



GOVERNMENT OF THE PEOPLE'S REPUBLIC OF BANGLADESH
MINISTRY OF WATER RESOURCES

BANGLADESH WATER DEVELOPMENT BOARD
COASTAL EMBANKMENT IMPROVEMENT PROJECT PHASE-1 (CEIP-1)

Financed by World Bank
With Grant Contribution of PPCR - Climate Investment Fund

Annual Progress Report July 2022 – June 2023
including
Quarterly Progress Report No. 31
April-June 2023

Progress Report for 3rd Quarter of GoB Fiscal Year 2022-2023
Implementation Quarter 34 (since 01 January 2015)

Submitted to:

Project Management Unit
CEIP-1

Prepared by
Sheladia Associates, Inc. (USA)
in association with BETS Consulting Services, Ltd.
Third Party M&E Consultants for Overall Project Implementation
(CONTRACT PACKAGE NO. CEIP-1/ C2/S3)



15 August 2023

BASIC DATA

Country	:	Bangladesh
Project Title	:	Coastal Embankment Improvement Project, Phase-1
Implementing Agency	:	Bangladesh Water Development Board
Report number	:	31
Reporting Period	:	Quarter of April-June 2023 and Year of July 2022-June 2023

CURRENCY EQUIVALENTS AT SIGNING
 (Exchange Rate Effective May 15, 2013)
 Currency Unit = Bangladeshi Taka (BDT)
 US\$ 1 = BDT 79
 Currency Unit = Special Drawing Rights (SDR)
 US\$ 1 = SDR 0.66269
 FISCAL YEAR
 July 1 - June 30

Grant Project Component: Pilot Program for Climate Resilience (PPCR)

2.1.1. Grant Source : Climate Investment Fund

2.1.2. Grant Amount : US\$ 25 Million

2.1.3. Date of Grant Approval: 29 May 2013

US\$ 5 Million are allocated for Project Component C 3 Long Term Monitoring, Research and Analysis of Bangladesh Coastal Zone.

Table i-1: PPCR Expected Disbursements

Pilot Program for Climate Resilience (PPCR) Expected Disbursements (in US\$ Million)								
Fiscal Year	2014	2015	2016	2017	2018	2019	2020	2021
Annual			10	10	5			
Cumulative			10	20	25			

Source: Project Appraisal Document, 2013

Loan IDA

2.2.1. Loan Number / Project ID : No. P128276

2.2.2. Loan Amount : US\$375 Million

2.2.3. Date of Loan Approval : 29 May 2013

2.2.4. Date of Loan Declared Effective /

Project Implementation Start Date : 02 Sep 2013

2.2.5. Expected Closing Date : 31 Dec 2020 originally;
 31 Dec 2023 currently;

Table i-2: IDA Expected Disbursements (US\$ Million)

IDA Expected Disbursements (US\$ Million)								
Fiscal Year	2014	2015	2016	2017	2018	2019	2020	2021
Annual	5	5	10	45	75	75	75	85
Cumulative		10	20	65	140	215	290	375

Source: Project Appraisal Document, 2013 & subsequent extensions.

ACRONYMS AND ABBREVIATIONS

ADB	Asian Development Bank
aka	also known as
BDT	Bangladeshi Taka
BFD	Bangladesh Forestry Department
BoQ	Bill of Quantities
BUET	Bangladesh University of Engineering & Technology
BWDB	Bangladesh Water Development Board
C&AG	Controller and Auditor General
C-ESMP	Contractor's Environmental and Social Management Plan
CCGP	Cabinet Committee for Government Purchase
CCL	Cash Compensation Under Law
CEGIS	Center of Excellence for Geospatial Information Science
CEIP	Coastal Embankment Improvement Project
CERC	Contingent Emergency Response Component
CIF	Climate Investment Fund
COI	Conflict of Interest
CPTU	Central Procurement Technical Unit
CQS	Consultant Qualifications-Based Selection
CUL	Compensation Under Law
DA	Designated Account
DC	Deputy Commissioner
DG	Director General
DLAC	District Land Acquisition Committee
DoE	Department of Environment
DSC	Detailed Design, Construction Supervision & Project Management Support Consultants
DDCS&PMSC	Detailed Design, Construction Supervision & Project Management Support Consultants
DVD	Digital Video Disk
EA	Environmental Assessment
EC	Entitlement Cards
ECC	Environmental Clearance Certificate (of DoE)
EHS	Environmental Health and Safety
EIA	Environment Impact Assessment
EP	Entitled Persons
EMF	Environment Management Framework
EMP	Environnemental Management Plan
Eoi	Expression of Interest
FAPAD	Foreign Aided Project Audit Directorate
F&C	Fraud and Corruption
FGD	Focus Group Discussion

FIDIC	Federation Internationale des Ingenieurs Conseils (French); International Federation of Consulting Engineers
FM	Financial Management
FMS	Financial Management Specialist
FO	Field Office
FY	Fiscal Year
GAAP	Governance and Accountability Action Plan
GBM	Ganges, the Brahmaputra or Jamuna, and the Meghna
GCC	General Conditions of Contract
GCM	Global Climate Model
GIS	Geographic Information System
GoB	Government of People's Republic of Bangladesh
GPS	Global Positioning System
GRC	Grievance Redress Committee
GRM	Grievance Redress Mechanism
ha	hectare
HOPE	Head of the Procuring Entity
HQ	Headquarters
IC	Individual Consultant
ICB	International Competitive Bidding
ICBPQ	International Competitive Bidding with pre-qualification
ICT	Information and Communications Technology
ID	Identification
IDA	International Development Association (World Bank Group)
IFB	Invitation for Bid
IMED	Implementation Monitoring and Evaluation Division (Ministry of Planning)
IOL	Inventory of Losses
IPCC	Intergovernmental Panel on Climate Change
IPDP	Indigenous Peoples Development Plan
IPM	Integrated Pest Management
IPOE	Independent Panel of Expert
IRM	Immediate Response Mechanism
ISM	Implementation Support Mission
IUFR	Interim Unaudited Financial Report
IWM	Institute of Water Modeling
JVS	Joint Verification Survey
km	kilometer
KMC	Knowledge Management Consultants, Ltd. (RAP Team of DDCC&PMSC)
LAP	Land Acquisition Plan
LCS	Labor Contracting Societies
LG	Local Government
LGED	Local Government Engineering Department
MDSP	Multipurpose Disaster Shelter Project

MEAG	M&E Advisory Group
MIS	Management Information System
MoL	Ministry of Lands
MoWR	Ministry of Water Resources
M&E	Monitoring & Evaluation
NCB	National Competitive Bidding
NGO	Non-Government Organization
NID	National ID
NOL	No Objection Letter
NCR	Non-Compliance Register/Record
O&M	Operation and Maintenance
OP	Operation Policy
PAH	Project Affected Household
PAP	Project Affected Person
PAVC	Property Asset Valuation Committee
PC	Polder Committee
PCM	Public Consultation Meeting
PD	Project Director
PDO	Project Development Objectives
PMU	Project Management Unit
PMIS	Project Management Information System
PPCR	Pilot Program for Climate Resilience
PPE	Personal Protective Equipment
PRAC	Physical Relocation Assistance Committee
PRMP	Procurement Risk Mitigation Plan
PSC	Project Steering Committee
PY	Project Year
Q	Quarter
QBS	Quality Based Selection
QPR	Quarterly Progress Report
RAP	Resettlement Action Plan
RE	Resident Engineer
REOI	Request for Expression of Interest
RFP	Request for Proposal
ROW	Right-of-Way
RTI	Right to Information
SAP	Social Action Plan
SDR	Special Drawing Rights
SECU	Social, Environment and Communication Unit
SLR	Sea-Level Rise
SMRPF	Social Management and Resettlement Policy Framework
TA	Technical Assistance
ToR	Terms of Reference

UNDB	United Nations Development Business
USD	United States Dollar
WB	World Bank
WMO	Water Management Organization
WMIP	Water Management Improvement Project
XEN	Executive Engineer

Annual Progress Report July 2022 - June 2023 and Quarterly Progress Report No. 31 for April – June 2023

Table of Contents

BASIC DATA	i
ACRONYMS AND ABBREVIATIONS	ii
EXECUTIVE SUMMARY	x
1. PROJECT BACKGROUND	1
2. PROJECT BACKGROUND	4
2.1. Finance and Disbursements.....	4
2.2. Project Inputs – Personnel and Equipment	8
2.2.1 Project Organization Chart.....	8
2.2.2 Project Management Unit (PMU)	9
2.2.3 Detailed Design, Construction Supervision and Project Management Support Consultant (DDCS&PMSC)	9
2.2.4 NGO Consultancy Service to Implement: (a) Social Mobilization with Social Action Plan (including setting up WMOs), (b) Social Afforestation and (c) Integrated Pest Management (IPM) Plan	10
2.2.5 Consultancy Service for Long Term Monitoring, Research and Analysis of Bangladesh Coastal Zone.....	11
2.2.6 Works Contractor Package 1	11
2.2.7 Works Contractor Package 2.....	12
2.2.8 Works Contractor Package 3.....	14
2.2.9 Third Party M&E Consultants	14
2.3. Procurement	15
3. STATUS OF PROJECT OUTPUTS BY COMPONENT	16
3.1. Outputs of Component A: Rehabilitation and Improvement of Polders	16
3.1.1 Outputs of A1: Rehabilitation and Improvement of Polders –Package 01	16
3.1.2 Outputs of A1: Rehabilitation and Improvement of Polders –Package 02	21
3.1.3 Output of A2: (a) Social Mobilization with Social Action Plan (including setting up WMOs), (b) Social Afforestation and (c) Integrated Pest Management (IPM) Plan	23
3.2. Outputs of Component B: Implementation of Social and Environmental Management Frameworks and Plans	24
3.2.1 Outputs of B1: Implementation of Social Action Plans	24
3.2.2 Outputs of B2: Implementation of Social Management and Resettlement Policy Framework (SMRPF) and Resettlement Action Plans (RAPs).....	24
3.2.3 Outputs of B3: Implementation of EMF and EMPs.....	30
3.3. Outputs of Component C: Construction Supervision, Project Monitoring and Evaluation and Coastal Zone Monitoring	33
3.3.1 Outputs of C1: Detailed Design and Construction Supervision of Package 01	33
3.3.2 Outputs of C1: Detailed Design and Construction Supervision of Package 02	33
3.3.3 Outputs of C1: Detailed Design and Construction Supervision of Package 03	34
3.3.4 Outputs of C2: Third Party Monitoring and Evaluation of Project.....	35

3.3.5	Outputs of C3: Long-Term Monitoring, Research and Analysis of Bangladesh Coastal Zone	35
3.4.	Outputs of Component D: Project Management, Technical Assistance, Training and Strategic Studies	35
3.4.1	Outputs of D1: Project Management Support and Audits.....	35
3.4.2	Outputs of D3: Strategic Studies and Future Project Preparation	36
3.5.	Outputs of Component E: Contingent Emergency Response	37
4.	KEY PERFORMANCE INDICATORS.....	38
	Cropping Intensity of CEIP-1, Considering 9 Polders (39/2C is under construction).....	41
5.	PLANS FOR THE NEXT TWO QUARTERS AND BEYOND	42
5.1.	Planned Outputs for Component A: Rehabilitation and Improvement of Polders.....	42
5.1.1	Planned Outputs of A1: Rehabilitation and Improvement of Polders.....	42
5.1.2	Planned Output of A2: Afforestation	43
5.2.	Planned Outputs of Component B: Implementation of Social and Environmental Management Frameworks and Plans	43
5.2.1	Planned Outputs of B1: Implementation of Social Action Plans	43
5.2.2	Planned Outputs of B2: Implementation of Social Management and Resettlement Policy Framework (SMRPF) and Resettlement Action Plans (RAPs).....	43
5.2.3	Planned Outputs of B3: Implementation of EMF and EMPs.....	44
5.3.	Planned Outputs of Component C: Construction Supervision, Project Monitoring and Evaluation and Coastal Zone Monitoring.....	44
5.3.1	Planned Outputs of C1: Detailed Design and Construction Supervision.....	44
5.3.2	Planned Outputs of C2: Third Party M&E Consultants.....	45
5.3.3	Planned Outputs of C3: Long-Term Monitoring, Research and Analysis of Bangladesh Coastal Zone.....	45
5.4.	Planned Outputs of Component D: Project Management, Technical Assistance, Training and Strategic Studies.....	45
5.4.1	Planned Outputs of D1: Project Management Support and Audits.....	46
5.4.2	Planned Outputs of D2: Technical Assistance and Training.....	46
5.4.3	Planned Outputs of D3: Strategic Studies and Future Project Preparation	46
5.5.	Planned Outputs of Component E: Contingent Emergency Response.....	46
5.6.	Agreed Actions	46
6.	CONTRACTUAL, LEGAL AND ADMINISTRATIVE MATTERS	50
6.1.	Works Contract W-01	50
Performance Bonds and Insurance.....	50	
Invoices and Payments.....	50	
Contract Modifications.....	50	
6.2.	Works Contract W-02	50
Performance Bonds and Insurance.....	50	
Invoices and Payments.....	50	
Contract Modifications.....	50	
6.3.	Works Contract W-03	50
6.4.	DDCS&PMS Consultants Contract	51
Invoices and Payments.....	51	
Contract Modifications.....	51	
6.5.	Third Party M&E Consultants Contract.....	51

Invoices and Payments.....	51
Contract Modifications.....	51
7. ISSUES AND RECOMMENDATIONS	53
ANNEXES	A-1
Annex 1 Map of the Project Area	A-1
Annex 2: Basic Characteristics of the Project Polders as per PAD	A-2
Annex 3: Overview of PMU Staff	A-3
Annex 4 Project Input: Budget and Disbursements- March 2023	A-5
Annex 5 Project Input Procurement Status and Plans.....	A-7
Annex 6 Governance Accountability and Action Plan	A-29
Annex 7: Key Performance Indicators and Targets per PAD/DPP.....	A-37

List of Tables

TABLE ES 1: WORLD BANK DISBURSEMENTS TO CEIP-1	xi
TABLE ES 2: STATUS OF APPROVAL OF DESIGN OF PACKAGE 3	xx
TABLE ES 3:PACKAGE W-01 CONTRACTOR’S S CURVE	xxxii
TABLE ES 4:PACKAGE W-02 CONTRACTOR’S S CURVE	xxxiii

TABLE 1:KEY OUTCOMES OF THE PROJECT.....	1
TABLE 2: DISBURSEMENT FROM THE WORLD BANK TO THE PROJECT.....	4
TABLE 3: REVENUE EXPENDITURES / INPUT COST UP TO 4TH QUARTER OF FY 2022-23 (AS OF 31 MARCH 2023).....	5
TABLE 4: CAPITAL EXPENDITURES / OUTPUT COST AS OF 3RD QUARTER OF FY 2022-23 (AS OF 30 JUNE 2023).....	6
TABLE 5: SHARE OF DISBURSEMENT WHICH IS REVENUE EXPENDITURE – AS OF 30 JUNE 2023 (USD).....	7
TABLE 6: CUMULATIVE EXPENDITURES BY THE PROJECT	7
TABLE 7: STATUS OF DEPLOYMENT OF MOST CRITICAL STAFF OF DDCCS&PMS CONSULTANT	9
TABLE 8: MANPOWER MOBILIZED BY PACKAGE 01 CONTRACTOR	12
TABLE 9: REQUIRED EQUIPMENT –ESTIMATE OF DDCCS&PMSC PACKAGE 01	12
TABLE 10: EQUIPMENT DEPLOYED BY PACKAGE 01 CONTRACTOR AS OF 30 JUNE 2023.....	12
TABLE 11: MANPOWER MOBILIZED BY PACKAGE 02 CONTRACTOR	13
TABLE 12: EQUIPMENT REQUIREMENTS PER DDCCS&PMSC – PACKAGE 02.....	13
TABLE 13: EQUIPMENT DEPLOYED BY PACKAGE 02 CONTRACTOR AS OF 31 MARCH 2023	13
TABLE 15: PACKAGE 01 PROGRESS ON EMBANKMENT RE-SECTIONING/RETIRED IN KMS	17
TABLE 15: PACKAGE 01 PROGRESS ON EMBANKMENT EARTHWORK IN M3	18
TABLE 16: SUMMARY OF NUMBER OF HYDRAULIC STRUCTURES IN PROGRESS BY POLDER	18
TABLE 17: EXCAVATION/RE-EXCAVATION OF DRAINAGE CHANNELS IN M3 AND RATIO LENGTH.....	18
TABLE 18: PACKAGE 01 BANK PROTECTION WORKS - PROGRESS COMPARED TO TARGET	19
TABLE 20: SLOPE PROTECTION WORKS - PROGRESS COMPARED TO TARGET.....	19
TABLE 20: SUMMARY OF EMERGENCY WORKS UNDER THE HEAD OF "ENVIRONMENTAL MITIGATION WORKS"	20
TABLE 21: SUMMARY OF EMERGENCY WORKS UNDER THE HEAD OF "PHYSICAL & PRICE CONTINGENCY"	20
TABLE 22: CC BLOCK PRODUCTION OF PACKAGE 01	20
TABLE 24: PACKAGE 02 PROGRESS ON EMBANKMENT RE-SECTIONING/RETIRED IN KMS.....	21
TABLE 25: PACKAGE 02 PROGRESS ON EMBANKMENT EARTHWORK IN 000 M3	21
TABLE 26: CC BLOCK PRODUCTION OF PACKAGE 2	22
TABLE 26: NUMBER OF WMG AND WMA FORMED AND REGISTERED.....	23
TABLE 27: NUMBER OF TITLED AND NON-TITLED ENTITIES IN PACKAGE 01 POLDERS.....	24
TABLE 28: NUMBER OF NON-TITLED ENTITIES (INCLUDING TENANTS AND WAGE LABORERS) IN PACKAGE 01 POLDERS	24
TABLE 29: STATUS OF NON-TITLED EPS COMPENSATION (SQUATTERS, TENANTS & WAGE LABOR) PAID IN PACKAGE 01.....	24

TABLE 30: STATUS OF RELOCATION OF COMPENSATED EPS	25
TABLE 31: PAYMENTS TO TITLED EPS - PACKAGE 01	25
TABLE 32: STATUS OF LAND ACQUISITION - PACKAGE 01	26
TABLE 33: NUMBER OF TITLED AND NON-TITLED ENTITIES (EXCL. TENANTS AND WAGE LABORERS) - PACKAGE 02	27
TABLE 34: BREAKDOWN OF NON-TITLED EPS BY POLDER AND CATEGORY IN PACKAGE 02	27
TABLE 35: STATUS OF NON-TITLED EPS COMPENSATION PAID IN PACKAGE 02	27
TABLE 36: STATUS OF RELOCATION OF COMPENSATED EPS	28
TABLE 37: PAYMENTS TO TITLED EPS - PACKAGE 02	28
TABLE 38: STATUS OF LAND ACQUISITION - PACKAGE 02	29
TABLE 39: OVERALL ENVIRONMENTAL SAFEGUARDS ACTIVITIES	30
TABLE 40: STATUS OF AFFORESTATION	32
TABLE 41: STATUS FOR FISH FINGERLINGS RELEASE PROGRAM IN CEIP-1	32
TABLE 42: STATUS OF DESIGN - PACKAGE 03	34
TABLE 43: STATUS OF PMU INSTITUTIONAL SETUP AND FINANCIAL MANAGEMENT ARRANGEMENTS	35
TABLE 44: KEY PERFORMANCE INDICATORS (KPI)	38
TABLE 45: ESTIMATE OF AREA AND POPULATION PROTECTED BY THE EMBANKMENT WORKS – JUNE 2023	40
TABLE 46: CROPPING INTENSITY OF PACKAGE 01 & 02 - SEPTEMBER 2022	41
TABLE 4748: STATUS OF REHABILITATION AND IMPROVEMENT OF POLDERS OF PACKAGE 01	42
TABLE 49: STATUS OF PREPARATION OF PACKAGE 03	43
TABLE 50: KEY AGREED ACTIONS PER ISR MISSION OF FEBRUARY 2023	46

List of Figures

FIGURE ES 1: ACTUAL DISBURSEMENTS AND EXPENDITURES COMPARED TO PLAN	XII
FIGURE 2: PROJECT ORGANIZATION CHART	8
FIGURE 3: COMPARISON OF EQUIPMENT AVAILABLE AND REQUIRED - PACKAGE 02	14

Annual Progress Report July 2022 - June 2023 and Quarterly Progress Report No. 31 for April – June 2023

EXECUTIVE SUMMARY

Introduction

This Annual Progress Report (APR) cum Quarterly Progress Report (QPR) presents the status of project inputs and outputs and provides information on the activities, processes, accomplishments, constraints, issues and recommendations in summary for the July 2022 - June 2023 year and in some detail for the April-June 2023 quarter. It covers all consultancies and contracts of the Project and thus is a consolidated progress report.

The APRs/QPRs are intended to provide the Project Director, Project Steering Committee (PSC) and World Bank with information on emerging issues as well as a record of the project as it evolved through the last quarter. It is intended to also show the plans for the project overall, and specifically the next two quarters and to report progress against the respective targets. Should delay occur the report aims to alert as to the potential impact which such delay may have on the project schedule overall. The report consolidates the individual reports of several implementing partners under the project. These partners will present their own data. In general, such data would be incorporated as it was reported, and the PMU and the M&E team may also verify data independently.

The Executive Summary contains the following sections:

- Summary of Achievements during the Quarter
- Issues and Recommendations
- Summary of Plans for Next Two Quarters

Summary of Achievements during the Quarter

Disbursements and Expenditures

Below are the aggregated disbursement amounts provided by the World Bank (including PPCR) to the BWDB, presented in USD after conversion from BDT at the initial rate of 79 BDT per USD. It is important to highlight that, owing to the depreciation of the USD-SDR exchange rate, the practical funding amount for CEIP-1 is approximated to be \$375 million instead of the previously stated \$400 million. All percentage computations in this report are consistently based on the \$400 million value.

Disbursements to the Project stand at 79.37% of the total project budget amount¹ as of 30 June 2023, which is up from 74.49% the prior quarter and 70.12% one year earlier in June 2022. The total disbursed to date stands at \$317.477 million comprised of IDA Credit US\$292.477 m plus the Trust Fund PPCR Grant of US\$ 25.0 m.

¹ It should be noted that the total project cost is taken as \$400 million as per original budget for purposes of tracking changes over time with a fixed denominator, but the changes in the USD-SDR exchange rate mean that the actual funds available will be closer to \$375 million equivalent.

Table ES 1: World Bank Disbursements to CEIP-1

Quarter end-Date	Cumulative as of Given Date			
	IDA Credit	PPCR Grant	Total	As % of Total Project Cost
30-Jun-23	292.477	25	317.477	79.37%
31-Mar-23	272.955	25	297.955	74.49%
31-Dec-22	255.478	25	280.478	70.12%
30-Sep-22	255.478	25	280.478	70.12%
30-Jun-22	255.478	25	280.478	70.12%
30-Jun-21	236.837	25	261.837	65.46%
30-Jun-20	210.813	25	235.813	58.95%
30-Jun-19	163.342	24.474	187.816	46.95%
30-Jun-18	83.24	19.98	103.22	25.80%
30-Jun-17	38.52	17.01	55.53	13.88%
30-Jun-16	17.48	8.72	26.20	6.55%
30-Jun-15	17.48	0	17.48	4.37%
30-Jun-14	4.63	0	4.63	1.16%

Source: PMU of CEIP-1

As of June 2023, the Loan had been effective for 118 months (9 years, 10 months). According to the IMED reports prepared by PMU (and using the original exchange rates for USD-SDR and BDT 79 per USD), total disbursement (expenditures) by the project follows:

- Jun 2023 - US\$ 300.31 million, or 78.00% of total project cost
- Mar 2023 - US\$ 280.32 million, or 71.30% of total project cost
- Dec 2022 - US\$ 268.509 million, or 68.32% of total project cost
- Sept 2022 - US\$ 266.893 million, or 67.91% of total project cost
- June 2022 - US\$ 265.084 million, or 67.45% of total project cost
- June 2021 - US\$ 236.44 million, or 59.1 % of total project cost
- June 2020 - US\$ 215.6 million, or 53.9 % of total project cost
- June 2019 - US\$ 173.6 million, or 43.4 % of total project cost
- June 2018 - US\$ 97.0 million, or 24.2 % of total project cost
- June 2017 - US\$ 50.4 million, or 12.6 % of total project cost
- June 2016 - US\$ 22.0 million, or 5.3 % of total project cost
- June 2015 - US\$ 3.0 million, or 0.7 % of total project cost

Figure ES-1 illustrates the real disbursement to the project by the World Bank alongside the factual project expenses, contrasted with the projected disbursement levels outlined in the Project Appraisal Document. During the April to June 2023 quarter, the World Bank disbursed approximately \$19.522 million, while the project disbursement for expenditures was around \$19.99 million. It should be noted that there is a substantial backlog of one year of accrued dues for consulting services that could not be disbursed pending the approval of contract amendments that could not be executed until after the close of the 2022-2023 fiscal year. Thus, the project's disbursements will experience a modest jump during the first quarter of FY 2023-2024 when these arrears are expected to be cleared.

Looking back, the highest level of annual disbursement by the project occurred during FY18/19 at about \$76 million (19% of project cost) as works and land acquisition expenditures accelerated that year and as works for both contract packages were actively progressing. Expenditures by CEIP-1 in FY21/22 were \$40 million (about 10% of project cost) much improved from the FY20/21 total of only \$20.85 million (approximately 5% of total project cost) when delays occasioned by COVID-19 and slow performance of the Pkg 02 Contractor

took a toll. Expenditures in the most recent fiscal year reached about \$35 million, or about 9% of project cost.

Figure ES 1: Actual Disbursements and Expenditures Compared to Plan

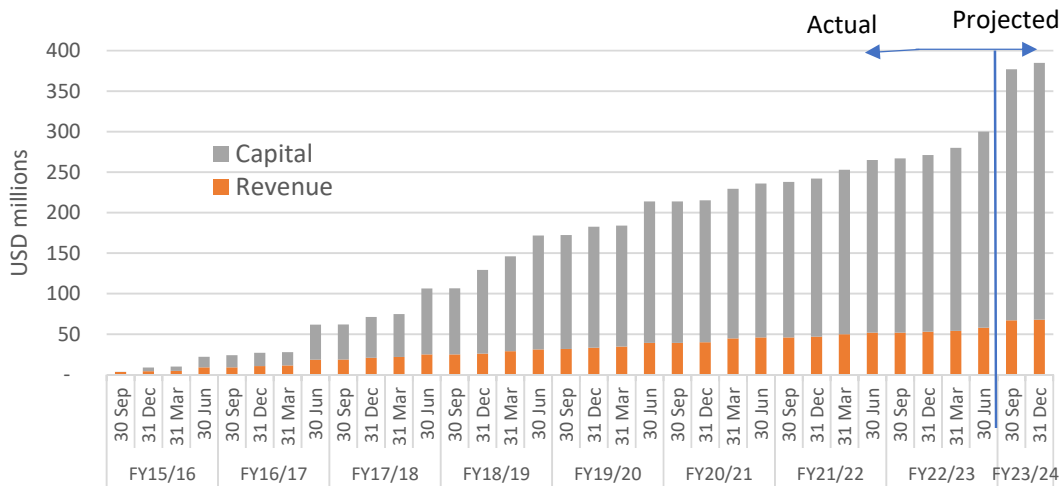
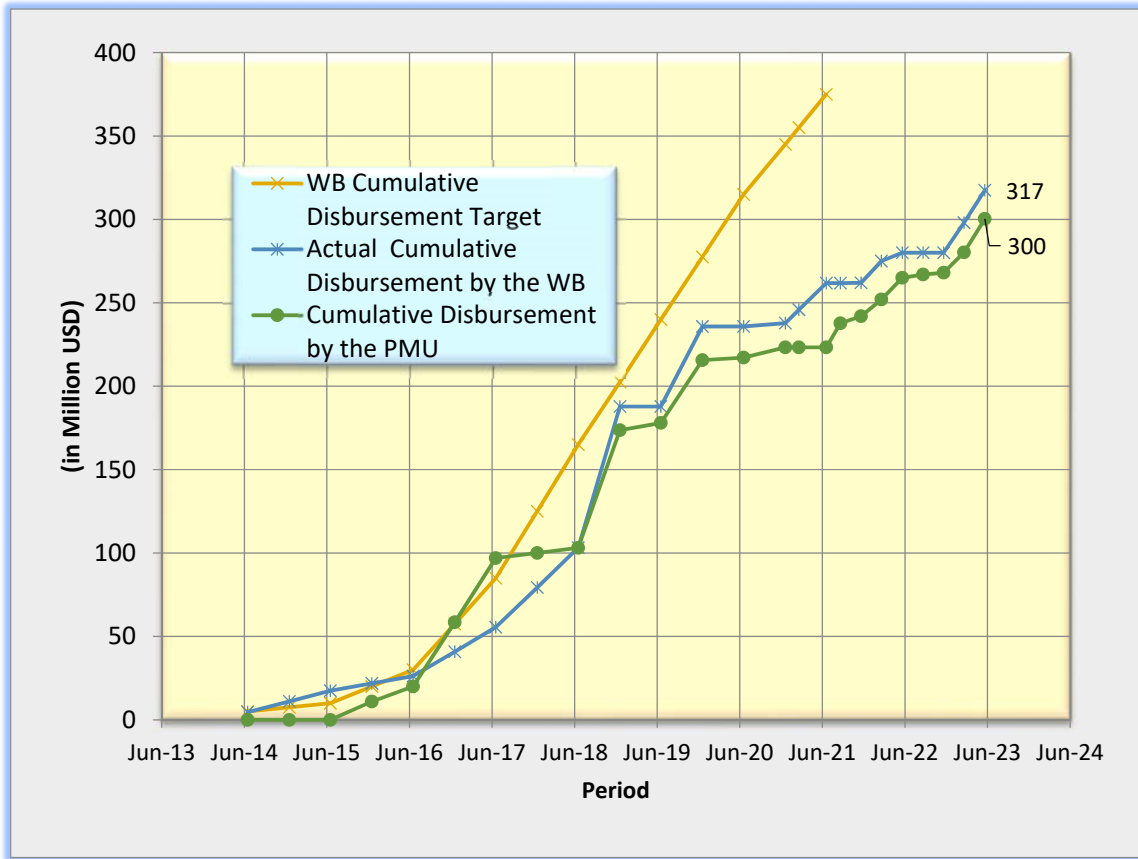


Figure ES- 2: Expenditure through 31 March 2023 and Expenditure Level Required to Complete on Time

Figure ES-2 presents the expenditures through 30 June 2023 and projected expenditures classified by capital and revenue categories. Capital expenditures include physical works and land acquisition costs while revenue expenditures include consultancies, resettlement compensation and project administration. The expenditures as of the original closing date of 31 December 2020 reached only \$217 million so the agreed extensions through 30 June 2022, and subsequently through 31 December 2023, were clearly required. The projection shown in Figure ES-2 is based on the new completion date of June 2023 for works and December 2023 for project closing and is not a forecast of expected expenditures, but rather an illustration of the required trajectory in order to fully complete the project and its associated disbursements.

Annex 4 provides further details on the status on Finance and Disbursements by the Project.

Institutional Arrangements

The PMU is staffed with qualified and dedicated professionals, and most key positions have been filled except Senior Environmental Specialist, Communication Specialist and Social Safeguard Specialist (Khulna). PMU has decided the Communication Specialist is not needed at this time. The PD position has been filled continuously, and the Deputy PD position has been vacant for more than one year.

Procurement

Procurement for all goods, works and services is complete except for the following:

- Senior Environmental Specialist for PMU – individual consultant.
- Social Safeguard Specialist (Khulna) – individual consultant.

Works – Contract 01

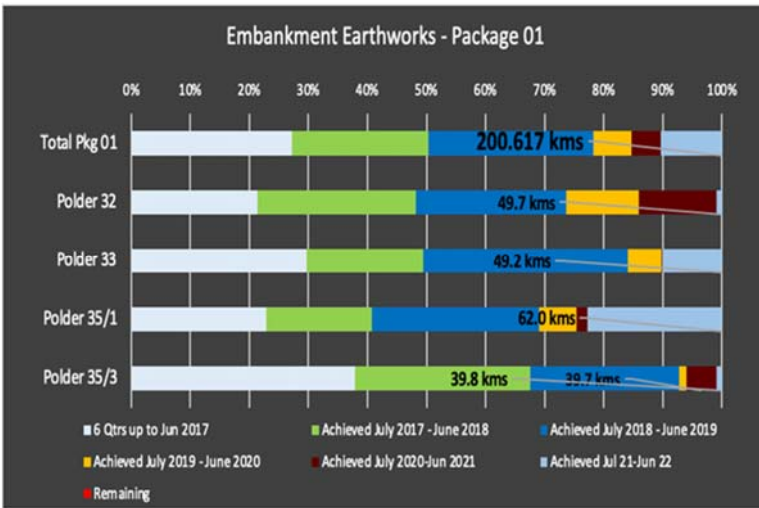
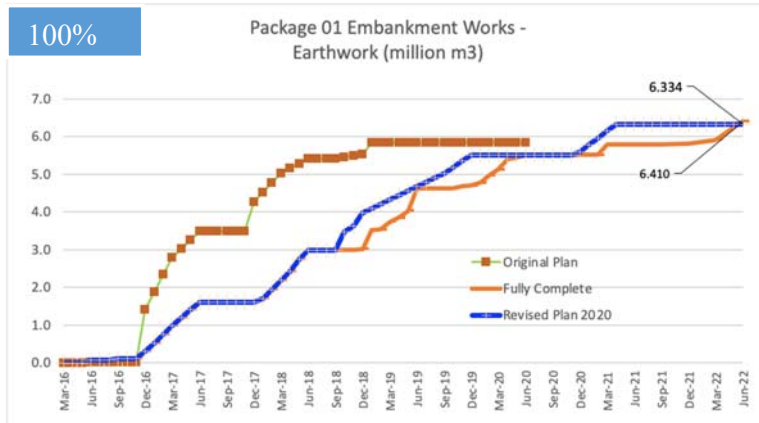
Contractor	:	CHWE (China)
Contract Signature Date	:	01 November 2015
Notice to Commence	:	26 January 2016
Original Contract Duration	:	36 months to 25 January 2019
1 st Revised Duration	:	53 months to 25 June 2020
2 nd Revised Duration	:	65 months to 30 June 2021
3 rd Revised Duration	:	77 months to 30 June 2022
4 th Revised Duration	:	89 months to 30 June 2023

- Physical progress was slow in the first 12 months but improved substantially thereafter starting with the 2017/18 construction season and especially during 2018/19. A revised Work Program was approved in August 2018 which showed completion in June 2020 – an extension of 17 months. With the advent of the COVID-19 pandemic and multiple lockdowns, the pace of work progress had been reduced starting in March 2020. The Employer has approved an Extension of Time for execution of the works of this Contract first up to 30 June 2021 and subsequently up to 31 March 2022 and then 30 June 2022. These EOTs were granted on the condition that no claim will be acceptable due to this Extension of Time.

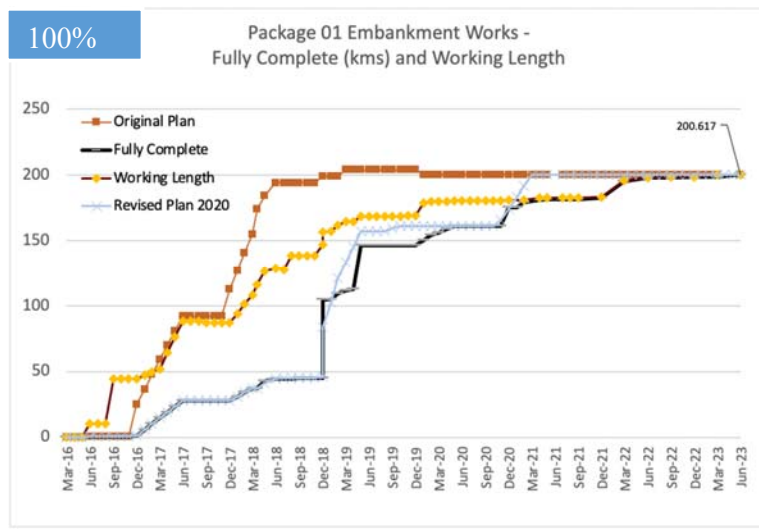
- With the new 4th extension, the contract period now has a total duration of 89 months. At the 89-month mark (June 2023) which represents the planned contract completion date, 97.61 % of the works have been done against the work plan target while all the time has elapsed. One year earlier, the progress was reported at 96.53%. It should be noted that another extension is in progress. All the remaining works of Polder-32 & 35/1 could not be completed on time due to obstacles in construction works and delays for providing instructions and drawings for construction of embankment slope development works in paved road areas and late access to the site for excavation/re-excavation of the drainage channels. It is envisaged that by October 2023, the Contract CEIP-1/W01 can be financially and administratively closed.
- Taking-Over Certificates for Polder 33 and 35/3 have been issued as per GCC Sub-Clause 10.1 (a) and 11.1 on 28th March 2021 with the Sectional Taking-Over Date 28th February 2021. Taking-Over Certificates for Polders 32 and 35/1 were issued on 25th September 2022 with the Sectional Taking-Over Date 30th June 2022. However, there remain some construction work and quality issues to be addressed so these Certificates were issued with the condition that if Works would not be satisfactorily implemented, the Taking-Over-Certificates would be annulled.
- A Technical Committee has been constituted with specific terms of reference by the Competent Authority of Bangladesh Water Development Board (BWDB) on 6 December 2021 to prepare a Technical Report with recommendation in order to protect Polder No. 32 in Khulna district, by constructing sustainable embankment and implementing river bank Protection Works by Geo/Geo Tube. The Committee has visited the Polder from 24th December to 25th December 2021. In three locations, emergency BPW were implemented by the Contractor for Package 01 in the March-June quarter of 2022 (after negotiating the cost) to prevent a breach of the embankment. Efforts to conclude an agreement with the Package 01 and subsequently the Package 02 contractors to undertake the additional Bank Protection Works were unsuccessful. BWDB prepared and submitted a proposal to World Bank in September 2022 to procure the works through National Competitive Bidding. In the meantime, BWDB has executed some additional BPW at the most vulnerable locations of Polder 32.

Physical progress as of 30 June 2023 is shown in the figures which follow, comparing it to the status of previous quarters and years.

All the embankment earth works had been completed as of June 2022 in terms of m³.



As of June 30, 2023, the embankment length where full completion of work has been achieved measures 200.617 km, marking an increase from the 198.932 km recorded in March 2023 and 198.282 km in June 2022. The ultimate target of 200.617 km has therefore been achieved.




Drainage channel excavation works were completed in June 2022, reaching the target of 150.299 kms.

All 38 new drainage sluices have been substantially completed since March 2019. Improvements and retrofits of some of the gate mechanisms have been required and are being undertaken.

Also, repair work on **2 existing drainage sluices** was completed in FY 19/20.

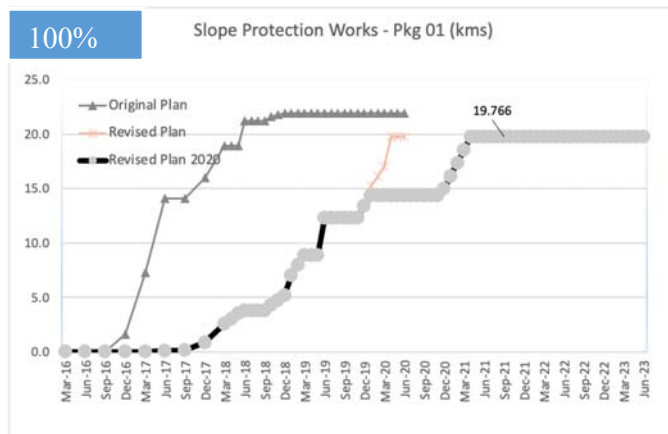
All 29 new flushing sluice works were essentially completed in 2018/19– the final one having been completed during 2020/21.



As for **flushing inlet repair**, the last one of the 14 nos. of inlets was completed in the quarter ending June 2021, so this work has been 100% complete since that time.

Bank protection works stand at 100% complete (4.25 kms) since December 2020.

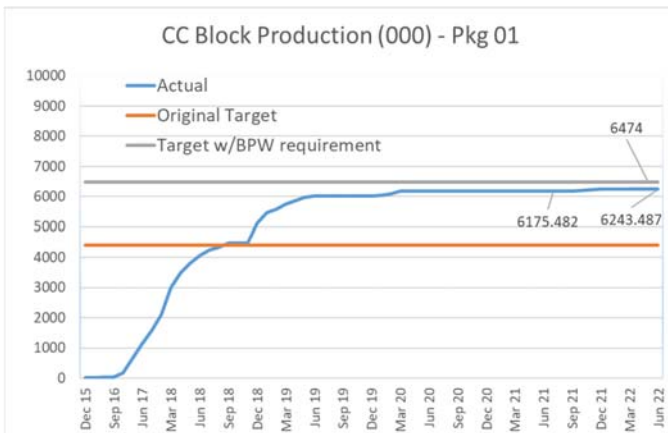
Slope protection works are fully completed at 19.766 kms as of 30 June 2023 compared to 19.606 km level (97.6%) one year earlier.



Package 01 CC block production has progressed as follows:

30 Jun 2023	6.243 million
30 Jun 2022	6.243 million
30 Jun 2021	6.175 million
30 Jun 2020	6.175 million
30 Jun 2019	6.015 million
30 Jun 2018	4.056 million
30 Jun 2017	1.140 million

Of the total 6.474 million CC blocks required, 6.243 million were manufactured by June 2022, and no production has taken place for a consecutive twelve-month period. Presently, the ongoing production accounts for 96.43% of the necessary quantity.



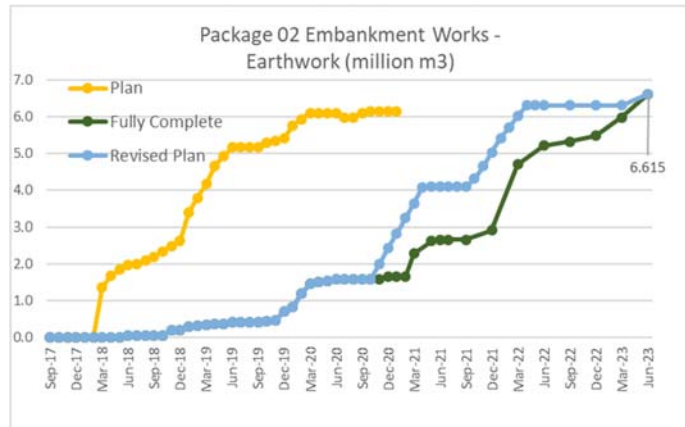
Works – Contract 02

Contractor	:	CICO (China)
Contract Signature Date	:	08 March 2017
Notice to Commence	:	12 July 2017
Original Contract Duration	:	42 months to 12 January 2021
1 st Revised Duration	:	59.5 months to 30 June 2022
2 nd Revised Duration	:	71.5 months to 30 June 2023
3 rd Revised Duration	:	74.5 months to 30 September 2023

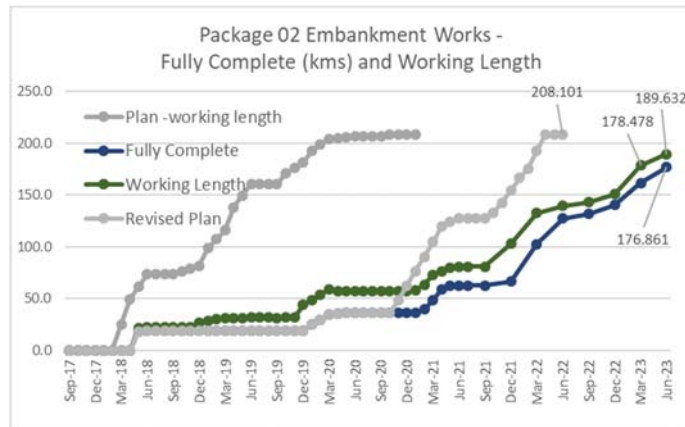
- Mobilization and physical progress were exceptionally slow during the first 2-3 years of the contract. As of June 2023, 71.5-months of the contract period have elapsed, or more than 96% of the time. Works progress overall (using financial achievement) stands at 93.00% compared to the work plan target of 100%. The progress is up from the 84.79% level of December 2022 and 80.5% progress level of December 2021. While progress lags were due at least in part to COVID-19 and visa problems for Chinese skilled-labor, there had been inadequate attention to embankment work in the past (now resolved) possibly due to the low unit rates quoted by the Contractor for this work.
- Out of 52 **drainage sluices to be newly constructed**, the contractor has fully completed 46 nos. and 4 nos. are in progress. This compares to 43 and 14 respectively at the end of the prior quarter and 32 and 18 respectively as of June 2022.
- Out of 51 **flushing sluices to be newly constructed**, the contractor has fully completed 39 no. and 7 nos. are in progress. This compares to 31 and 15 respectively at the end of the prior quarter and 20 and 16 respectively as of June 2022.
- There is an update of in CC block production in the quarter with 200,101 produced. Cumulative production is 7,667,272 CC blocks as of 30 June 2023 which represents 97.42% of the 7.8 million blocks required. This compares to a level of 92.80% and 7,244,152 blocks produced through June 2022.
- Embankment slope protection works of 8.674 kms were completed as of June 2023 representing 98.39% of the total to be undertaken; this is up from 6.492 km in March 2023 and 4.421 km in June 2022.
- No emergency works were undertaken during the year, though to date there have been 4.067 km of such works in 30 locations in all six polders.

The subsequent figures showcase accomplishments achieved thus far. The contractor's task schedule was adjusted in September 2021, and feedback from the PMU was addressed by November 02, 2021. Originally set for completion by September 30, 2022, the work was unable to be finalized within this timeframe, leading to an extension until June 2023. Furthermore, an additional extension has been granted until September 2023.

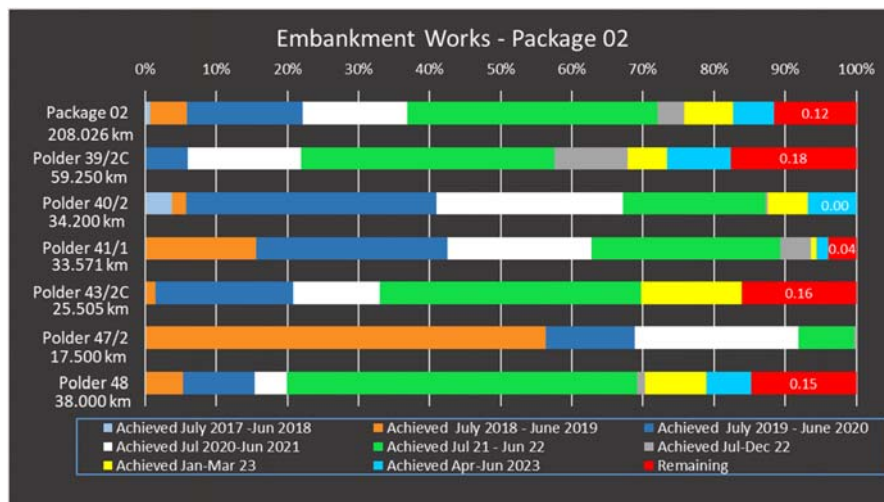
As of 30 June 2023, the earthwork for Package 02 embankments has reached the target volume of 6.615 million m³. This compares to 5.984 million m³ as of 31 March 2023 and 5.220 million m³ one year earlier on 30 June 2022.



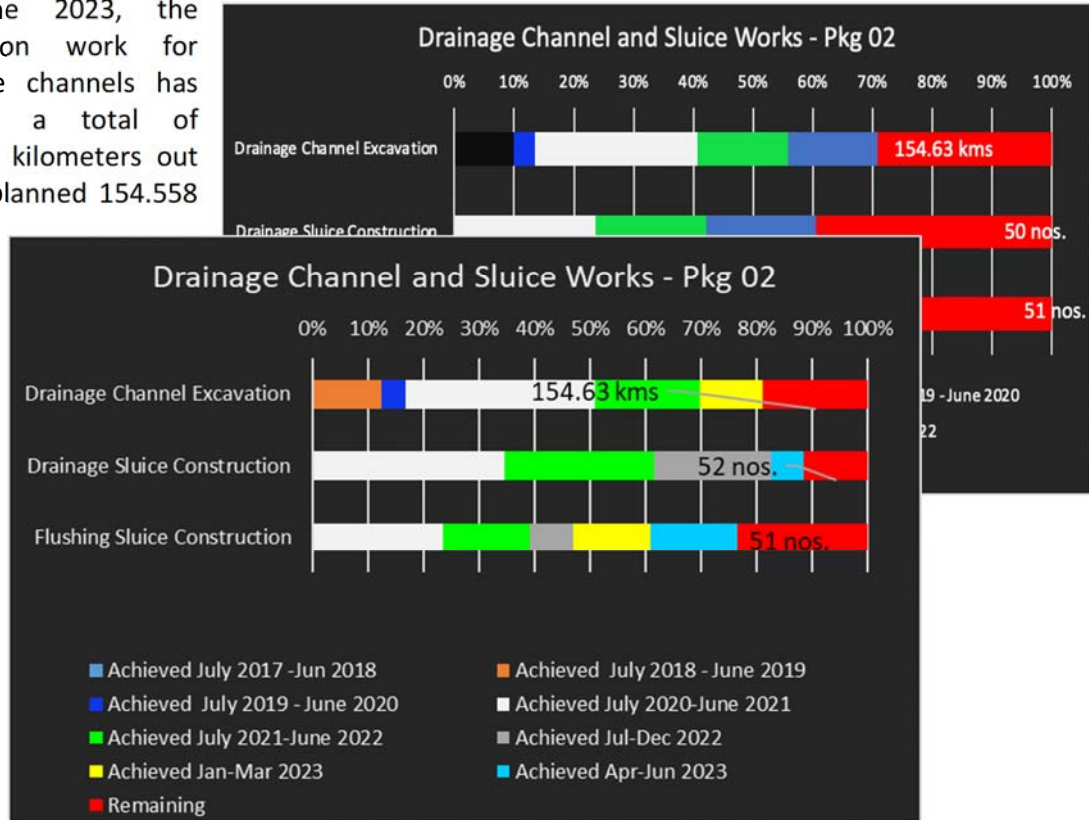
As of 30 June 2023, the cumulative working length of embankments is 189.632 kilometers, with 176.861 kilometers fully finished. This indicates that 85.02% of the total embankment length has been constructed. Notably, this marks an improvement from the previous quarter's 77.24% completion rate and the completion rate of 61.09% one year earlier.



In the quarter ending June 2023, there has been an additional 7.3% progress in embankment earthwork, bringing the completion rate to 88.4% as of 30 June 2023, compared to the previous quarter's 81.1% and the prior year's 72.2% on 30 June 2022. Notably, the earthwork has made substantial advancements in Polders 39/2C and 40/2 and now Polders 40/2 and 47/2 have been entirely completed with respect to embankment earthwork. Little work remains on Polder 41/1, but progress there has been slow this year. Still, much work remains to be done in Polders 39/2C, 43/2C, and 48 at 18%, 16% and 15% respectively.


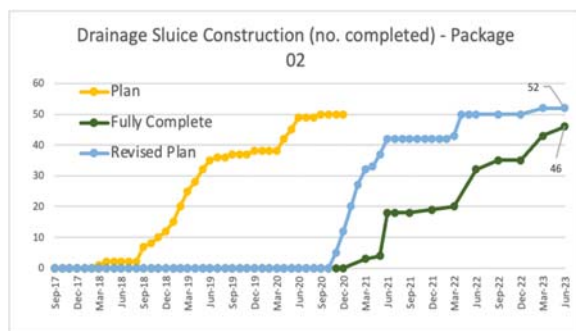


By June 2023, the excavation work for drainage channels has reached a total of 125.488 kilometers out of the planned 154.558

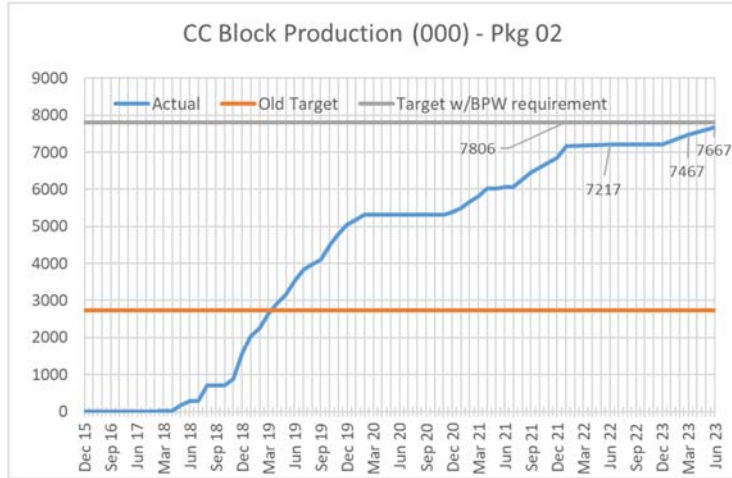


kilometers. This marks a noteworthy advancement of over 10% within the quarter, after underscoring substantial recent progress. The accomplishment level has improved to 80.06% in this quarter, showing progress from 69.8% in June 2022, 50.9% in June 2021, and a mere 16.8% in June 2020. With just one quarter left within the contract period, however, the progress is short of what was required.

Regarding structures, a total of 85 out of the planned 103 have been successfully finished. Within this quarter, 3 drainage sluices and 8 flushing sluices were completed, while ongoing efforts involve 4 drainage sluices and 7 flushing sluices. Notably, the Pkg 02 contractor continues to be behind compared to the established work program despite the impending closure of the project.



CC block production as of 30 June 2023 reached 98.2% of total required compared to 97.4% on 31 March 2023 and 92.5% on 30 June 2022. The balance of the required CC blocks is expected to be produced if needed.



Design and Supervision

The DDCS and PMS Consultants have been in place since January 2015 and have been carrying on their work diligently. Their major responsibilities are:

- a) Detailed Engineering Design and Construction Supervision for remaining Polders
- b) Project Management Support,
- c) Preparation of EIA of remaining Polders, and
- d) RAP

The DDCS&PMSC is comprised of Royal HaskoningDHV in association with DevCon, KMC, CEGIS, DPM, IWM and DHI.

All detailed designs have been completed for Package 01 works in 2015, based on modeling that determined the design parameters as well as geotechnical surveys and investigations. Designs were approved by the BWDB Design Circle.

In Package 02, design approval is still waited for the 8 closures. The flood wall is no longer needed. Other works were designed and approved in 2018.

The design of Package 03 polders commenced during the October-December 2016 quarter and was finally completed on 07 October 2019. The approval process was not moving for most of 2020, but has advanced since then. All design approvals have been issued as of June 2021. See the table below for details.

Table ES 2: Status of Approval of Design of Package 3

Sl	Item	Package 03 Target	30 June 2021	
			Designed	Approved
1	Embankment (kms)	209.98	209.98	209.98
2	Drainage Channel (kms)	167.37	167.37	167.37
3	Drainage Sluice (no.)	53	53	52
4	Flushing Sluice (no.)	19	19	19
5	Riverbank Protection (kms)	1.6	1.6	1.6
6	Embankment Slope (kms)	4.78	4.78	4.78

Environment

- COVID19 emergency preparedness plans have been followed by both Packages.
- Monitoring of EMP, EAPs and C-ESMP of the Project continued
- Training on COVID-19 and EHS issues conducted by the Contractor of Package 02 for its expatriate and local staff.

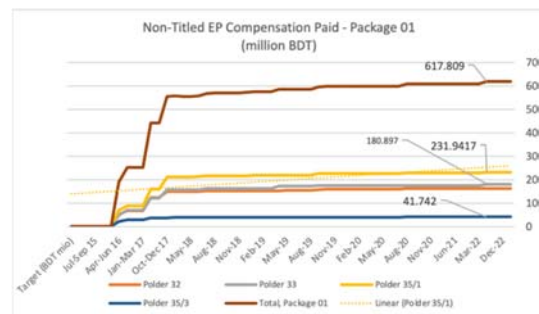
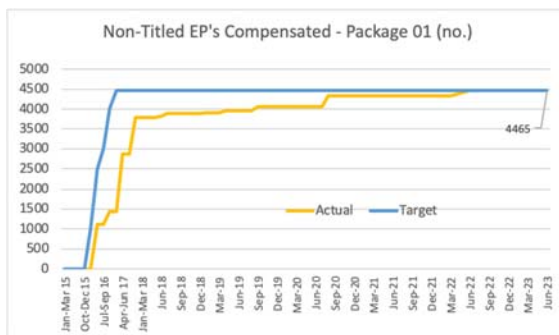
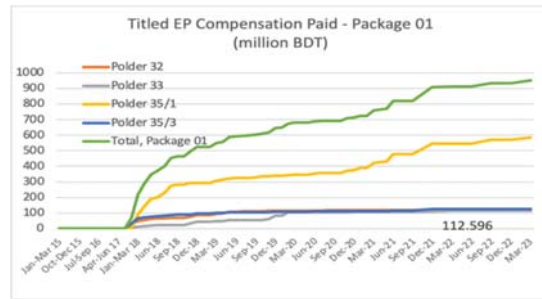
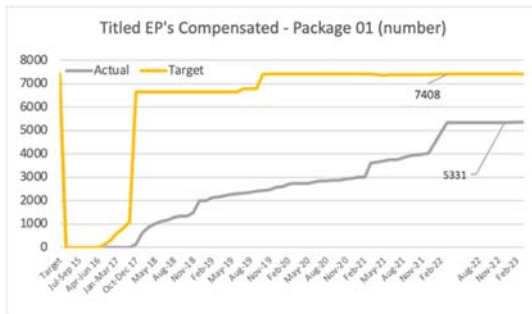
RAP/LAP Preparation and Implementation

Package 01

- **72.18 % of titled landholders** have been compensated to date compared to 72.02% as of March 2023 and 71.72% in June 2022, for a total payment of BDT 952.6 million up from BDT 949.9 million in the prior quarter. In terms of payment amount (BDT), as of 30 June 2023, **81.26% of compensation** expected to be paid out has been paid, compared to 81.04% at the end of the prior quarter and 77.9% as of 30 June 2022 and 77.5% as of 30 June 2021. Clearly, the process has stalled.

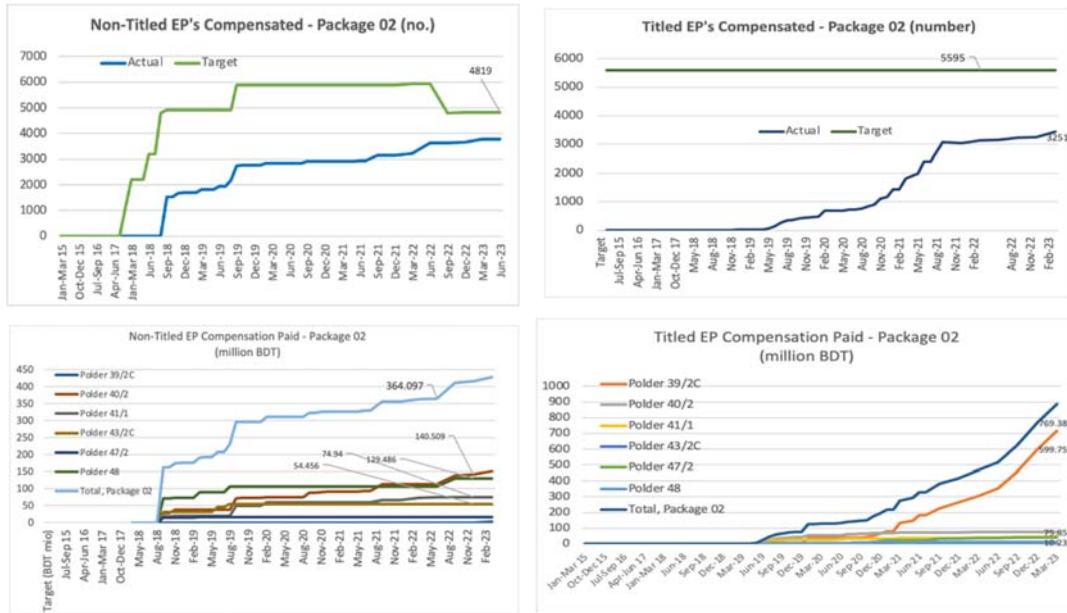
PMU is pro-actively facilitating the payment of compensation for land by DCs to an increased number of **titled EPs**. Currently, 5361 nos. out of 7427 nos. have been compensated.

- **All non-titled EPs** have been compensated (out of 4465) and total 617.82 million BDT has been paid as compensation. Among the compensated non-titled EPs, 4142 are squatters, 179 are tenants and 144 are wage laborers.
- To date, 187 **grievances** have been raised with 51 resolved on the spot and 135 resolved by GRC. One grievance was lodged in the prior quarter and is currently under examination.



Package 02

- **78.5% of non-titled EPs** (3783 out of 4819) have been compensated as of June 2023, compared to same in March 2023 and 67.0% as of June 2022. The total payment to date is BDT 427.811 million which is same BDT 414.978 million in March 2023 and 364.097 million in June 2022.
- **53.62% of titled EPs** (3890 out of 7255) have been compensated to date, which is an increase of 457 EPs over the 3433 EPs as of the prior quarter. The total payment to date is BDT 1038.24 million, up from 887.48 million in the prior quarter and 516.88 million one year back.



Long-Term Monitoring

This consultancy has completed all the modeling of the long-term physical processes including subsidence, climate change, river morphology, etc. at the macro, meso and micro scale for the historical and current behavior. Modeling of future scenarios has submitted to the client. The Consultancy is also to provide an investment plan describing a phased polder improvement roadmap; the required collection of socio-economic and other data has been completed.

Monitoring and Evaluation

Key accomplishments April-June 2023 quarter include:

- Prepared the 30th Quarterly Progress Report.
- Prepared the 7th Annual Environmental Audit Report.
- Prepared the field visit report of the M&E International Engineer
- Reviewed and commented on progress reports of DDCS&PMS Consultants.
- Made field visits for monitoring of implementation, physical progress, and safeguards compliance and consultation with PAPs.



- Prepared special reports
- Participated in the World Bank ISR Mission
- Advanced the development of the web based PMIS www.ceip-bwdb.gov.bd

Administration

During the past year, a draft DPP proposal was submitted to the World Bank through ERD focusing on the re-allocation of Package 03 budget and seeking additional funds to cover additional Bank Protection Works, Land Acquisition fund shortfall and the extension of time to December 2023 to accommodate the works and appurtenant services. A project restructuring was undertaken and the revised DPP was finalized.

The extension of CEIP-1 through December 2023 has become necessary due to the effects of COVID-19 and the reality of the status of the physical works in Package 02.

Issues and Recommendations

New Issues

Issue QPR31-1: Arrangement for Handing Over the Supervision of Remaining Works

Status: PMU, with the support of the DDCS&PMS Consultants, have initiated discussions with BWDB on this matter.

Recommendation: Assigning the responsibilities within BWDB must be concluded without delay so that there is a smooth transition and no gaps in oversight of the project's close-out.

Red Flag Issues Unresolved from Prior Quarters





All of the “red flag” issues – new and old – are both urgent and important and they must be pursued in parallel. The issues bulleted below represent the full list of most critical among the issues remaining unresolved from prior quarters. The numbering scheme relates to the quarterly report in which the issue was first raised, followed by the serial number of the issue in that report.

- **Issue QPR30- 1: Sluice Gate Operability and Maintenance Challenges Exist.** Nuts and bolts are rusted and metal parts of some of the gates have not been painted and are rusted. Washers have not been used in many cases. The gates will thus be difficult to dismantle for maintenance and repair without damaging them. In many cases, local operators have not had practice operating the gates themselves. The Contractors should be required to demonstrate to local operators how to dismantle and maintain the gates (thus testing whether the rusted bolts and missing washers are already giving problems). They should then paint the gates in accordance with the contract specifications.
- **Issue QPR29- 1: Actions that would allow Bangladesh to capitalize on the CEIP-1 infrastructure investments and that are required for sustainability.** The full potential of optimizing water management for improved agricultural production is yet to be achieved. WMA/WMG are generally not prepared to take over O&M activities. Companion projects may be considered to follow-up on CEIP-1 polders and integration of such components may be considered for CEIP-2.
- **Issue QPR29-2: Clarity is lacking on when WMA/WMG are to be responsible for O&M.** The WMA/WMG are not yet operating the system and once the defects period is completed they are not clear on the division of O&M responsibilities between the organization and the

BWDB. The roles and responsibilities should be outlined and communicated clearly along with the expected timeline. Some WMOs have become moribund since their formation so efforts are needed to engage the users more proactively.

- **R** Issue QPR28-1: **Contract Variations are pending** for the Consultants and must be expedited for required resources to continue to be committed. NOTE: These have indeed been executed after the close of the fiscal year.
- **R** Issue QPR27-1: Review of Replacement Candidates for Consultants is Much Delayed: The Third-Party M&E Consultants have not replaced any of their international personnel during the past seven years. However, in late 2020 and early 2021, it became necessary to propose the replacement of the Environmental Specialist and the Social Safeguards Specialist due to the impact of the risk of COVID on these senior staff. NOTE: In 2023, the PD has advised the M&E Consultants that due to the administrative difficulties of changing staff at this stage, the Consultants should make do and further the PMU Environmental Specialist will assist as needed.
- **R** Issue QPR26-1 (Jan-Mar 2022): **WMGs and WMAs Require Training on O&M Planning/Budgeting**. The NGOs charged with the mobilization and formation of WMOs have generally fulfilled their mandates. They have also provided training to the WMOs in a variety of subjects ranging from Organizational Roles and Responsibilities (members and various committees), Participatory Water Management, Accounts Keeping and Audits, Gender and Leadership Development, Resource Mobilization, and Infrastructure O&M hands-on Training. NGOs had given theoretical training to the WMA and WMG because DS&FS was not completed during the training period.
- **R** Issue QPR25-2 (Oct-Dec 2021): **Package 01 Group-Relocated PAPs Still Awaiting Promised Amenities**. There are seven group relocation sites in Package 01 for residents. PAPs have reported that they have not yet received the access road, water tank and sanitary latrines that were to be provided by CEIP-1, despite having relocated more than two years ago. For the 4 nos. relocated markets, CEIP-1 was to provide tubewells and sanitary latrines as well, but these are still awaited. PMU will be including an additional works package in the RDPP that is currently under development. The procurement of the new works contract is at risk of not being completed on time and must be expedited.
- **R** Issue QPR25-3 (Oct-Dec 2021): **Contractors' Environmental Health and Safety Practices are Faltering**. Routine field visits by the M&E Consultants and the Annual Environmental Audit have found that environmental health and safety practices are not being complied consistently and have faltered compared to earlier years. This is especially evident in Package 02. Measures to limit COVID risk, use of PPE, use of flagmen, etc. are frequently not being implemented. It is recommended that DDCS&PMS Consultants tighten their oversight of the Contractors and issue non-compliance reports to ensure they take necessary corrective action. Contractor staff require effective re-training and senior management must direct their staff to comply with environmental safeguards.
- **R** Issue QPR24-1 (Jul-Sep 2021): **Non-titled EPs and possibly others are again encroaching on the newly completed embankments**. It has been found that in many places of Polder 32, 33 and 35/1, squatters have been returning to the embankment and building structures and doing business. **Some are causing damage to the embankments**. It is recommended that BWDB should coordinate with local government to develop and implement the necessary actions to protect the integrity of the embankments.
- **R** Issue QPR24-2 (Jul-Sep 2021): **Qualification of Select Staff Resources of Contractor**. It has been found that the Contractor of Package 02 has deployed unqualified construction supervision positions. DDCS&PMS may be requested to check the Contractor's staff experience






and qualifications as per their contract and/or assess the performance and take necessary action.

-  Issue QPR24-3 (Jul-Sep 2021): **RESOLVED: Some key international experts have not yet resumed travel.** International key experts have not all resumed working physically in Bangladesh. Since the consulting work requires close coordination and has an element of capacity building, this is not ideal. With the wide availability of COVID vaccines, the Consultants and Contractors should mobilize staff to Bangladesh. PMU may request such mobilization. **UPDATE:** Many international experts have resumed their field inputs starting in the October-December 2021 quarter and now it is at a normal level.
- Issue QPR23-2 (Apr-Jun 2021) partially **RESOLVED: Formation of WMA in Polder 43/2C and 47/2.** Formation of WMA in the polder 43/2C and 47/2 has not yet been achieved. Without WMA, sustainable polder functionality will be a major challenge, equity in water management is not likely and the agricultural benefits expected will not be achieved. The NGO engaged for WMA formation in these two polders needs to accelerate their work and consultations with local people to solve all the issues. **UPDATE:** No change as of 31 March 2022. **UPDATE:** as of 30 June 2022, all the WMA formation has been done, and three WMA 43/2C, 47/2, and 48) registration yet to be done.
- Issue QPR23-4 (Apr-Jun 2021) partially **RESOLVED: Afforestation disputes in Polder 32.** Secretary of WMA Polder 32 has asserted to the M&E Consultants that the Department of Forest (DoF) is planting low-quality seedlings. Moreover, DoF is not paying the watchers properly. PMU may request DoF to investigate and follow up. **UPDATE:** as of 30 June 2022, due to the salinity of polder 32, surviving rate of the plant to low in polders 32, 33 and 33. DoF has replaced the survived plant.
-  Issue QPR 22-1 (Jan-Mar 2021): **Additional Drainage Structure and Channels need to be Constructed.** Some structures of the polders have been taken up under AILA, like in polder 32 – DS 14. This DS with channel (Kamarkhola) are not included in CEIP-1. Due to the gate of the drainage sluice not working properly (shaft rod and rubber), there is salinity intruding and Kamarkhola channel has been silted up. Kamarkhola channel is one the main channels of this Union (Kamarkhola). Farmers have started cultivation of watermelon and others crop in 2021, Rabi season, but, due to coming of saline water from DS 14, the local farmers have made a cross-dam over the channel and they did not get what they expected with respect to crop production. **NOTE:** The additional works have not been undertaken as they would require additional budget.
- Issue QPR 22-2 (Jan-Mar 2021) partially **RESOLVED: All the Drainage Channels need to be Excavated Immediately in Package 01.** After completion of construction of Embankment, Drainage and Flushing Sluice, local farmers are getting proper benefit from the project interventions. It has been found drainage channels are not sufficiently excavated and there was a shortage of water during cultivation of Rabi season. **UPDATE:** PMU has requested DDCS&PMS Consultants to explore where additional drainage channel excavation should be undertaken. **UPDATE:** 30 June 2022, all the drainage channels in package 01 and 72% of works of package 02 have been done as per RDPP. For increasing cropping intensity, additional drainage channel excavation would demand additional funding.
-  Issue QPR22-3 (Jan-Mar 2021) **EHS practice is not being found in Package 01 & 02.** It has been found that Environmental Health Safety practice during field visit of M&E staff are not consistently followed and we have also seen photos uploaded in WhatsApp as part of construction progress monitoring in which workers and staff are non-compliant. **UPDATE:** The issue has not been resolved as of December 2021.
-  Issue QPR21-1 (Oct-Dec 2020) **RESOLVED: The current CEIP-1 completion date of June 2022 will need to be extended.** Only 52.3% of the project budget has been expended as of 31







December 2020 – the original loan closing date and five years since notice to commence was issued for the first package. Given the slow rate of progress of works under Package 02, the need for additional Bank Protection Works and the delay in appointment of the CEIP-2 Feasibility Study Consultants, the current completion date of June 2022 will not provide adequate time to complete the works and services. – It is possible that due to COVID-19 impact that there will be a willingness on the part of the GoB to extend the project by one year without much hindrance. It is suggested that the matter of an extension be deferred until later in the project when there is greater clarity on actual requirements.



-  Issue QPR20-1 (Oct-Dec 2020) **RESOLVED: Some Quality and Condition Issues Exist in the Construction Works of Package 1.** There are quality issues with some of the works. Due to excessive rain this year, many places of Package 1 & 2 have been found deteriorated where, for example, the top of the embankment is not in good shape and damaged, shaft rods are bent, etc. Further, undersized rods have been observed in several DS and FS and wheels of all sluices are oversized. The loose aprons of most of the sluices are damaged and existing slope protection works are also heavily damaged in some places. DDCS&PMS Consultants' team should perform a global check on the quality of construction works (condition assessment) and give a comprehensive report for recommendation of reconstruction. **UPDATE:** Many DS of Polder 32 and 33 have been leaking and saline water coming inside of polder and farmers have made cross dam over the channels because if saline water come to the paddy field, their crop like Watermelon would be damaged.
- Issue QPR19-1 (Jul-Sep 2020) partially **RESOLVED: Attention Needs to be Focused on Actualizing Agricultural Benefit Stream where the DS&FS are operational.** Five drainage sluices and ten flushing sluices in Package-01 have been theoretically operational for more than one year due to the physical works achievement and also the influence of local people but these DS & FS have not yet been handed over to BWDB and the WMOs are not yet functional. In addition, there are other newly constructed DS & FS that have problems with their gates. Physical works, institutional arrangements and extension support must all be in place to see increased agriculture cropping intensity – one of the key goals of the project and a key element in the economic justification of the investment. Generally, farmers are not being benefited yet with respect to cropping intensity in the polder area. **UPDATE:** as of 30 June 2022, DS&FS are in operation, and the farmer benefits from the agriculture site.
-  Issue QPR19-2 (Apr-Jun 2020): **RESOLVED: COVID-19 Pandemic is a Continuing Risk to the Quality and Progress of Works.** Progress of Package 1 and 2 was extremely slow during the March-June 2020 period and COVID-19 was a major factor. Progress was 2.84% and 1.53% respectively for the two packages in April-June 2020 quarter and basically in July-September 2020, no progress. Most of the foreign skilled labor are not present in the field area. Coronavirus is an unpredictable phenomenon all over the world, and researchers cannot give any specific timeline for when a vaccine will be available. Travel restrictions and the need for social distancing mean that the both physical works progress and the level of supervision are being affected. Package 01 has one remaining dry season and Package 02 has only two.
-  Issue QPR18-1 (Jan-Mar 2020) **PARTIALLY RESOLVED: COVID-19 Pandemic Inhibits Field Visits and Physical Progress to Some Extent.** Package 01 progress advanced from 81.51% complete on 31 December 2019 to 87.0% on 31 March 2020. With the public holiday in effect during part of March, all of April and now continuing into May 2020. **UPDATE:** *new time extension up to June 2021, all the works now planned to be finished as per Contractors' work plan.*
-  Issue QPR17-1 (Oct-Dec 2019) **PARTIALLY RESOLVED: Completion of Package 01 Works by June 2020 Contract End Date is Unlikely.** As DDCS&PMS report in their MPR of December 2019, overall physical progress of Package 01 works stood at 82.26% on Polder 32, 92.07% on

Polder 33, 58.76% on Polder 35/1, 92.13% on Polder 35/3 and 81.51% for Package 01 as a whole (and as of 30 June 2020, it stood at 89.84% complete as a whole). Also, except for the drainage and flushing sluices, it is questionable whether the other interventions will be finished in time. **UPDATE:** *new time extension up to March 2022 supersedes prior time extension up to June 2021. Another extension is required and is in process.*

-  Issue QPR17-2 (Oct-Dec 2019): **Land Acquisition for Polder 35/1 Embankment Realignment is Stalled.** Due to erosion of the river at Polder 35/1, the alignment of the embankment has been shifted, so a new 6.93 ha (1.8 kms) of land need to be acquired. The Consultant team has submitted the land acquisition proposal to DC office on 18 February 2019. For unknown reasons, the DC office has not yet sent the request to MoL for approval. **UPDATE:** As of December 2021, most of the land has been made available to the BWDB and the small remaining amount is with the MoL now.
-  Issue QPR17-3 (Oct-Dec 2019): **Public Awareness of Grievance Redress Mechanism Needs to be Enhanced.** During the last 5 quarters for Package 02 (through December 2019), no new grievances have been reported. This would be good news if there are actually no issues, however, this is highly unlikely as the construction work is going on and RAP and LAP are being implemented. During field visits of M&E team, it was found that most PAPs are not aware of the GRM or they may have forgotten because it has been a few years since the awareness raising campaign was done by the DDCS&PMS Consultant. Access to grievance redress is not only the right thing to have in place for the benefit of the project-affected persons and communities, it is a covenant of the loan agreement with the World Bank. Furthermore, such access benefits the project by bringing issues to the fore before they reach a crisis level or produce bad publicity that could in the most extreme cases halt the project altogether. **UPDATE:** The low level of grievances continues as of December 2021, though five were lodged during the October-December 2021 period.
-  Issue QPR17-4 (Oct-Dec 2019): **PARTIALLY RESOLVED (though lost time cannot be recovered) - Slow Formation of WMOs Will Adversely Impact Project Benefits.** CEIP-1 seeks to provide coordination among the competing needs of various users and to ensure equity and sustainability by assigning operation and maintenance responsibility to the Water Management Groups (WMG) and polder-level Water Management Associations (WMA). As of 31 March 2020, only 52 (Khulna 11 & Bagerhat 41) of 146 WMGs have been formed but no WMAs formed yet. There are several reasons including delays in mobilization, less experienced professionals or key staff vacancies, lack of support (or even opposition) from local community leaders and in some cases lack of the NGO's experience in consultancy work. Further delay of having trained WMOs in place will adversely affect the planned benefits from the project as effective water management must occur in parallel with the physical improvements that are put in place. **UPDATE:** formation of WMA is being met at target, and formation of WMG has gotten lot of progress as of September 2020. Now, as of December 2021, only two WMGs and one WMA remain to be formed.
-  Issue QPR16-1 (Jul-Sep 2019) **RESOLVED: NGO Package S01-C (Pirojpur District) and Package S01-E (Patuakhali District) - work progress is slow.** NGO Package S01-C (Pirojpur District) has received notice to commence on 24 February 2019 and Package S02-E has received notice to commence on 02 May 2019. While the inception phase work has been done the tasks related to formation of WMOs have not sufficiently advanced. A revised realistic timetable for deliverables should be prepared within the original duration of the contract and the NGOs should commit to meet these new deadlines. **UPDATE:** *September 2020, both packages are making good progress.*
-  Issue QPR16-2 (Jul-Sep 2019) **PARTIALLY RESOLVED: Supervision Consultant Key Staff Vacancies Are Likely to Impede Work.** The RE of Package -1 have been absent for over a year,

however RE of Package -2 has joined in his In December quarter. The national Social Safeguard Specialist has also been absent for a long time. Key staff must be remobilized as the 2019/20 construction season gets underway.

-  Issue QPR15-1 (Apr-Jun 2019): **Communities Near Newly Constructed Drainage Sluices that are in Operation Are Experiencing Problems.** Five drainage sluices in Polders 32 and 35/3 have been completed and have been in operation since early 2019. At each location, community members are reporting that they continue to suffer from salinity and/or waterlogging because the gates do not fully close. The Contractor should rectify and monitor water quality (specifically, salinity and pH) in the area affected in the interior of the polder. In cases where it is a social issue, the NGO responsible for the WMO formation and any ad hoc WMO committee already in place should be made aware of the issue so they may participate in its resolution. **UPDATE:** as of 30 June 2022, all the DS of Package 01 are functional.
-  Issue QPR15-3 (Apr-Jun 2019) **RESOLVED: DDCS&PMS Consultants do not meet all tasks of LAP preparation as per contract.** The LAP-related part of the scope of work includes: land management data; digital representation of cadastral maps and revenue maps with the plot number; central repository of all the land related data, owner details etc.; pictorial representation of Land Map on Satellite image; Viewing of daily Land Acquisition status on color coded thematic map; Customized report generation with graphical representation on charts, graphs with dashboard; Land Cost Estimation, Calculation & Payment to the Land owner; etc. A time-based action plan to deliver all elements should be developed by the Consultants and implemented. **UPDATE:** as of June 2022, LAP preparation is now satisfactory level.
- Issue QPR12-1 (Jul-Sep 2018) partially Resolved: **Package 02 Contractor physical progress is weak.** The physical progress of package-2 has been weak since start-up. **UPDATE:** Up to June 2020, progress was only 52.14% against the revised target of 67.09%, Which is less than satisfactory. Intensive monitoring of works by the DDCS & PMS consultants has to be ensured. Update: Up to July 2022, progress of Package 02 has reached 83.89%.
-  Issue QPR9-1 (Oct-Dec 2017) **RESOLVED: Functionality of PAVCs, PRACs and GRCs is At Risk.** Simply due to the lack of honoraria or allowance, committees that are critical to the Project are not functioning well and are at risk of losing the interest of participants. Participation in these committees represents additional duty and requires extra effort and expense for travel, which is not compensated. Since the World Bank will not cover additional payments to government employees and since it is the practice of GoB to pay honorarium for such service, it is recommended that the GoB consider including its own funds for such purpose in the revised DPP. **UPDATE:** No honorarium was provided, but an appeal was made to the committee members to continue their work and most did so.
-  Issue QPR6-2 (Jan-Mar 2017) **RESOLVED: Engineer Needs to Deploy Additional Site Staff** now that the Package 02 Contractor is mobilizing. - The DDCS&PMS Consultants have submitted a request for budget re-allocation for this purpose to the PMU and the way forward must be agreed quickly so there is adequate supervision in place.
-  Issue QPR4-1 (Jul-Sep 2016) **RESOLVED: Land Acquisition Cost Has Increased Dramatically.** World Bank and GoB to consider and formally agree on the budget re-structuring and financing to meet the increased land acquisition costs. Restructuring has now been agreed between the parties. Formal DPP approval is pending. **UPDATE:** DPP approved with required funding for this expenditure.
-  Issue QPR4-4 (Jul-Sep 2016) Resolved: **Livelihood Restoration Program Needs Attention.** Limited training needs assessment has been done and no training delivered to date. **UPDATE:** as of 30 June 2022, most vulnerable people have been involved in social afforestation groups and caring for afforestation.

-  Issue QPR2-2 (Jan-Mar 2016) **RESOLVED: DPP (GoB Authorizing Document) and Loan Agreement Amount Requires Amendment** to accommodate cost increases in estimated cost of works, land acquisition and consulting services (and change in the USD/SDR Exchange Rate as well as change in tax rate). This process takes as long as one year. In 2019, the BWDB submitted a draft proposal for DPP revision to the World Bank through ERD that takes the project through June 2022.
-  Issue QPR2-10 (Jan-Mar 2016) **PARTIALLY RESOLVED: Capacity Building and Independent Advice Needed for PMU/BWDB in FIDIC and Contract/Claims Management.** While these competencies are not expected of the PMU since the Engineer has been hired for this purpose, such training and advice would benefit the Project and the BWDB. The World Bank has provided a useful one-day orientation in 2016 followed by another in April 2018, but more is needed.
- Issue QPR1-4 (Oct-Dec 2015) Partially **RESOLVED: LAP and RAP and the compensation payments must be expedited so that work sites can be handed over to the Contractor.** Progress of Resettlement is seen as the key risk factor. According to estimates, another 6 months might elapse before resettlement activities required for works package 1 would be completed. Package 01 RAP is still being updated as of the end of the quarter (Oct-Dec 2015). Compensation payment of EPs depends on the final approval of applicable compensation rates. The determination and approval of compensation rates will be by a committee – PAVC. The RAP Consultants (sub-consultants to DSC) report that the appointment of the members of the PAVC for the Khulna BWDB office has not been finalized. In addition, the Joint Verification Survey has been started, but needs an additional two months because the DC office staffs are deployed elsewhere for their urgent tasks. **UPDATE:** As of 31 March 2018, compensation to non-titled EPs stood at 83% of compensated EPs for Package 01 and 95% of this number have vacated their premises (thus 79% of all non-titled EPs). This is good progress, but it spanned 18 months. As of March 2020, after more than four years, only to 2728 titled land-holders out of a total of 6787 in Package 01 have been compensated – 40.2% of titled EPs. While the scattered, non-contiguous encumbrance free stretches of embankment may have been a constraint initially, they are much less an issue now. Efforts must be made to avoid this type of problem persisting in Package 02, where after two years (as of June 2019), only 134 of 1777 titled EPs have been compensated and as of March 2019 only 701 have been compensated. **UPDATE:** as of 30 June 2022, all the RAP payment has been made in Package 01, and LAP payment is being proceeded; however, most of the LAP payment has been made in Package 01, and the remaining payment progress is slow because: 1. Unwillingness to get a small amount of money 2. EPs don't have legal documents 3. Conflict of ownership of land 4. Legal litigation of land 5. Vested property of land.

Status of All Issues Raised in Prior Quarters

All the issues from the prior Quarterly Progress Reports – whether red flag issues or otherwise – are summarized in the chapter on Issues along with the current status of implementation of recommendations.

Summary of Plans for the Next Two Quarters

Finance and Administration:

- Additional disbursement will be requested from the World Bank.
- An addition revision to the DPP will be required given the need for further extension occasioned by COVID-19, slow progress of the works in Package 02 and delayed engagement of the CEIP-2 preparation consultants.

- Extension period amendment with approved budget expected to be executed for DDCS&PMS Consultants and for M&E Consultants.

Procurement:

- For Package 03, the RAP/LAP preparation will be completed.
- Obtain no objection from World Bank for bid documents for Package 03

Works:

Package 01

The balance of the works is expected to be fully completed in the current fiscal year.

Package 02

The balance of the works is expected to be fully completed in the current fiscal year. Package 02 contractor must give greater attention to the embankment and drainage channel excavation works.

Construction Supervision:

The DDCS&PMSC will continue their focus on detailed planning with the Contractors to enable better monitoring to take place and more timely action on Contractor's part as delays will become apparent earlier. The S curves for Packages 01 and 02 appear at the end of the Executive Summary.

RAP/LAP:

The plans for RAP and LAP of Package 01 covering the next two quarters include:

- Payment to Titled EPs, 2066 nos.
- LAP payment in 18.74% of land all in package 01.

The plans for RAP and LAP of Package 02 covering the next two quarters include:

- Payment to non-titled EPs, 1035 nos.
- Payment to titled EPs, 3065 nos.
- LAP payment in 44.31% of land all package 02.

Environmental Safeguards:

1. Continue supervision and monitoring of the Contractors' implementation of EHS activities and implementation of COVID-19 management plan
2. Implementing, following up and monitoring of the recommendations/action plan of the 7th Annual Environmental Audit Report
3. Conducting national disclosure workshop for the 7 EIAs of Package-03.

Monitoring and Evaluation:

The M&E Consultants have several responsibilities, including preparing the 32nd Quarterly Progress Report, maintaining and updating the CEIP-1 website, estimating cropping intensity using primary and secondary data (including Landsat 8 and Sentinel satellite imagery), enhancing the web-based PMIS, overseeing the implementation of the action plan for the 7th Annual Environmental Audit, contributing to the preparation of the 14th and 15th Bi-Annual Environmental Monitoring Reports, monitoring CEIP-1's progress and performance, reviewing reports from various CEIP-1 consultants, and delivering M&E training. A significant task will involve conducting the analysis of end-line survey data and collaborating with the PMU to draft the Project Completion Report and M&E Consultancy Final Report. Additionally, the M&E team will partake in any ISR missions conducted by the World Bank.

Coastal Embankment Improvement Project, Phase 1 (CEIP-1)

Table ES 3: Package W-01 Contractor's S curve

Bill No.	Description	Value (Taka)	Weight	Year																																	
				Scheduled			2016		2016		2017		2017		2018		2018		2019		2019		2020		2020		2021		2021		2022						
				Previous	This Month	To Date	1	6	1	6	1	6	1	6	1	6	1	6	1	6	1	6	1	6	9	10	11	12	1	2	3	4	5	6			
1	General	496,465,529	7.52%	6.77%	0.49%	7.26%																															
2	Construction/Re-sectioning of Embankment	1,448,923,600	21.98%	21.83%	3.01%	24.83%																			1364.4	0.0	9.4	18.8	18.8	18.8	18.8	18.8	18.8	18.8	18.8	18.8	18.8
3	Excavation/Re-excavation of Drainage Channel	144,097,660	2.18%	2.18%	0.63%	2.83%																															
4	Construction of Drainage Skisce	452,657,699	6.80%	8.86%	-0.15%	9.71%																															
5	Repairing of Drainage Skisce	4,401,731	0.13%	0.13%	0.00%	0.13%																															
6	Construction of Flashing Inlets	375,848,420	5.70%	5.68%	-1.52%	4.16%																															
7	Repairing of Flashing Inlets	82,361,662	1.23%	1.24%	-0.75%	0.49%																															
8	Embankment Slope Protection Work	1,436,472,110	21.68%	20.81%	-3.39%	17.43%																															
9	River Bank Protection Work	1,617,990,044	22.72%	21.95%	0.30%	22.43%																															
10	Dismantling Work	133,391,488	2.01%	1.73%	-0.34%	0.99%																															
11	Construction of closure-dam	182,925,081	2.72%	2.77%	0.16%	2.93%																															
12	Sub Total	6,573,954,932	97.84%	94.85%	-4.78%	93.21%																			5684.3	132.8	150.3	139.6	116.0	116.0	116.0	116.0	99.0	0.0	0.0	0.0	
13	Daywork (Provisional Sum)	23,712,382	0.36%	0.36%	-0.21%	0.14%																															
14	Specified Provisional Sum	60,200,000	0.91%	0.89%	0.07%	0.96%																															
15	Provisional Sum for Physical and Price Contingencies	311,245,861	0.47%	0.49%	1.32%	2.22%																															
16	Sub Total	399,159,253	2.16%	2.14%	1.18%	3.32%																															
17	Miscellaneous	274,549,682	0.41%	0.40%	0.00%	0.00%																															
18	Grand Total	7,243,662,887	100.00%	97.67%	-6.87%	96.53%																															

Legend: --- SCHEDULE, ACTUAL, PAYMENT

1. PROJECT BACKGROUND

After the implementation of CERP-II, Cyclone Sidr struck in 2007 and then Cyclone Aila in 2009, causing extensive damage and losses including loss of life. The Government of Bangladesh obtained a Credit of US\$ 375 million from the International Development Association (IDA) and a Grant of US\$ 25 million the Climate Investment Fund (CIF) to finance the cost of the Coastal Embankment Improvement Project-Phase I (CEIP-I).

The objective of the investment is to support the Government of Bangladesh's efforts to protect the population and their productive assets in the polders and strengthen the embankments' long-term durability through embankment heightening, improved drainage, and foreshore afforestation. The project aims at restoration of the agriculture sector within the polder areas and rehabilitation of infrastructure with designs of a climate resilient standard that can guard against both tidal flooding and frequent storm surges.

The project will pilot the mobilization of Water Management Organizations (WMOs) to provide coordination among the competing needs of various users and to ensure sustainability by assigning maintenance responsibility to the WMO.

The project will also provide long term monitoring of the coastal zone, technical assistance, and strategic studies and training to strengthen the role of the polder infrastructure in protection of human lives, physical assets, the environment and agricultural productivity.

Most importantly it will support the initial implementation of the first slice of a fifteen- to twenty-year program for polder scheme rehabilitation and upgrading. Given Bangladesh's high level of vulnerability to natural disasters and climate change, and the large population residing in the coastal zone, this project is vital to its development. A map showing the Polders included under the Project is presented in Annex 1. A description of the basic characteristics of the polders included under the Project is presented in Annex 2 and the key outcomes of the project are as follows:

Table 1: Key outcomes of the project

	Key PDO Indicator	Original Target	Current Target (after restructuring)
1	Gross Area Protected	100,800 hectares	66,012 hectares
2	Direct Project Beneficiaries	760,000 people	724,202 people
3	Cropping Intensity	180%	180%

This QPR covers the entire Project, with all components as presented below.

Component A - Rehabilitation and Improvement of Polders (US\$291 million).

Component A1: Rehabilitation and Improvement of Polders (US\$ 286 million). (US\$ 266 million from IDA Credit; 20 million Grant from PPCR). The reconstruction and rehabilitation works will be designed with improved standards so that protection is for both tidal flooding and frequent storm surges. Investments will include improving O&M systems improvements.

Component A2: Afforestation (US\$5 million). Afforestation is important as it provides protection from tidal flooding and storm surge. This will include:

- Planting selected mangrove and other salt tolerant species are planned on BWDB's on the riverside of the embankment.
- Planting a range of commercial wood, fruit and other shallow rooting social forestry tree species is proposed on the foreshore lower slopes of embankments.

Plantings would commence after resolving land ownership and competing land-use (fish and shrimp ponds, rice paddies, livestock grazing, settlement, etc.) issues and the completion of needed earthworks on the embankments.

Component B-Implementation of Social and Environmental Management Frameworks and Plans (US\$56 million).

Component B1: Implementation of Social Action Plans (US\$3 million). It is envisaged that this component, along with the social afforestation (Component A2) will be implemented through a well-established Non-Government Organization (NGO). Social mobilization is expected to last around two years. This will be piloted in 4-6 polders and follow an eight-step process, as identified in the Guidelines for Integrated Planning for Sustainable Water Resources Management, published by BWDB in 2008. The objective is to enable participatory WMOs to become responsible for the operation and minor maintenance works of the polders under a memorandum of understanding with BWDB and enhance efficiency of local water management with their involvement. Should the participatory approach prove to be successful, it would be scaled up under the next phase of investments.

Component B2: Implementation of Social Management and Resettlement Policy Framework (SMRPF) and Resettlement Action Plans (RAPs) (US\$49 million). This component will finance:

- (i) the implementation of the RAP, including land acquisition and the resettlement and rehabilitation of PAPs,
- (ii) the development of a system to computerize land acquisition and resettlement data with Global Positioning System (GPS) reference, and
- (iii) an independent institute to undertake surveys and verify field data in order to guard against improper targeting of beneficiaries and/or false delivery of benefits in case of RAP.

Component B3. Implementation of EMF and EMPs (US\$4 million). This component will finance:

- (i) the preparation of EIAs for all remaining polders;
- (ii) the implementation of the Environment Management Plan (EMP) and environmental mitigation and enhancement measures; and
- (iii) the establishment of an environmental monitoring system in BWDB.

Some of the items under EMP will be integrated with the civil works and included in the budget of Component A1.

Component C- Construction Supervision, Monitoring and Evaluation of Project and Coastal Zone Monitoring (US\$32 million)

Component C1: Detailed Design and Construction Supervision (US\$16 million). This component will cover consulting services for

- (i) surveys, designs of remaining polders to be included in the project (other than the 5 for which detailed designs have already been completed), and
- (ii) Construction supervision of rehabilitation and improvement of coastal embankments.

The component will also finance surveys required prior to construction work.

Component C2: Third Party Monitoring and Evaluation of Project (US\$4 million). This component will cover consulting services for continuously monitoring project activities and providing feedback to the government and the implementing agency on the project's performance. This includes supervising the implementation of the Governance and Accountability Action Plan (GAAP), EMP and RAP. This will be provided through third party assessment and monitoring of key aspects of project implementation.

Component C3: Long Term Monitoring, Research and Analysis of Bangladesh Coastal Zone (US\$12 million at appraisal, but \$8.5 million in DPP). (US\$7 million from IDA credit; US\$5 million Grant from PPCR).

The project will support a comprehensive monitoring and morphological assessment of the Bangladesh Delta by financing procurement of goods, services, and incremental operation costs including for advanced technology and equipment, high resolution remote sensing images etc. This work will be carried out by key institutions in Bangladesh in cooperation and twinning arrangements with international institutions and experts concerning specific topics.

Component D - Project Management, Technical Assistance, Training and Strategic Studies (US\$21 million).

Sub-Component D1: Project Management Unit (PMU) will be established and maintained and all necessary audit reports financed;

Sub-Component D2: Technical assistance and training will support the coordination and management of the PPCR at program level and provide institutional capacity building, technical assistance and training for BWDB. -

Sub-Component D3: Strategic studies and future project preparation: whereby resources will be provided for needed strategic studies (including the continuous updating of the strategic polder assessment as well as all necessary preparatory studies for following phases of the CEIP.

Component E - Contingent Emergency Response: This component is included to enable a speedy response in the event of a serious calamity. It will enable quick re/allocation of funds for such event, but has no fund allocation at appraisal.

2. PROJECT BACKGROUND

2.1. Finance and Disbursements

Due to the COVID-19 pandemic, many PMU staff had been working from home from time-to-time during a few lockdowns. Generally, however, staff have returned to office. Financial data were therefore accessible for the past two quarters.

Disbursements from the World Bank to the Project

Cumulative figures of disbursements from the World Bank (and PPCR) to the BWDB appear below, converted from BDT to USD at a rate of 79 BDT per USD.

Disbursements to the Project stand at 79.37% of the total amount as of 30 June 2023 compared to 74.49 % in the prior quarter. The total disbursed to date is \$317.477 million comprised of IDA Credit US\$292.477 m plus Trust Fund PPCR Grant US\$ 25.0 million.

Table 2: Disbursement from the World Bank to the Project

Quarter end-Date	Cumulative as of Given Date (USD million)			
	IDA Credit	PPCR Grant	Total	As % of Total Project Cost
30-Jun-23	292.477	25	317.477	79.37%
31-Mar-23	272.955	25	297.955	74.49%
31-Dec-22	255.478	25	280.478	70.12%
30-Sep-22	255.478	25	280.478	70.12%
30-Jun-22	255.478	25	280.478	70.12%
30-Jun-21	236.837	25	261.837	65.46%
30-Jun-20	210.813	25	235.813	58.95%
30-Jun-19	163.342	24.474	187.816	46.95%
30-Jun-18	83.24	19.98	103.22	25.80%
30-Jun-17	38.52	17.01	55.53	13.88%
30-Jun-16	17.48	8.72	26.2	6.55%
30-Jun-15	17.48	0	17.48	4.37%
30-Jun-14	4.63	0	4.63	1.16%

Source: PMU Office of CEIP-1

Disbursements by the World Bank and expenditures by the Project accelerated in FY 18 and FY 19 and the momentum carried into FY 20, but COVID-19 seriously impacted progress and disbursements with FY 21 and FY 22 seeing the pace cut in half. The disbursement and expenditures have also been slow to date due not only to the rate of progress, but due to the need to approve the R-DPP and related Variation Orders before certain costs incurred can be processed.

Project Expenditures

Tables 3 and 4 present the Revenue/ Input Expenditure Data as well as Capital/ Output Expenditure Data as of 30 June 2023.

Revenue expenditures up to the Fourth quarter of FY 2022/2023 were at 61.39% of the planned expenditures for the current FY (column 8, last row of Table 3) and 8.67% of the

Coastal Embankment Improvement Project, Phase I (CEIP-I)

planned expenditures for the entire project period. Cumulatively, revenue expenditures have reached 81.16% of the project budget for these expenditures as of 30 June 2023 (column 10, last row), up from 74.19% in the June 2022, 60.68% in June 2021, 55.26% in June 2020, 44.46% in June 2019 and 32.39% in June 2018.

Table 3: Revenue Expenditures / Input Cost up to 4th Quarter of FY 2022-23 (as of 31 March 2023)

All BDT in Lakh Taka ("00,000)										
Rf #	Services Package	Planned for		Progress				Achieved (%) of this FY against		Cum. achieved against the
		Total Project	FY 2022-23	Cum. upto last FY	This (4 th) Quarter of the FY	This FY		This FY's Plan	Total Project	
		BDT	BDT	BDT	BDT	BDT	US \$	%	%	
	Major items of action									
		BDT	BDT	BDT	BDT	BDT	US \$	%	%	%
1	Implementation of SAP and EMP									
1.a	Resettlement / Compensation Payments other than Land Acquisition	12,700.00	500.00	10,408.32	149.84	499.54	6,32,329	99.9%	3.9%	85.89 %
1.b	Consultancy service to Implement (a) Social afforestation;(6) social action plan (incl. setting up WMOs)	1,651.31	150.00	1,374.23	81.56	81.56	1,03,241	54.4%	4.9%	88.16 %
2	Construction Supervision, M&E, Delta Monitoring									
2.a	Consultancy Services for Constructin Supervision & Detailed Engineering Design of remainining 12 Polder under CEIP, Phase-1	19,929.88	2,400.00	15,430.06	-	471.44	5,96,759	19.6%	2.4%	79.79 %
2.b	Third Party Monitoring & Evaluation (M&E) of overall project implementation. RAP & EMP	3,882.24	500.00	2,822.15	-	-	-	-	-	72.69 %
2.c	Consultancy Service for Long term monitoring, research of Bangladesh Coastal Zone	11,860.60	2,000.00	8,561.67	765.68	1,861.11	23,55,835	93.1%	15.7%	87.88 %
3	Project Management, TA, Training, Strategic Studies									
3.a	Project management support and audits	5,438.96	537.00	3,360.36	149.35	267.47	3,38,570	49.8%	4.9%	66.70 %
4.	Overseas Training	380.00	10.00	302.20	-	-	-	-	-	79.53 %
5.	Honorarium/fees/ Remuneration	35.00	3.00	31.67	2,036.25	0.60	759	20.0%	1.7%	2.20%
								--		
	<i>Other Activities not yet undertaken *</i>	4,669.96	2,400	1,631.38		2,036.25	25,77,532	84.8%	43.6%	78.54 %
								--		
	Sub-total Revenue Component	60,547.95	8,500.00	43,922.05	3,182.68	5,217.97	66,05,025	61.39%	8.62%	81.16 %
	* Other Activities include the activities - "Consultancy Services for Institutional Capacity building and Feasibility studies and preparation of design for the following Phases of CEIP"									
	Source: IMED-05 report June, 2023 of CEIP-I									
										1 USD=79 BDT

As for capital expenditures, the expenditures as of June 2023 were 99.49% of the planned expenditure for the 2022-2023 fiscal year (column 8, last row of Table 4), representing 9.43% of the total capital budget for CEIP-1. The cumulative expenditure level has reached 78.6% of the project budget on 30 June 2023, compared to 69.3% one year earlier.

Table 4: Capital Expenditures / Output Cost as of 3rd Quarter of FY 2022-23 (as of 30 June 2023)

Rf #	Goods & Works Package Component / Sub-Component	Planned for		Progress				Achieved (%) of this FY against		Cum. achieved against the
		Total Project	FY 2022-23	Cum upto last FY	This (4 th) Quarter of the FY	This FY		This FY's Plan	Total Project	
		BDT	BDT	BDT	BDT	BDT	US \$	%	%	
	1	2	3	4	5	6	7	8	9	10
1.a	Equipment and goods under Comp. B, C, D (6800)	1,074.60	30.00	762.44	6.71	7.19	9,101.00	0.2397	0.669%	71.6%
1.b	Afforestation	2,840.00	600.00	1,800.00	150.00	462.00	5,84,810.00	0.77	16.3%	79.6%
2.a	Acquisition of Land (544.16 ha)	34,500.00	2,300.00	28,832.57	-	1,593.91	20,17,608	69.3%	4.6%	88.2%
3.a	Construction & Re-constructions of Drainage Structures (7041)	39,063.07	7,000.00	16,800	-	6,999.95	88,60,696.00	100.0%	17.9%	60.9%
3.b	Others (7081)	1,75,681.20	14,070.00	1,26,842.83	8,459.62	14,813.44	1,87,51,190	105.3%	8.4%	80.6%
	Other Activities not yet undertaken **	20.00	-	-	-	-	-	--	-	-
	Sub-total Capital Component	2,53,178.87	24,000.00	1,75,037.83	8,616.33	23,876.49	3,02,23,405	99.49%	9.43%	78.6%
	** Other Activities include the activities - "CD & SD"			2,204.51						
	Source: IMED-05 report March, 2023 of CEIP-I									1 USD=79 BDT

Cumulatively, the project has disbursed 78.6% of the total capital expenditures budgeted for the project (last row of column 10).

Recent years' revenue and capital expenditures as a percentage of project budget total in each category were as follows:

Year	Revenue	Capital
2022-23	6.1%	9.4%
2021-22	5.7%	3.6%
2020-21	5.8%	5.2%
2019-20	10.8%	10.4%
2018-19	15.9%	18.9%

It should be noted that COVID-19 did have some impact on the achievement levels.

Table 5 presents the share of expenditures for revenue items in US Dollars. It shows a 19.7% share to date which is in line with the overall life-of-Project plan of 19.0%. The expenditure under consultancies and non-titled compensation normally precedes capital (works and land

acquisition) expenditures due to design, procurement and land title documentation efforts required, but much of this is now completed and the works are substantially advanced so the experienced share of cost which is revenue is as expected.

Table 5: Share of Disbursement which is Revenue Expenditure – as of 30 June 2023 (USD)

	Planned for FY 2022-23	Actual upto 4 th Qtr of FY 2022-23	Inception to Date	Overall Project
Revenue Expenditure	1,07,59,494	20,94,511	5,76,92,040	7,49,80,671
Capital Expenditure	3,03,79,747	1,37,41,101	23,53,07,974	31,99,22,810
Share of the Revenue-cost against the Total	26.2%	13.2%	19.7%	19.0%

Source: M&E Consultant's calculations

As of June 2023, the Loan had become effective for 115 months (9 years and 7 months). According to the IMED reports prepared by PMU, total expenditure by the project to date is as follows:

Table 6: Cumulative Expenditures by the Project

Date	Cumulative Disbursed (\$million)	Cumulative Disbursed (% of total project cost)
30-Jun-23	300.31	78.00%
31-Mar-23	297.955	74.49%
30-Dec-22	280.478	70.12%
30-Sep-22	266.893	67.91%
30-Jun-22	265.084	67.45%
30-Jun-21	236.44	59.1%
30-Jun-20	215.58	53.9%
30-Jun-19	173.63	43.4%
30-Jun-18	96.96	24.2%
30-Jun-17	50.44	12.6%
30-Jun-16	21.97	5.3%

Source: IMED reports

Annex 4 provides further details on the status on Finance and Disbursements by the Project.

2.2. Project Inputs – Personnel and Equipment

2.2.1 Project Organization Chart

The Project Organization chart is depicted in Figure 2 below.

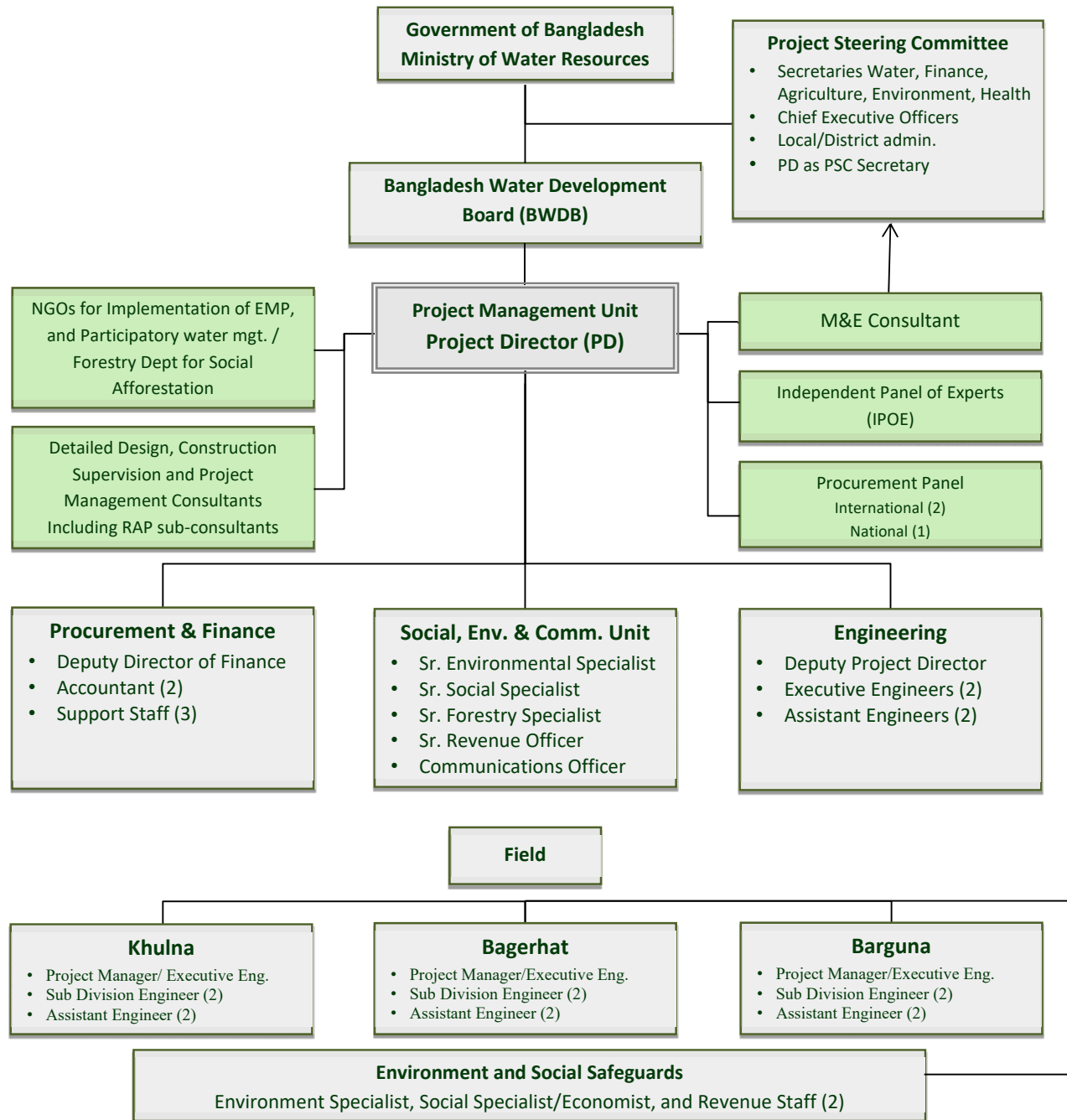


Figure 3: Project Organization Chart

2.2.2 Project Management Unit (PMU)

The PMU is to oversee overall project implementation. The Project Director (PD) is in charge of the PMU. The PD is signatory of all relevant project actions including on the project accounts.

PMU staff assists the PD in the discharge of project duties. The list of staff and deployment dates is attached as Annex 2. The PMU office and staff in Dhaka oversee all consultants working on the project. The PMU maintains three district-based offices in Khulna, Bagerhat, and Barguna. The Khulna office has had a CEIP-1 dedicated XEN since 2015 who looks after Package 01 works in both Khulna and Bagerhat Districts with the assistance of the regular BWDB staff in the Bagerhat office as needed. Instead of designating a CEIP-1 XEN for Package 2 of existing O&M division, the regular BWDB XENs for the four districts concerned have been directed by BWDB to take an additional responsibility of CEIP-1.

2.2.3 Detailed Design, Construction Supervision and Project Management Support Consultant (DDCS&PMSC)

The DDCS&PMSC has been engaged for the design of the physical works and to devise and implement the Resettlement Action Plan and implement the Environment Impact Assessment (EIA) and Environment Implementation Plan (EMP). The DDCS&PMSC also supervises construction as the Engineer under FIDIC conditions of contract. The DDCS&PMSC is comprised of Royal HaskoningDHV in association with DevCon, DPM, IWM and DHI.

The Consultant was mobilized in January 2015. The DDCS&PMSC maintains two field offices. The DDCS&PMS Consultant retains contractual responsibility for these services.

The status of the most critical key staff deployment is shown in the table below.

- Position of Construction Resident Engineer (Int.) for Package 01 has been vacant since August 2018, but CRE-2 is overseeing both packages and now the work is nearly complete.
- Position Resettlement Specialist (Nat.) is vacant since 2018.

Table 7: Status of Deployment of Most Critical Staff of DDCS&PMS Consultant

Sl.	Position	Name	Status	Status	Status
			31-Dec--18	30-Mar-23	31-Jun-23
	Professional	(International)			
1	Team Leader	Jean Henry Laboyrie & Gerard Pichel	Derk Jan (Dick) Kevelam in place	In place	In place
2	Deputy Team Leader	Habibur Rahman A K M Momtaz Uddin	Habibur Rahman	A K M Momtaz Uddin in place, He is on board as of 12 December 2021	In place
3	Construction Resident Engineer- Package 01	Paul Zwetsloot	Vacant	In place	In place

Sl.	Position	Name	Status	Status	Status
			31-Dec--18	30-Mar-23	31-Jun-23
4	Construction Resident Engineer- Package 02	Trevor Morrish Hale	Vacant as of Aug 2017; One candidate approved but failed to join due to health; proposed candidate under review.	In place	In place
Professional		(National)			
1	Deputy Team Leader	Md. Habibur Rahman	In place	AKM Momtaz Uddin in place	In place
2	Deputy Resident Engineer-Pkg 01	Mazibur Rahman Khan	Vacant	In place	In place
3	Deputy Resident Engineer-Pkg 02	Md. Gulzer Hossain	Mr. Abu Sayed Kamruzzaman in place	In place	In place
4	Resettlement Specialist/ Sociologist	M. A. Latif	Md. Zainal Abedin	Vacant	Vacant

The DDSC&PMSC's RAP Team commenced their field work on 01 March 2015. On 01 March 2016, a second field team was established for the Package 02 polders.

Status of deployment of consultant's RAP Team

- The staffing pattern today is very much reduced from the first years of the project.
- There are now only 14 staff whereas there used to be 37. There is a concern as to whether this is contributing to the length of time required to prepare indents and process compensation.
- In addition, FGD/community consultation would have been substantially reduced, but this is to be expected at this late stage of the Project.

2.2.4 NGO Consultancy Service to Implement: (a) Social Mobilization with Social Action Plan (including setting up WMOs), (b) Social Afforestation and (c) Integrated Pest Management (IPM) Plan

According to the policy of the GoB, work on WMO formation should begin prior to commencement of civil works so that users are consulted during both design and implementation of the project and to ensure ownership and commitment to effective O&M. These consultancies had been delayed, but the five NGO contracts were awarded – three in February 2019 and two in April 2019 – and work is completed. Earlier, it was planned to implement social afforestation through these same NGOs, however, considering sustainability/raising of the planned trees (which takes at least 10 years) after completion of the project, it was decided to carry out the task of planting trees through the Bangladesh Forest Department (BFD) with which MOUs have been executed. The World Bank has concurred with this changed arrangement.

The NGOs were involved in motivation and awareness raising of the local people towards afforestation program, group formation for the afforestation under social forestry rule, providing training to the participants and other stakeholders, exploring the suitable livelihood options for the participants etc. along with the other two (2) main tasks - i.e., Social Mobilization with Social Action Plan (incl. setting up WMOs) and Integrated Pest Management (IPM) Plan.

There were five consultancy packages for implementing the NGO services. Their contract signing date, services commenced date and office setup status are given below-

- **Package S01-A (Khulna District)** – Contract signed on February 24, 2019 and services commenced from March 18, 2019. Office was setup, one was at Khulna and another one was at Dacope.
- **Package S01-B (Bagerhat District)** – Contract signed on February 24, 2019 and services commenced from March 18, 2019. Office was setup, one was at Bagerhat and another one was at Sharonkhola.
- **Package S01-C (Pirojpur District)** – Contract signed on February 24, 2019. The Consultant has commenced the services from March 18, 2019. Office setup has been done at Bhanadaria.
- **Package S01-D (Barguna District)** – Draft Contract signed on 08 April, 2019. Contract signed on 02 May, 2019. Office was setup, one was at Barguna and another one is Patharghata.
- **Package S01-E (Patuakhali District)** – Contract signed on 02 May, 2019. Office was setup, one was at Galachipa and another one is Kalapara.

2.2.5 Consultancy Service for Long Term Monitoring, Research and Analysis of Bangladesh Coastal Zone

The Consultants for Long Term Monitoring Research and Analysis of Coastal Zone of Bangladesh have been engaged. The objectives of the studies are:

1. Create a framework for polder design, based on understanding of the long term and large-scale dynamics of the delta and on sustainable polder concepts.
2. Present an overview of values of relevant parameters at locations in the polder area, now and in the future, as boundary conditions for polder design and management
3. Develop a long-term investment plan for implementation of the proposed design and management improvements leading to integrated water resources management, targeting sustainable development goals.
4. Build the analytical foundation and technical capacity of BWDB and other stake holders including local communities, as appropriate, to engage in science driven decisions on floods, storm surges and drought hazards in the coastal region of Bangladesh.

The Consultant is the Joint Venture of DHI, Denmark and Stichting Deltares of the Netherlands in association with subconsultants, Institute of Water Modelling, Bangladesh, University of Colorado, Boulder, USA and Columbia University, USA and they mobilized on 28 October 2018. The project office is situated at Flat #3/B, House #4, Road #23/A Block B, Banani, Dhaka-1213. The office was fully equipped and functional on 14th December 2018.

2.2.6 Works Contractor Package 1

The First Engineering Bureau of Henan Water Conservancy of China was contracted on 01 Nov 2015 for the construction work involving Polder 32, 33, 35/1 and 35/3 and received notice to commence on 26 January 2016. The original Project Manager was replaced in the first year of the contract at the request of the Engineer due to poor performance.

Table 8 provides the contractor's manpower mobilization status at the end of the quarter compared to the prior quarter. The number of staff is substantially reduced as of 31 March 2021 compared to 30 December 2022 as the works are winding up. A list of the contractor's key staff with contact details is given in Annex 3.

Table 8: Manpower Mobilized by Package 01 Contractor

SN	Staff Category	Total Nos. 31 March 23	Total Nos. 30 June 23	Khulna	32	33	35/1	35/3
1	Management	3	3	1	1	0	1	0
2	Technical Staff	36	36	13	10	1	11	1
3	Operator/ Driver	10	10	3	2	0	5	0
4	Skilled Worker	20	20	0	0	0	20	0
5	Laborers	0	0	0	0	0	0	0
6	Logistic	0	0	0	0	0	0	0
Total		69	69	17	13	1	37	1

Source: Contractor CHWE Monthly Progress Report, June 2023

Tables 9 and 10 present the contractor’s equipment mobilization status against Engineer’s estimate of requirements, which was updated in March 2023. The DDCS&PMSC calculated the equipment needs for Contract W-01 based on standard capacities and utilization.

Table 9: Required Equipment –Estimate of DDCS&PMSC Package 01

Name of Polder												
	Bulldozer S.F roller, Compactor (150 HP)	Dump Truck + carry Scraper	Exca-vator	Concrete Mixing Machine	Sand pile drivers	Sheet pile drivers	CC block manu-facturing machine	Batching plant	Position-ing ship	Survey Vessel	Barge	Wheel Loader
<i>1</i>	<i>2</i>	<i>3</i>	<i>4</i>	<i>5</i>	<i>6</i>	<i>7</i>	<i>8</i>	<i>9</i>	<i>10</i>	<i>11</i>	<i>12</i>	<i>13</i>
32	6	23	13	6	4	0	2	2	1	1	6	3
33	5	17	11	12	10	2	1	1	1	1	6	2
35/1	12	48	23	15	9	2	3	3	1	1	8	3
35/3	5	16	9	7	5	1	1	1	1	1	4	6
Total	28	104	56	40	28	6	7	7	4	4	24	14

“nr” denotes “not reported”

Source: Report Received from DDCS&PMSC, September 2022

Table 10 shows the actual equipment in place as of 30 June 2023. Given the revised Work Program that was approved by DDCS&PMS Consultants (as Engineer) and its 12-month extension of time, these levels appear to be adequate.

Table 10: Equipment Deployed by Package 01 Contractor as of 30 June 2023

Name of Polder												
	Bulldozer S.F roller, Compactor (150 HP)	Dump Truck + carry Scraper	Exca-vator	Concrete Mixing Machine	Sand pile drivers	Sheet pile drivers	CC block manu-facturing machine	Batching plant	Position-ing ship	Survey Vessel	Barge	Wheel Loader
<i>1</i>	<i>2</i>	<i>3</i>	<i>4</i>	<i>5</i>	<i>6</i>	<i>7</i>	<i>8</i>	<i>9</i>	<i>10</i>	<i>11</i>	<i>12</i>	<i>13</i>
32	6	23	13	6	4	0	2	2	1	1	6	3
33	5	17	11	12	10	2	1	1	1	1	6	2
35/1	12	48	23	15	9	2	3	3	1	1	8	3
35/3	5	16	9	7	5	1	1	1	1	1	4	6
Total	28	104	56	40	28	6	7	7	4	4	24	14

2.2.7 Works Contractor Package 2

The Package 02 Contractor has mobilized additional staff during the quarter.

Table 11: Manpower Mobilized by Package 02 Contractor

SN	Staff Category	Total Nos. 31 March 23	Total Nos. 30 June 23	Dhaka	Patua- khali	39/2C	40/2	41/1	43/2C	47/2	48
1	Management	60	56	9	5	21	4	3	5	0	9
2	Technical Staff	7	7	0	0	1	2	1	2	0	1
3	Admin/Support	17	17	0	0	3	5	2	2	0	5
4	Operator/ Driver	111	108	2	1	40	15	7	13	0	30
5	Skilled Labor	203	170	1	2	98	25	7	12	0	25
6	Unskilled Labor	298	321	2	1	140	65	10	43	0	60
Total		696	679	14	9	303	116	30	77	0	130

Source: Contractor CHWE Monthly Progress Report, June 2023

Table 12 reports on the equipment estimated to be required for Package 2 while Table 13 reports on the equipment available with the Package 02 Contractor.

Table 12: Equipment Requirements per DDCS&PMSC – Package 02

Equipment Estimated by DDCS&PMSC to be Required (number)																
Name of Polder	Exca- vator	Dump Truck	Bull- dozer and Roller	Flat- bed Truck	Truck with crane	Crane	Pay loader	Water Bowser	Sheet pile driving equip- ment	Sand pile driving equip- ment	Fork- lift	Barge	Survey Vessel	Position- ing ship	CC block manu- facturing machine	Mixture Machine
1	2	3	4	5	6	7	8	9	10	11	12	13	14	15	16	17
39/2C	43	30	10				1			8		1	1	1	5	42
40/2	18	17	6				0			5		0	0	0	0	16
41/1	12	6	2				1			1		1	1	1	0	7
43/2C	14	8	3				1			1		1	1	1	0	8
47/2	0	0	0				1			0		1	0	1	0	1
48	25	33	11				0			0		0	0	0	0	4
Total	112	94	32	0	0	0	4	0	0	15	0	4	3	4	5	78

Table 13: Equipment Deployed by Package 02 Contractor as of 31 March 2023

Equipment Estimated by DDCS&PMSC to be Required (number)																
Name of Polder	Exca- vator	Dump Truck	Bull- dozer and Roller	Flat- bed Truck	Truck with crane	Crane	Pay loader	Water Bowser	Sheet pile driving equip- ment	Sand pile driving equip- ment	Fork- lift	Barge	Survey Vessel	Position- ing ship	CC block manu- facturing machine	Mixture Machine
1	2	3	4	5	6	7	8	9	10	11	12	13	14	15	16	17
39/2C	37	10	3				6			2		3	0	3	5	5
40/2	8	16	2				3			0		0	0	0	1	12
41/1	2	13	2				3			4		3	0	3	1	12
43/2C	16	17	2				4			4		0	0	0	0	14
47/2	0	0	0				0			0		0	0	0	0	0
48	24	40	3				5			0		0	0	0	1	16
Total 30 Jun 23	87	96	12				21			10		6	0	6	8	59
Total 31 Mar 23	88	95	12				21			10		6	0	6	8	59
Total 30 Sep 22	48	95	12				21			12		6	0	6	8	42

Source: DDCS&PMS Consultant MPR and CICO Contractor MPR – June 2023

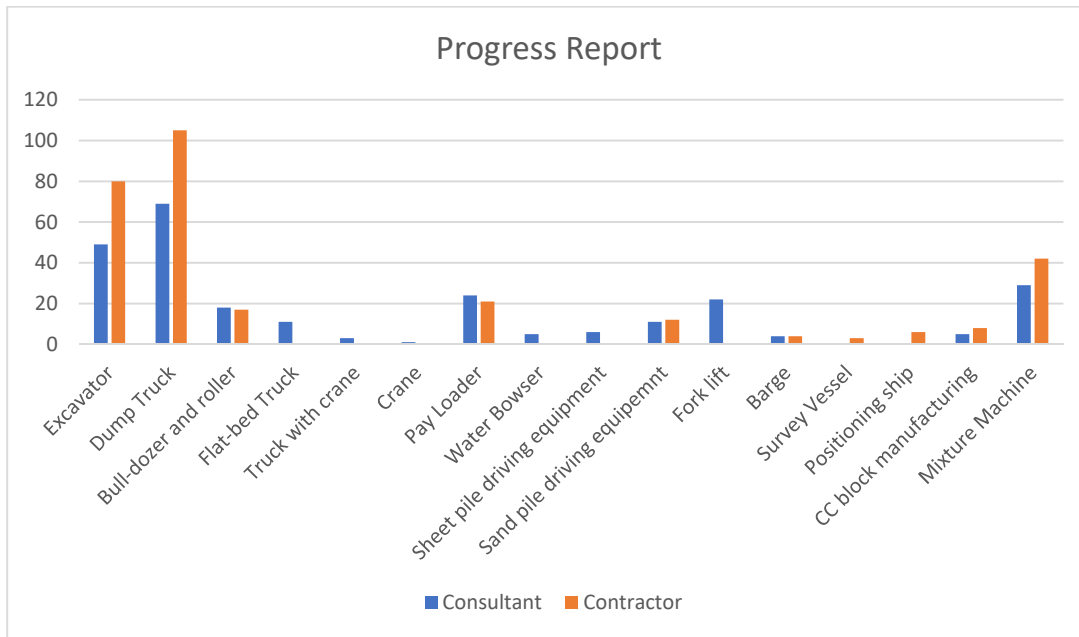


Figure 4: Comparison of Equipment Available and Required - Package 02

2.2.8 Works Contractor Package 3

Being deferred to the next phase of CEIP.

2.2.9 Third Party M&E Consultants

Background and Status Prior Quarter	Current Quarter update
<p>As background, the M&E Consultants assist the PMU in monitoring the RAP, SAP and EMP and in monitoring processes and outputs and evaluating the impacts of CEIP-1 overall. The M&E Consultants signed the contract on 01 October 2015 and mobilized on 01 November 2015. All of the key staff have been mobilized. The national Environmental Specialist, became unavailable and a candidate was proposed as his replacement in August 2016 and subsequently approved. The national Social Safeguards Specialist became unavailable and a candidate was proposed in January 2019 and subsequently approved and mobilized on 01 August 2019.</p> <p>A budget-neutral contract modification #1 was approved in 2018.</p> <p>A budget-neutral contract modification #2 was approved on 21 October 2019.</p> <p>A Contract Variation was approved in 2020 extending and funding the services through June 2022.</p> <p>A Contract Variation was approved in 2022 extending the services through December 2023.</p> <p>A replacement candidate for the international Environmental Specialist and international Social Safeguards Specialist has been proposed in Dec 2020 and early 2021 respectively and they are under evaluation by PMU. A replacement candidate for the national Agricultural Economist position was also submitted for consideration in November 2021 and approved in late 2022.</p>	<p>While awaiting approval of the replacement candidates, PD has informed that due to administrative challenges, no replacements will be approved. The vacancies are an issue, though the PD has instructed the PMU Environmental Specialist to assist the M&E team as required.</p> <p>Extension period contract variation with additional funding was pending but was executed about one month after the close of this fiscal year.</p>

2.3. Procurement

There are 44 procurement packages under services – 11 packages for firms and 33 for individual consultants. One package for firms and five packages for individual consultants have been dropped. For the 10 packages to be contracted out to firms, all have been contracted – namely,

- DDCS&PMS Consultants,
- Third-Party M&E Consultants,
- Long-Term Monitoring, Research and Analysis of Bangladesh Coastal Zone; and
- Five (05) packages for the Consultancy for Social Afforestation, SAP and WMOs (now with Social Afforestation re-assigned to the Department of Forestry). Two of these five packages were signed during the quarter on 8 April 2019.
- Consultancy Services for conducting Internal Audit of CEIP-1 – Draft contract has been signed on August 06, 2020.
- Consultancy for Feasibility Studies and Preparation of CEIP-2, Contract has been signed on 19 July 2021.

As of 30 September 2022, all the individual consultants have been engaged except Senior Environmental Specialist and Social Safeguard Specialist (Khulna) position are vacant.

For details of all procurement see Annex–5: **Project Input Procurement Status and Plans.**

3. STATUS OF PROJECT OUTPUTS BY COMPONENT

Outputs are presented by component and based on the reports of the partners responsible for the respective component.

3.1. Outputs of Component A: Rehabilitation and Improvement of Polders

3.1.1 Outputs of A1: Rehabilitation and Improvement of Polders –Package 01

Mobilization and Preconstruction Activities

These activities are complete, though they were slow to materialize as described in earlier reports.

Engineer’s Site Offices, Laboratory and Inspection Sheds

All Engineer’s site offices, laboratories and facilities have been essentially completed since Mar 2018.

Contractor Main Offices and Site Offices/Camp Sites

Background and Status Prior Quarter	Current Quarter update
<ul style="list-style-type: none"> The Contractor established their main office in Dhaka and Khulna shortly within the time of commencement. The Contractor has built permanent site offices, and living quarters, which are 100% completed and fully functioning. The Contractor has set up a functioning laboratory at BWDB’s Numagar premises in Khulna. Warehouse facilities for storage of cement and other perishable material has been put in place in each polder. 	Done.
CC block manufacturing machines – 5 fully operational (the manual machines are not in production any more)	No production

GC Sub-Clause 8.3 Work Program

Background and Status Prior Quarter	Current Quarter update
Consultants have approved a revised Work Program on 26 August 2018 which shows completion of the works in June 2020. This represents a 17-month extension and has been approved.	As of 31 March 2023, the progress level has reached 97.58% compared to a planned target of 100%. All the remaining works of Polder-32 & 35/1 could not be completed by 30 June 2022 due to obstacles in construction works and delays for providing instructions and drawings for construction of embankment slope development works in paved road areas and late access to the site for excavation/re-excavation of the drainage channels. Formal approval of an extension of this contract is now under process.

General

- Taking-Over Certificates for Polder 33 and 35/3 have been issued as per GCC Sub-Clause 10.1 (a) and 11.1 on 28th March 2021 with the Sectional Taking-Over Date 28th February 2021. Taking-Over Certificates for Polders 32 and 35/1 were issued on 25th September 2022 with the Sectional Taking-Over Date 30th June 2022. However, there remain some construction work and quality issues to be addressed so these Certificates were issued with the condition that if Works would not be satisfactorily implemented, the Taking-Over-Certificates would be annulled.

- A Technical Committee has been constituted with specific terms of reference by the Competent Authority of Bangladesh Water Development Board (BWDB) vide memo no. 42.01.0000.032:06.008.21-176 dated 6 December 2021 to prepare a Technical Report with recommendation based on the updated data of field level inspection and feasibility study in order to protect Polder No. 32 in Khulna district, by constructing sustainable embankment and implementing river bank Protection Works by Geo/Geo Tube. The Committee has already visited the said Polder from 24th December to 25th December 2021.
- Due to heavy rainfall at the end of July 2021, serious waterlogging occurred in Polder 35/1. As a temporary measure, Engineer instructed Contractor to install temporary pipes in the Embankments at 9 critical locations. The Technical Committee submitted their report on December 20, 2021 with the recommendations to replace temporary pipe installations with permanent minor Outlet/Inlet structures in at least seven of the nine locations. The Contractor was instructed to carry out site survey to prepare design of these minor drainage structures by the DDCS&PMS Consultants.
- The Variation Order No. 2 for construction of Rest House cum Office Building at Bhandaria was submitted to the PMU after recasting the same as per observations of the PMU and approved. The works are ongoing.

Embankment Works

The embankment work spanning 200.617 kilometers was fully completed by June 30, 2023, representing a 100% accomplishment in terms of length. This is a significant increase compared to the 198.937 kilometers completed up to the previous quarter and the 198.282 kilometers completed up to the same time last year. For more detailed information, please refer to Table 15.

Table 14: Package 01 Progress on Embankment Re-sectioning/Retired in kms

Polder	Revised Target (Kms.)	As of 30 Jun 2022			As of 31 Mar 2021			As of 30 Jun 2023		
		Length of Working Area (kms)	Fully Done (kms)	In Progress (kms)	Length of Working Area (kms)	Fully Done (kms)	In Progress (kms)	Length of Working Area (kms)	Fully Done (kms)	In Progress (kms)
32	49.666	49.666	49.666	100.0%	49.666	49.666	100.00%	49.666	49.666	100.00%
33	49.154	46.819	46.719	95.0%	49.154	47.730	97.10%	49.154	49.154	100.00%
35/1	61.972	61.972	61.672	99.5%	61.972	61.972	100.00%	61.972	61.972	100.00%
35/3	39.825	39.825	39.825	100.0%	39.825	39.825	100.00%	39.825	39.825	100.00%
Total	200.617	198.282	197.8	98.6%	200.617	198.932	99.72%	200.617	200.617	100.00%

Source: DDCS&PMSC data on June a& March 2023 and June 2021, verified by the M&E Consultants based on spot checks.

Since June 2022, the progress of the embankment earthwork has reached its full completion at 100%.

Table 15: Package 01 Progress on Embankment Earthwork in m3

Polder	Revised Contract Length (km)	Contract Qty (000 m3)	30-Jun-22		30-Sep-22	
			Qty (000 m3)	% Done	Qty (000 m3)	% Done
32	49.666	1618.396	1624	100%	1624	100%
33	49.154	1004.225	999	100%	1001	100%
35/1	61.972	2317.57	2381	103%	2381	103%
35/3	39.825	1393.57	1406	101%	1406	101%
Total	200.617	6333.761	6410	101%	6410	101%

Source: DDCS&PMSC data on June, September 2022, verified by the M&E Consultants based on spot checks.

Drainage Sluices and Flushing Sluices

The Contractor has successfully finished work on all 38 drainage and 29 flushing sluices, with completion dating back to June 2020. For further details, refer to Table 16.

Table 16: Summary of Number of Hydraulic Structures in Progress by Polder

Polder	Structure Type	Contract Quantity (no.) (Revised)	30-Jun-20	
			Number	Weighted % complete
32	DS	8	8	100
	FS	1	1	100
33	DS	12	12	100
	FS	6	6	100
35/1	DS	14	14	100
	FS	12	12	100
35/3	DS	4	4	100
	FS	10	10	100
Total	DS	38	38	100
	FS	29	29	100
	Both DS+FS	67	67	100%

Source: DDCS&PMSC data on September and June 2020, verified by the M&E Consultants based on spot checks.

Drainage Channel Excavation/Re-excavation

Background and Status Prior Quarter	Current Quarter update
The completion of the Drainage Channel Excavation, in terms of ratio length, has reached 100%.	done

Table 17: Excavation/Re-excavation of Drainage Channels in m3 and Ratio Length

Polder	Revised Length (km)	Revised Qty (000 m3)	June 22	
			Ratio Length (Kms)	% Done
32	17	154.82	17	100%
33	62.83	567.787	62.83	100%
35/1	70.47	798.158	70.47	100%
35/3	0	0	0	N/A
Total	150.299	1520.765	150.299	100%

Source: DDCS&PMSC data on June 2022, verified by the M&E Consultants based on spot checks.

Bank Protection Works

The initiation of bank protection tasks began in March 2017, replacing hard rock with CC blocks. Initially, the expected length for these works was 7.70 km, but subsequent revisions to the contract have officially shortened it to 4.45 km. After additional adjustments, the final required distance is expected to be 4.25 km. Nonetheless, as of March 2022, all Riverbank protection tasks have been successfully completed. Please refer to the following table for more information.

Table 18: Package 01 Bank Protection Works - Progress Compared to Target

Polder	Original Contract Length (kms.)	Revised Contract Length (kms)	Jun-22	
			Completed (equiv't kms)	% of blocks placed
Polder 32	2	2	2	100
Polder 33	1.7	1.3	1.3	100
Polder 35/1	1.5	0.8	0.8	100
Polder 35/3	2.5	0.15	0.15	100
Package 01 Total	7.7	4.25	4.25	100

Source: DDCS&PMSC data on June 2022, verified by the M&E Consultants based on spot checks.

Slope Protection Works

The progress of slope protection tasks is reliant on the completion of the embankment construction, which means the momentum for this work will naturally increase in the later stages of the contract. As of this quarter, the extent of completed Slope Protection Work is 19.529 kms. For comparison, the completion in the previous quarter was also 19.529 kms, and it was 19.516 kms in the same quarter last year. For further details, please refer to the provided table.

Table 19: Slope Protection Works - Progress Compared to Target

Polder	Original Contract Length (kms)	Revised Contract Length (km)	30-Jun-2022		Mar-2023		30-Jun-2023	
			Completed (kms)	% done	Completed (kms)	% done	Completed (kms)	% done
32	3.275	3.3	3.3	100.0	3.3	100	3.3	100
33	6.03	4.016	4.016	100.0	4.016	100	4.016	100
35/1	11.75	11.75	11.5	97.9	11.513	97.98%	11.513	97.98%
35/3	0.9	0.7	0.7	100	0.7	100	0.7	100
\Total	21.955	19.766	19.516	98.7	19.529	99.80%	19.529	99.80%

Source: DDCS&PMSC data on June, March 2023 and June 2022, verified by the M&E Consultants based on spot checks.

Status of Emergency Works (under BOQ item Environmental Mitigation Works)

Purpose of emergency works of Polders to protect crops from intrusion of saline water. However, close breaching of existing embankment at some vulnerable location has been done under Environmental Mitigation Works, and Physical and Price Contingencies.

The progress of emergency works under Environmental Mitigating Works have no change since last year, by reason of, out of 40 million 39.991 million BDT has been executed. See below for details.

Table 20: Summary of emergency works under the head of "Environmental Mitigation Works"

Polder	Total Length	Expenditures (BDT)
32	4.187	21,314,699
33	1.454	8,616,598
35/1	0.941	7,981,316
35/3	1.04	2,078,530
Total	7.622	39,991,142

Out of 300 million BDT of emergency works under Physical & Price Contingency, cumulative expenses stand at 283.31 million BDT as of 30 June 2023 which is unchanged in the last two quarters and compares to 129.67 million BDT as of 31 March 2022 and 88.04 million in December 2021. See below for details.

Table 21: Summary of emergency works under the head of "Physical & Price Contingency"

Polder	Completed Length in Km		Expenses in BDT	
	Mar-23	Jun-23	Mar-23	Jun-23
32	9.199	9.199	172,436,990	172,436,990
33	1.782	1.782	28,167,330	28,167,330
35/1	3.216	3.216	79,190,381	79,190,381
35/3	2.918	2.918	3,510,442	3,510,442
Total	17.115	17.115	283,305,143	283,305,143

New vulnerable sites are continually under assessment by a tripartite team comprising XEN, Engineer and Contractor.

It is worth mentioning that at least some of the emergency works may not have been needed if the Contractor's work progress had been on schedule. It should also be noted also that maintenance will not be carried out by BWDB until the polders are handed back over to GoB as these polders are now under the Project.

Nalian Dam Closure

Foundation, Closing and Protection Work of the Closure was completed 100% by 31 December 2020.

CC Block Production

Background and Status 30 June 2022	Status 30 December 2022
6,243 million CC blocks produced to date.	No production in this 4 quarters.

Table 22: CC Block production of Package 01

Polder Number	Estimated Quantity Required	Mar-23	Jun-23
		Cumulative Total Produced	Cumulative Total Produced
32	1,945,077	1,943,312	1,943,312
33	1,332,055	1,293,736	1,293,736
35/1	2,960,616	2,778,317	2,778,317
35/3	208,950	228,122	228,122
Total	6,446,698	6,243,487	6,243,487

Source: DDCS&PMSC data on June 2023 and March 2023, verified by the M&E Consultants based on spot checks.

3.1.2 Outputs of A1: Rehabilitation and Improvement of Polders –Package 02

General

The second variation order for the construction of the Rest House cum Office Building at Bhandaria was presented to the Project Management Unit (PMU) on 28th May 2020. Following a meeting with the PMU on 27th September 2021, the decision was taken to revise the draft variation order. The revised draft has been forwarded to the contractor for their signature and is currently under the approval process.

Embankment works

As of 30th June 2023, the construction of the embankment spanning 176.861 kms has been entirely completed. This is an increase from 161.72 kms completed in the preceding quarter and 127.073 kms completed in the previous year. Furthermore, the length of the embankment under construction has extended to 189.632 kms as of June 2023, up from 178.478 kms in March 2023, and significantly higher than the 127.073 kms reported in June 2022. Refer to table 24 for a more detailed breakdown.

Table 23: Package 02 Progress on Embankment Re-sectioning/Retiring in kms

Polder	Target (Revised)	As of 30 June, 2022			As of 31 March, 2023			As of 30 June, 2023		
		Length of Working Area (kms)	Fully Done (kms)	Fully Done (%)	Length of Working Area (kms)	Fully Done (kms)	Fully Done (%)	Length of Working Area (kms)	Fully Done (kms)	Fully Done (%)
39/2C	59.25	46.850	28.152	47.51%	43.763	39.638	66.90%	49.000	44.650	75.36%
40/2	34.2	37.242	20.725	60.60%	25.773	23.938	69.99%	30.000	26.650	77.92%
41/1	33.81	45.517	21.564	63.78%	31.721	30.72	90.86%	33.571	33.571	99.29%
43/2C	25.505	34.707	17.778	69.70%	21.654	19.028	74.60%	22.494	21.944	86.04%
47/2	17.5	36.694	17.567	100.38%	17.567	17.567	100.38%	17.567	17.567	100.38%
48	38	39.230	21.287	56.02%	38	30.829	81.13%	37.000	32.479	85.47%
Total	208.026	240.240	127.073	61.09%	178.478	161.72	77.74%	189.632	176.861	85.02%

Source: DDCS&PMSC data on March and June 2023, and June 2022, verified by the M&E Consultants based on spot checks.

The embankment earthwork presently comprises 89.69% of this quarter, showing an increase when compared to the previous quarter's 81.13% and the 72.24% recorded in the corresponding period last year. The detailed breakdown can be found in the table below.

Table 24: Package 02 Progress on Embankment Earthwork in 000 m3

Polder	Contract Length (kms)	Revised Qty (000 m3)	As of 30 Jun, 2020		As of 31 Mar, 2021		As of 30 Jun, 2021	
			Qty (000 m3)	% Done	Qty (000 m3)	% Done	Qty (000 m3)	% Done
39/2C	59.25	2128.43	1177.008	57.54%	1500.282	70.49%	1685.259	79.18%
40/2	33.81	1395.625	1141.367	88.23%	1219.460	87.38%	1308.937	93.79%
41/1	33.57	675.498	628.181	89.36%	663.779	98.27%	675.498	100.00%
43/2C	25.505	862.656	596.303	69.77%	716.850	83.10%	929.368	107.73%
47/2	17.5	213.444	212.816	99.71%	213.444	100.00%	213.444	100.00%
48	38	2099.633	1464.162	69.21%	1670.006	79.54%	1802.597	85.85%
Total	208.026	7375.286	5219.837	72.24%	5983.821	81.13%	6615.103	89.69%

Source: DDCS&PMSC data on March and June 2023 and June 2021, verified by the M&E Consultants based on spot checks.

Drainage Sluices and Flushing Inlets

- Out of the planned 52 new drainage sluices, construction is fully completed on 46 of them, while 4 are currently in the process of being constructed.
- Of the 51 new flushing sluices that were planned for construction, work has been fully completed on 39, with 7 currently under construction.

Drainage Channel Excavation/Re-excavation

A total of 154.931 kilometers of Drainage Channel Excavation Works were planned. Of this distance, 125.488 kilometers have been fully completed, marking an overall completion percentage of 81.01%.

Bank Protection Works

Riverbank Protection Works were planned for a total distance of 5.691 kilometers. Out of this, 5.274 kilometers have been successfully completed, bringing the project to 93.71% of total completion.

Slope Protection Works

Slope protection work, which is contingent upon the completion of embankment section construction, was expected to commence after a significant delay. Of the 9.48 kilometers slated for Slope Protection Works, 8.674 kilometers have been completed thus far, indicating that these works are 91.49% complete to date.

CC Block Production

The production of CC blocks has currently achieved 97.42% of the total target of over 7.8 million blocks. This quarter's contribution to total required production was 2.54%, a significant increase from 0.71% in the previous quarter. This indicates a clear scale-up in production. Please refer to the table below for more details.

Table 25: CC Block production of Package 2

Polder Number	Revised Estimated Quantity as of Jun 2021	30-Jun-22		31-Mar-23		31-Jun-23	
		Cumulative Total	%	Cumulative Total	%	Cumulative Total	%
39/2C	53,24,023	48,93,441	91.8%	50,30,484	94.49%	52,25,053	98.14%
40/2	4,37,858	3,86,181	89.8%	4,07,151	92.99%	4,07,151	92.99%
41/1	5,92,665	5,64,995	95.7%	5,72,306	96.56%	5,72,306	96.56%
43/2C	4,32,997	4,28,189	98.4%	4,28,189	98.89%	4,28,189	98.89%
47/2	4,87,243	4,36,327	90.5%	4,36,327	89.55%	4,36,327	89.55%
48	5,95,414	5,35,019	99.2%	5,92,714	99.55%	5,98,246	100.48%
Total	78,70,200	72,44,152	92.8%	74,67,171	94.88%	76,67,272	97.42%

Source: DDCS&PMSC data on March and June 2023 and June 2022, verified by the M&E Consultants based on spot checks.

3.1.3 Output of A2: (a) Social Mobilization with Social Action Plan (including setting up WMOs), (b) Social Afforestation and (c) Integrated Pest Management (IPM) Plan

Water Management Group (WMG) & Water Management Association Formation and Registration.

Out of a total of 10 polders, the Water Management Association (WMA) has registered 7. However, due to delays in work progress, the formation of 2 Water Management Groups (WMGs) has not yet been accomplished.

Table 26: Number of WMG and WMA Formed and Registered

Polder No.	WMG			WMA		
	Target No. of WMG	Formation of WMG	Registration	Target no. of WMA	Formation of WMA	Registration
32	15	15	15	1	1	1
33	18	16	16	1	1	1
35/1	28	28	28	1	1	1
35/3	12	12	12	1	1	1
39/2C	17	17	17	1	1	1
40/2	14	14	14	1	1	1
41/1	14	14	14	1	1	1
43/2C	8	8	8	1	1	1
47/2	9	9	9	1	1	1
48	8	8	8	1	1	1
Total	143	141	141	10	10	10

Source: NGO's reports

3.2. Outputs of Component B: Implementation of Social and Environmental Management Frameworks and Plans

3.2.1 Outputs of B1: Implementation of Social Action Plans

Social Action Plans have been developed by the NGOs.

3.2.2 Outputs of B2: Implementation of Social Management and Resettlement Policy Framework (SMRPF) and Resettlement Action Plans (RAPs)

RAP and LAP for Package 01

In March 2015, the RAP Team of DDCS&PMS Consultants initiated fieldwork. The data regarding the number of Project-Affected Households and Entitled Persons can be found in Tables 27 and 28 as provided below.

Table 27: Number of Titled and Non-Titled Entities in Package 01 Polders

Category	Number of Titled and Non-Titled Entities by polder as of 30 June 2023					As of 31 March 2023	As of 30-Jun-22
	Polder 32	Polder 33	Polder 35/1	Polder 35/3	Total	Total	Total
Titled	3022	2208	1622	575	7427	7427	7408
Non-titled	1375	1339	1460	291	4465	4465	4465
Total	4397	3547	3082	866	11892	11892	11873

Source: DDCS&PMSC with update from June and June 2022 and March, and June 2023 MPR.

Table 28: Number of Non-Titled Entities (including tenants and wage laborers) in Package 01 Polders

Category	Number of Non-Titled EPs by Polder as of 30 June 2023					As of 31-Mar-23	As of 30-Jun-22
	Polder 32	Polder 33	Polder 35/1	Polder 35/3	Total	Total	Total
Squatters	1269	1269	1334	270	4142	4142	4142
Tenants	83	49	38	9	179	179	179
Wage Laborers	23	21	88	12	144	144	144
Total	1375	1339	1460	291	4465	4465	4465

Source: DDCS&PMSC with update from June and March 2023 and June 2022 MPR.

The execution of the Resettlement Action Plan (RAP) for Package 01 has advanced, as demonstrated in the two tables presented below. All compensations for the non-titled Eligible Persons (EP) have been dispensed across all the Polders incorporated in Package 01. Detailed information can be found in the subsequent table.

Table 29: Status of Non-Titled EPs Compensation (Squatters, Tenants & Wage Labor) Paid in Package 01

Polder No.	Target Nos	As of 30 June 2022			As of 31 March 2023			As of 30 June, 2023		
		Paid Nos	Percentage (%)	Payment in million	Paid Nos	Percentage (%)	Payment in million	Paid Nos	Percentage (%)	Payment in million
32	1375	1375	100%	163.228	1375	100%	163.228	1375	100%	163.228
33	1339	1339	100%	180.495	1339	100%	180.897	1339	100%	180.897
35/1	1460	1460	100%	231.953	1460	100%	231.953	1460	100%	231.953
35/3	291	291	100%	41.742	291	100%	41.742	291	100%	41.742
Total	4465	4465	100%	617.82	4465	100%	617.82	4465	100%	617.82

Source: DDCS&PMSC with update from June and March 2023 and June 2022 MPR.

Package 01 has successfully aided in the displacement of five squatter communities and the relocation of four marketplaces, as depicted in the table below. However, the pledged public facilities are still in the pipeline and are yet to be delivered.

The relocation process is on the brink of completion, with just a marginal shift in the status. As of 31st March 2023, there are only 2 non-titled EPs remaining to be relocated, constituting a mere 0.04% of the total. This is a significant reduction from 95 non-titled EPs, which represented 2.13% of the total, observed one year earlier.

Table 30: Status of Relocation of Compensated EPs

SN	Status of relocation	Number of squatters relocated by Polders as of						As of 31 March, 2023		As of 30 June, 2022	
		30-Jun-23						Total	%	Total	%
		P-32	P-33	P-35/1	P-35/3	Total	%	Total	%	Total	%
1	Relocated on own land	683	739	678	138	2238	50.12	2238	50.12	2174	50.12
2	Relocated on purchased land	97	46	276	47	466	10.44	466	10.44	459	10.58
3	Relocated on other's land	246	189	224	65	724	16.22	724	16.22	698	16.09
4	Relocated Temporarily at nearby area/Govt. land	208	264	105	3	580	12.99	580	12.99	506	11.66
5	Not yet relocated	0	1	1	0	2	0.04	2	0.04	58	1.34
6	Market Relocation	6	0	21	17	44	0.99	44	0.99	44	1.01
7	Group relocation	29	30	29	0	88	1.97	88	1.97	88	2.03
8	Wage Labor	23	21	88	12	144	3.23	144	3.22	137	3.16
9	Tenant	83	49	38	9	179	4.01	179	4.01	174	4.01
10	Total Relocation	1375	1339	1460	291	4465	100	4465	100.00	4338	100

Source: DDCS&PMSC with update from June and March 2023 and June 2022 MPR.

The number of payments made to titled Eligible Persons (EPs) has increased by 16 EPs during the quarter, reaching a total of 5,361 EPs as of 30th June 2023. The cumulative amount disbursed by the end of this quarter has risen to 81.26%, indicating an increase from 81.04% recorded at the end of March 2023. For further information, refer to the table below.

Table 31: Payments to Titled EPs - Package 01

Polder	Total Awardees	Amount to be Paid by DCs in BDT (Lakh)	30-Jun-22			31-Mar-23			30-Jun-23		
			No. of Paid awardees	Total Amount Paid in BDT (Lakh)	Progress BDT %	No. of Paid awardees	Total Amount Paid in BDT (Lakh)	Progress BDT %	No. of Paid awardees	Total Amount Paid in BDT (Lakh)	Progress BDT %
32	3022	1,644.35	1988	1249.68	76.0%	1992	1252.02	76.14%	1998	1259.06	76.57
33	2208	1,673.70	1259	1145.8	68.5%	1264	1,146.88	68.52%	1266	1148.91	68.64
35/1	1622	6821.98	1576	5468.1	80.2%	1588	5,844.89	85.68%	1589	5861.02	85.91
35/3	575	1582.73	504	1255	79.3%	505	1,255.80	79.34%	508	1257.26	79.44
Total	7427	11,722.76	5,327	9118.58	77.8%	5349	9499.59	81.04%	5361	9526.25	81.26

Source: DDCS&PMSC with update from June 2022 and March, and June 2023 MPR.

The disbursement of compensation to titled EPs is currently at a standstill and falls considerably short of satisfactory, considering the progress of the project implementation. Although BWDB is making efforts, a comprehensive plan on a case-by-case basis needs to be developed and actively pursued to address the issue.

On the other hand, the payment process for non-titled EPs is significantly smoother, and all compensations for this group have been successfully completed, with the last batch of non-titled EPs receiving their compensation during the quarter.

Regarding land acquisition, the Project currently holds 100% of the required land, which was obtained from the DC office. As of June 2021, the progress in acquiring land was at 99.56%. However, as of 30 June 2023, compensation payments have increased to 81.26% compared to 81.04% in the previous quarter. The main challenge in the compensation process arises from incomplete or unclear ownership records for the majority of the landowners. Below is the table detailing the progress of possession and payment to the landowners.

Table 32: Status of Land Acquisition - Package 01

District	Polder No.	Program for L.A. (ha)	Possession received (ha)	Fund (Lac in BDT)	Payment (Lac in BDT)	% of Possession Received			% of Payment		
						Jun-22	Mar-23	Jun-23	Jun-22	Mar-23	Jun-23
Khulna	32	50.6	50.60	1644.35	1259.06	100%	100%	100%	76.0%	76.14%	76.57%
	33	14.28	14.28	1673.70	1148.91	100%	100%	100%	68.5%	68.52%	68.64%
Bagerhat	35/1	41.71	41.47	6821.98	5861.02	100%	99%	99%	80.2%	85.68%	85.91%
	35/3	25.01	25.01	1582.73	1257.26	100%	100%	100%	79.3%	79.34%	79.44%
Package 01 Total		131.60	131.36	11722.76	9526.25	100%	99.82%	99.82%	75.15	81.04%	81.26%

source: DDCS&PMSC with update from June 2022 and March and June 2023 MPR.

Grievances

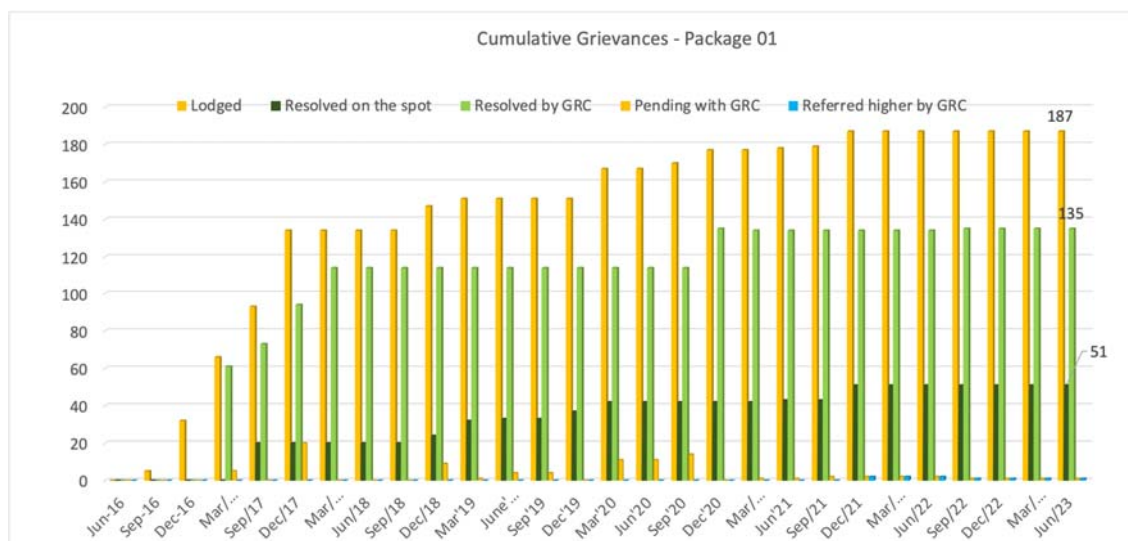


Figure 6: Cumulative Grievances - Package 01

In the Package 01 area, a total of 187 grievances were raised. Out of these, 51 grievances were promptly resolved on the spot. The remaining 135 grievances were submitted to the Grievance Redress Committee (GRC), where they have also been successfully resolved. Currently, there is only one case pending, which is currently under verification.

Labor Influx

As of 30 June 2023, there are 27 laborers in Package 01 and the labor profile is as follows:

- Gender: 25 males, 2 females
- Skill Level: 11 skilled, 12 semi-skilled and 4 unskilled

- Origin 10 from same or adjoining district, 6 from other districts, 11 from abroad
- Age 15 are 18-25 years old, 07 are 25-50 years old, and 05 are above 50 years old.

A detailed labor influx report is available in the monthly progress reports of the DDCS&PMS Consultants.

RAP and LAP for Package 02

The following tables, Tables 33 and 34, present the figures for Project-Affected Households and Entitled Persons. As of 30 June 2023, the total number of enlisted titled and non-titled entities stands at 11,320, reflecting an adjustment from the previous count of 11,292 titled and non-titled entities as of 31 March 2023.

Table 33: Number of Titled and Non-Titled Entities (excl. tenants and wage laborers) - Package 02

Category	Number of Titled and Non-Titled Entities by polder							As of	As of
	30-Jun-23							31-Mar-22	30-Jun-22
	39/2C	41/1	40/2	43/2C	47/2	48	Total	Total	Total
Titled	4933	570	798	791	133	30	7255	6473	19380
Non-titled	19	622	1415	579	160	1270	4065	4819	4050
Total	4952	1192	2213	1370	293	1300	11320	11292	23430

Source: DDCS&PMSC with update from June 2022 and March and June 2023 MPR.

Table 34: Breakdown of Non-Titled EPs by Polder and Category in Package 02

Category	Number of Non-Titled EPs by polders 30 June 2023							As of	As of
	39/2C	40/2	41/1	43/2C	47/2	48	Total	31-Mar-23	30-Jun-22
Squatters	19	1415	622	579	160	1270	4065	4065	4050
Tenants	0	147	43	96	8	201	495	495	495
Wage Laborers	0	34	4	7	1	212	258	258	258
Total	19	1596	669	682	169	1683	4818	4818	4803

Source: DDCS&PMSC with update from June 2022 and March and June 2023 MPR.

The table below illustrates the progress of implementing the RAP (Resettlement Action Plan) for Package 02. So far, 78.76% of non-titled EPs (squatters) have been compensated, and out of these, 96.38% have successfully relocated. As a result, 75.59% of the total non-titled EPs have now relocated. However, it's important to note that up to June 2023, no payment has been made yet for tenants and wage laborers under the RAP.

Table 35: Status of Non-Titled EPs Compensation Paid in Package 02

Polder No.	Target Nos	As of 30-Jun-22			As of 31-Mar-23			As of 30 June,2023		
		Paid Nos	%	Payment in million	Paid Nos	%	Payment in million	Paid Nos	%	Payment in million
39/2C	19	0	0.0%	0	19	100.00%	2.953	19	100%	2.953
40/2	1596	967	60.6%	112.793	1308	81.95%	150.397	1308	81.95%	150.397
41/1	669	622	92.8%	74.942	622	92.84%	74.942	622	92.84%	74.942
43/2C	682	467	68.5%	54.455	467	68.48%	54.456	467	68.48%	54.456
47/2	169	160	94.7%	15.587	160	94.67%	15.587	160	94.67%	15.587
48	1683	1002	59.5%	106.319	1207	71.72%	129.476	1207	71.72%	129.476
Total	4818	3218	67.0%	364.097	3783	78.76%	427.811	3783	78.76%	427.811

Source: DDCS&PMSC with update from June 2022 and March, and June 2023 MPR.

Regarding group relocation, there are four groups consisting of a total of 37 squatters that are planned to be relocated. One group is scheduled for relocation in Polder 40/2, and two groups are intended for relocation in Polder 48, but these plans have not been implemented

yet. Additionally, none of the markets have been relocated at this point. It's worth noting that there have been no further relocations in the Package 02 polders during the three previous quarters.

Table 36: Status of Relocation of Compensated EPs

SN	Status of Relocation	Number of squatters relocated by polders								As of		As of	
		As of 30 June 2023								31-Mar-23		30-Jun-22	
		P-39/2C	P-41/1	P-40/2	P-43/2C	P-47/2	P-48	Total	%	Total	%	Total	%
1	Relocated on own land	0	308	541	278	98	446	1671	44.17	1661	43.91	1502	45.92
2	Relocated on purchased land	0	78	45	29	5	130	287	7.59	287	7.59	270	9.25
3	Relocated on other's land	0	69	168	98	3	126	464	14.29	464	12.27	426	14.6
4	Relocated Temporarily at nearby area/Govt. land	0	160	425	62	49	487	1183	20.2	1183	31.27	541	18.54
5	Not yet relocated	19	7	92	0	5	18	141	3.72	151	3.98	188	6.44
6	Market Relocation	0	0	0	0	0	0	0	0	0	0.00	0	0
7	Group relocation	0	0	37	0	0	0	37	0.98	371	0.98	153	5.24
Total		19	622	1308	467	160	1207	3783	100	3218	100	3218	100

Source: DDCS&PMSC with update from June 2022 and March, and June 2023 MPR.

As of 30 June 2023, payments have been made to 3,890 titled EPs, indicating progress from the prior quarter where 3,433 EPs received payments and the quarter ending September 2022 when 2,825 EPs were compensated. Despite these advancements, the compensation for titled EPs stands at only 55.69% of the total entitled persons. While this represents an improvement from 47.76% in the previous quarter and 41.9% as of June 2022, it falls short considering the project's planned closure by December 2023. The current level of progress is insufficient to meet the project's completion deadline.

Table 37: Payments to Titled EPs - Package 02

Polder No.	Total Awardees	Amount to be Paid by DCs in BDT (Lakh)	Jun-22			Mar-23			Jun-23		
			Nos of Paid Awardees	Total amount paid in BDT (Lakh)	Progress BDT (%)	Nos of Paid Awardees	Total amount paid in BDT (Lakh)	Progress BDT (%)	Nos of Paid Awardees	Total amount paid in BDT (Lakh)	Progress BDT (%)
39/2C	4933	13037.76	4217	3532.46	35.1%	2153	7168.44	54.98%	2550	8036.22	61.64%
41/1	570	469.97	661	750.04	85.2%	711	760.11	86.38%	486	442.78	94.21%
40/2	798	941.60	451	400.93	90.2%	481	437.91	93.18%	711	760.11	80.73%
43/2C	791	3243.82	6	6.35	70.8%	6	6.35	0.20%	61	641.27	19.77%
47/2	133	436.12	50	376.71	86.4%	77	399.7	91.65%	77	399.70	91.65%
48	30	515.16	5	102.32	19.9%	5	102.32	19.86%	5	102.32	19.86%
Total	7255	18644.43	5390	5168.81	41.9%	3433	8874.83	47.76%	3890	10382.40	55.69%

Source: DDCS&PMSC with update from June 2022 and March, and June 2023 MPR.

The Project has taken possession of 76.83% of the land that is to be acquired for Package 02 (unchanged since the prior quarter) and 55.69% of payment has been made to EPs as of 30 June 2023 (up from 58.26% in the prior quarter). A total of 40.73 ha of land has been approved by MoL and is pending with the DCs. This is the 4th quarter of substantial progress of land possession in the last couple of years.

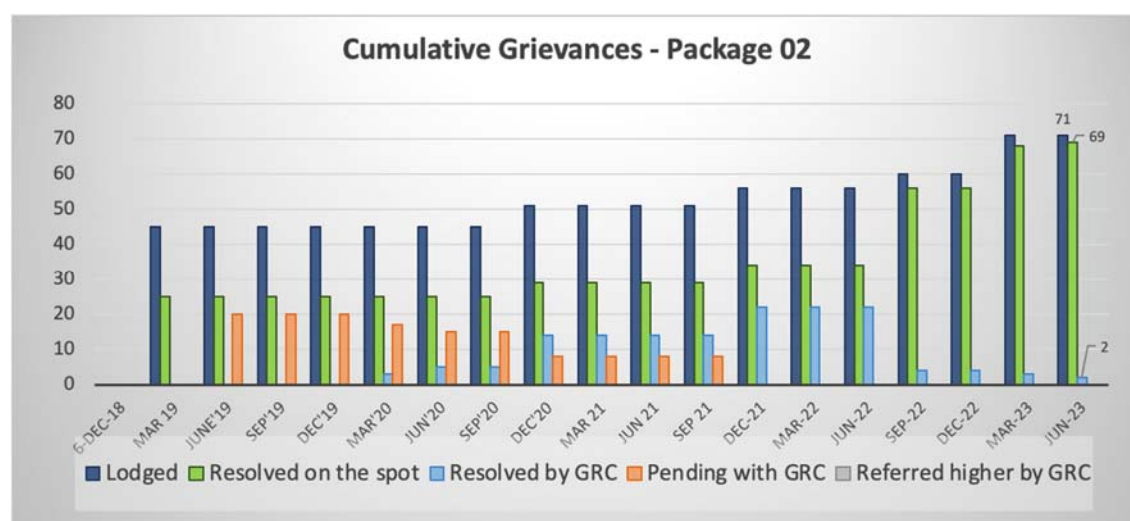
Table 38: Status of Land Acquisition - Package 02

District	Polder No.	Program for L.A. (ha)	Possession received	Pending (ha)		Fund (Lac in BDT)	Payment (Lac in BDT)	% of Possession Received			% of Payment		
			(ha)	DC	MoL			June 2022	March 2023	Jun-23	June 2022	March 2023	Jun-23
Pirojpur & Jhalokathi	39/2C	124.92	124.22	0.70	-	13037.76	8036.22	89.1%	89.06%	99.44%	18.2%	54.98%	61.64%
Barguna	40/2	12.17	11.68	0.49		941.60	760.11	96.0%	95.97%	95.97%	85.23%	86.38%	80.73%
	41/1	8.54	8.41	0.13	-	469.97	442.78	98.6%	98.48%	98.48%	90.19%	93.18%	94.21%
Patuakhali	43/2C	26.50	23.20	3.30	-	3243.82	641.27	0.2%	0.23%	87.55%	70.79%	70.79%	19.77%
	47/2	2.57	2.57	0	-	436.12	399.70	100.0%	100.00%	100.00%	86.38%	91.65%	91.65%
	48	1.07	1.07	0	-	515.16	102.32	100.0%	100.00%	100.00%	19.86%	19.86%	19.86%
Total		175.77	171.15	4.62	-	18644.43	10382.40	76.82%	76.82%	76.82%	41.90%	58.26%	55.69%

Source: DDCS&PMSC with update from June 2022 and March, and June 2023 MPR.

All **Focus Groups** have been formed and discussions conducted. The Bengali language information brochure has been distributed in the early stages of the project.

Grievances



A total of 71 grievances have been raised in the Package 02 polders; 69 of these have been resolved on the spot. There are 2 pending grievances as of 30 June 2023.

Labor Influx

As of 30 June 2023, there are 633 laborers in Package 02 and the labor profile is as follows:

- Gender 646 male, No females.
- Skill Level 288 skilled, 24 semi-skilled and 321 unskilled.
- Origin 455 from same or adjoining district, 178 from other districts, none from abroad.
- Age 412 are 18-25 years old, 221 are 25-50 years old, and none are above 50 years old.

A detailed labor influx report is available in the progress reports of the DDCS&PMS Consultants.

RAP and LAP for Package 03

Background and Status Prior Quarters	Current Quarter
<p>The original RAP was prepared based on original LAP. Meanwhile, the crest width of the embankment has been increased by BWDB from 4.50 to 6.00 m based on which the LAP is being updated. Hence, the original RAP has also to be updated based on updated LAP. Following the updated LAP, the LAP/RAP team has to revise the Households (HHs) numbering and Inventory of Losses (IoL) survey in 07 Polders under Package-3 of CEIP-1. As per decision of the PMU, Preparation of updated RAP with 7 Polders has been prepared which have already been submitted to the World Bank. The World Bank has suggested that this RAP may please be preserved for any future reference and use.</p> <p>The LAP/RAP team has completed the Households (HHs) numbering and IoL survey in all 7 polders under Package-3 of CEIP-1.</p> <p>Total of 20 Community/Stakeholder Consultation meetings were held at 15 different venues of the Polders.</p>	<p>RAP is being finalized.</p>

3.2.3 Outputs of B3: Implementation of EMF and EMPs

The major activities relating to implementation of EMF and EMPs that have been carried out during the reporting period are training for the contracts' expatriate and local staff, implementation of Contactors' COVID19 Management Plan and EAPs of Package-01, and C-ESMP of Package-02 by the contractors and carrying out field visits to ensure proper implementation of EMF, EMPs, EAPs, C-ESMPs, etc.

The overall status of the implementation of EMF and EMPs is shown in Table 39.

Table 39: Overall Environmental Safeguards activities

Sl	Activity	Early Status	As of 31 Mar, 2023	As of 30 June 2023
1	Finalize EIAs for the remaining 7 polders for Package W-03	WB suggested to prepare/ finalize all other EIAs following the comments/ feedback shared by WB and IPOE on EIA of 14/1.	Done already	Done already
2	Contractor EAPs for 4 polders of W01	The EAPs have been implemented. However, based on the findings of the 4 th Annual Environmental Audit, the section of the Environmental Monitoring should be updated to make the monitoring frequencies consistence with EMPs of CEIP-1 and the findings of 6 th /5 th / 4 th Annual Audits.	Done	Done already
3	C-ESMPs for Package W-02 polders	As above	Done	Done already

Coastal Embankment Improvement Project, Phase I (CEIP-I)

Sl	Activity	Early Status	As of 31 Mar, 2023	As of 30 June 2023
4	Prepare Bi-Annual Environmental Monitoring Report		Not submitted	14 th and 15 th Bi-Annual Environmental Monitoring Report covering Jul-Dec 2022 and Jan – Jun 2023 are being prepared
5	Conduct of field visits for improvement of EMP compliance	Considering the current COVID19 pandemic situation, the field visits have been limited but these have in fact continued.	Regular field visits were carried out to monitor the EMP compliance during the reporting period.	Same
6	DDCS&PMS Consultant to deliver environmental training for Pkg 02 staff, with cascade training to follow by Contractor	Training was conducted by DDSC &PMSC and PMU as on-the-job training during the field visits, but additional formal training will be needed. Need to carry out.	Need to carry out.	Need to carry out.
7	PMU, M&E and DDCS&PMS Consultant to assess effectiveness of cascade training strategy for Package 01	Need to be defined	Same	Same
8	Annual Environmental Audits and actions on the findings	As suggested by WB and 3 rd party M&E Consultants, an Action Plan on the findings of the Audit needed to be prepared and implemented by PMU, DDCS&PMS Consultants and the contractors. Delay in mobilization of the PMU Environmental Specialists keeping the environmental safeguard activities behind schedule.	The Findings of sixth Annual Environmental Audit are being implemented; The seventh Annual Environmental Audit Report covering Jan-Dec 2022 has been submitted.	The Findings of sixth Annual Environmental Audit are being implemented; The seventh Annual Environmental Audit Report covering Jan-Dec 2022 has been submitted and comments provided by the World Bank.
9	COVID 19 situation to be complied	The contractor of W01 has been complying COVID-19 issues for the safety of its workers and that will need to be improved continuously according to the WB/WHO/GoB requirements. During the reporting period, the Contractor of W02 also prepared Draft Guidelines Tool to avoid/check infection from COVID-19 and other infectious diseases with reference to “COVID-19 OHS Protocols” provided by the World Bank	This is being implemented	This is being implemented

The Contractor of Package 01 did not conduct any training on COVID-19 and EHS issues for its expatriate and local staff during this quarter. 217486 participants were trained during the October - December quarter and 468 during the July – September quarter. Please see details in Table 40. Participants were counted multiple times if they participated in more than one training.

Status of Afforestation

A total of 1522.5 thousand seedlings have been planted on the embankment and at mangrove sites to date.

Table 40: Status of Afforestation

Polder no.	Planted Year: 2018-2019		Planted Year: 2019-2020		Planted Year: 2020-2021		Planted Year: 2021-2022		Planted Year: 2022-2023		Total during: 2018-2023	
	No. of seedlings planted in (thousand)	Total area in (Ha)	No. of seedlings planted in (thousand)	Total area in (Ha)	No. of seedlings planted in (thousand)	Total area in (Ha)	No. of seedlings planted in (thousand)	Total area in (Ha)	No. of seedlings planted in (thousand)	Total area in (Ha)	No. of seedlings planted in (thousand)	Total area in (Ha)
32	110.5	44.2	30.56	12.224	45	18	30	12	13	6.5	229.06	92.424
33	88.4	35.36	62.8	25.12	20	8	10	4	7	3.5	188.2	75.98
35/1	110.5	44.2	18.32	7.328	70	28	40	16	29	14.5	267.82	110.028
35/3	88.4	35.36	38.32	15.328	40	16	7	2.8	0	0	173.72	69.488
Sub-Total	397.8	159.12	150	60	175	70	87	34.8	49	24.5	858.8	348.42
39/2C	0	0	0	0	15	6	80	32	45	22.5	140	60.5
40/2	10	4	40	16	0	0	80	32	20	10	150	62
41/1	12.5	5	28.5	11.4	10	4	80	32	20	10	151	62.36
43/2C	0	0	28	11.2	0	0	50	20	10	5	88	36.2
47/2	92.5	37	65	26	0	0	9	3.6	0	0	166.5	66.6
48	0	0	9	3.6	11	4.4	95	38	36	18	151	64
Sub-Total	115	46	170.5	68.2	36	14.4	394	157.6	131	65.5	846.5	351.6
Grand -Total	512.8	205.12	320.5	128.2	211	84.4	481	192.4	180	90	1705.3	700.02

Status of Fingerlings Released

A total of 50,000 fingerlings have been released in Package 01 and Package 02.

Table 41: Status for fish fingerlings release program in CEIP-1

Sl	Polder n	Targeted (draft)	Released	Comments
01	02	03	04	05
1	32	5000 nos.	5000 nos.	Additional 80,000 nos. fish fingerlings released from the available funds under Environmental mitigation works items of Package CEIP-1/W-01
2	33	5000 nos.	5000 nos.	
3	35/1	5000 nos.	5000 nos.	
4	35/3	5000 nos.	5000 nos.	
Package 01 Total			20000 nos.	
5	39/2C	5000 nos.	5000 nos.	
6	40/2	5000 nos.	5000 nos.	
7	41/1	5000 nos.	5000 nos.	
8	43/2C	5000 nos.	5000 nos.	
9	47/2	5000 nos.	5000 nos.	
10	48	5000 nos.	5000 nos.	
Package-2 Total		30,000 nos.	30,000 nos.	
CEIP-1 Total		50,000 nos.	50,000 nos.	

3.3. Outputs of Component C: Construction Supervision, Project Monitoring and Evaluation and Coastal Zone Monitoring

3.3.1 Outputs of C1: Detailed Design and Construction Supervision of Package 01

Design Status of Package 01

All detailed designs have been completed for Package 01 works in earlier quarters, based on modeling that determined the design parameters as well as geotechnical surveys and investigations. Revisions are being made as needed based on field conditions.

Preparation of Bidding Documents for Package 01

Bid Documents were completed in 2015 and Pkg 01 Contractor has commenced services on 26 January 2016.

Construction Supervision for Package 01

The completed and ongoing construction works are shown in section 3.1.1. The DDCS&PMSC is undertaking the required site supervision activities. The Contractor submitted a revised quality assurance manual in early 2016. Overall a construction site supervision system is operational. The M&E Consultants have provided some observations early in the Project.

3.3.2 Outputs of C1: Detailed Design and Construction Supervision of Package 02

Design Status of Package 02

All detailed designs have been completed for Package 02 works in earlier quarters, based on modeling that determined the design parameters as well as geotechnical surveys and investigations. Revisions are being made as needed based on field conditions.

Preparation of Bidding Documents for Package 02

Bid documents for Package 02 were completed and issued on 04 December 2015 and bids were evaluated in 2016. Notice of award was issued on 15 December 2016 and contract was signed on 08 March 2017.

Construction Supervision for Package 02

Contractor commenced to mobilize in June 2017 and started surveying work and establishment of camps and stockyards. Notice to commence was issued 12 July 2017. DDCS&PMS Consultants reviewed and approved site layouts and supervised emergency works. While site supervision is ongoing, some of the final sluice locations have been less than ideal from a land acquisition standpoint. It would have been better to build the new sluices as close as possible to the original structures.

3.3.3 Outputs of C1: Detailed Design and Construction Supervision of Package 03

Design Status of Package 03

Modeling for detailed design is now complete with frequency analysis of wave height for cyclonic waves, wind data analysis, computation of embankment crest level, etc. Survey work is fully completed. Only the design of one drainage sluice is waiting for approval from the Board; all other designs have been approved years earlier. Please see the table below.

Table 42: Status of Design - Package 03

Sl. No.	Polder	Embankment (Km)			Drainage Channel (Km)			Drainage Sluice (No.)			Flushing Sluice (No.)		
		Target	Achievement		Target	Achievement		Target	Achievement		Target	Achievement	
			Design Prepared	Design Approved		Design Prepared	Design Approved		Design Prepared	Design Approved		Design Prepared	Design Approved
1	14/1	31.25	31.25	31.25	13.23	13.23	13.23	4	4	0	1	1	0
2	15	30.78	30.78	30.78	15.44	15.44	15.44	4	4	2	0	0	0
3	16	44.75	44.75	44.75	47.90	47.90	47.90	17	17	4	0	0	0
4	17/1	38.50	38.50	38.50	35.80	35.80	35.80	10	10	4	0	0	0
5	17/2	11.00	11.00	11.00	12.40	12.40	12.40	3	3	4	0	0	0
6	23	36.70	36.70	36.70	31.50	31.50	31.50	12	12	10	12	12	0
7	34/3	17.00	17.00	17.00	11.10	11.10	11.10	3	3	1	6	6	0
Total 31 Mar 22		209.98	209.98	209.98	167.37	167.37	167.37	53	53	52	19	19	19
Total 31 Dec 21		209.98	209.98	209.98	167.37	167.37	167.37	53	53	52	19	19	19
Total 30 Jun 21		209.98	209.98	209.98	167.37	167.37	167.37	53	53	52	19	19	19
Total 30 Jun 20		209.98	209.98	209.98	167.37	167.37	0	53	53	25	19	19	0

Sl. No.	Polder	River Bank Protection Works (Km)			Embankment Protection (Km)			Slope Gates & Hoists Drainage Sluice (No.)			Flushing Sluice (No.)		
		Target	Achievement		Target	Achievement		Target	Achievement		Target	Achievement	
			Design Prepared	Design Approved		Design Prepared	Design Approved		Design Prepared	Design Approved		Design Prepared	Design Approved
1	14/1	0	0	0	4.78	4.78	0			0			0
2	15	1.60	1.60	0	0	0	0			0			0
3	16	0	0	0	0	0	0			0			0
4	17/1	0	0	0	0	0	0			0			0
5	17/2	0	0	0	0	0	0			0			0
6	23	0	0	0	0	0	0			0			0
7	34/3	0	0	0	0	0	0			0			0
Total 31 Mar 22		1.60	1.60	1.60	4.78	4.78	4.78	1	1	1	1	1	1
Total 31 Dec 21		1.60	1.60	1.60	4.78	4.78	4.78	1	1	1	1	1	1
Total 30 Jun 21		1.60	1.60	1.60	4.78	4.78	4.78	1	1	1	1	1	1
Total 30 Jun 20		1.60	1.60	0	4.78	4.78	0	1	1	1	1	1	0

Preparation of Bidding Documents for Package 03

Most sections of the bidding documents have been completed and BOQ is not ready due to need to complete designs and drawings of some components. The bidding documents are expected to be completed in February 2022 based on the updated approved designs of BWDB.

This Package will be incorporated into CEIP-2 with the exception of two polders that are being taken up via a different mechanism.

Construction Supervision for Package 03

Package 03 implementation has been dropped from CEIP Phase 1. Selected polders of Package 03 will be included in CEIP Phase 2.

3.3.4 Outputs of C2: Third Party Monitoring and Evaluation of Project

Key accomplishments April-June 2023 include:

- Prepared the 30th Quarterly Progress Report.
- Revised the 7th Annual Environmental Audit per PMU comments and World Bank reviewed.
- Participated in the World Bank Implementation Support Review Mission
- Commenced discussion with the PMU and World Bank on the end-line survey and project completion report
- Conducted the end-line HH survey of more than 4,100 households in both project and comparison polders.
- Reviewed and commented on progress reports of DDCS&PMS Consultants.
- Made field visits for monitoring of implementation, physical progress, and safeguards compliance and consultation with PAPs.
- Prepared special reports such as the report of the International M&E Engineer on gates and sluice maintenance and operation.
- Advanced the development of the web based PMIS www.ceip-bwdb.gov.bd

3.3.5 Outputs of C3: Long-Term Monitoring, Research and Analysis of Bangladesh Coastal Zone

In this consultancy, all the tasks have been done and submitted to PMU.

3.4. Outputs of Component D: Project Management, Technical Assistance, Training and Strategic Studies

3.4.1 Outputs of D1: Project Management Support and Audits

Project Institutional and Implementation Arrangements

Table 43: Status of PMU Institutional Setup and Financial Management Arrangements

Sl.	Action Item	Status - 31 Mar 2023	Status – 30 Jun 2023
1	Special Accounts – Two separate designated accounts to be opened, one for the IDA Credit and one for the PPCR Grant	Complied on 16 Feb 2014	Same
2	All payments to be made directly by PD from PMU; no payments to be handled through the division/ regional offices.	Complied	Complied
3	100% beneficiary bank accounts will be opened for resettlement payments and no cash payments or cash checks will be issued. Resettlement payments will be shown as an individual category of expenditure in the financial statement.	Bank accounts have been opened by 100% for both packages.	Same

4	Interim Unaudited Financial Report (IUFR), in a format acceptable to the Bank, to be submitted on a quarterly basis to the World Bank for review within 45 days from the end of each quarter	Submitted on 8 May 2023 (January – March 2023)	
5	Annual audit of the financial statement by the Foreign Aided Project Audit Directorate (FAPAD) of the Auditor & Comptroller General's Office (C&AG). Audited project financial statements are to be submitted to the Bank within six months from the close of each fiscal year until the close of the credit.	Annual audit on FY:2021-2022 has been done in October 2022.	Same
6	Performance audit – an independent performance audit, including review of the financial management system and verification of procurements will be carried out by a Chartered Accountant two years before the credit closing date. The process of selection and TOR for such audit(s) will be agreed with the Bank.	Audit for FY 16/17, 17/18, 18/19, 19/20 completed and consultant submitted final report.	Same
7	Internal audit – will be carried out by the Internal Audit Wing of BWDB and the report shall be submitted to the Bank within 15 days of receipt of such report by the project.	Audit for FY 16/17, 17/18, 18/19, completed and consultant submitted final report. For FY 19/20, 20/21, 21/22, and 22/23 will be done within December 2023	Same
8	Project Audit Committee shall be established within the PMU to follow up implementation of valid audit recommendations. This committee shall be chaired by an individual independent of the project operation and consist of no less than three people including the Chairman and the PD. The committee will meet within every 120 days and minute the decisions and discussion held. These minutes will be shared with the Bank within 15 days from the data of the meeting.	It was not required as BWDB has separate audit directorate it has also conducted internal audit for FY: 2013-2014, 2014-2015 & 2015-2016 and also has per concurrence for internal audit for FY: 2016-2017, 2017-2018, 2018-2019, 2019-2020 & 2020 - 2021 conducted through outsourcing	Same
9	The Project will follow the Public Works Department (PWD) Accounts Code/Manual with updating (BWDB system). Should it become necessary, PMU will prepare a separate FM Manual for the project, which will be aligned with BWDB's financial management, compatible with the agreed funds flow arrangements and reviewed by the Bank.	No action needed. PWD Accounts Code / Manual with updating BWDB system in conformity with the PPA-06 & PPR-08 are being followed.	Same

Governance Accountability and Action Plan

The Governance Accountability and Action Plan (GAAP) is being complied with most of the action items completed. The GAAP is presented in Annex 6.

3.4.2 Outputs of D3: Strategic Studies and Future Project Preparation

The ToR for the preparation of CEIP-2 was drafted by the DDCS&PMS Consultants, reviewed by BWDB and the World Bank and finalized. Shortlisted firms were issued the RFP on 28 June 2020 and invited to submit their proposals by 29 July 2020. The contract was signed in July 2021 and the consultants commenced work that quarter with the Inception Report submitted on 10 September 2022. CEIP-2 will proceed with World Bank financing.

The Consultants appointed for the preparation of CEIP-2 are a Joint Venture of Royal HaskoningDHV (The Netherlands), North West Hydraulic Consultants (Canada) and Inros

Lackner (Germany) with Royal HaskoningDHV as lead Consultant. National firms on the team are Development Design Consultants (geo-technical investigations and detailed designs); Strategic Planning and Management Consultants (surveys, hydrometric measurements and detailed designs); CEGIS (mathematical modelling, GIS and morphology); and Knowledge Management Consultants (Environment, LAP and RAP).

The Consultant has conducted broad consultations, collected data, and developed the approach to prioritizing the set of polders to be included in CEIP-2.

- An Inception Workshop was conducted in February 2022.
- Feasibility Studies and Preparation of Detailed Design for the Following Phase of the Coastal Embankment Improvement Project (CEIP).
- Feasibility Studies and Preparation of Detailed Design for the Following Phase of the Coastal Embankment Improvement Project (CEIP) Prioritization Report.
- Small Ethnic Community Development Planning Framework (SECDPF) Draft
- Stakeholder Engagement Plan (SEP) Draft
- Resettlement Policy Framework (RPF) Draft
- Labor Management Procedure (LMP) Draft
- Feasibility Studies and Preparation of Detailed Design for the Following Phase of the Coastal Embankment Improvement Project (CEIP)
- Environmental And Social Management Framework (ESMF) Draft

3.5. Outputs of Component E: Contingent Emergency Response

Component E has not been triggered.

4. KEY PERFORMANCE INDICATORS

The key performance indicators (KPI) as defined by the PAD/DPP are listed below along with their cumulative values. There was minimal change in the KPI during the quarter. A more detailed table showing targets and achievements is found in Annex 7.

Table 44: Key Performance Indicators (KPI)

S. No.	PDO Indicators per PAD/DPP	Indicator Type	Total Project Target	Cumulative Value as of 30 June 2022	Cumulative Value as of 31 March 2023	Cumulative Value as of 30 June 2023
1	Gross area protected	Outcome	66,012 ha	All Pkg – 55,914 (79.4%) Pkg 01 – 38,0556 98.6% Pkg 02 – 19,859 (60.9%)	All Pkg – 58,744 (88.21%) Pkg 01 – 36,251 (99.16%) Pkg 02 – 22,493 (77.65%)	All Pkg – 61,190 (92.32%) Pkg 01 – 36,545 (100%) Pkg 02 – 24,546 (84.92%)
2	Direct beneficiaries from increased resilience to climate change (number) and % women (PPCR core indic. A1.3)	outcome - core	724,202 (50% women)	All Pkg – 582,636 Pkg 01- 325,328 Pkg 02 – 257,308	All Pkg – 625,474 Pkg 01- 327,349 Pkg 02 – 298,125	All Pkg – 659,116 Pkg 01- 330,305 Pkg 02 – 328,811
3	Cropping intensity	Outcome	180		All – 186% Pkg 01 – 167% Pkg 02 – 205%	All – 186% Pkg 01 – 167% Pkg 02 – 205%
4	Contingent Emergency Appropriation	Input	No target			
5	Length of Upgraded Embankment	Output	409.33 kms	All Pkg – 324.959 kms done <i>Pkg 01: 200.617</i> <i>Pkg 02: 208.71</i>	All Pkg – 360.661 kms done Pkg 01: 198.941 kms done Pkg 02: 161.72 kms done	All Pkg – 377.478 kms done Pkg 01: 200.617 kms done Pkg 02: 176.861 kms done
6	Drainage structures replaced	Output	88 nos.	All Pkg – 70 fully done; and 16 are in progress <i>Pkg 01: 38 nos</i> <i>Pkg 02: 50 nos</i>	All Pkg – 81 fully done; and 7 are in progress Pkg 01: 38 fully done Pkg 02: 32 fully completed and 16 are in progress Pkg 01: 38 fully done Pkg 02: 43 fully completed and 7 are in progress	All Pkg – 88 fully done; and 4 are in progress Pkg 01: 38 fully done Pkg 02: 46 fully completed and 4 are in progress
7	Drainage sluices repaired	Output	8 nos.	All Pkg – 2 done <i>Pkg 01: 2 no</i> <i>Pkg 02: 6 no</i>	All Pkg – 2 done Pkg 01: 2 done Pkg 02: 0 done (and 2 in progress)	All Pkg – 2 done Pkg 01: 2 done Pkg 02: 0 done (and 3 in progress)
8	Flushing inlets constructed and upgraded	Output	80 nos	All Pkg – 49 fully done; 16 are in progress <i>Pkg 01: 29 no</i> <i>Pkg 02: 51 no</i>	All Pkg – 60 fully done; 14 are in progress Pkg 01: 29 fully done Pkg 02: 20 is fully completed and 16 are in progress	All Pkg – 68 fully done; 14 are in progress Pkg 01: 29 fully done Pkg 02: 31 is fully

Coastal Embankment Improvement Project, Phase I (CEIP-I)

S. No.	PDO Indicators per PAD/DPP	Indicator Type	Total Project Target	Cumulative Value as of 30 June 2022	Cumulative Value as of 31 March 2023	Cumulative Value as of 30 June 2023
					completed and 14 are in progress	Pkg 02: 39 is fully completed and 7 are in progress
8a	Flushing inlets repaired	output	46 nos <i>Pkg 01: 14 no</i> <i>Pkg 02: 32 no</i>	All Pkg – 15 substantially done Pkg 01: 14 done. Pkg 02: 1 done; 16 in progress	All Pkg – 15 substantially done Pkg 01: 14 done. Pkg 02: 1 done; 30 in progress	All Pkg – 15 substantially done Pkg 01: 14 done. Pkg 02: 1 done; 30 in progress
9	Length of drainage channels upgraded	Output	305 km <i>Pkg 01: 150</i> <i>Pkg 02: 155</i>	258.13 kms done Pkg 01: 150.299 kms done (100% of Pkg 1) Pkg 02: 107.831 kms done. (69.77% of Pkg 2)	275.787kms done Pkg 01: 150.299 kms done (100% of Pkg 1) Pkg 02: 125.488 kms done. (81.01% of Pkg 2)	275.787kms done Pkg 01: 150.299 kms done (100% of Pkg 1) Pkg 02: 125.488 kms done. (81.01% of Pkg 2)
9A	NEW PROPOSED INDICATOR – Riverbank Protection works	Output	9.370 kms (excl Pkg 03) <i>Pkg 01: 4.250 kms</i> <i>Pkg 02: 5.120 kms</i>	All Pkg – 9.524 kms Pkg 01: 4.25 kms Pkg 02: 5.274 kms	All Pkg – 9.524 kms Pkg 01: 4.25 kms Pkg 02: 5.274 kms	All Pkg – 9.524 kms Pkg 01: 4.25 kms Pkg 02: 5.274 kms
9B	NEW PROPOSED INDICATOR – Slope Protection works	Output	29.444 kms (excl Pkg 03) <i>Pkg 01: 19.966 kms</i> <i>Pkg 02: 9.480 kms</i>	All Pkg – 24.027 kms Pkg 01: 19.606 kms Pkg 02: 4.421 kms	All Pkg – 25.093 kms Pkg 01: 19.606 kms Pkg 02: 5.497 kms	All Pkg – 28.413 kms Pkg 01: 19.766 kms Pkg 02: 8.674 kms
10	Area Afforested (PPCR core indic. B3)	output – core	300 ha	All Pkg – 473.8 ha Pkg 01: 298.8 ha Pkg 02: 175.04 ha	All Pkg – 610 ha Pkg 01: 322.8 ha Pkg 02: 286.2 ha	All Pkg – 700 ha Pkg 01: 348.42 ha Pkg 02: 351.66 ha
11	Water Management Organizations functioning (meeting regularly, operations, no. of disputes)	Outcome	10 nos	WMA: 10 formed. 7 registered	WMA: 10 formed. 10 registered	WMA: 10 formed. 10 registered
12	Water Management Organization (WMO) formed	Output	4 nos	WMG: 139 formed. Remaining In Polder 33 = 2 Polder 43/2C = 2 WMA: 8 formed. 6 registered	WMG: 141 formed. Remaining In Polder 33 = 2 WMA: 10 formed. 10 registered	WMG: 141 formed. Remaining In Polder 33 = 2 WMA: 10 formed. 10 registered
13	Improved coastal monitoring - studies undertaken (as related to PPCR core indicator on the use of climate information in decision-making)	Output	2 nos	1. Same status. 2. Same status.	1. Same status. 2. Same status.	

Coastal Embankment Improvement Project, Phase I (CEIP-I)

S. No.	PDO Indicators per PAD/DPP	Indicator Type	Total Project Target	Cumulative Value as of 30 June 2022	Cumulative Value as of 31 March 2023	Cumulative Value as of 30 June 2023
14	BWDB days of training provided (total person-days) (women person-days)	output - core	1200 p-day	536 p-day	719 p-day	719 p-day
15	Grievance Redress Committees (GRC) established	Output	10 no of polders	10 polders (Pkg-01: 15 GRC, functioning; Pkg-02: 21 GRC formed)	10 polders (Pkg-01: 15 GRC, functioning; Pkg-02: 21 GRC formed)	10 polders (Pkg-01: 15 GRC, functioning; Pkg-02: 21 GRC formed)
16	Detailed design of future 7 polders (including EIA, RAP/LAP)	Output		All Design completed by consultant. <ul style="list-style-type: none"> ▪ Embankment: Approved (all, 209.98 kms) ▪ Drainage Channel (all 167.37 kms) ▪ DS: Design done (53), approval (52) ▪ FS: Design done (19), approval (19) ▪ RBP: Design done (1.8 km), approval (1.8) ▪ SPW: Design done (4.78), approval (4.78) Draft final EIAs for 7 polders have been submitted to PMU.	Done	Done

Note on Indicators 1 and 2

The estimate of area and population protected is calculated as the proportion of total length of embankment of each polder for which the earthwork is completed.

Table 45: Estimate of Area and Population Protected by the Embankment Works – June 2023

Polder No. and Package No.	Total Polder Area (ha)	Total Polder Population (BBS 2011 with assumed 1.4% annual growth rate)	Embankment Fully Done (kms)	Embankment Target (kms)	Estimated Share of Area Protected	Area Protected to Date (ha)	Population Protected to Date
32	8,097	59,258	49.67	49.67	100.00%	8,097	59,258
33	8,600	86,503	49.154	49.15	100.00%	8,600	86,503
35/1	13,058	1,42,714	61.972	61.97	100.00%	13,058	142,714
35/3	6,790	41,828	39.825	39.83	100.00%	6,790	41,828
Pkg 01	36,545	3,30,303	200.62	200.62	100.00%	36,545	330,303
39/2C	10,748	1,36,404	39.638	44.650	66.90%	7190	91,254
40/2	4,453	84,931	23.938	26.650	69.99%	3117	59,447
41/1	4,048	80,330	30.72	33.571	90.86%	3678	72,988
42/3C	2,753	27,501	19.028	21.944	74.60%	2054	20,517
47/2	2,065	7,277	17.567	17.567	100.38%	2073	7,305
48	5,400	57,457	30.829	32.479	81.13%	4381	46,614
Pkg 02	29,467	3,93,899	161.72	176.861	77.65%	22,493	2,98,125
TOTAL	66,012	7,24,202	360.661	377.478	88.21%	58,744	6,25,474

Source: Calculation of Third-Party M&E Consultants, based on physical works achieved

Note on Indicator 3**Cropping Intensity of CEIP-1, Considering 9 Polders (39/2C is under construction)**

The cropping intensity calculation is given in the table below. We have found the CI in Pkg 01 is 167 and Pkg 02 is 205. This is based on the practical decision, agreed with the World Bank, FAO and PMU, to assume that the total cultivable area (denominator) is equal to the area planted in Kharif II.

Note: Polder 39/2C hasn't been considered until the polder is completed because this polder is entirely new.

Table 46: Cropping Intensity of Package 01 & 02 - September 2022

Polder	Area of Polder	Kharif – II 2021	Rabi 2022	Kharif - I 2022	Total Cropping Area of 2021-22	Cropping Intensity
(a)	(b)	(c)	(d)	(e)	(f) = c+d+e	(g) = f/c
32	5815.65	3273.07	1553.46	32.73	4859.26	148
33	10103.59	7423.34	6973.20	0.00	14396.54	194
35/1	14330.45	8102.76	2835.97	972.33	11911.05	147
35/3	6619.16	2363.28	1744.45	118.16	4225.89	179
Package 01	Total Area	21162.44	13107.07	1123.23	35392.74	167
40/2	4565.38	2397.01	2300.02	483.00	5180.03	216
41/1	4206.88	2392.69	2392.69	526.39	5311.77	222
43/2C	2977.45	1791.60	1786.40	1057.04	4635.04	259
47/2	965.21	643.59	418.33	141.59	1203.50	187
48	5079.93	2542.89	889.58	305.15	3737.62	147
Package 02²	Total Area	9767.77	7787.02	2513.17	20067.96	205

² Excluding Polder 39/2C.

5. PLANS FOR THE NEXT TWO QUARTERS AND BEYOND

5.1. Planned Outputs for Component A: Rehabilitation and Improvement of Polders

See Agreed Actions table in Section 5.6 for detailed tasks to be completed in the next two quarters.

5.1.1 Planned Outputs of A1: Rehabilitation and Improvement of Polders

Works Package 01

Based on the field office of DDCS&PMS Consultant, the remaining work plan is given below.

Table 4748: Status of Rehabilitation and Improvement of Polders of Package 01

SI	Activity	Contract Quantity	Done through June 2022	Work Remaining for FY2023-24
			Full	
1	Embankment	200.617 kms	200.617	nil
2	Drainage Channel excavation	151.21 kms	150.299	nil
3	Drainage Sluice construction	38 nos.	38	
4	Drainage Sluice repair	2 nos.	2	
5	Flushing Sluice construction	30 nos.	29	
6	Flushing Sluice repair	14 nos.	14	
7	Slope protection	19.966 kms	19.766	nil
8	River Bank protection	4.25 kms	4.25	
9	Closure	1 no.	1	

Works Package 02

Based on the field office of DDCS&PMS Consultant, the remaining work plan is given below.

Table 51 : Status of Rehabilitation and Improvement of Polders of Package 02

SI	Activity	Contract Quantity	Done through June 2023	Work Remaining for FY2023-24
			Full	
1	Embankment	208.051 kms	176.861	33.190
2	Drainage Channel excavation	154.632 kms	125.488	29.144
3	Drainage Sluice construction	52 nos.	46 fully 4 partially	6 (4 started; 2 yet to start)
4	Drainage Sluice repair	6 nos.	3 partially	6 (3 started; 3 yet to start)
5	Flushing Sluice construction	51 nos.	39 fully 7 partially	19 (7 started; 5 yet to start)
6	Flushing Sluice repair	30 nos.	1 fully 30 partially	31 (30 started; 1 yet to start)
7	Slope protection	9.480 kms	8.674	0.806
8	River Bank protection	4.920 kms	5.274	0.417
9	Closure	8 no.	7 fully 1 partially (87%)	1 (started)
10	Road Pavement on embankment and road crossing embankment	51 kms	0	cancelled

Works Package 03

This package will be part of CEIP-2 and will be renamed within that project's bidding documents.

Table 49: Status of Preparation of Package 03

Ref	Activity	Status
1	Package W-03 Bidding Document prepared	To be incorporated in CEIP-2 bid packages.
2	Detailed Design of Package W-03	One structure remains to be approved. Otherwise all designs are completed.
3	Package W-03 -7 EIAs	Approved by the World Bank and BWDB. National-level public disclosure to be undertaken

5.1.2 Planned Output of A2: Afforestation

Divisional Forest Officers will continue to oversee the local maintenance of the afforestation done so far since the first planting was conducted in 2018-19. They will also prepare the plan for 2022-23 afforestation program. But fixing the afforestation target will depend on the completion of polder construction and it will be finalized discussing with DDCS & PMS consultants. The Divisional Forest officers will follow the time schedule for maintenance of 2018-19, 2019-20 and 2020-21 plantation as well as raising of nurseries and plantation of 2022-23.

5.2. Planned Outputs of Component B: Implementation of Social and Environmental Management Frameworks and Plans

See Agreed Actions table in Section 5.6 for detailed tasks to be completed in the next two quarters.

5.2.1 Planned Outputs of B1: Implementation of Social Action Plans

The NGOs have completed their work.

5.2.2 Planned Outputs of B2: Implementation of Social Management and Resettlement Policy Framework (SMRPF) and Resettlement Action Plans (RAPs)

RAP/LAP:

The plans for RAP and LAP of Package 01 covering the next two quarters include:

- Payment to Titled EPs, 2066 nos.
- LAP payment in 18.74% of land all in package 01.

The plans for RAP and LAP of Package 02 covering the next two quarters include:

- Payment to non-titled EPs, 1035 nos.
- Payment to titled EPs, 3065 nos.
- LAP payment in 44.31% of land all package 02.

Environmental Safeguards:

4. Continue supervision and monitoring of the Contractors' implementation of EHS activities and implementation of COVID-19 management plan
5. Implementing, following up and monitoring of the recommendations/action plan of the 7th Annual Environmental Audit Report
6. Conducting national disclosure workshop for the 7 EIAs of Package-03.

5.2.3 Planned Outputs of B3: Implementation of EMF and EMPs

The major activities planned for next two quarters are-

1. Continue supervision and monitoring of the Contractors' implementation of EHS activities and implementation of COVID-19 management plan
2. Implementing, following up and monitoring of the recommendations/action plan of the 7th Annual Environmental Audit Report
3. Conducting national disclosure workshop for the 7 EIAs of Package-03.

The detailed plan with specific deadlines has been provided in the Agreed Actions table at the end of Chapter 5.

5.3. Planned Outputs of Component C: Construction Supervision, Project Monitoring and Evaluation and Coastal Zone Monitoring

See Agreed Actions table in Section 5.6 for detailed tasks to be completed in the next two quarters.

5.3.1 Planned Outputs of C1: Detailed Design and Construction Supervision

Design Work

Design approval work for Package-1 and Package-2 are completed. All design works for Package-3 and some approval are also completed. Remaining approval works are to be completed in the upcoming quarters.

Preparation of Bidding Documents

DCCS&PMS Consultants plan to finalize the bidding documents for Package 03 during the next 2 quarters.

Construction Supervision

The DCCS&PMS Consultants have committed to continue prodding the Contractors for both packages to expedite the work and try to meet their work program targets discussed in Section 5.1.

5.3.2 Planned Outputs of C2: Third Party M&E Consultants

Key activities planned for next two quarters are:

1. Analyze End-line Survey data
2. Assist PMU in preparation of PCR
3. Finalize the 7th Annual Environmental Audit Report responding to WB comments
4. Draft End-line Report and Final Report
5. Continue development of the web based PMIS and conduct orientation session for users.
6. Review RAP, EAP/C-ESMP documents (ongoing, as they are provided)
7. Finding cropping intensity from Primary and Secondary data (also use Landsat 8 satellite image)
8. Review AP/C-ESMP documents (ongoing, as they are provided)
9. Follow up recommendations of the 7th Annual Environmental Audit
10. Contribute to the 15th Bi-Annual Environmental Monitoring Report
11. Prepare the 32nd Quarterly Progress Report and 31st progress report which is the Annual Progress Report
12. Monitor the performance of CEIP-1
13. Provide M&E training
14. Participate in ISR missions of the World Bank.

5.3.3 Planned Outputs of C3: Long-Term Monitoring, Research and Analysis of Bangladesh Coastal Zone

The contract was signed on 04 October 2018. The key action is to undertake broad consultations and to complete the development of the models so the outputs can be incorporated into the design of CEIP-2. In the next quarter the following activities will be finalized:

- Risk assessment for 23 polders
- Polder drainage modelling and suggestions for improvement
- Discussing principal design sketches for embankments with local team and BWDB
- Interpretation of macro and meso scale model results for polder development
- Field visit to polders in the southwest region
- First version of polder development and investment plan

5.4. Planned Outputs of Component D: Project Management, Technical Assistance, Training and Strategic Studies

See Agreed Actions table in Section 5.6 for detailed tasks to be completed in the next two quarters.

5.4.1 Planned Outputs of D1: Project Management Support and Audits

Project Institutional and Implementation Arrangements

During the next two quarters, the following major activities are planned:

- Renew contracts of PMU staff as needed

Financial Management and Fiduciary Aspects

During the next two quarters, the following major activities are planned:

Sl.	Activity	Status
1	IUFR for future quarters	On track
2	Finalization of Internal Audit plan for FY 2020-2021	Prepare call for REOI.

5.4.2 Planned Outputs of D2: Technical Assistance and Training

Training and technical assistance in Coastal Zone Modelling and Concepts, M&E and contract management may be provided for PMU.

5.4.3 Planned Outputs of D3: Strategic Studies and Future Project Preparation

A workshop to present the Inception Report will be undertaken and work will proceed on collecting more detailed data on the pre-screened subset of 23 polders to inform the multi-criteria analysis that will be used to select the final 13 new polders to be added to those from Package 03.

5.5. Planned Outputs of Component E: Contingent Emergency Response

Component E has not been triggered.

5.6. Agreed Actions

The CEIP-I Implementation Support Mission of February 2023 identified Key Agreed Actions. The timebound action plan is presented below.

List of Key Agreed Actions

Table 50: Key Agreed Actions per ISR Mission of February 2023

#	Actions	Sub-Actions	Responsibility	Agreed Timeline as of Mission
1	Monthly Progress Report	Detailed Design Construction Supervision and Project Management Support Consultancy Service (DDCS&PMS): Monthly Progress Report incorporating the following aspects: <ul style="list-style-type: none"> ▪ Updated Physical Progress Milestone Matrix (W-01 and W-02) ▪ Resource-based detailed modular planning from the Contractor of works packages and review resource requirements for CC Block Production. 	BWDB	15 th of every month

Coastal Embankment Improvement Project, Phase I (CEIP-I)

#	Actions	Sub-Actions	Responsibility	Agreed Timeline as of Mission	
		<ul style="list-style-type: none"> ▪ Detailed work progress breakdown of each BoQ item ▪ EHS Compliance Report for works package W-01 and W-02 (Polders and CC Block Plants) ▪ Social Safeguards status ▪ Financial Progress by Works Packages 			
		Implementation of Social afforestation	BWDB, BFD	15 th of every month	
2	Recurrent Actions	Updated Procurement Status/ Plan in STEP	BWDB	Continuous	
		Updated Disbursement Status and Projection for key packages	BWDB	15 th of every month	
		Package-wise expenditure projection by DDCS&PMS Consultant (including projection of itself) to PMU (new action)	BWDB	15 th of every month	
3	Quarterly Reports	M&E Report	BWDB/ M&E Team	Within 45 days after end of each quarter	
		Long Term Monitoring, Research and Analysis of the Coastal Zone reflecting the deliverables as per Contract (ToR) - QPR 15, 16 and 17	BWDB/ LTM Team	March 15, 2023	
4	Physical Works	Periodical Monitoring of Nalian Closure	BWDB	March 31, 2023	
5		Completion of Package 1 following due diligence (required documentation as per the FIDIC contract)	BWDB/ WP-01	October 31, 2023	
6		Survey for Bank Protective Works	BWDB/ DDCS&PMS	March 30, 2023	
7		Commencement of the Construction of Nalian Closure Exposition Center+ Watch tower in Polder 32	BWDB	March 30, 2023	
8		Revised Technical assessment of the revised physical targets	BWDB/ DDCS&PMS	March 31, 2023	
9		Handing Over the ICT monitoring system to BWDB	BWDB/ DDCS&PMS	March 31, 2023	
10		Incorporate remote sensing tool into the ICT monitoring system	BWDB/ DDCS&PMS	April 30, 2023	
11		Works Package 2	Revised action plan for embankment construction with pending LA, paved roads, and resettlement (if any) as per chainage.	BWDB/ DDCS&PMS	March 31, 2023
12			Time-bound Action plan to complete 32.45 km of embankment in Polder 39/2C (3.38 km of slope protective works critical to embankment construction)	BWDB/ DDCS&PMS	March 31, 2023
13			Time-bound Action plan to complete 10.726 km of embankment in Polder 43/2C	BWDB/ DDCS&PMS	March 31, 2023
14	Time-bound Action plan to complete remaining embankments in Polder 40/2, 41/1, 48		BWDB/ DDCS&PMS	March 31, 2023	
15	Time-bound Action plan to complete 14 FS of Polder 39/2C and 1 FS of Polder 43/2C		BWDB/ DDCS&PMS	March 31, 2023	
16	Completion of the remaining length of the drainage channels		BWDB/ DDCS&PMS	April 30, 2023	
17	Relocation of electric poles under Package 2		BWDB/ DDCS&PMS	March 20, 2023	
18	Coordination with LGED and RHD to address road safety issues over the crossing section with Embankment as well as dismantling of existing roads		BWDB/ DDCS&PMS	March 31, 2023	
19	Completion of Package 2		BWDB/ DDCS&PMS	June 30, 2023	

Coastal Embankment Improvement Project, Phase I (CEIP-I)

#	Actions	Sub-Actions	Responsibility	Agreed Timeline as of Mission
20	Project Management	In line of the extension of the project closing date, appropriate variations of relevant works and service contracts	BWDB	March 31, 2023
21	Social Safeguard	Implementation of basic infrastructure (access roads, drainage, and WASH facilities) for group relocated households in Polder 32, 33, 35/1, and 35/3	BWDB	April 30, 2023
22		Document the Optimization of Awardees (one pager note) to share it with DC offices	BWDB	March 15, 2023
23		Complete land acquisition compensation payments to the remaining title-affected landowners as per World Bank safeguards compliance requirements	BWDB, DC offices	Continuous
24		CEIP-I List of Entitled Persons (Eps) for works package W-01 and W-02 to complete the comprehensive list of Project Affected People (PAPs) for all the Polders	BWDB	March 31, 2023
25		Provide resettlement cash assistance to the entitled tenants and wage laborers under works package 2	BWDB	March 31, 2023
26		Settling of the remaining GRM cases following the GRM protocol	BWDB	March 31, 2023
27	Environment Safeguard	Implement the recommendations of the monthly EHS meeting	BWDB	Continuous
28		Follow up the recommendations of third party annual Environmental audit report	BWDB	Continuous
29		Complete the remaining demolishing activities of rented CC block yards of Package 1	BWDB	June 30, 2023
30		Start the decommissioning activities of rented CC block yards of Package 2	BWDB	July 30, 2023
31		Conduct result demonstrations for released fishes in Package 1 and 2	BWDB	October 31, 2023
32		Share lesson learned note on Environmental safeguard practices in Package 2	BWDB	September 30, 2023
33		Share a brief note on Environmental improvement areas in Package 2	BWDB	September 30, 2023
34		Conduct in-house EHS training for project management team of Package 2	BWDB	April 30, 2023
35		Submit activity completion report on fisheries program in Package 2	BWDB	April 30, 2023
36		Conducting regular toolbox talk	BWDB	Continuous
37		Continue COVID-19 safety measurements following the guidelines in work and CC block manufacturing sites	BWDB	Continuous
38	Technical Advisory & Counterpart Committees	Share the meeting announcement and minutes of TAC with the Bank (continuous)	BWDB	Monthly
39		Share meeting minutes/ monthly report of Counterpart Team BWDB (continuous)	BWDB	Monthly
40	CEIP-1/ C3/S4 Long Term Monitoring, Research and	Completion of all activities related to the 3 rd Variation Proposal	BWDB	March 15, 2023
41		Share the Communication Materials	BWDB, LTM team	March 15, 2023

Coastal Embankment Improvement Project, Phase I (CEIP-I)

#	Actions	Sub-Actions	Responsibility	Agreed Timeline as of Mission
42	Analysis of the Coastal Zone	Completion of handing over process including the Data Migration and Training on IGDCZ	BWDB, LTM team	May 31, 2023
43		Handing over of remaining 2 super computers to BWDB	BWDB, LTM team	June 30, 2023
44		Development of an Operation Manual of the IGDCZ system for the BWDB users	BWDB, LTM team	May 31, 2023
45		Recurrent Actions: <ul style="list-style-type: none"> Submission of the revised reports incorporating the comments of the World Bank Store and organize the reports/ outputs in IGDCZ web application (Deliverable code wise) Transfer of Data 	BWDB, LTM team	Continuous
46	Social mobilization with Social Action plan (incl. setting up WMOs) and Implementation of Integrated Pest Management (IPM) Plan as well as Afforestation	Signing of Tripartite Contract A	BWDB, BFD	April 15, 2023
47		Signing of Tripartite Contract B	BWDB, BFD	April 15, 2023
48		Signing of Tripartite Contract C	BWDB, BFD	May 31, 2023
49		Finalization of the list of beneficiaries of Package C	BWDB, BFD	May 15, 2023
50		Signing of Tripartite Contract D	BWDB, BFD	April 15, 2023
51		Signing of Tripartite Contract E	BWDB, BFD	April 15, 2023
52		Upload of all reports to CEIP website	BWDB/ M&E	March 30, 2023
53		Migration of the reports and data of CEIP website to BWDB server	BWDB/ M&E	May 30, 2023
54		Signing of MoU for WMA (Polder 39/2C) with concerned BWDB O&M divisions.	BWDB	March 30, 2023
55		Revisions/extension of Contracts with BFD	BWDB, BFD	March 7, 2023
56	Afforestation Work Program for FY23	BWDB, BFD	March 9, 2023	
57	Cropping Intensity	Update of Cropping Calendar Polder wise	BWDB/ M&E	March 15, 2023
58		Update of beneficiary data using Census 2022	BWDB/ M&E	May 30, 2023
59		Carry out a field survey (before the final endline survey) to qualify the Rabi crop data.	BWDB/ M&E	March 15, 2023
60	CEIP-1/ D3/S23 Feasibility studies and preparation of design for the following Phases of CEIP	Share the deadline and approval methodology of each of the deliverables	BWDB/ Feasibility Study Team	March 31, 2023
61		Store all collected primary/ secondary/ raw datasets including meta-data on the Geospatial Data Sharing Portfolio (GeoDASH) and also the Database or SharePoint system of BWDB.	BWDB/ Feasibility Study Team	Continuous
62	Financial Management	Submitting IUFRRs	BWDB	Within 45 days from end of quarter
63		Share Disbursement projection for the remaining period of the project	BWDB	March 31, 2023
64		Project to follow up with FAPAD to resolve the remaining audit observations	BWDB	Immediately
65		Status update on unutilized Resettlement Expenditures	BWDB	March 31, 2023
66		Khulna RAC to provide requested FM documents	Khulna RAC/PIU	Immediately
67		Share TOR for Internal Audit with the Bank	BWDB	March 15, 2023
68		Bank will share a template with PIU for FM presentation	BWDB	Immediately

6. CONTRACTUAL, LEGAL AND ADMINISTRATIVE MATTERS

6.1. Works Contract W-01

Performance Bonds and Insurance

The Contractor has submitted the required 10% Performance Bond. Evidence of insurance has been provided by the Contractor according to the supervision consultants.

Invoices and Payments

No IPC was submitted during the quarter.

Contract Modifications

A Zero Cost Variation (Variation Order No.04) has been approved.

The Contractor submitted the detailed claim report for Extension of Time with supporting documents vide their ref. no. CHWE/CEIP-1/EN/0489 dated: 10th July 2021. The claim report was reviewed by the Engineer and found that they did not incorporate the activities of remaining construction/ re-sectioning of embankment work and slope development work of paved road area and the remaining work of excavation/ re-excavation of drainage channel. So, they are requested to resubmit the detailed claim report for extension of time incorporating the said activities. The Contractor has resubmitted the detailed claim report for extension of time which is under review by the Engineer.

6.2. Works Contract W-02

Performance Bonds and Insurance

The Contractor has submitted the required 10% Performance Bond. Evidence of insurance has been provided by the Contractor.

Invoices and Payments

IPC-25 was submitted on 29 January 2023 and paid on 23 February 2023.

Contract Modifications

The Contract has been extended up to 30th June 2023 by the Competent Authority with the condition that no claim will be acceptable due to the extension of time. This was communicated by the Project Director vide memo no. CEIP-1/W-02/1224 dated: 20th September 2022.

6.3. Works Contract W-03

This package will be deferred to CEIP-2.

6.4. DDCS&PMS Consultants Contract

Invoices and Payments

Foreign Currency Invoices were submitted and paid as follows:

- Invoice No. 40 was submitted on 11 Nov 2021 and paid on 24 Feb 2022
- Invoice No. 41 was submitted on 11 Nov 2021 and paid on 24 Feb 2022
- Invoice No. 42 was submitted on 23 Jan 2022 and paid on 27 Apr 2022
- Invoice No. 43 was submitted on 18 Apr 2022 and paid on 16 Jun 2022
- Invoice No. 44 was submitted on 25 May 2022 and paid on 16 Jun 2022
- Invoice No. 45 was submitted on 30 Jun 2022 and paid
- No invoices submitted yet in Fiscal Year 2022-23 as VO approval is pending

Local Currency Invoices were submitted and paid as follows:

- Invoice No. 39 was submitted on 10 Oct 2021 and paid on 3 Jan 2022
- Invoice No. 40 was submitted on 16 Nov 2021 and paid on 24 Feb 2022
- Invoice No. 41 was submitted on 8 Dec 2021 and paid on 23 Mar 2022
- Invoice No. 42 was submitted on 8 Mar 2022 and paid on 27 Apr 2022
- Invoice No. 43 was submitted on 7 Apr 2022 and paid on 27 Apr 2022
- Invoice No. 44 was submitted on 16 Jun 2022 and paid
- Invoice No. 45 was submitted in August 2022 and paid
- No other invoices submitted so far in Fiscal Year 2022-23 as VO approval is pending

Contract Modifications

A budget-neutral reallocation proposal was submitted to the Client in early 2017 and it was approved February 2018. Another such amendment has been approved. A third budget-neutral amendment was submitted to PMU on 18 June 2019 and resubmitted on 25 September 2019, then forwarded to the World Bank on 26 September. The Modification to the Contract No.03 of DDCS & PMS Consultants has been signed by the Project Director and the Consultants on 15th December 2019.

A budget-neutral extension of time through June 2022 has been executed and then extended again through December 2023. A Variation Order that provides additional resources is pending.

6.5. Third Party M&E Consultants Contract

Invoices and Payments

Invoice #40 and all prior invoices have been paid. No invoices for the current fiscal year have yet been submitted pending approval of the Contract Amendment No. 4.

Contract Modifications

A budget-neutral reallocation proposal was submitted to the Client in October 2017. It received NOL from the World Bank in December and was approved by the BWDB via its letter dated 18 March 2018. The Modified Contract has been signed and is fully executed.

A second budget-neutral reallocation proposal was submitted to the BWDB and was approved in October 2019. The main purpose was to allow additional input of both the Team Leader (from home base) and the Deputy Team Leader to ensure the data and reports continue to be provided at a high level of quality and accuracy.

A third budget-neutral reallocation proposal was submitted to the BWDB requesting the modest shifting of time to home-based time for the Team Leader given the 20-month period between mid-February 2020 and late October 2021 when COVID-19 prevented travel. This request was revised and resubmitted in February 2022 and is under process.

A Contract extension request has been submitted that reflects the extension period of CEIP-1 and stands approved through 30 June 2022.

Another Contract extension request has been submitted to the PMU by the DDCS&PMS Consultants and M&E Consultants to allow services to continue through 2023 given the mid-2023 expected completion date of the works and this has been approved and is budget-neutral.

A Contract Amendment request is pending approval of the rDPP (subsequent to the close of the fiscal year, it has been approved).

7. ISSUES AND RECOMMENDATIONS

New Issues

Issue QPR31-1: Arrangement for Handing Over the Supervision of Remaining Works

Status: PMU, with the support of the DDCS&PMS Consultants, have initiated discussions with BWDB on this matter.

Recommendation: Assigning the responsibilities within BWDB must be concluded without delay so that there is a smooth transition and no gaps in oversight of the project's close-out.

Issues from Prior Quarters

The issues from the prior Quarterly Progress Reports – whether red flag issues or otherwise – are summarized below along with the status of recommendations. Many of these issues have been resolved, but others have not. These must be given attention as the project is closing.

Issues	Recommendation in brief	Status Update	Follow-up Actions
From QPR30 (Jan-Mar 2023)			
Issue QPR30-1: Sluice Gate Operability and Maintenance Challenges Exist	<p><u>Status:</u> Nuts and bolts are rusted and metal parts of some of the gates have not been painted and are rusted. Washers have not been used in many cases. The gates will thus be difficult to dismantle for maintenance and repair without damaging them. In many cases, local operators have not had practice operating the gates themselves.</p> <p><u>Recommendation:</u> The Contractors should be required to demonstrate to local operators how to dismantle and maintain the gates (thus testing whether the rusted bolts and missing washers are already giving problems). They should then paint the gates in accordance with the contract specifications.</p>	NOT RESOLVED	
From QPR29 (Oct-Dec 2022)			
Issue QPR29-1: There are important follow- on actions that are required in order to capitalize on the CEIP-1 infrastructure investments and for sustainability	<p><u>Status:</u> The full potential of optimizing water management for improved agricultural production is yet to be achieved. WMA/WMG are generally not prepared to take over O&M activities. The core objectives of CEIP-1 did not focus on maximizing crop productivity and O&M.</p> <p><u>Recommendation:</u> BWDB should consider including these elements in CEIP-2 and also to design, finance and implement a follow-on project for the CEIP-1 polders as well. This project or component of CEIP-2 would have the</p>	Recommendation conveyed.	

Issues	Recommendation in brief	Status Update	Follow-up Actions
	<p>following objectives:</p> <ul style="list-style-type: none"> Establish ownership of physical works by WMOs with the support of BWDB O&M division. This would involve a suitable budget allocation for an outsourced (via WMA/WMG) O&M monitoring and operation system. Enable timely routine and periodic maintenance through temporary outsourcing contracts and budget allocation complementing the ownership and administration by the WMOs Establish M&E system at BWDB which will alert the agency on issues and ensure that O&M of physical works created under the project is effective. 		
<p>Issue QPR29-2: Clarity is lacking on when WMA/WMG are to be responsible for O&M</p>	<p><u>Status:</u> The Works Contractors retain possession of the polders until handing over but then must rectify any problems during the Defects period. The WMA/WMG are not yet operating the system and once the defects period is completed they are not clear on the division of O&M responsibilities between the organization and the BWDB.</p> <p><u>Recommendation:</u> The roles and responsibilities should be outlined and communicated clearly along with the expected timeline. Some WMOs have become moribund since their formation so efforts are needed to engage the users more proactively.</p>	NOT RESOLVED.	
<p>From QPR28 (Jul-Sep 2022)</p>			
<p>Issue QPR28-1: Contract Variations are pending for the Consultants</p>	<p><u>Status:</u> rDPP must be approved and then the proposals of the consultants can be forwarded to the Ministry and CCGP by PMU.</p> <p><u>Recommendation:</u> The Contract Variations must be expedited for required resources to continue to be committed to carry out the services that are essential to the proper and effective implementation of CEIP-1.</p>	<p>RESOLVED The rDPP was approved on 12 February 2023 and Contract Amendments have been signed in July/August 2023.</p>	
<p>From QPR27 (Apr-June 2022)</p>			

Issues	Recommendation in brief	Status Update	Follow-up Actions
<p>Issue QPR27-1: Review of Replacement Candidates for Consultants is Much Delayed</p>	<p><u>Status:</u> The Third Party M&E Consultants have not replaced any of their international personnel during the past seven years. However, in late 2020 and early 2021, it became necessary to propose the replacement of the Environmental Specialist and the Social Safeguards Specialist due to the impact of the risk of COVID on these senior staff. To date, there has been no decision on the CVs that have been submitted.</p> <p><u>Recommendation:</u> PMU to expedite the review process.</p>	<p>NOT RESOLVED FULLY PMU has declined to approve replacements. Instead, PMU has offered the support of its Environmental Specialist. This has been helpful, though not ideal given the 3rd Party role.</p>	
<p>from QPR26 (Jan-Mar 2022)</p>			
<p>Issue QPR26-1: WMGs and WMAs Require Training on O&M Planning/ Budgeting</p>	<p><u>Status:</u> The NGOs charged with the mobilization and formation of WMOs have generally fulfilled their mandates. They have also provided training to the WMOs in a variety of subjects ranging from Organizational Roles and Responsibilities (members and various committees), Participatory Water Management, Accounts Keeping and Audits, Gender and Leadership Development, Resource Mobilization, and Infrastructure O&M hands-on Training. NGOs had given theoretical training to the WMA and WMG because DS&FS was not completed during the training period.</p> <p><u>Recommendation:</u> Without WMG-specific O&M plans, however, there will be limited success in sustainably managing the hydraulic structures, periodically re-excavating the khals, etc.</p>	<p>NOT RESOLVED No WMG-specific O&M plans in place No refresher training has done.</p>	<p>Re-fresher training is required to WMA and WMG.</p>
<p>from QPR25 (Oct-Dec 2021)</p>			
<p>Issue QPR25-1: COVID-19 has proven to be unpredictable with both low and high infection rates due to the appearance of variants.</p>	<p><u>Status:</u> Infection rates are highly variable.</p> <p><u>Recommendation:</u> Contingency planning may be considered in case large numbers of staff and workers become infected. Staff replacement approvals may be expedited for the consultants and contractors so that individuals ready to work in-country under COVID uncertainties can be mobilized. Work-from-home may be considered where it is effective.</p>	<p>ESSENTIALLY RESOLVED The threat of COVID-19 has greatly diminished with total cases starting to plateau in February 2022.</p>	
<p>Clarity is lacking on when WMA/WMG are to be responsible for</p>	<p><u>Status:</u> There are seven group relocation sites in Package 01 for residents. PAPs have not yet received the access road, water tank and sanitary latrines that were to be provided by</p>	<p>NOT RESOLVED</p>	

Issues	Recommendation in brief	Status Update	Follow-up Actions
O&M	CEIP-1, despite having relocated since before 2020. For the 4 relocated markets, CEIP-1 was to provide a tubewell and sanitary latrines as well, but these are still awaited. PMU will be including an additional works package in the RDPP that is currently under development. The procurement of the new works contract is at risk of not being completed on time. <u>Recommendation:</u> Examine means to fast-track the procurement. Complete design work and bid documents in advance of tendering.		
Issue QPR25-3: Contractors' Environmental Health and Safety Practices are Faltering	<u>Status:</u> Routine field visits by the M&E Consultants and the Annual Environmental Audit have found that environmental health and safety practices are not being complied consistently and have faltered compared to earlier years. This is especially evident in Package 02. Measures to limit COVID risk, use of PPE, use of flagmen, etc. are frequently not being implemented. <u>Recommendation:</u> DDCS&PMS Consultants tighten their oversight of the Contractors and issue non-compliance reports to ensure they take necessary corrective action. Contractor staff require effective re-training and senior management must direct their staff to comply with environmental safeguards.	PARTIALLY RESOLVED. As of 2022 and 2023, with training, there has been some improvement.	
from QPR24 (July-Sept 2021)			
Issue QPR24-1: Non-titled EPs and possibly others are again encroaching on the newly completed embankments.	<u>Status:</u> In many places of Polder 32, 33 and 35/1, squatters have been returning to the embankment and building structures and doing business. Some are causing damage to the embankments. <u>Recommendation:</u> BWDB should coordinate with local government to develop and implement the necessary actions to protect the integrity of the embankments.		BWDB should take necessary action.
Issue QPR24-2: Qualification Level of Select Staff of Contractor	<u>Status:</u> Contractor of Package 02 has deployed unqualified construction supervision positions. <u>Recommendation:</u> DDCS&PMS may be requested to check the Contractor's staff experience and qualifications as per their contract and/or assess the performance and take necessary action.	PARTIALLY RESOLVED No notable improvement in the qualification level of staff of the contractor, but DDCS&PMS Consultant has oversight.	

Issues	Recommendation in brief	Status Update	Follow-up Actions
<p>👍 Issue QPR24-3: Some key international experts have not yet resumed travel</p>	<p><u>Status:</u> International key experts have not all resumed working physically in Bangladesh. Since the consulting work requires close coordination and has an element of capacity building, this is not ideal.</p> <p><u>Recommendation:</u> With the wide availability of COVID vaccines, the Consultants and Contractors should mobilize staff to Bangladesh. PMU may request such mobilization.</p>	<p>RESOLVED. Many international experts have resumed their field inputs during the October-December 2021 quarter.</p>	
<p>from QPR23 (Apr-Jun 2021)</p>			
<p>👎 Issue QPR23-1: Payment issue for LAP and RAP implementation in Package 01</p>	<p><u>Status:</u> BDT 8.73 million for non-titled EPs, BDT 4.505 million for wage labor, BDT 6.432 million for Tenant, and BDT 7.5 million for group relocation have not been paid yet. Without these payments, civil works are being hampered and the social safeguard guidelines may be violated.</p> <p><u>Recommendation:</u> Expedite payment and ensure payment is made before resettlement.</p>	<p>PARTIALLY RESOLVED RAP of Package 01 done, LAP of Package 01. As of June 2023: 100% of non-titled EPs have been compensated 71.9% of titled EPs have been compensated representing 77.8% of amount to be paid out.</p>	
<p>Issue QPR23-2: Formation of WMA in Polder 43/2C and 47/2</p>	<p><u>Status:</u> Formation of WMA in the polder 43/2C and 47/2 has not yet been achieved. Without WMA, sustainable polder functionality will be a major challenge, equity in water management is not likely and the agricultural benefits expected will not be achieved.</p> <p><u>Recommendation</u> The NGO engaged for WMA formation in these two polders need to accelerate their work and consultations with local people to solve all the issues.</p>	<p>Partially RESOLVED All the WMAs have been formed, though registration yet to be done for three WMAs – 43/2C, 47/2, and 48.</p>	
<p>Issue QPR23-4: Afforestation disputes in Polder 32</p>	<p><u>Status:</u> Secretary of WMA Polder 32 has asserted to the M&E Consultants that the Department of Forest (DoF) is planting low quality seedlings and in most of the places, no seedlings. Moreover, DoF is not paying the watchers properly.</p> <p><u>Recommendation</u> PMU may request DoF to investigate and follow up.</p>	<p>Partially RESOLVED Due to salinity, the survival rate of the plants is low in Polders 32, 33 and 33. DoF has replaced the plants as needed.</p>	

Issues	Recommendation in brief	Status Update	Follow-up Actions
from QPR22 (Jan-Mar 2021)			
Issue QPR 22-1: Additional Drainage Structure and Channels need to be Constructed	<p><u>Status:</u> Some structures of the polders have been taken up under AILA, like in Polder 32 – DS 14. This DS with channel (Kamarkhola) are not included in CEIP-1. Due to salinity, gate of Drainage Sluice is not working properly (Shaft rod and rubber) and Kamarkhola channel has been silted up. Kamarkhola channel is one the main channel of this Union (Kamarkhola). Farmers have started cultivation of watermelon and other crops in 2021, Rabi season, but, due to coming of saline water from DS 14, the local farmer has made cross dam over the channel and they did not get the crop growth they expected.</p> <p><u>Recommendation:</u> DDCS&PMS has to find out all the gates and channels, which Sluices have been taken up in AILA– and make recommendations to repair all the gates and excavated all the channels before start next Kharif 1 season. It is noted that increasing cropping intensity is one the main objectives of CEIP-1.</p>	Additional drainage structures and channels didn't get implemented due to budget issue.	
Issue QPR 22-2: All the Drainage Channels need to be Excavated Immediately in Package 01	<p><u>Status:</u> Completion of construction of Embankment, Drainage and Flushing Sluice is critical. Local farmers are being not gotten proper benefit from project intervention. It has been found drainage channels are not sufficiently excavated and there is a shortage of water during cultivation of Rabi season.</p> <p><u>Recommendation:</u> To achieve the project result of increased crop intensity, drainage channels excavation is essential. During cultivation of Rabi crop, drainage channel water has been used, also channels are used as water retention pond.</p>	PARTIALLY RESOLVED All the drainage channels in Package 01 and 72% of works of package 02 have been done as per RDPP. For increasing cropping intensity, additional drainage channel excavation would require additional funding.	
Issue QPR 22-3: EHS practice is not being found in Package 01 & 02	<p><u>Status:</u> It has been found during field visit of M&E staff that Environmental Health Safety practices are not always followed and we have seen photos uploaded in WhatsApp – as part of our construction progress monitoring.</p> <p><u>Recommendation:</u> It is recommended that EHS and COVID -19 guidelines must be maintained during construction of package 01 & 02. The DDCS&PMS Consultants to enforce.</p>	PARTIALLY RESOLVED. As of 2022 and 2023, with training, there has been some improvement.	

Issues	Recommendation in brief	Status Update	Follow-up Actions
from QPR21 (Oct-Dec 2020)			
👍 Issue QPR 21-1: The current CEIP-1 completion date of June 2022 will need to be extended.	Only 52.3% of the project budget has been expended as of 31 December 2020 – the original loan closing date and five years since notice to commence was issued for the first package. Given the slow rate of progress of works under Package 02, the need for additional Bank Protection Works and the delay in appointment of the CEIP-2 Feasibility Study Consultants, the current completion date of June 2022 will not provide adequate time to complete the works and services.	RESOLVED	
from QPR20 (Jul-Sep 2020)			
👍 Issue QPR20-1: Some Quality and Condition Issues Exist in the Construction Works of Package 1 & 2.	There are quality issues with some of the works. Due to excessive rain this year, many places of Package 1 & 2 have been found deteriorated where, for example, the top of the embankment is not in good shape and damaged, shaft rods are bent, etc. Further, undersized rods have been observed in several DS and FS and wheels of all sluices are oversized. The loose aprons of most of the sluices are damaged and existing slope protection works are also heavily damaged in some places. DDCS&PMS Consultants’ team should perform a global check on the quality of construction works (condition assessment) and give a comprehensive report for recommendation of reconstruction.	Status as of 31 Dec 2022 RESOLVED Contractor has worked on the quality issues. Status as of 30 Jun 2021: 1. WMA members have told that both contractors are using sand instead of soil in many places of the embankment and put a thick cover of soils on top of the sand. 2. Many DS of polder 32 and 33 have been leaking and saline water coming inside the polder. Farmers have made cross dam over the channels to prevent saline water come to their field, crops like watermelon would be damaged. 3. During emergency works in P-32, it is reported that lower weight of geo-bags than specified are being used (source WhatsApp group: President of WMA informed over phone).	As of 30 Jun 2022: 1. A technical committee has also been formed for checking the engineering quality of polders, hence we recommend that the committee should do spot check on the embankment with respect to this WMA complaint.




Issues	Recommendation in brief	Status Update	Follow-up Actions
from QPR19 (Apr-Jun 2020)			
Issue QPR19-1: Attention Needs to be Focused on Actualizing Agricultural Benefit Stream where the DS&FS are operational	Five drainage sluices and ten flushing sluices in Package-01 have been theoretically operational for more than one year due to the physical works achievement and also the influence of local people but these DS & FS have not yet been handed over to BWDB and the WMOs are not yet functional. In addition, there are other newly constructed DS & FS that have problems with their gates. Physical works, institutional arrangements and extension support must all be in place to see increased agriculture cropping intensity – one of the key goals of the project and a key element in the economic justification of the investment. Generally, farmers are not being benefited yet with respect to cropping intensity in the polder area.	PARTIALLY RESOLVED DS&FS are in operation, and the farmer benefits from the agriculture site.	
Issue QPR19-2: COVID-19 Pandemic is a Continuing Risk to the Quality and Progress of Works	Progress of Package 1 and 2 was terribly slow during the March-June 2020 period and COVID-19 was a major factor. Progress was 2.84% and 1.53% respectively for the two packages in April-June 2020 quarter. Most of the foreign skilled labor are not present in the field area. Coronavirus is an unpredictable phenomenon and researchers cannot give any specific timeline for when a vaccine will be available. Travel restrictions and the need for social distancing mean that the both physical works progress and the level of supervision are being affected.	In Progress Pkg-1 contract has been extended up to 31 March 2022 Pkg-2 contract has been extended up to 30 June 2022	
from QPR18 (Jan-Mar 2020)			
👍 Issue QPR18-1: COVID-19 Pandemic Inhibits Field Visits and Physical Progress to Some Extent	Package 01 progress advanced from 81.51% complete on 31 December 2019 to 87.00% on 31 March 2020. With the public holiday in effect during part of March, all of April and now continuing into May, Package 01 progress advancing to completion by 30 June 2020 will be a bigger challenge than was already the case.	RESOLVED Pkg-1 contract has been extended up to 30 June 2022 Pkg-2 contract has been extended up to 30 June 2023	
from QPR17 (Oct-Dec 2019)			
👍 Issue QPR17-2: Land Acquisition for Polder 35/1 Embankment Realignment is Stalled	Due to erosion of the river at Polder 35/1, the alignment of the embankment has been shifted, so a new 6.93 ha (1.8 kms) of land need to be acquired. The Consultant team has submitted the land acquisition proposal to DC office on 18 February 2019. For unknown reasons, the DC office has not yet sent the request to MoL for approval.	RESOLVED As of December 2021, the last request has been sent to MoL by the DC and the vast majority of land is already made available to BWDB.	




Issues	Recommendation in brief	Status Update	Follow-up Actions
<p>👍 Issue QPR17-3: Public Awareness of Grievance Redress Mechanism Needs to be Enhanced</p>	<p>During the last 5 quarters for Package 02, no new grievances have been reported. This would be good news if there are actually no issues, however, this is highly unlikely as the construction work is going on and RAP and LAP are being implemented. During field visits of M&E team, it was found that most PAPs are not aware of the GRM or they may have forgotten because it has been a few years since the awareness raising campaign was done by the DDCS & PMS Consultant. Access to grievance redress is not only the right thing to have in place for the project-affected persons/communities, it is a covenant of the loan agreement with the World Bank. Furthermore, such access benefits the project by bringing issues to the fore before they reach a crisis level or produce bad publicity that could in the most extreme cases halt the project altogether.</p>	<p>RESOLVED Status as of Dec 2022: By December 2020, some additional grievances were registered and these have increased some each year since then.</p>	
<p>👍 Issue QPR17-4: Slow Formation of WMOs Will Adversely Impact Project Benefits</p>	<p>CEIP-1 seeks to provide coordination among the competing needs of various users and to ensure equity and sustainability by assigning operation and maintenance responsibility to the Water Management Groups (WMG) and polder-level Water Management Associations (WMA). As of 30 September 2020, 130 of 143 WMGs have been formed and 5 of 10 WMAs have been formed. There are several reasons including delays in mobilization, less experienced professionals or key staff vacancies, lack of support (or even opposition) from local community leaders and in some cases lack of the NGO's experience in consultancy work. Further delay of having trained WMOs in place will adversely affect the planned benefits from the project as effective water management must occur in parallel with the physical improvements that are put in place.</p>	<p>PARTIALLY RESOLVED (though lost time cannot be recovered) As of December 2021, only two WMGs and one WMA remain to be formed. As of June 2023, all WMAs have been formed and registered. Two WMGs remain to be formed (Polder 33).</p>	
<p>from QPR16 (Jul-Sep 2019)</p>			
<p>👍 Issue QPR16-1: NGO Package S01-C (Pirojpur District) and Package S01-E (Patuakhali District) - work progress is slow.</p>	<p>While the inception phase work has been done the tasks related to formation of WMOs have not sufficiently advanced. A revised realistic timetable for deliverables should be prepared within the original duration of the contract and the NGOs should commit to meet these new deadlines.</p>	<p>RESOLVED</p>	
<p>👍 Issue QPR16-2: DDCS Key Staff</p>	<p>The RE of Package -1 has been absent for over a year, however RE of Package -2 is in place.</p>	<p>PARTIALLY RESOLVED One RE is looking after both packages, given</p>	

Issues	Recommendation in brief	Status Update	Follow-up Actions
Vacancies Are Likely to Impede Work	The national Social Safeguard Specialist has also been absent for a long time.	that Package 01 is winding down. The National Social Specialist position remains vacant.	
from QPR15 (Apr-Jun 2019)			
👍 Issue QPR15-1: Communities Near Newly-Constructed Drainage Sluices that are In Operation Are Experiencing Problems	Five drainage sluices were visited in P-32 and 35/3 that have been completed and have been in operation now for nearly six months. At these locations, community members are report continuing salinity and/or waterlogging. The problem seems to be that the gates are not fully closing. While the problem appears physical, it may also be exacerbated by the lack of functioning WMGs. DDCCS&PMS Consultants to check and have Contractor rectify.	RESOLVED All the DS & FS of Package 01 now appear to be functional	
👍 Issue QPR15-2: Long Term Monitoring Consultant's Progress is Weak	Consultant should accelerate and provide a revised realistic timetable for deliverables within the original duration of the contract and the Consultant should commit to meet these new deadlines. Phase 2 preparation will depend on the output from this Consultancy.	RESOLVED. <u>Status as of June 2023.</u> Draft report has submitted to PMU <u>Status as of December 2019</u> Action plans, detailed delivery plans and certain reports are past due.	
👍 Issue QPR15-3: DDCCS&PMS Consultants do not meet all tasks of LAP preparation as per contract	The Consultants should prepare a detailed action plan that is time-bound to meet the LAP-related part of their scope of work. LAP preparation generally involves the following: Multiple location-wise Land Management data; Digital representation of cadastral maps & revenue maps with the plot number; Central Repository of all the land related data, Owner details etc.; Pictorial representation of Land Map on Satellite image / Google map; Viewing of daily Land Acquisition status on color coded thematic map; Land Cost Estimation, Calculation & Payment to the Land owner; others.	PARTIALLY RESOLVED. Progress in getting this started. RESOLVED DDCCS&PMS Consultants have addressed these tasks.	
from QPR14 (Jan-Mar 2019)			
Issue QPR14-1: Package 03 LAP/RAP will be obsolete unless the works are started promptly	<ul style="list-style-type: none"> ▪ BWDB should take steps to get the works underway as soon as possible. 	RESOLVED While it has been decided that Package 3 will not be part of Phase 1, a project must be developed without delay.	BWDB to take the lead.

Issues	Recommendation in brief	Status Update	Follow-up Actions
		BWDB and World Bank have agreed to issue REOI in November 2019.	
from QPR13 (Oct-Dec 2018)			
🍷 Issue QPR13-1: Decision is Needed on Project Restructuring and Additional Financing if Pkg 02 Land Acquisition is to be Completed and Pkg 03 is to Proceed	▪ World Bank and BWDB to revise DPP and restructure the project as required	RESOLVED While it has been decided that Package 3 will not be part of Phase 1, additional funds are still required to complete the land acquisition of Package 02. RDPP approved.	
from QPR12 (Jun-Sep 2018)			
🍷 Issue QPR12-1: Package 02 Contractor physical progress is weak.	Resource-based detailed modular planning is required and Package 02 Contractor's senior management must continue to be engaged by DDCS&PMS Consultant and PMU.	RESOLVED As of 31 July 2022, Package 2 progress is 83.89% Status as of 2018 Current Progress of Pkg 02 Contractor's work stands at about 52.14% against the revised target of 67.09%.	Close monitoring is needed from DDCS&PMS
🍷 Issue QPR12-2: Nalian Dam Work is Now Urgent.	Pkg 01 Contractor has deferred work on Nalian Dam for two years. There is serious weakness in the ring dyke at the site of the Nalian Dam due to the hydrodynamic forces and its failure is increasingly likely. Construction cannot be deferred another year, without costly rehabilitation of the ring dyke to buy time so it should proceed immediately.	RESOLVED Completed.	
from QPR9 (Oct-Dec 2017)			
🍷 Issue QPR9-1: Functionality of PAVCs, PRACs and GRCs is At Risk.	Simply due to the lack of honoraria or allowance, committees that are critical to the Project are not well functioning and are at risk of losing the interest of participants. Participation in these committees represents additional duty and requires extra effort and expense for travel, which is not compensated. It is recommended that the BWDB and DDCS&PMS Consultants meet to devise a solution. The Consultants are responsible for RAP implementation, but the ToR does not specifically address this matter.	RESOLVED By default	1. PMU office has to create budget allocation for honoraria or allowance of all committees.

Issues	Recommendation in brief	Status Update	Follow-up Actions
from QPR8 (Jul-Sep 2017)			
👍 Issue QPR8-1: Package 01 Work Program is not credible without the underpinning detail	DDCS&PMS Consultant to assist the Package 01 contractor to build up their resource-based work plan from detailed plans and then encourage the Contractor to use these plans to monitor progress and address delays on a weekly basis.	RESOLVED, though level of detail could be improved. Work Programme was submitted and subsequently accepted on 26 August 2018	
👍 Issue QPR8-2: Package 02 EPs Awareness of RAP Provisions is Inadequate	The DDCS&PMS Consultant should appoint sufficient numbers of RAP team staff to Package 02 polders and ensure full coverage and disclosure of all the important information. The tools (such as Bengali language pamphlets) have already been developed for Package 01, so this is simply a matter of staff allocation. Number of FGD meetings to be increased and held regularly during these months as release of compensation payments nears. Also, PRACs should be formed and made functional without delay.	RESOLVED. FGD meetings have increased and compensation payments have begun	
from QPR7 (Apr-Jun 2017)			
👍 Issue QPR7-1: Upcoming Absence of Supervision Consultant's Top Three Key Staff - Team Leader and Resident Engineers for Package 1 & 2	An interim Team Leader is currently in place, and the replacement has been accepted by World Bank and recommended to MoWR. RE for Package 01 and RE for Package 02 continue to be vacant. Qualified replacements must be identified and approved without delay.	RESOLVED DDCS&PMS Consultants proposed replacements for these three positions. All 3 (three) positions have been approved by competent authority. The new Team Leader joined, but RE did not join due to health reason.	Replacement staff have been approved and were in place. (However, see update in QPR#16.)
Issue QPR7-2: RAP Irregularities Have Been Alleged so Systems Must be Strengthened	The DDCS&PMS Consultant may look into the matter diligently and also make sure that systems and procedures of the RAP Implementation Consultants and DDCS&PMSC are strengthened for proper targeting, better oversight and greater transparency. For example: <ul style="list-style-type: none"> • EPs should receive advance notice of their compensation to be paid with detailed breakdown of the basis of calculating payment (square footage, type of structure, material of the structure, etc.); • The PAVC rates should be public knowledge and widely disseminated 	Status of Investigation – NOT KNOWN. Status of Improved Information Flows to EPs – NOT RESOLVED.	May be investigated by DDCS&PMSC and system improvements enacted. Steps taken may be communicated.

Issues	Recommendation in brief	Status Update	Follow-up Actions
	<ul style="list-style-type: none"> EPs should continue to be clearly informed that they are not obligated to make any payment to FGD president or anyone else in order to receive their entitlement 		
from QPR6 (Jan-Mar 2017)			
<p> Issue QPR6-1: River Bank Protection Works Need Urgent Attention and Additional Resources</p>	<p>Some of these works are already foreseen and budgeted in Works Package 01, but additional BPW with estimated cost of about \$80m are reported to be needed in the four polders as well. This has been subdivided into two roughly equal groups – those that are essential and those that would be useful. An economic analysis should be undertaken to examine best options/ designs and value engineering done, source of funds to be arranged and procurement to proceed urgently.</p>	<p>RESOLVED. Revised length is 4.25 km. 4.15 km is completed. Rest 0.1 km need to complete as early as possible</p>	<p>Close monitoring is needed from DDCC&PMS</p>
<p> Issue QPR6-2: Engineer Needs to Deploy Additional Site Staff</p>	<p>With the signing of the works contract for Package W-02, the Engineer will need to deploy additional site staff in parallel with their mobilization. The DDCC&PMS Consultants have submitted a request for budget re-allocation for this purpose to the PMU.</p>	<p>RESOLVED</p>	<p>The DDCC&PMSC and PMU need to agree on the contractual aspects so that additional site staff can be deployed on time.</p>
from QPR5 (Oct-Dec 2016)			
<p> Issue QPR5-1: Specifications Need Heightened Attention - In Particular Specifications 9.1 to 9.5 Dewatering of Subsurface and Surface Water</p>	<p>A dewatering plan needs to be developed based on know-how of the local conditions. Properly executed pumping tests and relevant geo-technical survey would provide such know-how which is needed in a timely fashion. The DDCC&PMSC may need to provide added attention and assistance to the Contractor to ensure compliance with specifications and timely completion of the foundation and other works before the monsoon.</p>	<p>RESOLVED While the first sand piling activities produced flooding of the excavated foundation of DS 1 of Polder 35/3, the DDCC&PMSC has worked closely with the Package 01 Contractor to put in place a dewatering plan and also to undertake the needed surveys at all future DS sites.</p>	<p>To be monitored.</p>
<p>Issue QPR5-2: Better Planning to be Achieved in Work Program for Package 02</p>	<p>The DDCC&PMSC is to provide the Contractor with advice on time and equipment requirements of the aggregated work items. This information should form the basis for developing work break down structure and modular schedules for each of the BoQ items which could be aggregated as per the experiences under Works Package 01. Subsequently the Contractor is to subdivide</p>	<p>PARTIALLY RESOLVED Work Programme details submitted and reviewed by DDCC&PMSC.</p>	<p>Work breakdown structure for typical sections and items of work to be developed.</p>

Issues	Recommendation in brief	Status Update	Follow-up Actions
	works per polder into sections and develop work programs for each section. These sectional work programs would be aggregated to a realistic and final GCC 8.3 Programme. Next the work program should incorporate resettlement requirements and associated temporary hindrances. The work program should be prioritized accordingly and incorporating the schedules and risks of the resettlement program.		
 Issue QPR5-3: Embankment Seepage May Be Exacerbated by Adjacent Fish Ponds	The design should consider appropriate measures on the country side of the dyke if a pond has encroached near to the country side toe. This may include compaction and earthworks on the country side slope. In this way excessive seepage through the dyke is to be prevented.	RESOLVED No seepage found during later field visits.	1. May be investigated by DDSC&PMSC 2. DDSC&PMS has to supervise closely.
 Issue QPR5-4: Review and Timeliness of Afforestation	The DDSC&PMSC should review the afforestation needs (there seems to be a potentially useful additional site in the vicinity of the cyclone shelter of polder 33). The NGO responsible for the afforestation effort under the project should be contracted as soon as possible.	RESOLVED. Agreements have been signed with BFD in some districts in late 2018. Plantation is going on and BFD has given plan for 2019-20.	CQS method of procurement is being used to expedite procurement of NGOs. Afforestation is being cut from TOR of NGOs and shifted to BFD.
 Issue QPR5-5: Need for Project Implementation Manual / Updating and Completion of Method Statements	The contractor has provided a general description of methods on 22 April, 2016 but these do not reflect any re-survey. The method statement lists technical work steps but does not include aspects of measurements as basis for final billing. Further, method statements on dewatering, sand piling, sheet piling and other works have not yet been completed. The DDSC&PMSC should work with the Contractor to finalize method statements for the different works required. These statements should include methods of measurements as basis for billing and should identify work steps in a work break down structure. Overall method statements should be consolidated in a Contract specific (or overall) Project Implementation Manual.	PARTIALLY RESOLVED	
Issue QPR5-6: Micro-level Planning / Monitoring Requires Strengthening	Over time, micro-level planning in line with detailed work breakdown structures (WBS) would improve as experience would enhance knowledge of time requirements etc.	NO EVIDENCE	Contractors to prepare these plans with guidance of DDSC&PMS Consultants.
Issue QPR5-7: Early Prioritization of	Certain cases of LA are more complicated due to various reasons such as lack of official title.	RESOLVED	

Issues	Recommendation in brief	Status Update	Follow-up Actions
LA/Resettlement Concerns Is Needed	The Consultants should review the time and effort required for processing particular LA/resettlement concerns and give early attention to those which proved most difficult to resolve in the past for.	DDCS&PMS Consultant's RAP Team is adapting based on lessons, but a systematic review had not been provided.	
from QPR4 (Jul-Sep 2016)			
👍 Issue QPR4-1: Land Acquisition Cost Has Increased Dramatically	World Bank and GoB may consider and formally agree on the budget re-appropriation and financing to meet the increased land acquisition costs. The GoB has passed a law that compensation for land shall be at 3x market value, w.e.f. 01 July 2017. This will affect Package 02 cost.	RESOLVED The World Bank and GoB have agreed to re-structure CEIP-1 and provide the needed funds. RDPP approved.	Get approval for revised DPP and World Bank approval for restructuring that includes adequate resources for LA.
👍 Issue QPR4-2: Delay in Signing of Contract for Works Package 02	World Bank and GoB agree on way forward, given shortfall in land acquisition budget.	RESOLVED Notice of Award issued and contract signing proceeded with a proviso that full works on two polders will depend on obtaining LA financing.	
Issue QPR4-3: Relocation Planning and Assistance to be Improved	<ol style="list-style-type: none"> The DDSC&PMS Consultants (through their RAP team) should develop a tally of each and every PAH as to where they are moving, whether temporary or permanent, etc. and verify this information. PRAC should begin to function immediately and be given an orientation by DDSC&PMS Consultants and PMU's Senior Social Specialist as to their mandate and operation guidelines and some logistic support provided so they can execute their responsibilities. Make sure that the PRAC for Package 02 is operational before the resettlement process advances to relocation stage. DDSC&PMS Consultant and the PRACs should monitor and report any cases where squatters are having difficulty identifying a place to relocate. EPs to be informed in advance of the total estimated amount of compensation they are to receive under the entitlement framework specified by the RAP and not left to guess how much they will get until the day they receive their check. Such advance information would allow the EPs to know how much they have to work with when looking for a new place to live. Group relocation needs to come with civic amenities. 	<ol style="list-style-type: none"> RESOLVED RESOLVED Initially, Package 01 PRACs had convened, yet functionality had to be improved. RESOLVED RESOLVED. Initially, agreed but not YET IMPLEMENTED. PARTIALLY RESOLVED Group relocation area has been isolated due to access road in polder 32, 33, 35/1 in package 1 and 48 in Package 2, Partially RESOLVED as of 30 June 2022. 	<ol style="list-style-type: none"> To be followed going forward PRACs need to convene and some modest honorarium is required. To be followed going forward To be implemented by RAP Consultants and/or PMU and reported. DDCS&PMS to take action to achieve their civic amenities.

Issues	Recommendation in brief	Status Update	Follow-up Actions
Issue QPR4-4: Livelihood Restoration Program Needs Attention	There is no plan for the livelihood restoration program. The DDCS&PMSC should develop a training program and oversee its implementation. A needs assessment must be conducted of each PAH, taking into account their skills, resources, risk tolerance, desires and business/ livelihood opportunities at the sites/ locations where they are relocating. Then a relevant training program (having relevant tailored content, sequencing of a series of topics, and refresher trainings) must be developed and delivered with outcome-based targets. The training should commence prior to relocation and continue afterwards.	RESOLVED as of 30 June 2022 NOT RESOLVED as of 2019 Based on assessment survey for livelihood by DDCS&PMS, PMU has prepared report on livelihood restoration and submitted to World Bank for review. The finding is 5% EPs livelihood have gone downward. In principle, PMU has agreed to pay to the effected EPs.	DDCS&PMSC to report on the actions it is taking. The Consultants are responsible for implementing the RAP and, per their TOR, the RAP includes "...[an] implementation schedule including timelines for land acquisition milestones, relocation and livelihood restoration of PAPs.... " PMU to take action.
👍 Issue QPR4-5: PMU Team Needs Assistance	All the required PMU staff should be recruited.	RESOLVED as of 2021 13 of 14 individual consultants for PMU are in place. In addition, Deputy PD has been recruited.	
Issue QPR4-6: Environmental Monitoring Capability Must be Strengthened Further	<ol style="list-style-type: none"> 1. Environmental monitoring and mitigation training must involve a series of sessions. The training program must be developed and implemented without delay since the 2016/2017 construction season has commenced in late September. 2. As already recommended by the DDCS&PMS Consultants, the Contractor should appoint at least one Environmental Officer and polder-wise environmental monitors should be in place that carry no other responsibility. 	<ol style="list-style-type: none"> 1. RESOLVED The training program has not been laid out, though training is taking place. 2. PARTIALLY RESOLVED One Environmental Officer has been appointed, but the polder-wise environmental staff carry additional (non-environmental) duties. 	Training program (plan) to be outlined. Polder-level environmental staff to be monitored as to effectiveness. Though training is taking place which are on job but formal/ classroom-based training should be conducted both by the Environmental Specialists of DDCS&PMS Consultants & PMU.
Issue QPR4-7: Preparation of CEIP- Phase 2 Should Commence Soon Given the Serious Need	Since project preparation and appraisal takes a substantial amount of time and the need for embankment improvement in the coastal polders is apparent, it is recommended that the World Bank and GoB begin planning for the preparation of CEIP-2 as soon as practically possible.	1.RESOLVED The new Procurement Plan prepared in the quarter ending 31 March 2017 projects TOR preparation for August 2017. DDCS&PMS Consultants preparing	

Issues	Recommendation in brief	Status Update	Follow-up Actions
		background material for Phase 2. Consulting firm commenced services in 2021.	
from QPR3 (Apr-Jun 2016)			
<p>👍 Issue QPR3-1: Security is a Growing Concern</p>	<p>The security situation in Bangladesh has not directly affected the works or services as of this time, but judgment and caution must be exercised for any travel within the country. Signage at campsites may be made inconspicuous. Consultants and Contractors may wish to develop and put in place a security plan for their Dhaka staff and field staff.</p>	<p>RESOLVED for now, but CAUTION required. The Contractor has actually suggested they wish to avoid erecting certain signboards at campsites so that the presence of foreigners is not so conspicuous. PD has written to the police in the project area and they have standing orders to accompany staff to the field when requested. The building in Dhaka where the DDCS&PMSC hold office has been guarded by armed police since August 2016.</p>	<p>Security risks should continue to be monitored as they could constrain field activities of international staff. Police guards at the Dhaka office of the Consultants should be maintained through 2017.</p>
<p>👍 Issue QPR3-2: Equipment Mobilized on Contract W-01 is Inadequate</p>	<p>Given that the monsoon season precludes earthwork, the Contractor should use this season to fully equip its operation so that work can begin without delay and in earnest in October.</p>	<p>RESOLVED. UPDATE (30 Sep 2018): Due to the acceptance of the revised Work Program, the equipment in hand may well suffice.</p>	<p>If required, additional equipment should be procured or rented immediately.</p>
from QPR2 (Jan-Mar 2016)			
<p>👍 Issue QPR2-1: Overall Reporting System Needs Attention and Improvement</p>	<p>Reports should be submitted on time by all consultants, otherwise this consolidated report will be delayed or incomplete. It is essential that reports segregate current period accomplishments and activities from cumulative numbers and compare monthly/quarterly progress against monthly/quarterly plans. Explanations of deviations from plan should be provided.</p>	<p>RESOLVED. The M&E Consultants & PMU have provided guidance on content & presentation of reports and continue to work with the DDCS &PMS Consultants in a collegial manner. Report content continues to improve and is now at a very good standard.</p>	<p>DDCS &PMS Consultant reports have improved in segregating activities and accomplishments by quarter, showing plans, being more succinct and graphic. Timeliness has improved since 2019.</p>

Issues	Recommendation in brief	Status Update	Follow-up Actions
<p>👍 Issue QPR2-2: DPP (GoB Authorizing Document) and Loan Agreement Amount Requires Amendment</p>	<p>The project is now estimated to cost more than planned due to a number of reasons – higher land acquisition costs, additional bank protection works, additional consultancy costs, and increased taxes. Also, the USD/SDR exchange rate has changed resulting in a budget shortfall of at least \$27 million. A DPP revision should be prepared without delay capturing whatever changes are required utilizing savings from the elimination of package 03.</p>	<p>RESOLVED Final Revised DPP has been prepared and submitted to GoB in September 2020 that takes CEIP-1 through June 2022. It has been approved. Earlier, in September 2017, a proposal for DPP revision was prepared in and shared with the World Bank. It did not cover all cost increase areas, but focused on additional Bank Protection Works and increased Land Acquisition costs.</p>	
<p>👍 Issue QPR2-3: JVS on Polder 35/1 and Land Valuation in Package 01 Appears Stalled</p>	<p>BWDB may request the DC to give priority to completing (i) the compensation rates for non-titled PAPs and thus enable updating of the RAP, payment calculations and issuance of checks by the PD, and (ii) the JVS of Polder 35/1.</p>	<p>RESOLVED. JVS for remaining section of Polder 35/1 completed in September 2016.</p>	
<p>👍 Issue QPR2-4: There may not be a consistently systematic approach to document processing and control</p>	<p>Each survey or technical report needs submission through a formal process. Copy should be provided to IPOE and the M&E Consultant. A table of reports and review status should be provided by the DDCS&PMS Consultants every quarter.</p>	<p>ESSENTIALLY RESOLVED. Improvement is noted as technical reports are generally being submitted to PMU and M&E Consultant. A table of reports is being provided by DDCS&PMSC.</p>	<p>DDCS&PMSC will consistently follow the recommendation.</p>
<p>👍 Issue QPR2-5: Measure of physical progress needs to be developed</p>	<p>Currently, the S-curve presented in the DDCS&PMSC reports shows cumulative physical progress (actual versus planned) only in financial terms. De facto, this will always show physical progress ahead of financial disbursement and will not provide any alert as to potential cost overrun. A weighting of physical progress is required, building up from the BOQ elements and not directly related to the cost of these items. The DDCS&PMS Consultants to propose an approach and meet with PMU and M&E Consultants to discuss and finalize.</p>	<p>RESOLVED. DDCS&PMS Consultant has prepared and adopted a percent progress formula for embankment works that is based on physical works.</p>	<p>DDCS&PMSC to propose methodology and organize a meeting with PMU, IPOE and M&E to finalize the weighting of physical elements of the works.</p>
<p>Issue QPR2-6: Environmental Concerns may need attention –</p>	<p>DDCS&PMSC to study the question and inform their plans for satisfying the requirement for free passage of migrating fishes from three perspectives – 1) physical design; 2)</p>	<p>RESOLVED. M&E Consultants met with the Fisheries Expert of DDCS&PMSC</p>	<p>DDCS&PMSC to explain options and make their recommendations</p>

Issues	Recommendation in brief	Status Update	Follow-up Actions
mitigation for fish migration	construction work methods; 3) hydraulic structure operation guidelines. In addition, the question must be answered as to who (what agency) will practically ensure (and how) that fish spawning needs are looked after in the operational planning and decision-making with respect to water control structure operation.	to elaborate the concern and provide guidance.	to PMU. DDCS&PMSC and PMU to monitor the fish migration issues with the relevant structures from design level to construction level.
Issue QPR2-7: Periodic Environmental Reports Required	DDCS&PMS Consultants to prepare Environmental Compliance Monitoring Reports and quarterly, semi-annual and annual environmental reports. PMU to provide guidance on the content and format of these reports.	RESOLVED. PMU, M&E Consultants and World Bank have provided some guidance on the content of various environmental reports.	
Issue QPR2-8: Recently Procured Project Vehicles Have Not Been Assigned to the Field	It is observed that none of the 11 project vehicles recently procured by PMU and delivered to the project have been allocated to the field. While currently the vehicles provided by the Contractor for PMU field staff appear to be adequate, the works have barely gotten underway. Procurement of a few more vehicles is planned and it is recommended these vehicles be made available to the implementation staff in the field offices as the field work will soon intensify.	RESOLVED. Vehicle availability is assured. PMU in the field has been provided with 2 vehicles by the Contractor for Package 01, so there is sufficient transport available for the time being.	
Issue QPR2-9: Construction Supervision Systems to be Strengthened	Given the transition from Survey and Design Phase to Construction Supervision Phase, Construction Supervision Management Systems need to be put into place (or strengthened), including Quality Assurance System, Contract Supervision and Management, Daily Site Reporting Formats, Safety Manual, Safety training, Registration Formats for all Workers and ID system, Billing Formats and Procedures, Variation Management and Procedures, and training of DDCS& PMSC site supervisors and Contractor's Site Construction Managers, etc.	RESOLVED. DDCS&PMS Consultants continued to elaborate and improve their systems.	DDCS&PMS Consultants will report on the status of their systems by system element in their monthly and quarterly reports.
Issue QPR2-10: Capacity Building and Independent Advice Needed for PMU/BWDB in FIDIC and Contract/Claims Management	The PMU staff, and BWDB more generally, are not conversant with FIDIC Conditions of Contract, Contract Management and Claims Avoidance/ Management. While Consultants have been hired to serve as Engineer, the Owner needs to understand the roles, authorities and responsibilities of each party in order to effectively manage the Project. Training may be provided and would be of great use given the upcoming award of two additional large construction contracts under CEIP-1. Currently, the PMU has no in-house	PARTIALLY RESOLVED. The World Bank, during its June 2016 mission, signaled its willingness to consider whatever support PMU might need. The WB provided an experience-sharing opportunity in the first week of October 2016 for the PD CEIP-1 with	PD to decide on appropriate option to pursue in consultation with the BWDB, Ministry and then World Bank.

Issues	Recommendation in brief	Status Update	Follow-up Actions
	<p>expertise for advice on contract issues.</p> <p>With respect to advice on contract issues, the PMU should recruit an independent specialist for this purpose.</p>	<p>other PDs. Another FIDIC overview was offered by the WB in April 2018.</p> <p>The DDSC&PMSC who also has the responsibility to provide project management support to the Client may be tapped for some capacity building on-the-job. The M&E Consultants could provide such expertise, with an amendment to the ToR and resources.</p>	
<p>from QPR1 (Oct-Dec 2015)</p>			
<p>Issue QPR1-1: Physical Progress on Works Package W-01 is in danger of being delayed.</p>	<p>i. Contractor to hire equipment until their own equipment is available.</p> <p>ii. Administration of the works would best be managed polder-wise, meaning that a deputy PM or someone in authority should be posted at each polder to permit simultaneous works in four polders.</p>	<p>i. RESOLVED ii. RESOLVED</p> <p>i. The Contractor complied after delay and only after replacement of the PM. ii. Complied</p>	<p>DDCS&PMSC should continue to review adequacy of equipment available at site especially for Works Package 2.</p>
<p>Issue QPR1-2: Contractor for Works Package W-01 has a limited ability to communicate due to language barrier.</p>	<p>i. Contractor should bring in additional bilingual (Chinese-English) staff or make interpreters available.</p> <p>ii. The Contractor may also bring in a qualified Bengali sub-contractor to assist not only with works, but with communication and cultural understanding.</p>	<p>i. RESOLVED ii. RESOLVED</p> <p>i. Contractor has appointed interpreters to serve on each of the four polders. ii. Contractor has hired a Bangladeshi sub-contractor.</p>	<p>Consider requiring communication as an explicit part of bid requirement for Package 03.</p>
<p>Issue QPR1-3: Procurement of Works Contractors by ICB has failed to attract broad international interest</p>	<p>i. For future packages, the Pre-Qualification criteria should be reviewed and possibly adjusted (for example, to better specify the meaning of experience in similar projects to include physical, logistic and complexity aspects relevant to the Bangladesh coastal zone) and past performance references should be checked.</p> <p>ii. Exceptionally low-priced bids should be eliminated from consideration.</p> <p>iii. Consider the option of issuing bid packages of 2-3 polders each for the remaining works.</p>	<p>i. RESOLVED. ii. RESOLVED iii. RESOLVED.</p> <p>i. DDSC&PMSC have agreed to review for Package 3 works. ii. It was not be possible under procurement rules. iii. Discussed with World Bank and declined.</p>	<p>Procurement completed for all packages.</p>
<p>Issue QPR1-4: LAP and RAP and the compensation payments must be expedited so that work sites can be</p>	<p>i. Appointment of PAVC members must be completed quickly.</p> <p>ii. PAVC must finalize the compensation rates for various types of losses without delay.</p>	<p>i. RESOLVED FOR PKG 01 and PKG 02 ii. RESOLVED FOR PKG 01 and most of PKG 02 iii. RESOLVED as of 30 June 2022</p>	<p>PAVC members for Package 02 may be appointed and begin their work without delay.</p>

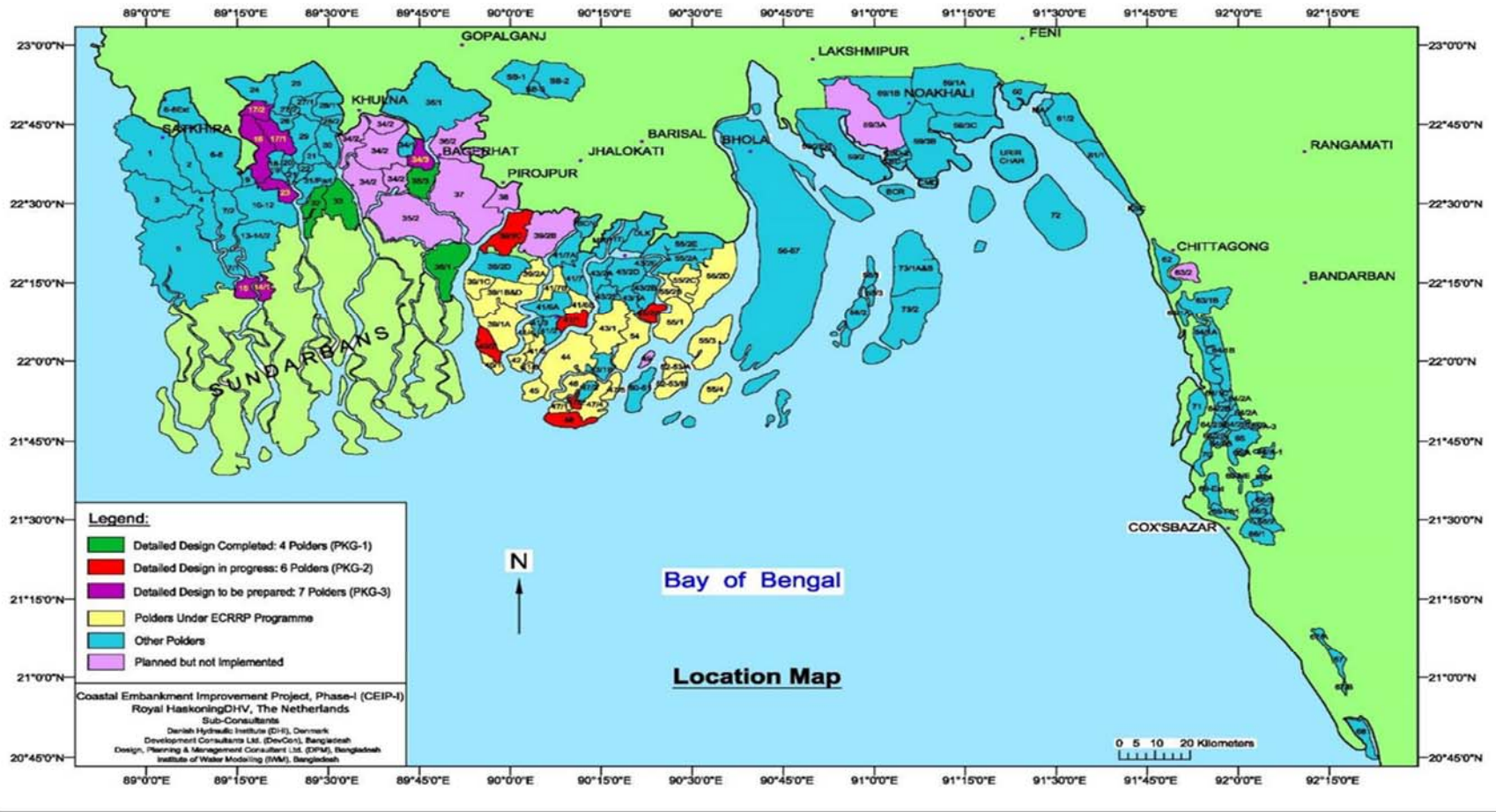
Issues	Recommendation in brief	Status Update	Follow-up Actions
<p>handed over to the Contractor</p>	<p>iii. Handing over of the sites to the contractor should be done in sections as areas become fully unencumbered.</p> <p>The DDCS&PMSC/RAP Consultants will have to maintain a calendar projecting when certain sections of the embankments will be free of hindrances to allow the Contractor to plan their works.</p>	<p>RAP – PKG 01: Done LAP – PKG 01: Proper document of EPs payment done. RAP –PKG 2: Progress satisfactory LAP – PKG 2: Work in progress i. PAVC appointed for Package 01 in December 2015 and for Package 02 in 2017. ii. Rates for various assets set by PAVC. Land valuations are now done for Package 01 and for 4 polders of Pkg 02. iii. M&E Consultant has requested DSC for a detailed risk assessment approach. Accordingly, they have prepared a section-wise approach to construction planning. The DDCS &PMSC are to provide LA requirement details for each of the works items separately so as to better assess risks.</p> <p>IN PROGRESS Due to erosion in some places, new land must be acquired for retired embankments of Package 01. It will be a challenge to handover these 14.5 hectares of land to the contractor because compensation will have to be paid by DC office.</p>	<p>System for tracking unencumbered sections by way of a calendar yet to be developed. DDCS&PMS to take immediate action to achieve the target and PMU may follow up to DC office to get land before beginning of dry season 2019/20.</p>
<p>Issue QPR1-5: Recruitment of NGOs and Additional PMU Staff is to be phased in during the next two quarters</p>	<p>PMU to develop a time-bound plan for procurement/ recruitment of these consultants and services – e.g., IPOE, Afforestation/WMO NGO, Specialists for PMU field offices, FIDIC/Contracts Specialist, etc.</p>	<p>RESOLVED Recruitment and procurement process had taken much time. 13 of 14 individual consultants have been recruited. Deputy PD position vacant.</p>	
<p>Issue QPR1-6:</p>		<p>RESOLVED</p>	

Issues	Recommendation in brief	Status Update	Follow-up Actions
<p>The M&E Consultants will be required to expend additional resources given the need for multiple baselines and large sample required</p>	<p>The M&E Consultants to prepare a detailed justification for the additional resources required and submit to BWDB and World Bank for approval.</p>	<p>A preliminary draft justification has been shared with PMU, followed by a proposal. Finally, the M&E Consultants have managed to meet requirements within existing budget.</p>	
<p>Issue QPR1-7: Reporting Formats of implementing partners do not consistently provide needed information</p>	<p>M&E Consultant will continue to work with the other consultants to develop a clear format for the reporting of all project inputs, processes and outputs.</p>	<p>ESSENTIALLY RESOLVED DDCS&PMSC have substantially and progressively improved their monthly progress reporting over time.</p>	

ANNEXES

- Annex 1 : Map of the Project Area
- Annex 2 : Basic Characteristics of the Project Area
- Annex 3 : Overview of PMU Staff
- Annex 4 : Budget and Disbursements
- Annex 5 : Procurement Status and Plans
- Annex 6 : GAAP Report
- Annex 7 : Key Performance Indicators and Targets as per PAD/DPP

Annex 1 Map of the Project Area



Annex 2: Basic Characteristics of the Project Polders as per PAD

Sl No.	Polder No./ Polder Name	Location Thana	District	Gross Protected Area (HA)	Cultivable area (Ha)	Existing Project Feature				Av. Existing level of Embankment (m PWD)	Polder Population (2013)
						Embkt. (km)	Regulator (No)	Flushing Inlet (No)	Drainage Channel (km)		
1	14/1	Koyara	Khulna	2,933	2,350	30.50	4	-	30	3.75	20,578
2	15	Symnagor	Satkira	3,441	2,925	30.78	5	-	40	4.00	31,788
3	16	Paikgacha, Tala, Dumuria	Satkira, Khulna	10,445	8,102	45.00	12	31	21	3.00	118,616
4	17/1	Dumuria	Khulna	5,020	4,000	38.50	11	0	43	3.50	23,919
5	17/2	Dumuria	Khulna	3,400	2,700	11.00	6	0	21	3.50	34,070
6	23	Paikgacha	Khulna	5,910	4,872	37.00	11	39	36	3.30	23,888
7	32	Dacope	Khulna	8,097	6,500	49.50	16	35	45	3.75	38,397
8	33	Dacope	Khulna	8,600	7,600	52.50	13	19	100	3.80	62,305
9	34/3	Bagerhat	Bagerhat	3,656	2,930	16.75	3	6	35	2.80	65,399
10	35/1	Sharankhola, Morelgonj	Bagerhat	13,058	10,700	62.50	14	25	56	4.35	99,182
11	35/3	Bagerhat Sadar, Rampal	Bagerhat	6,790	5,090	40.05	4	11	75	2.70	31,075
12	39/2C	Matbaria, Bhandaria	Pirojpur	10,748	8,500	59.25	-	4	57	2.50	84,853
13	40/2	Pathargatha	Barguna	4,453	3,300	35.58	12	21	50	4.30	41,317
14	41/1	Barguna Sadar	Barguna	4,048	3,440	33.81	6	28	84	4.00	41,051
15	43/2C	Galachipa	Patuakhali	2,753	2,000	25.70	6	16	24	4.00	14,851
16	47/2	Kalapara	Patuakhali	2,065	1,850	17.55	3	6	30	4.25	5,411
17	48	Kalapara	Patuakhali	5,400	3,715	37.88	8	3	45	5.30	26,260
				100,817	80,574	624	134	244	792		762,960

Source: Project Appraisal Document 2013

Annex 3: Overview of PMU Staff

PMU Office Mobilization & Contact Numbers

PABX-9899320,

9899373

Fax: +88-02-9899325

PMU Staff

SI	Designation	Name of Persons	First Mobilization Date	Mobile Number
1	Project Director	Syed Hasan Imam, PEng.	January 2021	01720 - 015064
	Project Director	Dr. Md. Mizanur Rahman	February 2020	
	Project Director	Mr. Akhil Kumar Biswas	20 Jan 2020	01716-362472
	Project Director	Mr. Md. Habibur Rahman	29 Jan 2018	01745-650854
	Project Director	Mr. Md. Delwar Hossain	09 Feb 2016	01745-650854
	Project Director (former)	Mr. Md. Sarafat Hossain Khan	Nov 2013	01715-038519
2	Deputy Project Director			
5	Executive Engineer	Mohammad Samiul Hoque		0172-6233262
	Project Manager/Executive Engineer Khulna	Mr. Md. Abdul Hannan	Vacant	01712-101250
6	Project Manager/Executive Engineer Bagerhat	Mr. Mashiur Rahman	Apr-Jun 2017	
7	Deputy Director (Accounts)	A.M.M Farid Uddin Chowdhury		01711-370421
	Additional Director (Account)	Mr. Md. Kabir Ahmed		01712-062333
8	Deputy Director (Audit)	Vacant		
	Sub Divisional Engineer (former)	Mr. Md. Safiqul Islam Sheikh		01734-601836
	Sub Divisional Engineer (former)	Mr. Md. Rezaul Karim		01868-555198
	Sub Divisional Engineer	Mr. Md. Abdullah Al Mamun		01727-002788 01715-145975
9	Assistant Engineer	Md. Salauddin		+88-029899373
	Assistant Engineer	Mr. Md. Samiul Hoque	01 Feb 16	0172-6233262
10	Assistant Engineer	Mr. Md. Mustafizur Rahman	10 Nov 16	0171-5418687
11	Sub Assistant Engineer	Md. Moyez Uddin		
	Sub Assistant Engineer (former)	Mr. Biplob Kumar Gun		01715-007621
12	Sub Assistant Engineer	Mr. Md. Kabirul Islam	16 Feb 14	01711-943281
13	Accountant	Mr. Md. Badarudduza	24 Mar 14	0174-9044491
14	Cashier	Mr. Md. Kajal Hawlader	27 Aug 15	0181-6223451
	Secretary	Ayesha Salam		01816-365597
15	Account Assistant	Mr. Swapan Kumar Sarker		-
16	Office Assistant Cum Computer	Md Bellal Hossain		+88-029899373
17	Office Assistant Cum Computer	Md. Jakaria Islam		-
18	Driver	Md. Rashedul Islam Rashed		-
19	Driver	Anup sewli		-
20	Driver	Md. Sumon		-
21	M.L.S.S	Md. Mohiuddin		-
22	M.L.S.S	Shimul Islam		-
23	M.L.S.S	Md. Azad Ali		-
24	M.L.S.S	Md. Alhaj Sheikh		-
	IPoE	Dr. Ainun Nishat	23 Mar 15	04478-444093 01819-228245

Coastal Embankment Improvement Project, Phase I (CEIP-I)

SI	Designation	Name of Persons	First Mobilization Date	Mobile Number
1.	Procurement Specialist	Mr. A.K.M Bodruddoza	21 Nov 13	01718-666946
2.	Procurement Panel Chairman (International 1)	Mr. Narayan Sharma	25 Nov 13	
3.	Procurement Panel Expert (International 2)	Mr. I.A Khan Daniel Thirion	01 Apr 15 13 Apr 13	
4.	Procurement Panel Expert (National)	Mr. Aminul Haque	25 Nov 13	01966-464646
5.	Sr. Revenue Specialist	Mr. M. A. Saleque	12 Aug 14	01199-001112
6.	Sr. Social Specialist	Mr. Mustafizur Rahman	07 Aug 17	
7.	Sr. Social Specialist	Mr. Hasanur Rahman	02 Oct 14	01712-780176
8.	Financial Management Spec.	Mr. Michael Gomes	24 Apr 17	
9.	Financial Management Spec. (former)	Mr. Nasser Ahmed	02 Mar 15	01924-274567
10.	Sr. Environmental Specialist	Dr. Ashadul Alam	13 Apr 15	01747-215770
11.	Environmental Specialist (Field)	Dr. Md. Towhidul Islam	29 Oct 2017	01911-493918
12.	Sr. Forestry Specialist	Mr. Md. Akbar Hossain	Jul 17	01711-543475
13.	IPoE Social Expert	Dr. Hafiza Khatun	Jul 2017	0177-7817001
14.	IPoE Panelists (3)	Vacant		
15.	Communication Officer	Kamal Najmus Salehin	Jul 2018	

Coastal Embankment Improvement Project, Phase 1 (CEIP-1)

Annex 4 Project Input: Budget and Disbursements- June 2023

Annex 4.1: Financial Progress (Expenditures) – Capital Component of the 4th Quarter of the FY(2022-2023) [April-June 2023]

All BDT in Lakh
Taka ("00,000")

Major items of action	Total Project		Planned for the current FY	Progress							Achieved (%) against	
	BDT	US\$		Cumulative up to Last FY	Q-1	Q-2	Q-3	Q-4	Current FY	Cumulative up to this Qtr.	Year's Plan	Project Target
					BDT	BDT	BDT	BDT	BDT		BDT	%
1. Acquisition of Assets												
1. a Equipment and goods under Comp. B, C, D (6800)	1,074.60	13,60,253	30.00	762.44	-	0.38	-	38.97	39.35	801.79	131.17%	74.61%
1. b Afforestation	3,280.00	41,51,899	800.00	1,800.00	200.00	-	100.00	250.00	550.00	2,350.00	68.75%	71.65%
2. Acquisition/Purchase of Land												
2. a Acquisition of Land (544.16 ha)	35,866.70	4,54,00,886	2,300.00	28,832.57	-	14.66	0.80	4,773.12	4,788.58	33,621.15	208.20%	93.74%
3. Works Contract Packages 1 to 3												
3. a Construction & Re-constructions of Drainage Structures (7041)	29,052.33	3,67,75,101	8,000.00	16,800.00	-	-	-	4,000.00	4,000.00	20,800.00	50.00%	71.59%
3. b Others (7081)	1,83,445.39	23,22,09,354	15,870.00	1,26,842.83	708.68	2,114.55	6,041.81	5,952.23	14,817.27	1,41,660.10	93.37%	77.22%
4. CD & SD	20.00	25,316	-	-	-	-	-	-	-	-	-	-
Sub-total Capital Component	2,52,739.02	31,99,22,809	27,000.00	1,75,037.83	908.68	2,129.59	6,142.61	15,014.32	24,195.20	1,99,233.03	89.612%	78.83%

Source: IMED-05 report June 2023 of CEIP-I

Coastal Embankment Improvement Project, Phase I (CEIP-I)

Annex 4.2 Financial Progress (Expenditures) – Revenue Component of the 4th Quarter of the FY(2022-2023) [Apr-Jun 2023]

All BDT in Lakh Taka ("00,000)

Major items of action	Total Project		Planned for the current FY	Progress / Achievement							Achieved (%) against		
				Cumulative up to Last FY	Q-1	Q-2	Q-3	Q-4	Curren t FY	Cumulat ive up to this Qtr	Year' s Plan	Project Target	
	BDT	US\$	BDT	BDT	BDT	BDT	BDT	BDT	BDT	BDT	%	%	
1. Implementation of SAP and EMP													
1. a Resettlement / Compensation Payments other than Land Acquisition	12,700.00	1,60,75,949	1000.00	10,408.32	-	3.86	91.54	604.20	699.60	11,107.92	69.96%	87.46%	
1. b Consultancy service to implement (a) Social afforestation;(6) social action plan (incl. setting up WMOs)	1,987.21	25,15,456	300.00	1,374.23	-	-	18.59	113.14	131.72	1,505.95	43.91%	75.78%	
2. Construction Supervision, M&E, Delta Monitoring													
2. a Consultancy Services for Construction Supervision & Detailed Engineering Design of remaining 12 Polder under CEIP, Phase-1	17,987.94	2,27,69,544	1847.00	15,430.06	-	-	1,138.33	1,160.74	2,299.07	17,729.13	124.48%	98.56%	
2. b Third Party Monitoring & Evaluation (M&E) of overall project implementation. RAP & EMP	3,479.77	44,04,772	500.00	2,822.15	94.74	92.81	99.35	279.09	565.99	3,388.14	113.20%	97.37%	
2. c Consultancy Service for Long term monitoring, research of Bangladesh Coastal Zone	12,792.03	1,61,92,443	2000.00	8,561.67	-	691.80	239.84	1,387.72	2,319.36	10,881.03	115.97%	85.06%	
3. Project Management, TA, Training, Strategic Studies													
3. a Project management support and audits	5,329.14	67,45,747	340.00	3,360.36	34.75	107.12	68.57	108.65	319.09	3,679.45	93.85%	69.04%	
3. b Consultancy Services for Institutional Capacity building, technical assistance and training to BWDB personnel	100.00	1,26,582	0.00	-	-	-	-	-	-	-	-	-	
3. c Consultancy Services for Feasibility studies and preparation of design for the following Phases of CEIP	4,323.64	54,72,962	2000.00	1,631.38	-	-	692.37	939.01	1,631.38	3,262.76	81.57%	-	
4. Overseas Training	500.00	6,32,911	10.00	302.20						302.20	-	60.44%	
5. Honorarium/fees/Remuneration	35.00	44,304	3.00	31.67	1.02	1.08	2.14	6.39	10.63	42.30	354%	120.86%	
Sub-total Revenue Component	59,234.73	7,49,80,670	8,000.00	43,922.05	130.51	896.67	2,350.72	4,598.94	7,976.84	51,898.89	99.71%	87.62%	

Source: IMED-05 report June 2023 of CEIP-I

SHELADIA (USA) / BETS (Bangladesh)

Annual Progress Report 2022-2023 and Quarterly Progress Report No. 31 –April-June 2023

Annex 5 Project Input Procurement Status and Plans

Annex 5.1 Project Input Procurement Status and Plans – Services

At present there are 56 procurement items of service categories (**Packages**). Among them, 11 (eleven) consulting services **has been planned** to be contracted through firms and 45 consulting services would be recruited through individual consultant. “Procurement progress tracking” is discussed below separately: - firms and Individual Consultant (IC).

Consulting Service through Firm: Out of 11, **nine (9)** were contracted out and services are going on. **The procurement of the services under Package No. CEIP-1/D3/S23 is ongoing. Package No. CEIP-1/D2/S22 would not be required.** Detail procurement process statistics are shown in the Tables 5.1a.

Recruitment of Individual Consultant (IC): The recruitment of **23 (twenty three) Individual Consultants (IC) in different positions** is being managed through 45 contract packages. Services of **27 (twenty seven) Packages** have been completed. Procurement process of **3 Packages** was cancelled. **4 Packages (Package No..CEIP-1/D1/S17, Package No..CEIP-1/D1/S18, Package CEIP-1/D1/S24 and CEIP-1/D1/S25)** have been dropped. Recruiting of **1 package** is under process. Detailed procurement process statistics are shown in Table 5.1b.

Note: Amounts shown below in USD converted as follows: 1 USD = 79 BDT and 1 Euro = 94.34 BDT.

Coastal Embankment Improvement Project, Phase I (CEIP-I)

Table 5.1a: Procurement Process Tracking Report Consulting Services (Firms) as on 30 June 2023

A. Serial number 1 Package (CEIP-1/A2 & B1/S01) has been divided in 5 Sub-Packages and Procurement Method has been changed from QCBS to CQS (Selection Based of Consultant's Qualification). Details status of procurement of those sub-packages of Package 1 are as Follows:

SI	1									
	1a		1b		1c		1d		1e	
Description of Services	Consultancy service to Implement (a) Social action plan (incl. setting up WMOs) (b) Social afforestation and c) Integrated Pest Management Plan		Consultancy service to Implement (a) Social action plan (incl. setting up WMOs) (b) Social afforestation and c) Integrated Pest Management Plan		Consultancy service to Implement (a) Social action plan (incl. setting up WMOs) (b) Social afforestation and c) Integrated Pest Management Plan		Consultancy service to Implement (a) Social action plan (incl. setting up WMOs) (b) Social afforestation and c) Integrated Pest Management Plan		Consultancy service to Implement (a) Social action plan (incl. setting up WMOs) (b) Social afforestation and c) Integrated Pest Management Plan	
Package No	CEIP-1/A2 & B1/S1-A		CEIP-1/ B2,B3 & C1/S1-B		CEIP-1/ C2/S1-C		CEIP-1/ C3/S1-D		CEIP-1/ D2/S1-E	
Reference #	CEIP-1/A2 & B1/S1-A		CEIP-1/ B2,B3 & C1/S1-B		CEIP-1/ C2/S1-C		CEIP-1/ C3/S1-D		CEIP-1/ D2/S1-E	
Location / District	Khulna		Bagerhat		Pirojpur		Barguna		Patuakhali	
P.P. - Executing Agency:	2014-1-BWDB-BWDB		2014-1-BWDB-BWDB		2014-1-BWDB-BWDB		2014-1-BWDB-BWDB		2014-1-BWDB-BWDB	
Method:	CQS (Consultant Qualifications Selection)		CQS (Consultant Qualifications Selection)		CQS (Consultant Qualifications Selection)		CQS (Consultant Qualifications Selection)		CQS (Consultant Qualifications Selection)	
Estimated / Actual	Estimated	Actual	Estimated	Actual	Estimated	Actual	Estimated	Actual	Estimated	Actual
Amount in US\$	531,232		619,489		459,287		457,830		398,992	
Preparation of ToR	21-Aug-17	21-Aug-17	21-Aug-17	21-Aug-17	21-Aug-17	21-Aug-17	21-Aug-17	21-Aug-17	21-Aug-17	21-Aug-17
NOL on ToR & REoI	24-Aug-17	24-Aug-17	24-Aug-17	24-Aug-17	24-Aug-17	24-Aug-17	24-Aug-17	24-Aug-17	24-Aug-17	24-Aug-17
Approval on TOR and REOI	30-Aug-17	24-Sep-17	30-Aug-17	24-Sep-17	30-Aug-17	24-Sep-17	30-Aug-17	24-Sep-17	30-Aug-17	24-Sep-17
List of NGO from DC	14-Sep-17	02-Nov-17	14-Sep-17	12-Nov-17	14-Sep-17	04-Dec-17	14-Sep-17	01-Nov-17	14-Sep-17	03-Jan-18
Receipt of REoI	01-Oct-17	22-Nov-17	01-Oct-17	27-Dec-17	01-Oct-17	27-Dec-17	01-Oct-17	22-Oct-17	01-Oct-17	
Evaluation of EOI and Approval	31-Oct-17	Completed	31-Oct-17	Completed	31-Oct-17	Completed	31-Oct-17	18-Dec-18	31-Oct-17	18-Dec-18
Receive of Combined Proposal from 1 st ranked NGO	07-Nov-17	RFP was issued and last date of proposal submission is 16-Aug-18.	07-Nov-17	RFP was issued and last date of proposal submission is 16-Aug-18	07-Nov-17	RFP was issued and last date of proposal submission is 16-Aug-18 See remarks	07-Nov-17	RFP was issued and last date of proposal submission is 02-Feb-19	07-Nov-17	RFP was issued and last date of proposal submission is 02-Feb-19

Coastal Embankment Improvement Project, Phase I (CEIP-I)

SI	1									
	1a		1b		1c		1d		1e	
Description of Services	Consultancy service to Implement (a) Social action plan (incl. setting up WMOs) (b) Social afforestation and c) Integrated Pest Management Plan		Consultancy service to Implement (a) Social action plan (incl. setting up WMOs) (b) Social afforestation and c) Integrated Pest Management Plan		Consultancy service to Implement (a) Social action plan (incl. setting up WMOs) (b) Social afforestation and c) Integrated Pest Management Plan		Consultancy service to Implement (a) Social action plan (incl. setting up WMOs) (b) Social afforestation and c) Integrated Pest Management Plan		Consultancy service to Implement (a) Social action plan (incl. setting up WMOs) (b) Social afforestation and c) Integrated Pest Management Plan	
Negotiation	28-Nov-17	29-Oct-18 11-Nov-18	28-Nov-17	25-Oct-18	28-Nov-17	19-Nov-18	28-Nov-17	27-Mar-19	28-Nov-17	27-Mar-19
Notification of Intention of Award										
Contract Signature Date		24-Feb-19		24-Feb-19		24-Feb-19		2 May 2019		2 May 2019
Total days of Process (Bid Opening to Contract Signing Date)		192 days		192 days		192 days		259 days		259 days
Commencement of Services		18 Mar 19		18 Mar 19		18 Mar 19				
End of Contract (Completed)										

Coastal Embankment Improvement Project, Phase I (CEIP-I)

SI	1				
	1a	1b	1c	1d	1e
Description of Services	Consultancy service to Implement (a) Social action plan (incl. setting up WMOs) (b) Social afforestation and c) Integrated Pest Management Plan	Consultancy service to Implement (a) Social action plan (incl. setting up WMOs) (b) Social afforestation and c) Integrated Pest Management Plan	Consultancy service to Implement (a) Social action plan (incl. setting up WMOs) (b) Social afforestation and c) Integrated Pest Management Plan	Consultancy service to Implement (a) Social action plan (incl. setting up WMOs) (b) Social afforestation and c) Integrated Pest Management Plan	Consultancy service to Implement (a) Social action plan (incl. setting up WMOs) (b) Social afforestation and c) Integrated Pest Management Plan
Remarks	<p>1st Negotiation Meeting was held on 29 October 2018. 2nd one was held on 18 November 2018. Negotiation was successful. Purchase Proposal was sent to Ministry on 27 December 2018 for approval.</p> <p>Contract signed on February 24, 2019. The Consultant has commenced the services from March 18, 2019.</p>	<p>1st Negotiation Meeting was held on 29 October 2018. 2nd was held on 18 November 2018. Negotiation was successful. Purchase Proposal was sent to Ministry on 27 December 2018 for approval.</p> <p>Contract signed on February 24, 2019. The Consultant has commenced the services from March 18, 2019.</p>	<p>RFP was issued to the 1st ranked NGO. The last date of submission of proposal was 16-Aug-18.</p> <p>The 1st rank NGO didn't submit the Proposals. So, 2nd rank NGO was issued with the RFP on 25-09-18 with deadline for submission up to 21-10-18. The 2nd rank NGO submitted Proposals. Technical Proposal was evaluated and the TER was sent to Board on 31-10-2018 for approval.</p> <p>TER approved by DG, BWDB and subsequently negotiation was carried out by TEC with the 2nd rank NGO on 18-12-2018. Negotiation was successful. Financial Report and Draft Contract have been submitted to Board on 27 December 2018.</p> <p>Contract signed on February 24, 2019. The Consultant has commenced the services from March 18, 2019.</p>	<p>Only 2 (two) Eols were received. As per World Bank's Guidelines for Procurement of Consultants, PEC recommended for cancellation of the existing process and to go for fresh invitation of REol after obtaining additional list of effectual NGOs from DC, Barguna.. The NGOs that had submitted Eols would be eligible for submission of fresh REol.</p> <p>Additional list of NGOs was received from DC, Borguna. REols were issued to the listed NGOs on 23-10-2018 with deadline for submission of Eol is up to 15 November 2018. Within the deadline 4 (four) Eols were received. Eols were evaluated by the PEC on 18 December 2018. Evaluation Report along with the Draft RFP has been submitted to Board on 27 December 2018 for approval.</p> <p>Draft Contract signed on 08 April, 2019.</p> <p>Contract signed on 02, May 2019. The Consultant commenced the services on 12 May 2019</p>	<p>List of effective NGO received from DC Patuakhali but it contains only one (1) NGO. The DC Patuakhali was requested on 07 February 2018, to furnish required numbers of effective NGOs, but yet to be received.</p> <p>List of effectual NGOs was received from DC, Patuakhali.</p> <p>REol was issued to the listed NGOs on 16-10-2018 with deadline for submission of Eol up to 08 November 2018. 4 (four) Nos. Eol were received within the deadline. Eols were evaluated by the PEC on 18 December 2018. Evaluation Report along with the Draft RFP has been submitted to Board on 27 December 2018 for approval. Draft Contract signed on 08 April, 2019.</p> <p>Contract signed on 02, May 2019. The Consultant commenced the services on 12 May 2019.</p>

Coastal Embankment Improvement Project, Phase I (CEIP-I)

B. Details status of procurement of other Packages (Consulting Services - Firm) are as Follows:

SI	2		3		4		5		6		7	
Description of Services	Consultancy Services for a) Construction Supervision & Detailed Engineering Design for remaining Polders, b) Preparation of EIA of remaining Polders and c) RAP		Third Party Monitoring & Evaluation (M&E) of overall project implementation, RAP, EIA and EMP		Consultancy Services for Long Term a Monitoring, Research and Analysis of Bangladesh Coastal Zone.		Consultancy Services for Institutional Capacity building, technical assistance and training to BWDB personnel		Consultancy Services for Feasibility studies and preparation of design for the following Phases of CEIP		Consultancy Services for conducting Internal Audit of CEIP-1	
Package No	CEIP-1/ B2,B3 & C1/S02		CEIP-1/ C2/S03		CEIP-1/ C3/S04		CEIP-1/ D2/S22		CEIP-1/ D3/S23		CEIP-1/ D1/S26	
Reference #	CEIP-1-6-SBC-CF-CEIP-1/ B2,B3 & C1/S02		CEIP-1-7-SBC-CF-CEIP-1/ C2/S03		CEIP-1-42--CF-CEIP-1/ C3/S04		CEIP-1-40-SBC-CF-CEIP-1/D2/S22		CEIP-1-41-SBC-CF-CEIP-1/D3/S23		CEIP-1/S26	
Location / District	Dhaka		Dhaka		Dhaka		Dhaka		Dhaka		Dhaka	
P.P. - Executing Agency:	2014-1-BWDB-BWDB		2014-1-BWDB-BWDB		2014-1-BWDB-BWDB		2014-1-BWDB-BWDB		2014-1-BWDB-BWDB		2014-1-BWDB-BWDB	
Method:	QBS		QBS		QBS		QBS		QBS		QCBS	
Estimated / Actual	Estimated	Actual	Estimated	Actual	Estimated	Actual	Estimated	Actual	Estimated	Actual	Estimated	Actual
Amount in US\$	17,290,228	17,319,577	3,302,646	3,447,175	8,602,564		909,000		5,273,000		15,400.00	
Preparation of ToR		ToR was finalized		ToR was finalized		01-Jan-15	01-Aug-17	Dropped	01-Aug-17	28-May-19	10-Jun-19	10-Jun-19
NOL on ToR							20-Aug-17		20-Aug-17	11-Jun-19	25-Jul-19	25-Jul-19
Advertisement of EoI		19-Jul-13		19-Jul-13		05-May-15	24-Aug-17	N/A	24-Aug-17	31-Dec-19	05-Aug-19	05-Aug-19
Receipt of REoI		22-Aug-13		22-Aug-13		22-Jun-15	25-Sep-17	N/A	25-Sep-17	30-Jan-20	26-Aug-19	26-Aug-19
Evaluation of REoI		Evaluation done		Evaluation done		Evaluation done		N/A		18-May-20	17-Oct-19	13-Oct-19
SL submitted to WB												23-Oct-19
Shortlist gets WB NOL						18-Nov-15						
Preparation of RFP and Short List	20-Jan-14	15-Dec-13	06-Jan-14	15-Dec-13	30-Oct-14		30-Nov-17		30-Nov-17			
No Objection to RFP and Short List	03-Feb-14	28-Jan-14	03-Feb-14	20-Feb-14	20-Nov-14		14-Dec-17		14-Dec-17			
Issuance of RFP	27-Feb-14	19-Feb-14	27-Feb-14	26-Feb-14	30-Nov-14	19-Nov-15	18-Dec-17	N/A	18-Dec-17	28-Jun-20		11-Nov-19
Deadline for proposals & Bid Opening	17-Apr-14	17-Apr-14	12-May-14	08-May-14	29-Jan-15	28-Dec-15	29-Jan-18		29-Jan-18	29-Jul-20		
Technical Evaluation	19-May-14	Evaluation done	30-Jun-14	Evaluation done	31-Mar-15	31-Dec-15	26-Feb-18	N/A	26-Feb-18	15-Aug-2020		02-Mar-20
Technical Evaluation Report submitted to WB				Dec-14			26-Feb-18		26-Feb-18	27-Aug-2020		
No Objection to Technical Evaluation	09-Jun-14		21-Jul-14	Jan-15	30-Apr-15	03-Mar-16	12-Mar-18		12-Mar-18	14-Sep-2020		
Financial proposal opening				05-Apr-15		17-Apr-16	25-Mar-18		25-Mar-18	04-Oct-2020		28-June-2020

Coastal Embankment Improvement Project, Phase I (CEIP-I)

SI	2		3		4		5		6		7	
Description of Services	Consultancy Services for a) Construction Supervision & Detailed Engineering Design for remaining Polders, b) Preparation of EIA of remaining Polders and c) RAP		Third Party Monitoring & Evaluation (M&E) of overall project implementation, RAP, EIA and EMP		Consultancy Services for Long Term a) Monitoring, Research and Analysis of Bangladesh Coastal Zone.		Consultancy Services for Institutional Capacity building, technical assistance and training to BWDB personnel		Consultancy Services for Feasibility studies and preparation of design for the following Phases of CEIP		Consultancy Services for conducting Internal Audit of CEIP-1	
Package No	CEIP-1/ B2,B3 & C1/S02		CEIP-1/ C2/S03		CEIP-1/ C3/S04		CEIP-1/ D2/S22		CEIP-1/ D3/S23		CEIP-1/ D1/S26	
Financial evaluation and combined Tech/Fin evaluation report completed							09-Apr 18		09-Apr 18	NA		02-Jul-2020
Combined Evaluation Report submitted to WB							10- Apr-18		10- Apr-18	NA		NA
WB gives NOL on combined evaluation							24- Apr- 18		24- Apr- 18	NA		NA
Final Evaluation and Negotiation	07-Jul-14		25-Aug-14		28-May-15		30-Apr-18		30-Apr-18	NA		02-Jul-2020
Negotiation		21-Aug-14		09-Apr-15		29-Jan-18	07-May-18		07-May-18	20-Dec-2020		02-Jul-20 20
Negotiated draft contract sent to WB		31-Aug-14		19-Apr-15		29-Jan-18	08-May-18		08-May-18	11-Jan-2021		NA
WB gives NOL on draft contract	28-Jul-14	30-Sep-14	15-Sep-14	28-Apr-15	22-Jun-15	25-May-18	20-May-18		20-May-18	17-Jan-2021		NA
GOB Purchasing Committee (CCGP) approval				27-Aug-15		12-Sep-18	10-Jun-18		20-Jun-18			NA
Contract Signature Date	18-Aug-14	30-Dec-14	27-Oct-14	01-Oct-15	08-Sep-15	04-Oct-18	20-Jun-18		30-Jun-18	19-Jul-2021		06-Aug-2020
Total days of Process (Bid Opening to Contract Signing Date)	123	257	168	511	222		152		162	355		
Commencement of Services				01-Nov-15								
End of Contract (Completed)	30-Jun-20		30-Jun-20	30 June 2021	30-May-20	30-Jun-20	30-Jun-18		30-Jun-20			
Remarks	Negotiation meeting with 1st ranked Consulting Firm was concluded and minutes were signed on 21 Aug 2015. Draft contract and Financial Evaluation Report was sent to WB on 31 August. NoL received on 30 Sept and Contract was signed on 30 Dec, 2014. Consultants mobilized on 21-Jan-2015.		Negotiation meeting with 1st ranked Consulting Firm was concluded on 09 April, 2015. Draft contract and Financial Evaluation Report was sent to WB on 19 April 2015. NoL received on 28 April and Purchase Proposal was approved by CCGP on 27 August 2015. Contract was signed on 01 Oct,		Tax obligation of the Consultant as per RFP, delayed the procurement process that was solved in the meeting held on September 30, 2017. Government of Bangladesh approved the Contract on recommendation of CCGP in its meeting of 12 September 2018. Contract signed on 04 October 2018.		The provision of this Package is planned to use for training purposes of BWDB officer in different renowned Training Institutes in home and abroad.		Final negotiation has been done with 2nd ranked of proposal submission. Contract was signed on 19 July 2021 with 2 nd ranked.		Consultant submitted the Draft Final Report on 01-10-2020. It is now under review by the World Bank.	

Coastal Embankment Improvement Project, Phase I (CEIP-I)

SI	2	3	4	5	6	7
Description of Services	Consultancy Services for a) Construction Supervision & Detailed Engineering Design for remaining Polders, b) Preparation of EIA of remaining Polders and c) RAP	Third Party Monitoring & Evaluation (M&E) of overall project implementation, RAP, EIA and EMP	Consultancy Services for Long Term a Monitoring, Research and Analysis of Bangladesh Coastal Zone.	Consultancy Services for Institutional Capacity building, technical assistance and training to BWDB personnel	Consultancy Services for Feasibility studies and preparation of design for the following Phases of CEIP	Consultancy Services for conducting Internal Audit of CEIP-1
Package No	CEIP-1/ B2,B3 & C1/S02	CEIP-1/ C2/S03	CEIP-1/ C3/S04	CEIP-1/ D2/S22	CEIP-1/ D3/S23	CEIP-1/ D1/S26
	The Consultant is on board and carrying out its assignment.	2015. Consultants mobilized on 01 Nov 2015. The Consultant is on board and carrying out its assignment.	The Consultant is on board and carrying out its assignment.	The BWDB has concluded that this service would not be required.		

Coastal Embankment Improvement Project, Phase I (CEIP-I)

Table 5.1b: Procurement Process Tracking Report Consulting Services (Individual Consultants) as on 31 March 2023

SI No	1		2			3			4		5	
Description of Services	International Procurement Expert (Panel)		International Technical Expert (Panel)			Procurement Expert (National) for Panel			Procurement Expert (National) for Panel		Individual Consultant as Procurement Specialist PMU (Nat'l)	
Package No	CEIP-1/ D1/S05		CEIP-1/ D1/S06			CEIP-1/ D1/S07			CEIP-1/ D1/S7-A		CEIP-1/ D1/S8	
Reference #	CEIP-1-8-IC-CI-CEIP-1/ D1/S05		CEIP-1-9-IC-CI-CEIP-1/ D1/S06			CEIP-1-10-IC-CI-CEIP-1/ D1/S07					CEIP-1-11-IC-CI-CEIP-1/ D1/S08	
Location / District	Dhaka		Dhaka			Dhaka			Dhaka		Dhaka	
P.P. - Executing Agency:	2014-1-BWDB-BWDB		2014-1-BWDB-BWDB			2014-1-BWDB-BWDB					2014-1-BWDB-BWDB	
Method:	IC		IC			IC			IC		IC	
Estimated / Actual	Estimated	Actual	Estimated	Actual 1 st	Actual 2 nd	Estimated	Actual	Estimated	Actual	Estimated	Actual	
Amount in US\$	1,104,590	0.642 million	1,104,590	0.17 million	0.490 million	225,641	0.111 million; 0.134 million		0.134 million	384,295	0.121 million ^[4] ; 0.054 million ^[5]	
Preparation of ToR		Both ToR & EoI Finalized		Both ToR & EoI Finalized			ToR Finalized				ToR & REoI Finalized	
NOL to the TOR	14-Oct-13	27-Jul-13	31-Oct-13	31-Jul-13		31-Oct-13	11-Jun-13		25/02/2016	31-Oct-13	02-Jul-13	
Advertisement of EoI		31-Jul-13		06-Aug-13			No Advertisement		N/A		28-Jul-13	
Receipt of REoI		25-Aug-13		29-Aug-13			Only CV of were collected	N/A	N/A		20-Aug-13	
Evaluation of REoI		Evaluated and concurred by WB		Evaluation done			Evaluated and concurred by WB	N/A	N/A		Evaluated	
Shortlist submitted to WB												
Shortlist gets WB NOL												
Combined Evaluation Report submitted to WB											concurrred by WB	
WB gives NOL on combined evaluation												
Negotiation												
Negotiated draft contract to WB									10/04/2016			
WB gives NOL- draft contract												
Contract Signature Date	31-Dec-13	25-Nov-13	30-Jan-14	05-Mar-14	13-Apr-15	31-Dec-13	25-Nov-13		14/06/2016	31-Dec-13	23-Nov-13; 14-Mar-17; 03-May-18; 14-Jan-19	
Total days of Process		92		188							93	
End Date of Activity	28-Feb-17		31-Mar-18			30-Jun-18			30/06/2018		13-Jun-20	
Remarks	Contract Agreement between BWDB and Mr. Narayan D. Sharma was signed on 25 Nov, 2013. Contract Agreement was sent to WB. Period of contract expired on		Original Contract with Mr. Daniel ended on March 04, 2015. He expressed his unwillingness to continue his service in CEIP-1, Bangladesh. So, fresh Contract was initiated. Fresh Contract with Mr. I.A. Kahn			Mr. M. Aminul Haque signed Contract Agreement on 25 Nov, 2013. Allotted 300 days input of Mr. Haque was consumed in October 2015.			Fresh contract for 200 days was signed on 14 June 2016 over a period of 32 (thirty-two) months [FY 2015-2016 to FY 2017-2018].		Original Contract with Mr. A.K.M. Bodruddoza ended on 31 October 2016, but has been extended successively.	

Coastal Embankment Improvement Project, Phase I (CEIP-I)

SI No	1	2	3	4	5
Description of Services	International Procurement Expert (Panel)	International Technical Expert (Panel)	Procurement Expert (National) for Panel	Procurement Expert (National) for Panel	Individual Consultant as Procurement Specialist PMU (Nat'l)
Package No	CEIP-1/ D1/S05	CEIP-1/ D1/S06	CEIP-1/ D1/S07	CEIP-1/ D1/S7-A	CEIP-1/ D1/S8
	30 October 2016 which was extended up to 31 January 2017. 3rd time extension up to 28-02-2018 with increase of inputs by 50 days has been approved. Contract was completed on Feb 28, 2018	entered on April 13, 2015 and completed on April 30, 2018.		Contract was completed on June 30, 2018	

Coastal Embankment Improvement Project, Phase I (CEIP-I)

SI No	6	7	8	9	10			11
Description of Services	Individual Consultant as Procurement Specialist PMU (National)- 1 No				Individual Consultant as Financial Management Specialist (National)		Individual Consultant as Financial Management Specialist (National)- 1 No	
Package No	CEIP-1/ D1/S8-A	CEIP-1/S8-B	CEIP-1/S8-C	CEIP-1/S8-D	CEIP-1/ D1/S09		CEIP-1/ D1/S9-A	
Reference #					CEIP-1-27-IC-CI-CEIP-1/D1/S09			
Location / District					Dhaka			
P.P. - Executing Agency:					2014-1-BWDB-BWDB			
Method:	IC	IC	IC	IC		IC		IC
Estimated / Actual	Actual	Actual	Actual	Actual	Estimated	Actual 1 st	Actual 2 nd	
Amount in US\$	0.054 million	0.051 million	0.092 million	0.142 million	247,000	0.113 million	0.101 million	0.0289 million
Preparation of ToR				20/06/2020		Fresh REol	Fresh REol	
NOL to the TOR	18/11/2016	08/11/2017	04/10/2018	25/06/2020	31-Dec-13	11-Dec-13		28/08/2019
Advertisement of Eol	Procured through SSS Basis	Procured through SSS Basis	Procured through SSS Basis	Procured through SSS Basis		03-Nov-14	16-Mar-16	N/A
Receipt of REol	N/A	N/A	N/A	N/A		01-Dec-14	14-Apr-16	N/A
Evaluation of REol	N/A	N/A	N/A	N/A		Evaluated	Evaluated	N/A
Shortlist submitted to WB				N/A				
Shortlist gets WB NOL				N/A				
Combined Evaluation Report submitted to WB				N/A				
WB gives NOL on combined eval'n				N/A		by WB	13-Apr-17	
Negotiation				27-07-2020				
Negotiated draft contract to WB	13/02/2017	10/04/2018	17/12/2018	N/A				27/09/2019
WB gives NOL- draft contract				N/A				
Contract Signature Date	14/03/2017	03/05/2018	14/01/2019	31-Dec-2020	29-May-14	02-Mar-15	24-Apr-17	27/09/2019
Total days of Process (Bid Opening to Contract Signing Date)						187	375	
End Date of Activity	31/10/2017				30-Oct-19		31-Oct-19	
Remarks	Fresh contract for 12 months was signed on 14 March, 2017 with retroactive commencement date from 01 November 2016 for 1 year.	2nd contract with Mr. A.K.M. Bodruddoza for a period of 12 months commencing from 01 November 2017, was signed. Contract ended on 31 October 2018.	3rd fresh Contract with Mr. A.K.M. Bodruddoza was signed on 14-Jan-2019 for 18 months from 1-Nov-2018.	Procurement in process through Direct Selection Method. Draft Contract signed on 27-07-2020. Signing of Contract is awaiting approval of RDPP	The original Consultant Mr. Md. Nasser Ahmed signed a Contract Agreement on 02 March, 2015 but he resigned on 29 Feb.2016. So, fresh Contract was initiated. Fresh 35 REol were received on 14 April 2016. Negotiation with 3rd ranked candidate Mr. Michael Gomes was carried out by PEC on 06 April 2017 and contract with Mr. Michael Gomes was signed on 24-04-2017. The contract ended on 29-09-2019 and recruitment of a replacement is underway.		Selected on Direct Selection Method upon WB's approval. Draft contract was signed on 09-09-2019. It was expected to sign the contract by 27-9-2019. The Consultant expressed his unwillingness on 24 Sep 2019 to work in CEIP-1, on the plea on getting better offer. This Package cancelled and other Package No..CEIP-1/D1/S9A has been created and World Bank provided NoL to it. But this Package ultimately dropped.	

Coastal Embankment Improvement Project, Phase I (CEIP-I)

SI No	12	13	14	15	16	17
Description of Services	Individual Consultant as Financial Management Specialist (National)- 1 No		Individual Consultant as Sr. Environment Specialist (PMU/Dhaka)	Individual Consultant as Sr. Environment Specialist (PIU/Dhaka)- 1 No	Individual Consultant as Sr. Environment Specialist (PIU/Dhaka)- 1 No	Individual Consultant as Sr. Environment Specialist (PIU/Dhaka)- 1 No
Package No	CEIP-1/ D1/S9A	CEIP-1/ D1/S9-B	CEIP-1/ D1/S10	CEIP-1/ D1/S10-A	CEIP-1/ D1/S10A	CEIP-1/ D1/S10-B
Reference #			CEIP-1-28-IC-CI-CEIP-1/D1/S10			
Location / District			Dhaka			
P.P. - Executing Agency:			2014-1-BWDB-BWDB			
Method:	IC	IC	IC	IC	IC	
Estimated / Actual	Estimated	Actual	Actual	Estimated	Actual	Estimated
Amount in US\$		0.045 m	0.142 million	212,000	0.101 million	0.08 million
Preparation of ToR			20/06/2020	ToR & REOI finalized		28/10/2018
NOL to the TOR		29/10/2019	25/06/2020	24-Jun-14	04/06/2018	12/11/2018
Advertisement of EoI		N/A	25-01-2021	21-Oct-14	N/A	06/12/2018
Receipt of REoI		15/12/2019	31-01-2021	18-Nov-14	N/A	24/12/2018
Evaluation of REoI		22/12/2019	15-02-2021 (Exp.)	Evaluated	N/A	28/01/2019
Shortlist submitted to WB			NA			
Shortlist gets WB NOL			NA			
Combined Evaluation Report submitted to WB			NA			
WB gives NOL on combined evaln			NA	WB concurred		
Negotiation			28-02-2021 (exp.)			
Negotiated draft contract to WB		20/02/2020			09/07/2018	15/02/2019
WB gives NOL- draft contract			15-03-2021 (exp.)			
Contract Signature Date		23/02/2020	23-09-2021	27-Nov-14	13-Apr-15	08/10/2018
Total days of Process (Bid Opening to Contract Signing Date)					146	
End Date of Activity						
Remarks	Procurement through 3 CV Approach is in process. Due to COVID-19 situation, procurement could not be completed. Ultimately this procurement was cancelled	Procurement done through Limited Market Approach Method. Expert commenced work 30-Sep-21	Dr. Md. Asadul Alam signed contract on 13-Apr-2015 and continued upto 19-Jun-2018.	The Consultant failed to sign the contract within the final extended time up to 15 Oct 18. So, after obtaining permission from WB, fresh procurement in processes under Pkg No..CEIP-1/D1/S10A. This Pkg has been cancelled in STEP	Contract completed	Procurement in process through Limited Market Approach Method. Draft Contract signed on 11-10-2020. Signing of Contract is awaiting approval of RDPP Contract completed

Coastal Embankment Improvement Project, Phase I (CEIP-I)

SI No	18			19		20	21		22		23
Description of Services	Individual Consultant as Sr. Social Specialist (PMU/Dhaka)			Individual Consultant as Sr. Social Specialist (PIU/Dhaka)- 1 No		Individual Consultant as Sr. Social Specialist (PIU/Dhaka)- 1 No	Individual Consultant as Sr. Forestry Specialist (PMU/Dhaka)		Individual Consultant as Sr. Forestry Specialist (PIU/Dhaka)- 1 No		Individual Consultant as Sr. Forestry Specialist (PIU/Dhaka)- 1 No
Package No	CEIP-1/ D1/S11			CEIP-1/ D1/S11-A		CEIP-1/ D1/S11-B	CEIP-1/D1/S12		CEIP-1/D1/S12-A		CEIP-1/ D1/S12-B
Reference #	CEIP-1-29-IC-CI-CEIP-1/D1/S11						CEIP-1-30-IC-CI-CEIP-1/D1/S12				
Location / District	Dhaka						Dhaka				
P.P. - Executing Agency:	2014-1-BWDB-BWDB						2014-1-BWDB-BWDB				
Method:	IC			IC			IC		IC		
Estimated / Actual	Estimated	Actual 1 st	Actual 2 nd	Estimated	Actual		Estimated	Actual	Estimated	Actual	
Amount in US\$	212,000	0.0884 mio	0.0648 mio		0.041 million	0.142 million	212,000	0.083 million		0.0359 million	0.142
Preparation of ToR		ToR & REOI finalized	19-Jan-17			20/06/2020		01-Jan-17			20/06/2020
NOL to the TOR	29-Apr-14	15-Apr-14	25-Jan-17		25/07/2019	25/06/2020	29-Dec-15	12-Jan-17		03/07/2019	25/06/2020
Advertisement of EoI		21-Apr-14	14-Mar-17		N/A	03/08/2020		14-Mar-17		N/A	03/08/2020
Receipt of REoI		15-May-14	12-Apr-17		N/A	08/08/2020		12-Apr-17		N/A	08/08/2020
Evaluation of REoI		Evaluated	23-May-17		N/A	11/10//2020		23-May-17		N/A	11/10//2020
Shortlist submitted to WB						N/A					N/A
Shortlist gets WB NOL						N/A					N/A
Combined Evaluation Report submitted to WB						N/A					N/A
WB gives NOL on combined evaln		WB concurred				N/A					N/A
Negotiation						15/11/2020					15/11/2020
Negotiated draft contract to WB					06/08/2019	N/A				06/08/2019	
WB gives NOL- draft contract						N/A					
Contract Signature Date	17-Jul-14	02-Oct-14	02-Aug-17		15/09/2019	31-Jan-2021(exp.)	28-Apr-16	02-Aug-17		25/08/2019	06/09/2020
Total days of Process (Bid Opening to Contract Signing Date)		140	147					71			
End Date of Activity		03-Jan-17	19-Sep-19					01-Aug-19			
Remarks	Mr. Md. Hasanur Rahman signed a Contract Agreement on 02-Oct-2014 and resigned on 03-Jan-2017. Fresh contract was entered into with Mr. Mustafizur Rahman and the contract ended on 17-09-2019.			Selected on Direct Selection Method after obtaining WB concurrence. Contract completed		After approval of RDPP, 2nd position of this specialist to be done soon	Contract completed		Selected on Direct Selection Method after obtaining WB's concurrence. Contract completed.		Procurement through Limited Market Approach Method. Draft Contract signed on 15/11/2020. Signing of Contract is awaiting approval of RDPP.

Coastal Embankment Improvement Project, Phase I (CEIP-I)

SI No	24			25	26		27	28		29	30
Description of Services	Individual Consultant as Communication officer (PMU/Dhaka)			-1 No	Individual Consultant as Senior Revenue Officer (PMU/Dhaka)		Individual Consultant as Senior Revenue Officer (PIU/Dhaka) - 1 No				
Package No	CEIP-1/ D1/S13			CEIP-1/ D1/S13-A	CEIP-1/ D1/S14		CEIP-1/ D1/S14-A	CEIP-1/ D1/S14-B	CEIP-1/ D1/S14-C	CEIP-1/ D1/S14-D	
Reference #	CEIP-1-31-IC-CI-CEIP-1/D1/S13				CEIP-1-32-IC-CI-CEIP-1/D1/S14						
Location / District	Dhaka				Khulna						
P.P. - Executing Agency:	2014-1-BWDB-BWDB				2014-1-BWDB-BWDB						
Method:	IC				IC		IC	IC	IC		
Estimated / Actual	Estimated	Actual 1 st & 2 nd	Actual 3 rd		Estimated	Actual					
Amount in US\$	131,000	0.067 million		0.13 million	131,000	0.0847 million	0.0644 million	0.059 million	0.035 million	0.142	
Preparation of ToR		ToR & REOI finalized		20/06/2020		Prepared				20/06/2020	
NOL to the TOR	17-Aug-14			25/06/2020	23-Dec-13	22-Dec-13	19-12-16 & 28-12-16	16-05-18 & 24-05-18	11-Aug-19	25/06/2020	
Advertisement of EOI		23-Nov-14 (1 st); 24-Jan-16 (2 nd)		03/08/2020		30-Dec-13	N/A	N/A	N/A	22/07/2020	
Receipt of REOI		15-May-15 (1 st) 24-Feb-16 (2 nd)	30-Jun-17	08/08/2020		06-Feb-14	N/A	N/A	N/A	28/07/2020	
Evaluation of REOI		Evaluated	Evaluated	11/10//2020		Evaluated	N/A	N/A	N/A	07-09-2020	
Shortlist submitted to WB				N/A						NA	
Shortlist gets WB NOL				N/A						NA	
Combined Evaluation Report submitted to WB		concluded by WB	concluded by WB	N/A		concluded by WB				NA	
WB gives NOL on combined evaluation				N/A						NA	
Negotiation			10-Apr-18	15/11/2020						11/10/2020	
Negotiated draft contract to WB				N/A			27-Apr-17	09-Jul-18	12-Sep-19	NA	
WB gives NOL- draft contract		19-Oct-17		N/A						NA	
Contract Signature Date	31-Dec-14	Did not take place	01-Jul-18	31-Jan-2021 (exp.)	29-May-14	12-Aug-14	10-Dec-07	25-Jul-18	09-Oct-19	31-Dec-2020 (Exp.)	
Total days of Process			366			187					
End Date of Activity			30-Jun-20			22-Dec-16					
Remarks	Two (2) EOI were received at first invitation. So, fresh EOI was invited and 6 Nos. were received on 24 Feb 2016. Contract Agreement between BWDB and Mr. A K M Rahmat Ali Howlader was signed on 28 March 2017. But he didn't join. Negotiation with 2nd candidate failed. So, fresh procurement was initiated through collection of CVs as per suggestions of WB. Draft Contract with 1 st ranked candidate was signed on 19 Oct 2017, but Mr. Akhtaruzzaman didn't sign the contract due to his personal problems. The 2 nd			Procurement via Limited Market Approach Method. Draft Contract signed on 15/11/2020. Signing of Contract is	Contract Agreement between BWDB and Mr. M A Saleque was signed on 12 Aug, 2014. Contract ended on 22 Dec 2016.		In order to keep continuation of the services of land acquisition and other related activities, the services of Mr. M A Saleque procured on sole source basis under a fresh	Another fresh contract with Mr. M.A. Saleque on Single Source Selection (SSS) Method for a period of 15 months was signed on 25 July 2018. Consultant is	Mr. M.A. Saleque was selected as fresh contract on Direct Selection Method on obtaining WB's	Procurement in process through Limited Market Approach Method. Draft Contract signed on 11/10/2020.	

Coastal Embankment Improvement Project, Phase I (CEIP-I)

<p>ranked candidate Mr. Aktar Uddin was invited on 08 March 2018 to attend contract negotiation meeting on 14 March 2018. But he didn't attend. Consequently, on obtaining WB's concurrence, the 3rd ranked candidate Mr. Kamal Najmus Salehin was negotiated on 10 April 2018 and contract was signed on 01 July 2018. Contract completed</p>	<p>awaiting approval of RDPP.</p>		<p>Contract for 18 months that ended on 22-Jun-2018.</p>	<p>on board. The Contract ended on 08-10-2019</p>	<p>concurrence. Contract completed.</p>	<p>Signing of Contract is awaiting approval of RDPP.</p>
--	--	--	--	---	--	---

Coastal Embankment Improvement Project, Phase I (CEIP-I)

SI No	31		32	33	34		35		36	37		
Description of Services	Individual Consultant as Social Specialist/Economist (PMU/Field) - 1 No				Individual Consultant as Environment Specialist (PIU/Field)- 1 No				IPoE for Coastal Morphologist and Estuarine/Tidal Hydraulics Expert			
Package No	CEIP-1 /D1/S15		CEIP-1/ D1/S15-A	CEIP-1/ D1/S15-B	CEIP-1/ D1/S16		CEIP-1/ D1/S16-A		CEIP-1/ D1/S16-B	CEIP-1/ D1/S17		
Reference #	CEIP-1-33-IC-CI-CEIP-1/D1/S15				CEIP-1-34-IC-CI-CEIP-1/D1/S16					CEIP-1-35-IC-CI-CEIP-1/D1/S17		
Location / District	Khulna				Khulna					Dhaka		
P.P. - Executing Agency:	2014-1-BWDB-BWDB				2014-1-BWDB-BWDB					2014-1-BWDB-BWDB		
Method:	IC		IC		IC		IC			IC		
Estimated / Actual	Estimated	Actual			Estimated	Actual				Estimated	Actual	
Amount in US\$	131,000	0.0578 million	0.0257 million	0.13	131,000	0.0481 million		0.021 million	0.13	181,600		
Preparation of ToR		01-Jan-17		20/06/2020		Prepared			20/06/2020		28-Nov-16	
NOL to the TOR	24-Sep-14	03-Jan-17	03-Jul-19	25/06/2020	24-Sep-14	28-Dec-16		18-Aug-19	25/06/2020	24-Sep-14	13-Dec-16	
Advertisement of EoI		14-Mar-17	N/A	22/07/2020		12-Feb-17		N/A	22/07/2020		30-Jul-17	
Receipt of REoI		12-Apr-17	N/A	28/07/2020		14-Mar-17		N/A	28/07/2020		14-Sep-17	
Evaluation of REoI			N/A	07-09-2020				N/A	07-09-2020			
Shortlist submitted to WB				NA					NA			
Shortlist gets WB NOL				NA					NA			
Combined Evaluation Report submitted to WB				NA		N/A			NA			
WB gives NOL on combined evaluation				NA					NA			
Negotiation				11/10/2020					11/10/2020			
Negotiated draft contract to WB			06-Aug-19	NA		07-Sep-17		18-Sep-19	NA			
WB gives NOL- draft contract				NA		05-Oct-17			NA			
Contract Signature Date	31-Dec-14	20-Jul-17	25-Aug-19	31-Dec-2020 (Exp.)	31-Dec-14	30-Oct-17		29-Oct-19	31-Dec-2020 (Exp.)	31-Dec-14		
Total days of Process (Bid Opening to Contract Signing Date)		100				231						
End Date of Activity	30-Jun-17	19-Jul-19			30-Jun-17	29-Oct-19				30-Jun-20		
Remarks	EoI received on 12 April 2017 and evaluated. The contract was signed on 20-Jul-17 and the contract is ended on 27-Jul-2019.		Selected on Direct Selection Method after obtaining WB's concurrence. Contract completed	Procurement in process through Limited Market Approach Method. Draft Contract signed on 11/10/2020. Signing of Contract is awaiting RDPP approval.	EoI received on 14 March 2017. Only 2 (two) applications were received. PEC in its meeting on 06 April 2017, recommended for fresh invitation. WB suggested to collect CVs through direct approach and to evaluate including the 2 EoIs received earlier. Procurement completed and the Consultant is on board from 30-Oct-2017 and Contract ended on 29-Oct-2019.		Selected on Direct Selection Method after obtaining WB's concurrence. Contract is signed on 29-10-2019 with Mr. Amir Faizal. The consultant on Board. Contract completed		Procurement in process through Limited Market Approach Method. Draft Contract signed on 11/10/2020. Signing of Contract is awaiting RDPP approval.	PMU, CEIP-1 with the assistance of existing IPoE member, TL-DSC and TL- M&E/C, has reviewed the ToR of the remaining four IPoE members and are of the opinion that positions of Coastal, Estuarine and River Morphologist and Sediment/Tidal Management Expert might be merged and named as Coastal Morphologist and Estuarine/Tidal Hydraulics Expert. Accordingly, restructured proposal was sent to WB on 28 Sept 2016. WB accepted the proposal on 07 Nov 2016. It is opted that the IPOE would not be required.		

SHELADIA (USA) / BETS (Bangladesh)

Annual Progress Report 2022-2023 and Quarterly Progress Report No. 31 –April-June 2023

Coastal Embankment Improvement Project, Phase I (CEIP-I)

SI No	38		39		40		41		42		43
Description of Services	IPoE for Hydrodynamics & Coastal Modeling Expert		IPoE for Design Expert in Embankment and Hydraulic Structures		IPoE for Social Expert		IPoE for Social Expert		IPoE for Environment, Water Management and Polder Expert		
Package No	CEIP-1/ D1/S18		CEIP-1/ D1/S19		CEIP-1/ D1/S20		CEIP-1/ D1/S20-A		CEIP-1/ D1/S21		CEIP-1/ D1/S21
Reference #	CEIP-1-36-IC-CI-CEIP-1/D1/S18		CEIP-1-37-IC-CI-CEIP-1/D1/S19		CEIP-1-38-IC-CI-CEIP-1/D1/S20		CEIP-1-38-IC-CI-CEIP-1/D1/S20		CEIP-1-39-IC-CI-CEIP-1/D1/S21		
Location / District	Dhaka		Dhaka		Dhaka		Dhaka		Dhaka		
P.P. - Executing Agency:	2014-1-BWDB-BWDB		2014-1-BWDB-BWDB		2014-1-BWDB-BWDB		2014-1-BWDB-BWDB		2014-1-BWDB-BWDB		
Method:	IC		IC		IC		IC		IC		
Estimated / Actual	Estimated	Actual	Estimated	Actual	Estimated	Actual	Estimated	Actual	Estimated	Actual	Actual
Amount in US\$	181,600		165,000		165,000	0.124 million	0.138 million		165,000	0.154 million	0.138 million
Preparation of ToR		28-Nov-16		01-Jan-17		Prepared				10-Dec-14	
NOL to the TOR		13-Dec-16	24-Sep-14	19-Jan-17	24-Sep-14	07-Nov-16	01-Apr-2021		24-Sep-14	08-Jan-15	01-Apr-2021
Advertisement of EoI		30-Jul-17		30-Jul-17		N/A	15-Apr-2021			N/A	15-Apr-2021
Receipt of REoI		14-Sep-17		14-Sep-17		N/A	22-Apr-2021			N/A	22-Apr-2021
Evaluation of REoI						N/A	30-Apr-2021			09-Feb-15	30-Apr-2021
Shortlist submitted to WB							N/A				N/A
Shortlist gets WB NOL							N/A				N/A
Combined Evaluation Report submitted to WB							N/A				N/A
WB gives NOL on combined evaluation							N/A				N/A
Negotiation							15-May-2021				15-May-2021
Negotiated draft contract to WB						31-May-17	N/A				N/A
WB gives NOL- draft contract						07-Jun-17	N/A			09-Mar-15	N/A
Contract Signature Date			31-Dec-14		31-Dec-14	17-Jul-17	30-May-2021		31-Dec-14	23-Mar-15	30-May-2021
Total days of Process (Bid Opening to Contract Signing Date)											
End Date of Activity	30-Jun-20				30-Jun-20	30-Jun-20			30-Jun-20	31-Jan-18	
Remarks	Proposal for inclusion of one new IPoE member as "Hydrodynamic and Coastal Modelling Expert" was sent to WB on 28 September 2016. WB accepted the proposal on 07 November, 2016. It is opted that the IPOE would not be required.		ToR was sent to WB on 1-Jan-17. Bank approved ToR on 19 January 2017. It is opted that the IPOE would not be required.		WB provided NoL on ToR on 07 November 2016 and concurred 3 CV approach for the selection of the social IPOE on 28 November 2016. Contract completed		Presently IPoE is not required		Contract completed		Presently IPoE is not required

Coastal Embankment Improvement Project, Phase I (CEIP-I)

SI No	44	45
Description of Services	Accounting and Financial Management System Specialist (AFMSS) (National)	Procurement of Individual Consultant as Information Technology Specialist (ITS) (National)
Package No	CEIP-1/ D1/S24	CEIP-1/ D1/S25
Reference #		
Location / District	Dhaka	Dhaka
P.P. - Executing Agency:		
Method:	IC	IC
Estimated / Actual	Estimated	Actual
Amount in US\$		
Preparation of ToR		
NOL to the TOR		14-Feb-16
Advertisement of EoI		Through collection of 3 CVs
Receipt of REoI		10-Mar-16
Evaluation of REoI		
Shortlist submitted to WB		
Shortlist gets WB NOL		
Combined Evaluation Report submitted to WB		
WB gives NOL on combined evaluation		
Negotiation		
Negotiated draft contract to WB		
WB gives NOL- draft contract		
Contract Signature Date		
Total days of Process (Bid Opening to Contract Signing Date)		
End Date of Activity		
Remarks	<p>This is a new Package concurred by World Bank and entered into Revised Procurement Plan (PP- 2016-1). But it was decided that this service will be procured through GoB's revenue budget.</p> <p>This Package was dropped.</p>	<p>This is a new Package concurred by World Bank and entered into Revised Procurement Plan (PP- 2016-1). But it was decided that this service will be procured through GoB's revenue budget.</p> <p>This Package was dropped.</p>

Coastal Embankment Improvement Project, Phase I (CEIP-I)

Annex 5.2a: Procurement Status and Plans - Works

As per the DPP, there are 4 packages of Works under the project. But these packages were reviewed and decided that works contract will be three packages. Package-01 and Package-02 have already been contacted out. Package-03 is yet to initiate due to shortfall of fund.

Detail status of procurement of works as on **30 June 2023** is described below:

SI. No	1	2 (Revs.)	3 (Revs.)	4
Description of Works	Rehabilitation / Reconstruction & Upgrading of Polder 32, 33, 35/1 and 35/3 under CEIP-1.	³ Rehabilitation and upgrading of Polder 14/1, 15, 16, 17/1, 17/2 & 23 (Actual Nos. of Polder in package are 39/2C, 40/2, 41/1, 43/2C, 47/2 and 48)	⁴ Rehabilitation and upgrading of Polder 48,47/2 & 43/2C (Actual Nos. of Polder in this Package are 14/1, 15, 16, 17/1, 17/2, 23 & 34/3)	⁵ Rehabilitation and upgrading of Polder 40/2, 41/1, 34/3 and 39/2C
Package No	CEIP-1/W-1	CEIP-1/W-2 (revised)	CEIP-1/W-3 (revised)	
Reference #	CEIP-1-12-LPIPQ-O-CEIP-1/W-01	CEIP-1-13-LPIPQ-O-CEIP-1/W-02 (Rvsd.)	CEIP-1-13-LPIPQ-O-CEIP-1/W-03 (Rvsd.)	
Districts	Khulna	Patuakhali, Barguna and Pirojpur		
P.P. - Executing Agency:	2014-1-BWDB - BWDB	2014-1-BWDB - BWDB	2014-1-BWDB - BWDB	
Method:	ICB with post-qualification ⁶	ICB with post-qualification	ICB	
Estimated / Actual	Estimated Actual	Estimated Actual	Estimated Actual	
Amount in US\$	104,276,026.00 88,216,800.37 ⁷	150,355,767.20 137,969,172.60 ⁸	86.66 million USD	
Preparation of Document				
Tender Docs Submitted to WB		02-Mar-15	14-Oct-15, 09-Nov-15	
Bank's NOL	30-Jun-14	09-Mar-15	03-Jan-16	03-Dec-15
Publication / Invitation	15-Jul-14	10-Mar-14	10-Jan-16	04-Dec-15
Deadline tenders & Bid Opening	14-Sep-14	25-May-15	14-Mar-16	24-Mar-16
Evaluation of Bids	18-Oct-14	13-Jun-15	18-Apr-16	19-Jun-16
WB gives NOL on evaluation		19-Jul-15		04-Aug-16
Negotiated draft contract sent to WB				
No Objection to Evaluation Report	10-Nov-14		09-May-16	
GOB Purchasing Committee approval		09-Sep-15		20-Aug-16
Issuing NOA		21-Sep-15		15-Dec-16
Contract signed	09-Jan-15	01-Nov-15	28-Jun-16	08-Mar-17
Advance Issued				
Commencement of Services		26-Jan-16		12-Jul-17
Total days of Process	117	160	106	349

³ Nos. of Polders for this Package have been changed as '39/2C, 40/2, 41/1, 43/2C, 47/2 and 48' instead of previously included Nos of '14/1,15,16,17/1,17/2 & 23'

⁴ All the three (3) Polders of this Package (43/2C, 47/2 and 48) have been included under Package No.CEIP-1/W-02. So, this Package has been rearranged in terms of inclusion new Polders from Package #2 and # 4

⁵ Out of four (4) Polders, three (3) (40/2, 41/1 and 39/2C) have been included under Package CEIP-1/W-02. The remaining one (1) is included in Package #3 and this Package has been declared void.

⁶ Method has been changed from ICBPQ (International Competitive Bidding with pre-qualification) to ICB (with post qualification)

⁷ Original Contract Value of W-01 is BDT 6,969,127,229.

⁸ Original Contract Value of W-02 is BDT 10,899,564,634.65.

Coastal Embankment Improvement Project, Phase I (CEIP-I)

Sl. No	1	2 (Revs.)	3 (Revs.)	4
Description of Works	Rehabilitation / Reconstruction & Upgrading of Polder 32, 33, 35/1 and 35/3 under CEIP-1.	³ Rehabilitation and upgrading of Polder 14/1, 15, 16, 17/1, 17/2 & 23 (Actual Nos. of Polder in package are 39/2C, 40/2, 41/1, 43/2C, 47/2 and 48)	⁴ Rehabilitation and upgrading of Polder 48,47/2 & 43/2C (Actual Nos. of Polder in this Package are 14/1, 15, 16, 17/1, 17/2, 23 & 34/3)	⁵ Rehabilitation and upgrading of Polder 40/2, 41/1, 34/3 and 39/2C
Package No	CEIP-1/W-1	CEIP-1/W-2 (revised)	CEIP-1/W-3 (revised)	
End of Contract (Completed)	31/12/2017 : 25-Jan-19; : Now 30 Jun 22	30/06/2018 : 11-Jan-21; : Now 30 Jun 23		
Remarks	7 Nos. Bids were received and M/S The First Engineering Bureau of Henan Water Conservancy of China was awarded the contract. Contract was signed on 01 Nov 2015. Works are going on.	7 Nos. Bids were received. Chongqing International Construction Corporation was awarded with the Contract. Contract was signed on 08 March 2017 and Notice to Commence issued on 12 July 2017. Works are going on.	Due to shortfall of fund, it is being discussed whether to drop this package. Meanwhile, the activities of this Package have been limited up to preparation of bidding document.	This Package is treated to be void since the polders under this package have been incorporated in the packages 2 & 3 (<i>re-arranged</i>)

Coastal Embankment Improvement Project, Phase I (CEIP-I)

Annex 5.3a: Procurement Status and Plans - Goods

As per the DPP, 14 items of Goods would be procured. Among them, procurement for the 7 items were deferred as per the statement of “Status of Procurement” as on **30 June 2023**, which is described below:

Contract Approving Authority	Package No	Description of Procurement as per TAPP/DPP Goods	Unit	Quantity	Procurement Method & (Type)	Source of Funds	Estimated Cost/ Contract Price (Million USD)	Invitation for Tender	Signing of Contract	Completion of Contract	Remarks
1	2	3	4	5	6	7	8	9	10	11	12
HOPE	CEIP-1/G-01	Procurement of Motor Vehicles a) 4-WD Jeep/Cross Country (Total 15 Nos.) b) Micro Bus-(Total 2 Nos.)	Lots	Motor Vehicle-10 Nos, Microbus-2 Nos	OTM(ICB)	WB/IDA	0.7500	25-Dec-14	18-Nov-2015 & 07-Jan-2016	January,2016	Contract for 1 No. Microbus (Lot No.2) executed on 18 November 2015 and supply completed. Contract for 10 Nos. 4WD (Lot No.1) vehicle executed on 07 January 2016 and supply completed
PD	CEIP-1/G-02	Procurement of 10(ten) Nos. Motor Cycle (125 CC) with accessories and related Services	Nos.	Motor Cycle-10 Nos	OTM(NCB)	WB/IDA	0.0234	09-Jul-15	04-Oct-15	October,2015	Tender was evaluated by BWDB TEC members. Contract executed on 04 October 2015. Supply completed
PD	CEIP-1/G-03	Procurement of Speed Boat with engine & other accessories (Total 9 nos.)	Nos.	Speed Boat-5 Nos	OTM(NCB)	WB/IDA	0.0609				This Package has been excluded from the RDPP.
PD	CEIP-1/G-04	Procurement of a) Computer - (Total 35 Nos, Laptop-10+Desktop-25), b) Colour/Black & White Printer-A3/A4 (Total 20 Nos), c) UPS= (Total 25 Nos), d) IPS = 10 Nos with ancillaries	Nos.	Computers - a) Laptop-5 Nos, Desktop-20 Nos, b) Printer-10 Nos, c) UPS-20 Nos, d) IPS = 10 Nos with ancillaries	OTM(NCB)	WB/IDA	0.0650	19-Mar-14	08-Jun-14	June, 2014	3 Tenders received on 09 April, 2014 and Evaluation done. Work Order issued on 12 May 2014. All Desktop Computer, Laptop, Printer, & UPS with Accessories were received 8-Jun-2014.

Coastal Embankment Improvement Project, Phase I (CEIP-I)

Contract Approving Authority	Package No	Description of Procurement as per TAPP/DPP Goods	Unit	Quantity	Procurement Method & (Type)	Source of Funds	Estimated Cost/ Contract Price (Million USD)	Invitation for Tender	Signing of Contract	Completion of Contract	Remarks
1	2	3	4	5	6	7	8	9	10	11	12
PD	CEIP-1/G-05	Engineering Equipment- a) Levelling instrument with accessories (Total-10 Nos), Total Station (Total-5 Nos)	Nos.	a) Levelling instrument - 5 Nos.; b) Total Station- 3 Nos	OTM(NCB)	WB/IDA	0.0103	09-Jul-15	04-Oct-15	January,2014	Tender was evaluated by BWDB TEC members. Contract executed on 04 October 2015. Supply completed.
PD	CEIP-1/G-06	Office equipment with accessories a) Multimedia Projector (Total 4 Nos), b) Air cooler- (Total-10 Nos), c) PABX Intercom System - 1 Set, d) Photocopier 10 Nos. e) Fax- 10 Nos., f) Scanner A3 Size- 4 Nos., g) Spiral Binding machine 4 Nos, h) Plotter A0 Size-1 No	Nos.	a) Multimedia Projector- 2 Nos, b) Aircooler- 5 Nos, c) PABX Intercom System- 1 set d) Photocopier- 5 Nos, e) Fax-4 Nos, f) Scanner-2 Nos, g) Spiral Binding Machine- 2 Nos, h) Plotter A0 Size -1 No	OTM(NCB)	WB/IDA	0.0280	01-Apr-14	09-Jun-14	June,2014	Tender was evaluated by BWDB TEC members. Work Order issued on 01 June 2014. All office equipment was supplied on 9-Jun-2014
PD	CEIP-1/G-07	Furniture (For Project Director, CEIP-1 BWDB, office)	LS	LS	OTM(NCB) /RFQ	WB/IDA	0.0064	Procurement through RFQ	24-Feb-14	February, 2014	All the furniture was supplied on 24-Feb-2014.
PD	CEIP-1/G-08	Procurement of Motor Vehicles a) 4-WD Jeep/Cross Country (Total 15 Nos.) b) Micro Bus- (Total 2 Nos.)	Nos.	Motor Vehicle- 05 Nos	OTM(ICB)	WB/IDA	0.4490				This Package has been excluded from the RDPP.
PD	CEIP-1/G-09	Procurement of Motor Cycle- Total= 20 Nos	Nos.	Procurement of Motor Cycle-10 Nos	OTM(NCB)	WB/IDA	0.0190				This Package has been excluded from the RDPP.

Coastal Embankment Improvement Project, Phase I (CEIP-I)

Contract Approving Authority	Package No	Description of Procurement as per TAPP/DPP Goods	Unit	Quantity	Procurement Method & (Type)	Source of Funds	Estimated Cost/ Contract Price (Million USD)	Invitation for Tender	Signing of Contract	Completion of Contract	Remarks
1	2	3	4	5	6	7	8	9	10	11	12
PD	CEIP-1/G-10	Procurement of Speed Boat with engine & other accessories (Total 09 nos.)	Nos.	Speed Boat-4 Nos	OTM(NCB)	WB/IDA	0.0510				This Package has been excluded from the RDPP.
PD	CEIP-1/G-11	Procurement of a) Computer- (Total 36 Nos, Laptop-10 + Desktop-25), b) Colour/Black & White Printer (Total 20 Nos), C) UPS= (Total 15 Nos), d) IPS = 10 Nos with ancillaries	Nos.	Computers- a) Laptop-5 Nos, Desktop-5 Nos; b) Printer-10 Nos, c) UPS-5 Nos, d) IPS-5 Nos with ancillaires	OTM(NCB)	WB/IDA	0.0410	06-Jul-17	12-Sep-17	November, 2017	Supply completed on 20 November 2017.
PD	CEIP-1/G-12	Engineering Equipment -a) Levelling instrument with accessories (Total - 10 Nos) Total Station-) Total- 5 Nos)	Nos.	a) Levelling instrument - 5 Nos.; b) Total Station-2 Nos	OTM(NCB)	WB/IDA	0.0150				This Package has been excluded from the RDPP.
PD	CEIP-1/G-13	Office equipment with accessories a) Multimedia Projector (Total 4 Nos), b) Air cooler- (Total-10 Nos), c) PABX Intercom System - 1 Set, d) Photocopier 10 Nos. e) Fax- 10 Nos. f) Scanner A3 Size 4 Nos., g) Spiral Binding machine 4 Nos, h) Plotter Ao Size-1 No.	Nos.	a) MultiMedia Projector- 2 Nos, b) Aircooler- 5 Nos, c) Photocopier- 5 Nos, d) Fax-6 Nos, e) Scanner- 2 Nos, f) Spiral Binding Machine- Mos	OTM(NCB)	WB/IDA	0.0230				This Package has been excluded from the RDPP.
PD	CEIP-1/G-14	Procurement of Motor: Micro Bus – 1 No	Nos.	Micro Bus – 1 No			0.0600				This Package has been excluded from the RDPP.

HOPE=Head of the Procuring Entity

PD=Project Director

N/A = Not Applicable

Annex 6 Governance Accountability and Action Plan

Issues/Risks/ Objective	Actions	Agency respon- sible	Timeline - Plan	Early Warning Indicators to Trigger Additional Action	Timeline - Actual	Remarks
Institutional Risks						
Need to strengthen capacity to handle large volume procurement, financial management, contract management, communications, and monitoring functions	Establish PMU with internally or externally hired staff as per the agreed Organogram.	BWDB	Key staff recruited 3-6 months after project effectiveness.	Delays in conduct of procurement, execution of contracts and processing of payments.	<p>Effectiveness date Nov 2013.</p> <p>PMU Staffing</p> <p><u>Project Director</u> – Dec 2013 appointed</p> <p><u>Deputy PD</u> – appointed Jan 2020</p> <p><u>Procurement Spec</u> – Nov 2013</p> <p><u>Financial Management Spec</u>- originally March 2015-Feb 2016; filled again Apr 2017-Sep 2019. Currently appointing a replacement.</p> <p><u>Sr. Environment Spec</u> –April 2015 – July 2018; Contract signed with the replacement 12 Mar 2019, but expired 30 June 2020.</p> <p><u>Sr. Social Spec</u> – original expert in place Oct 2014-Jan 2017. Contract signed with the replacement in Aug 2017.</p> <p><u>Sr. Revenue Officer</u> – August 2014</p> <p><u>Communication Officer</u> – July 2018.</p> <p><u>Sr. Forestry Spec.</u> –August 2017.</p> <p><u>Social Spec./Econ (Field)</u> –July 2017</p> <p><u>Environment Spec. (Field)</u> – Oct 2017</p> <p>Consultancies:</p>	All of the PMU staff have been recruited, including Deputy PD. Financial Management Specialist position became vacant on 30 September 2019 and replacement is being appointed. Sr. Environmental Specialist, Sr. Forestry Specialist, Communications Officer, Sr. Revenue Officer and Sr. Social Specialist being recruited or re-signed as incumbents concluded their contracts on 30 June 2020. Same for Environmental Specialist and Social Specialist.

Coastal Embankment Improvement Project, Phase I (CEIP-I)

Issues/Risks/Objective	Actions	Agency responsible	Timeline - Plan	Early Warning Indicators to Trigger Additional Action	Timeline - Actual	Remarks
	<p>Retain existing consultants or engage new consultants for design, construction supervision</p> <p>Contract Third Party M&E functions</p>	<p>BWDB</p> <p>BWDB</p> <p>BWDB</p>	<p>Contracted 1st year;</p> <p>Contracted 2nd year</p> <p>Contracted 2nd year</p>		<p><u>Procurement Panel</u> – fully in place between 2014 and mid-2018 when the last of the 3 contracts was completed and not renewed. <u>DDCS&PMSC</u> contracted January 2015</p> <p><u>M&E Consultant</u> contracted Oct 2015 <u>IPOE</u> – 2 of 5 were hired; remaining 3 viewed by PMU as not needed. <u>IPOE Social</u> contract completed 30 June 2020 and not being renewed. <u>IPOE Environment, Water Management and Polder Expert</u> completed 31 Jan 2018 and not renewed. <u>IPOE/Social Expert</u> was on board since July 2017, but contract expired; currently under recruitment. <u>IPOE Chairman/Environment, Water Management and Polder Expert</u> was in place from Mar 2015 – 30 June 2020 when contract expired.</p> <p>World Bank Missions: Start (FY 2013/14)– 1 mission PY1 (FY 14/15)– 1 mission PY2 (FY 15/16)– 2 missions PY3 (FY 16/17)– 2 missions plus sector-specific missions PY4 (FY 17/18)- 2 missions (Jul/Aug and Feb) plus sector-specific missions</p>	
	<p>Increase frequency of Bank supervision missions, especially during the first 2 years.</p>	<p>WB</p>	<p>At least twice a year</p>			

Coastal Embankment Improvement Project, Phase I (CEIP-I)

Issues/Risks/ Objective	Actions	Agency respon- sible	Timeline - Plan	Early Warning Indicators to Trigger Additional Action	Timeline - Actual	Remarks
					PY5 (FY 18/19) – 3 missions (Oct 2018, Feb & May 2019) plus sector-specific missions. PY6 (FY 19/20) – 2 missions (Oct and Dec 2019) PY7 (FY 20/21) – 2 missions (Aug 2020 and March 2021) PY8 (FY 21/22) – 2 missions (Sep 2021 and Feb/Mar 2022) PY9 (FY 22/23) – 2 missions (Sep 2022 and Feb 2023)	
Need for proactive provision of information and enhanced transparency	Appoint a Communication Specialist as part of the PMU to act as RTI officer (until BWDB engages an RTI officer) in accordance with the RTI Act. Quarterly Reporting on Project Implementation by PMU	BWDB BWDB BWDB	3 -6 months after project effectiveness Quarterly	Lack of information officer or frequent replacement	Communication Officer signed on, but then withdrew before joining (March 2017). NOL given to draft contract on 19 Oct 2017 for new candidate, but he also withdrew. 2 nd ranked candidate cleared by WB but did not appear at negotiations. 3 rd ranked candidate signed draft contract on 10 Apr 2018 and final contract on 01 July 2018. Contract signed 06 Sep 2020 with most recent selected candidate and now contract has been completed and PMU has not renewed the position. First QPR submitted in Feb 2016 for quarter of Sep-Dec 2015. Consolidated QPRs being prepared routinely. From inception, notices and procurement results being posted on	

Coastal Embankment Improvement Project, Phase I (CEIP-I)

Issues/Risks/ Objective	Actions	Agency respon- sible	Timeline - Plan	Early Warning Indicators to Trigger Additional Action	Timeline - Actual	Remarks
	Set up a website and provide regular information on project performance as well as procurement information		Website set up by end of Year 1. Website regularly updated	Delays in establishment of website/ publishing information	BWDB website and CPTU website (Ministry of Planning) or UN Development Business. New, easier-to-navigate BWDB website is under development. M&E Consultants have piloted a partial beta version of a web-based PMIS in November 2016, updated in Sep 2017 and improved version available for users as of late 2017. Improvements are continually being made.	
Procurement Risks						
Reduce risk of corruption in procurement .	Retain design of few contracts processed in Dhaka to enhance scrutiny	BWDB	On-going	Procurement red flags in ex ante and ex post review	Procurement packages have been aggregated in size to facilitate scrutiny.	PMU understands and follows procedures that safeguard procurement processes.
	Publish/agree detailed mapping of procurement processes, including finite list of who has access to documents when in the process	BWDB	On-going	Inconsistencies with “need to know” principles in procurement mapping, evidence of unauthorized access to information	Documentation and mapping of processes completed December 2015.	
	Enforce ICB procurement guidelines for documentation, timelines, and transparency	BWDB, Bank	On-going		ICB guidelines are enforced.	

Coastal Embankment Improvement Project, Phase I (CEIP-I)

Issues/Risks/ Objective	Actions	Agency respon- sible	Timeline - Plan	Early Warning Indicators to Trigger Additional Action	Timeline - Actual	Remarks
	Appoint a Procurement Panel	BWDB	3-6 months after project effectiveness	Panel members not recruited	Int'l Proc. Expert – Nov 2013 Nat'l Proc. Expert – Nov 2013 Int'l Technical Exp. – 2013, with replacement in April 2015	Contracts of PP expired in 2018 and not renewed as this work is now minimal and being handled by PMU team.
	Enhance complaints mechanism with reporting established and follow-up guidelines	BWDB	On-going	Nature and frequency of complaints	GRC membership composition confirmed in Dec 2015. Fifteen (15) GRC formed in Package 01 area and 21 in Package 02. As of 31 March 2022, <u>Pkg 01</u> : A total of 187 complaints / grievances have been reported. Out of these, 51 complaints have been resolved at the entry level and 134 cases have been resolved through investigations and formal hearing by GRC. The remaining 2 lodged grievances have been referred to a higher level by the GRC. <u>Pkg 02</u> : A total of 56 grievances have been lodged – 34 complaints have been resolved at the entry level and the remaining 22 cases resolved by GRC	
Potential for or reduce risks of conflict of interest among participants in procurement	Declarations of no conflict of interest by BWDB personnel, including members of PP and bidders	BWDB	BWDB personnel by effectiveness; bidders at submission		Complied on rolling basis as staff, consultants and contractors join.	Periodic renewal of COI declaration may be considered.
	Review statements of financial interests	BWDB	Within one month of submission		Not a separate declaration from COI above.	

Coastal Embankment Improvement Project, Phase I (CEIP-I)

Issues/Risks/Objective	Actions	Agency responsible	Timeline - Plan	Early Warning Indicators to Trigger Additional Action	Timeline - Actual	Remarks
	encompassing key project staff Require bidders' statements concerning agents and other possible connections to persons involved with procurement.	BWDB	At bidding stage		Complied on ongoing basis.	
Contract Execution and Project Management Risks						
Avoid collusion of parties involved and ensure transparent management of contracts	BWDB website includes information on contract execution (e.g. gross estimate of completion of works etc.) Establish enhanced complaints mechanism, including ICT Numerous levels of scrutiny: - PD serve as Employer's representative - Construction Supervision Consultant as Engineer - Nominate Resident Engineers at the site	BWDB BWDB Super- vision Consult- ants, M&E	As information becomes available By project effectiveness	Website does not include updated information	Complied on ongoing basis, as information is available. Please see cptu.gov.bd website. Select "Contract Award Notices", MOWR, BWDB. Services have not been uploaded here, but were uploaded to UN Development Business. GRM established in Pkg 01 and 02. In place: PD – Nov 2013 to Feb 2016 New PDs appointed – Feb 2016, Jan 2018, Jan 2019, Jan 2020, Feb 2020 and Jan 2021. DDCS&PMSC – Jan 2015 REs nominated – Jan 2015; RE position for Package 01 vacant for over one year as of September 2019.	Services are also be uploaded to cptu.gov.bd website within the 30-day window after contract signing. The lack of REs for an extended period represents a substantial risk.

Coastal Embankment Improvement Project, Phase I (CEIP-I)

Issues/Risks/Objective	Actions	Agency responsible	Timeline - Plan	Early Warning Indicators to Trigger Additional Action	Timeline - Actual	Remarks
	- M&E Consultant to oversee project performance				RE position for Package 02 appointed – Nov 2018, but position remains vacant. M&E – Nov 2015	
Fraud and Corruption in Delivery of RAP Benefits						
Potential for improper targeting of beneficiaries and/or false delivery	Contract out implementation of RAP to experienced NGOs, with reputable track record for similar programs	NGOs	Contract in place	Reviewers (BWDB, WB) receive plausible complaints borne out by frequency or other corroboration	DDCS&PMSC has KMC on its team, charged with looking after the RAP implementation (since Jan 2015).	There were some complaints of irregularities. DDCCS&PMS Consultant has under-taken preliminary investigation.
	Ensure third party monitoring by the M&E Consultants	M&E	Contract in place		M&E Consultants in place Nov 2015 and developed a Comprehensive M&E Strategy which is being implemented.	
	Conduct survey among beneficiaries	M&E	Unit in place by effectiveness or before	Survey results identify improprieties	Field-level consultations held regularly Baseline survey designed and implemented in early 2016 for Package 01 and early 2018 for Package 02 along with a midline for Pkg 01.	
	Enhance complaints mechanism, including use of ICT	M&E			In place and in process of being improved.	
	Suo moto disclosure of information	BWDB	Designated office in place by effectiveness, begin implementing expanded disclosure		Communication Officer REOI re-advertised in January 2016.	

Coastal Embankment Improvement Project, Phase I (CEIP-I)

Issues/Risks/ Objective	Actions	Agency respon- sible	Timeline - Plan	Early Warning Indicators to Trigger Additional Action	Timeline - Actual	Remarks
			plan three months after effectiveness		Contract signed in March 2017, but expert withdrew before joining. After additional rounds of procurement, officer signed contract on 01 July 2018. Contract concluded on 30 June 2020 and position has been discontinued.	

Annex 7: Key Performance Indicators and Targets per PAD/DPP

Results Framework and Monitoring as of 31 March 2023

Project Development Objectives																	
Indicator Name	Core	Unit of Measure	Base line	Cumulative Target Values										Fre- quency	Data Source/ Meth.	Respon- sible for Data Collection	Remarks
				YR1 14/15	YR2 15/16	YR3 16/17	YR4 17/18	YR5 18/19	YR6 19/20	YR7 20/21	YR8 21/22	YR9 22/23	End Target				
Gross area protected		1000 x ha	-	-	-	-	19.1	35.5	40.8	52.8	66.012	66.012	Annual	BWDB	BWDB	M&E	Target area for Pkg 1 & 2 are 66.012 (1000 x ha)
<i>Achievement</i>				-	-	4.7	9.9	28.7	31.79	41.38	53.46	61.19					All Pkg – 61,190 (92.32%) Pkg 01 – 36,545 (100%) Pkg 02 – 24,546 (84.92%)
Direct project beneficiaries from increased resilience to climate change (number) of which female %	X	1000 x person	0	0	0	0	208	389	448	579	724 (50%)	724 (50%)	Annual	BWDB	BWDB	M&E	The beneficiaries are counted in proportion to the share of embankment with earthwork completed. Package 1 & 2 Population 724,202
<i>Achievement</i>				0	0	39	76	248.9	348.75	399.53	551.51	659.65					All Pkg – 659,654 Pkg 01- 330,303 Pkg 02 – 329,351
Increase cropping intensity		(%)	140	-	-	-	-	158	167	171	180	180	Annual	BWDB	BWDB	M&E	Will be calculated via end line survey, though mid-line survey may also show results, in which case they will be reported.
<i>Achievement</i>				-	-	-	-	-	-	178.20	178.20	186.00					Pkg -01: 167.00 Pkg -02: 205.00

Coastal Embankment Improvement Project, Phase I (CEIP-I)

Contingent Emergency Appropriation		Triggered, if requested [Y/N]	NA	NA	NA	NA	NA	NA	NA	NA	NA	NA	NA	NA	BWDB	BWDB	NA	Not triggered.
Achievement			NA	NA	NA	NA	NA	NA	NA	NA	NA	NA						
Intermediate Results Indicators																		
Indicator Name	Core	Unit of Measure	Base line	Cumulative Target Values										Fre- quency	Data Source/ Meth.	Respon- sible for Data Collection	Remarks	
				YR1 14/15	YR2 15/16	YR3 16/17	YR4 17/18	YR5 18/19	YR6 19/20	YR7 20/21	YR8 21/22	YR9 22/23	End Target					
Length of upgraded embankment		km	0	-	11	68	173	254	309	350	408	408	Annual	BWDB	BWDB	M&E		
Achievement				-	0.8	27.9	44.25	164.93	197.11	244.04	330.13	377.48						All Pkg – 377.478 kms done Pkg 01: 200.617 kms done Pkg 02: 176.861 kms done
Drainage structures replaced		No.	-	-	2	13	34	52	66	75	88	88	Annual	BWDB	BWDB	M&E		
Achievement				-	0	0	19	35	38	56	73	88						All Pkg – 88 fully done; and 4 are in progress Pkg 01: 38 fully done Pkg 02: 46 fully completed and 4 are in progress
Drainage structures repaired		No.	-	-	-	-	1	2	4	6	8	8	Annual	BWDB	BWDB	M&E		
Achievement							0	0	2	2	2	2						All Pkg – 2 done Pkg 01: 2 done Pkg 02: 0 done; 3 in progress

Coastal Embankment Improvement Project, Phase I (CEIP-I)

Flushing structures replaced	No.	-	-	3	14	33	47	57	66	77	80	Annual	BWDB	BWDB	M&E	
<i>Achievement</i>			-	0	0	15	28	29	41	49	68					All Pkg – 68 fully done; 7 are in progress Pkg 01: 29 fully done Pkg 02: 39 fully completed and 7 are in progress
Indicator Name	Core	Unit of Measure	Base line	Cumulative Target Values									Frequency	Data Source/ Meth.	Responsible for Data Collection	Remarks
				YR1 14/15	YR2 15/16	YR3 16/17	YR4 17/18	YR5 18/19	YR6 19/20	YR7 20/21	YR8 21/22	YR9 22/23				
Flushing inlets repaired	No.	-	-	-	-	8	15	25	35	44	44	Annual	BWDB	BWDB	M&E	
<i>Achievement</i>						0	12	14	15	15	15					Pkg 01: 14 of 14 Pkg 02: 1 of 32 done; 28 in progress
Length of River Bank Protection	kms				4.25	5.95	7.70	9.00	9.17	9.37	9.37					
<i>Achievement</i>					0.40	1.81	5.95	8.18	8.67	9.52	9.52					9.524 kms done Pkg 01: 4.250 of 4.25 kms Pkg 02: 5.274 of 5.12 kms
Length of Slope Protection	kms				2	5	9.33	18.00	24.00	29.136	29.136	Annual	BWDB	BWDB	M&E	
<i>Achievement</i>					0.117	3.73	9.33	14.17	18.503	24.027	28.413					All Pkg – 28.413 kms Pkg 01: 19.766 kms Pkg 02: 8.674 kms

Coastal Embankment Improvement Project, Phase I (CEIP-I)

Length of Drainage Channels upgraded		kms	0	-	9	52	125	178	224	261	305	305	Annual	BWDB	BWDB	M&E	
<i>Achievement</i>				-	-	11	27.5	134.34	157.80	215.46	258.13	275.79					275.787 kms done Pkg 01: 150.299 kms done (of 150 kms) (100 % of Pkg 1) Pkg 02: 125.488 kms done (of 155 kms) (81.01 % of Pkg 2)
Indicator Name	Core	Unit of Measure	Base line	Cumulative Target Values									Fre- quency	Data Source/ Meth.	Respon- sible for Data Collection	Remarks	
				YR1 14/15	YR2 15/16	YR3 16/17	YR4 17/18	YR5 18/19	YR6 19/20	YR7 20/21	YR8 21/22	YR9 22/23					End Target
Area restored re/afforested	X	ha	-	-	-	-	-	150	300	450	600	600	Annual	BWDB	BWDB	M&E	
<i>Achievement</i>				-	-	-	-	208	208	416.6	473.8	700.0					
Water Management Organization (WMO)		Nb.	0	-	-	-	-	-	4	8	10	10	Annual	BWDB	BWDB	M&E/ NGO	
<i>Achievement</i>				-	-	-	-	-	5	7	10	10					WMG: 141 formed. Remaining In Polder 33 = 2 WMA: 10 formed/registered
Improved coastal monitoring		Studies	Limited data					1		2	2		Annual	BWDB	BWDB	M&E	Consultant contract signed October 2018.
<i>Achievement</i>				-	-	-											Both studies in progress with interim reports received
BWDB person-days of training provided	X	No.	0	160	320	480	640	800	960	1080	1200	1200	Annual	BWDB	BWDB		
<i>Achievement</i>				341; 66 for women (33)	341; 66 for women (33)	341; 66 for women (33)	461; 66 for women (45)	461; 66 for women (45)	461; 66 for women (45)	536	679 (81)	719 (86)					Number of participants in parentheses (Q2 data)

SHELADIA (USA) / BETS (Bangladesh)

Annual Progress Report 2022-2023 and Quarterly Progress Report No. 31 –April-June 2023

Coastal Embankment Improvement Project, Phase I (CEIP-I)

Grievance Redress Committee (GRC)	No.	0		15	15	36	36	36	36	36	36	Annual	BWDB	BWDB	M&E/ NGO	
<i>Achievement</i>				15	15	36	36	36	36	36	36					
Detailed design of future 7 Polders (including EIA, RAP/LAP)	No.	0						7	7	7	7	Annual	BWDB	BWDB	M&E	All designs completed, with approval of a single structure pending. EIAs approved pending National Disclosure Consultation.
<i>Achievement</i>																