



GOVERNMENT OF THE PEOPLE'S REPUBLIC OF BANGLADESH  
MINISTRY OF WATER RESOURCES

BANGLADESH WATER DEVELOPMENT BOARD  
**COASTAL EMBANKMENT IMPROVEMENT PROJECT PHASE-1 (CEIP-1)**

Financed by World Bank with  
Grant Contribution of PPCR - Climate Investment Fund

**Quarterly Progress Report No. 24**  
**July-Sep 2021**

Progress Report for 1st Quarter of GoB Fiscal Year 2021-22  
Implementation Quarter 26 (since 01 January 2015)

Submitted to:

Project Management Unit  
CEIP-1

Prepared by  
Sheladia Associates, Inc. (USA)  
in association with BETS Consulting Services, Ltd.  
Third Party M&E Consultants for Overall Project Implementation  
(CONTRACT PACKAGE NO. CEIP-1/ C2/S3)



14 November 2021

## BASIC DATA

Country	:	<i>Bangladesh</i>
Project Title	:	Coastal Embankment Improvement Project, Phase-1
Implementing Agency	:	Bangladesh Water Development Board
Report number	:	24
Reporting Period	:	Quarter of July-September 2021

### CURRENCY EQUIVALENTS

(Exchange Rate Effective May 15, 2013)

Currency Unit = Bangladeshi Taka (BDT)

US\$ 1 = BDT 79

Currency Unit = Special Drawing Rights (SDR)

US\$ 1 = SDR 0.66269

### FISCAL YEAR

July 1 - June 30

### Grant Project Component: Pilot Program for Climate Resilience (PPCR)

2.1.1. Grant Source : Climate Investment Fund

2.1.2. Grant Amount : US\$ 25 Million

2.1.3. Date of Grant Approval: 29 May 2013

US\$ 5 Million are allocated for Project Component C 3 Long Term Monitoring, Research and Analysis of Bangladesh Coastal Zone.

**Table i-1: PPCR Expected Disbursements**

Pilot Program for Climate Resilience (PPCR) Expected Disbursements (in US\$ Million)								
Fiscal Year	2014	2015	2016	2017	2018	2019	2020	2021
<b>Annual</b>			10	10	5			
<b>Cumulative</b>			10	20	25			

Source: Project Appraisal Document, 2013

### Loan IDA

2.2.1. Loan Number / Project ID : No. P128276

2.2.2. Loan Amount : US\$375 Million

2.2.3. Date of Loan Approval : 29 May 2013

2.2.4. Date of Loan Declared Effective /

Project Implementation Start Date : 02 Sep 2013

2.2.5. Expected Closing Date : 31 Dec 2020 originally;  
30 June 2022 currently;  
31 Dec 2023 being proposed.

**Table i-2: IDA Expected Disbursements (US\$ Million)**

IDA Expected Disbursements (US\$ Million)								
Fiscal Year	2014	2015	2016	2017	2018	2019	2020	2021
<b>Annual</b>	5	5	10	45	75	75	75	85
<b>Cumulative</b>		10	20	65	140	215	290	375

Source: Project Appraisal Document, 2013

## ACRONYMS AND ABBREVIATIONS

ADB	Asian Development Bank
aka	also known as
BDT	Bangladeshi Taka
BFD	Bangladesh Forestry Department
BoQ	Bill of Quantities
BUET	Bangladesh University of Engineering & Technology
BWDB	Bangladesh Water Development Board
C&AG	Controller and Auditor General
C-ESMP	Contractor's Environmental and Social Management Plan
CCGP	Cabinet Committee for Government Purchase
CCL	Cash Compensation Under Law
CEGIS	Center of Excellence for Geospatial Information Science
CEIP	Coastal Embankment Improvement Project
CERC	Contingent Emergency Response Component
CIF	Climate Investment Fund
COI	Conflict of Interest
CPTU	Central Procurement Technical Unit
CQS	Consultant Qualifications-Based Selection
CUL	Compensation Under Law
DA	Designated Account
DC	Deputy Commissioner
DG	Director General
DLAC	District Land Acquisition Committee
DoE	Department of Environment
DSC	Detailed Design, Construction Supervision & Project Management Support Consultants
DDCS&PMSC	Detailed Design, Construction Supervision & Project Management Support Consultants
DVD	Digital Video Disk
EA	Environmental Assessment
EC	Entitlement Cards
ECC	Environmental Clearance Certificate (of DoE)
EHS	Environmental Health and Safety
EIA	Environment Impact Assessment
EP	Entitled Persons
EMF	Environment Management Framework
EMP	Environnemental Management Plan
Eoi	Expression of Interest
FAPAD	Foreign Aided Project Audit Directorate
F&C	Fraud and Corruption
FGD	Focus Group Discussion

FIDIC	Federation Internationale des Ingenieurs Conseils (French); International Federation of Consulting Engineers
FM	Financial Management
FMS	Financial Management Specialist
FO	Field Office
FY	Fiscal Year
GAAP	Governance and Accountability Action Plan
GBM	Ganges, the Brahmaputra or Jamuna, and the Meghna
GCC	General Conditions of Contract
GCM	Global Climate Model
GIS	Geographic Information System
GoB	Government of People's Republic of Bangladesh
GPS	Global Positioning System
GRC	Grievance Redress Committee
GRM	Grievance Redress Mechanism
ha	hectare
HOPE	Head of the Procuring Entity
HQ	Headquarters
IC	Individual Consultant
ICB	International Competitive Bidding
ICBPQ	International Competitive Bidding with pre-qualification
ICT	Information and Communications Technology
ID	Identification
IDA	International Development Association (World Bank Group)
IFB	Invitation for Bid
IMED	Implementation Monitoring and Evaluation Division (Ministry of Planning)
IOL	Inventory of Losses
IPCC	Intergovernmental Panel on Climate Change
IPDP	Indigenous Peoples Development Plan
IPM	Integrated Pest Management
IPOE	Independent Panel of Expert
IRM	Immediate Response Mechanism
ISM	Implementation Support Mission
IUFR	Interim Unaudited Financial Report
IWM	Institute of Water Modeling
JVS	Joint Verification Survey
km	kilometer
KMC	Knowledge Management Consultants, Ltd. (RAP Team of DDCS&PMSC)
LAP	Land Acquisition Plan
LCS	Labor Contracting Societies
LG	Local Government
LGED	Local Government Engineering Department
MDSP	Multipurpose Disaster Shelter Project

MEAG	M&E Advisory Group
MIS	Management Information System
MoL	Ministry of Lands
MoWR	Ministry of Water Resources
M&E	Monitoring & Evaluation
NCB	National Competitive Bidding
NGO	Non-Government Organization
NID	National ID
NOL	No Objection Letter
NCR	Non-Compliance Register/Record
O&M	Operation and Maintenance
OP	Operation Policy
PAH	Project Affected Household
PAP	Project Affected Person
PAVC	Property Asset Valuation Committee
PC	Polder Committee
PCM	Public Consultation Meeting
PD	Project Director
PDO	Project Development Objectives
PMU	Project Management Unit
PMIS	Project Management Information System
PPCR	Pilot Program for Climate Resilience
PPE	Personal Protective Equipment
PRAC	Physical Relocation Assistance Committee
PRMP	Procurement Risk Mitigation Plan
PSC	Project Steering Committee
PY	Project Year
Q	Quarter
QBS	Quality Based Selection
QPR	Quarterly Progress Report
RAP	Resettlement Action Plan
RE	Resident Engineer
REOI	Request for Expression of Interest
RFP	Request for Proposal
ROW	Right-of-Way
RTI	Right to Information
SAP	Social Action Plan
SDR	Special Drawing Rights
SECU	Social, Environment and Communication Unit
SLR	Sea-Level Rise
SMRPF	Social Management and Resettlement Policy Framework
TA	Technical Assistance
ToR	Terms of Reference

UNDB	United Nations Development Business
USD	United States Dollar
WB	World Bank
WMO	Water Management Organization
WMIP	Water Management Improvement Project
XEN	Executive Engineer

## Quarterly Progress Report No. 24 July-September 2021

### Table of Contents

BASIC DATA .....	i
ACRONYMS AND ABBREVIATIONS .....	ii
EXECUTIVE SUMMARY .....	x
1. PROJECT BACKGROUND .....	1
2. PROJECT INPUTS.....	4
2.1. Finance and Disbursements.....	4
2.2. Project Inputs – Personnel and Equipment .....	7
2.2.1 Project Organization Chart.....	7
2.2.2 Project Management Unit (PMU) .....	8
2.2.3 Detailed Design, Construction Supervision and Project Management Support Consultant (DDCS&PMSC) .....	8
2.2.4 NGO Consultancy Service to Implement: (a) Social Mobilization with Social Action Plan (including setting up WMOs), (b) Social Afforestation and (c) Integrated Pest Management (IPM) Plan .....	9
2.2.5 Consultancy Service for Long Term Monitoring, Research and Analysis of Bangladesh Coastal Zone.....	10
2.2.6 Works Contractor Package 1.....	10
2.2.7 Works Contractor Package 2.....	10
2.2.8 Works Contractor Package 3.....	14
2.2.9 Third Party M&E Consultants .....	14
2.3. Procurement .....	15
3. STATUS OF PROJECT OUTPUTS BY COMPONENT .....	16
3.1. Outputs of Component A: Rehabilitation and Improvement of Polders .....	16
3.1.1 Outputs of A1: Rehabilitation and Improvement of Polders –Package 01 .....	16
3.1.2 Outputs of A1: Rehabilitation and Improvement of Polders –Package 02 .....	21
3.1.3 Output of A2: (a) Social Mobilization with Social Action Plan (including setting up WMOs), (b) Social Afforestation and (c) Integrated Pest Management (IPM) Plan .....	23
3.2. Outputs of Component B: Implementation of Social and Environmental Management Frameworks and Plans .....	24
3.2.1 Outputs of B1: Implementation of Social Action Plans .....	24
3.2.2 Outputs of B2: Implementation of Social Management and Resettlement Policy Framework (SMRPF) and Resettlement Action Plans (RAPs).....	24
3.2.3 Outputs of B3: Implementation of EMF and EMPs.....	34
3.3. Outputs of Component C: Construction Supervision, Project Monitoring and Evaluation and Coastal Zone Monitoring .....	44
3.3.1 Outputs of C1: Detailed Design and Construction Supervision of Package 01 ....	44
3.3.2 Outputs of C1: Detailed Design and Construction Supervision of Package 02 ....	44
3.3.3 Outputs of C1: Detailed Design and Construction Supervision of Package 03 ....	45
3.3.4 Outputs of C2: Third Party Monitoring and Evaluation of Project.....	46

3.3.5	Outputs of C3: Long-Term Monitoring, Research and Analysis of Bangladesh Coastal Zone .....	46
3.4.	Outputs of Component D: Project Management, Technical Assistance, Training and Strategic Studies .....	46
3.4.1	Outputs of D1: Project Management Support and Audits.....	46
3.4.2	Outputs of D3: Strategic Studies and Future Project Preparation .....	48
3.5.	Outputs of Component E: Contingent Emergency Response .....	48
4.	KEY PERFORMANCE INDICATORS.....	49
5.	PLANS FOR THE NEXT TWO QUARTERS AND BEYOND .....	52
5.1.	Planned Outputs for Component A: Rehabilitation and Improvement of Polders.....	52
5.1.1	Planned Outputs of A1: Rehabilitation and Improvement of Polders.....	52
5.1.2	Planned Output of A2: Afforestation .....	53
5.2.	Planned Outputs of Component B: Implementation of Social and Environmental Management Frameworks and Plans .....	53
5.2.1	Planned Outputs of B1: Implementation of Social Action Plans .....	54
5.2.2	Planned Outputs of B2: Implementation of Social Management and Resettlement Policy Framework (SMRPF) and Resettlement Action Plans (RAPs).....	54
5.2.3	Planned Outputs of B3: Implementation of EMF and EMPs .....	54
5.3.	Planned Outputs of Component C: Construction Supervision, Project Monitoring and Evaluation and Coastal Zone Monitoring .....	54
5.3.1	Planned Outputs of C1: Detailed Design and Construction Supervision .....	54
5.3.2	Planned Outputs of C2: Third Party M&E Consultants .....	55
5.3.3	Planned Outputs of C3: Long-Term Monitoring, Research and Analysis of Bangladesh Coastal Zone.....	55
5.4.	Planned Outputs of Component D: Project Management, Technical Assistance, Training and Strategic Studies.....	55
5.4.1	Planned Outputs of D1: Project Management Support and Audits.....	55
5.4.2	Planned Outputs of D2: Technical Assistance and Training.....	56
5.4.3	Planned Outputs of D3: Strategic Studies and Future Project Preparation .....	56
5.5.	Planned Outputs of Component E: Contingent Emergency Response.....	56
5.6.	Agreed Actions .....	56
6.	CONTRACTUAL, LEGAL AND ADMINISTRATIVE MATTERS .....	64
6.1.	Works Contract W-01 .....	64
Performance Bonds and Insurance.....	64	
Invoices and Payments.....	64	
Contract Modifications.....	64	
6.2.	Works Contract W-02 .....	64
Performance Bonds and Insurance.....	64	
Invoices and Payments.....	64	
Contract Modifications.....	64	
6.3.	Works Contract W-03 .....	65
6.4.	DDCS&PMS Consultants Contract .....	65
Invoices and Payments.....	65	
Contract Modifications.....	65	
6.5.	Third Party M&E Consultants Contract.....	65
Invoices and Payments.....	65	



Contract Modifications.....	65
7. ISSUES AND RECOMMENDATIONS .....	66
ANNEXES .....	A-1
Annex 1 Map of the Project Area .....	A-1
Annex 2: Basic Characteristics of the Project Polders as per PAD .....	A-2
Annex 3: Overview of PMU Staff .....	A-3
Annex 4 Project Input: Budget and Disbursements- September 2021 .....	A-5
Annex 5 Project Input Procurement Status and Plans.....	A-7
Annex 6 Governance Accountability and Action Plan .....	A-28
Annex 7: Key Performance Indicators and Targets per PAD/DPP.....	A-35

## List of Tables

TABLE ES 1: WORLD BANK DISBURSEMENTS TO CEIP-1 .....	X
TABLE ES 2: STATUS OF APPROVAL OF DESIGN OF PACKAGE 3 .....	XIX
TABLE ES 3:PACKAGE W-01 CONTRACTOR’S S CURVE .....	XXIX
TABLE ES 4:PACKAGE W-02 CONTRACTOR’S S CURVE .....	XXX
TABLE 1:KEY OUTCOMES OF THE PROJECT .....	1
TABLE 2: DISBURSEMENT FROM THE WORLD BANK TO THE PROJECT .....	4
TABLE 3: REVENUE EXPENDITURES / INPUT COST UP TO 1 <sup>ST</sup> QUARTER OF FY 2021-22 (AS OF 30 SEPTEMBER 2021) .....	5
TABLE 4: CAPITAL EXPENDITURES / OUTPUT COST AS OF 1 <sup>ST</sup> QUARTER OF FY 2021-22 (AS OF 30 SEPTEMBER 2021) .....	5
TABLE 5: SHARE OF DISBURSEMENT WHICH IS REVENUE EXPENDITURE – AS OF 30 SEPTEMBER 2021 (USD).....	6
TABLE 6: CUMULATIVE EXPENDITURES BY THE PROJECT .....	6
TABLE 7: STATUS OF DEPLOYMENT OF MOST CRITICAL STAFF OF DDCC&PMS CONSULTANT .....	8
TABLE 8: MANPOWER MOBILIZED BY PACKAGE 01 CONTRACTOR .....	11
TABLE 9: REQUIRED EQUIPMENT –ESTIMATE OF DDCC&PMS PACKAGE 01.....	11
TABLE 10: EQUIPMENT DEPLOYED BY PACKAGE 01 CONTRACTOR AS OF 30 SEPTEMBER 2021 .....	11
TABLE 11: MANPOWER MOBILIZED BY PACKAGE 02 CONTRACTOR .....	13
TABLE 12: EQUIPMENT REQUIREMENTS PER DDCC&PMS – PACKAGE 02 .....	13
TABLE 13: EQUIPMENT DEPLOYED BY PACKAGE 02 CONTRACTOR AS OF 30 JUNE 2021.....	13
TABLE 14: NUMBER OF MANUAL AND AUTOMATED CC BLOCK MACHINES BY LOCATION .....	16
TABLE 15: PACKAGE 01 PROGRESS ON EMBANKMENT RE-SECTIONING/RETIRED IN KMS .....	17
TABLE 16: PACKAGE 01 PROGRESS ON EMBANKMENT EARTHWORK IN M3 .....	17
TABLE 17: SUMMARY OF NUMBER OF HYDRAULIC STRUCTURES IN PROGRESS BY POLDER .....	18
TABLE 18: EXCAVATION/RE-EXCAVATION OF DRAINAGE CHANNELS IN M3 AND RATIO LENGTH.....	18
TABLE 19: PACKAGE 01 BANK PROTECTION WORKS - PROGRESS COMPARED TO TARGET.....	19
TABLE 20: SLOPE PROTECTION WORKS - PROGRESS COMPARED TO TARGET .....	19
TABLE 21: SUMMARY OF EMERGENCY WORKS UNDER THE HEAD OF "ENVIRONMENTAL MITIGATION WORKS" ...	20
TABLE 22: SUMMARY OF EMERGENCY WORKS UNDER THE HEAD OF "PHYSICAL & PRICE CONTINGENCY".....	20
TABLE 23: CC BLOCK PRODUCTION OF PACKAGE 01 .....	21
TABLE 24: PACKAGE 02 PROGRESS ON EMBANKMENT RE-SECTIONING/RETIRING IN KMS.....	21
TABLE 25: PACKAGE 02 PROGRESS ON EMBANKMENT EARTHWORK IN 000 M3.....	22
TABLE 26: CC BLOCK PRODUCTION OF PACKAGE 2 .....	23
TABLE 27: NUMBER OF WMG AND WMA FORMED AND REGISTERED .....	23
TABLE 28: NUMBER OF TITLED AND NON-TITLED ENTITIES IN PACKAGE 01 POLDERS.....	24
TABLE 29: NUMBER OF NON-TITLED ENTITIES (INCLUDING TENANTS AND WAGE LABORERS) IN PACKAGE 01 POLDERS.....	24

TABLE 30: STATUS OF NON-TITLED EPS COMPENSATION (SQUATTERS, TENANTS & WAGE LABOR) PAID IN PACKAGE 01 .....	25
TABLE 31: STATUS OF RELOCATION OF COMPENSATED EPS.....	25
TABLE 32: PAYMENTS TO TITLED EPS - PACKAGE 01 .....	25
TABLE 33: SUMMARY PROGRESS OF LAP AND RAP IMPLEMENTATION - PACKAGE 01.....	26
TABLE 34: LAND REQUIREMENT FOR PACKAGE 01 .....	27
TABLE 35: STATUS OF LAND ACQUISITION - PACKAGE 01 .....	27
TABLE 36: FOCUS GROUP FORMATION AND NUMBER OF MEETINGS - PACKAGE 01.....	27
TABLE 37: NUMBER OF TITLED AND NON-TITLED ENTITIES (EXCL. TENANTS AND WAGE LABORERS) - PACKAGE 02 .....	29
TABLE 38: BREAKDOWN OF NON-TITLED EPS BY POLDER AND CATEGORY IN PACKAGE 02 .....	29
TABLE 39: STATUS OF NON-TITLED EPS COMPENSATION PAID IN PACKAGE 02 .....	29
TABLE 40: STATUS OF RELOCATION OF COMPENSATED EPS.....	30
TABLE 41: PAYMENTS TO TITLED EPS - PACKAGE 02 .....	30
TABLE 42: SUMMARY PROGRESS OF LAP AND RAP IMPLEMENTATION - PACKAGE 02.....	31
TABLE 43: STATUS OF LAND ACQUISITION - PACKAGE 02 .....	32
TABLE 44: FOCUS GROUP FORMATION AND MEETINGS - PACKAGE 02 .....	32
TABLE 45: PROJECT-AFFECTED RAKHINE PEOPLE .....	32
TABLE 46: OVERALL ENVIRONMENTAL SAFEGUARDS ACTIVITIES.....	34
TABLE 47: ENVIRONMENTAL TRAINING OF CONTRACTOR'S EXPATRIATE AND LOCAL WORKERS - PACKAGE 01 .	36
TABLE 48: ENVIRONMENTAL TRAINING OF CONTRACTOR'S EXPATRIATE AND LOCAL WORKERS - PACKAGE 02 .	36
TABLE 49: STATUS OF ITEMS OF ACTION PLAN SUGGESTED BY FIFTH ANNUAL ENVIRONMENTAL AUDIT .....	37
TABLE 50: STATUS OF AFFORESTATION .....	43
TABLE 51: STATUS OF DESIGN - PACKAGE 03 .....	45
TABLE 52: STATUS OF PMU INSTITUTIONAL SETUP AND FINANCIAL MANAGEMENT ARRANGEMENTS.....	46
TABLE 53: KEY PERFORMANCE INDICATORS (KPI).....	49
TABLE 54: ESTIMATE OF AREA AND POPULATION PROTECTED BY THE EMBANKMENT WORKS - SEPTEMBER 2021 .....	51
TABLE 55: STATUS OF REHABILITATION AND IMPROVEMENT OF POLDERS OF PACKAGE 01 .....	52
TABLE 56: STATUS OF REHABILITATION AND IMPROVEMENT OF POLDERS OF PACKAGE 02 .....	52
TABLE 57: STATUS OF PREPARATION OF PACKAGE 03 .....	53
TABLE 58: TENTATIVE AFFORESTATION PROGRAM DURING 2021-22.....	53

## List of Figures

FIGURE 1:PROJECT ORGANIZATION CHART.....	7
FIGURE 2: COMPARISON OF EQUIPMENT AVAILABLE AND REQUIRED – PACKAGE 01 .....	12
FIGURE 3: COMPARISON OF EQUIPMENT AVAILABLE AND REQUIRED – PACKAGE 02 .....	14

## Quarterly Progress Report No. 24 July-September 2021

### EXECUTIVE SUMMARY

#### Introduction

This Quarterly Progress Report (QPR) presents the status of project inputs and outputs and provides information on the activities, processes, accomplishments, constraints, issues and recommendations in summary for the July-September 2021 quarter. It covers all consultancies and contracts of the Project and thus is a consolidated progress report.

The QPRs are intended to provide the Project Director, Project Steering Committee (PSC) and World Bank with information on emerging issues as well as a record of the project as it evolved through the last quarter. It is intended to also show the plans for the project overall, and specifically the next two quarters and to report progress against the respective targets. Should delay occur the report aims to alert as to the potential impact which such delay may have on the project schedule overall. The report consolidates the individual reports of several implementing partners under the project. These partners will present their own data. In general, such data would be incorporated as it was reported, and the PMU and the M&E team may also verify data independently.

The Executive Summary contains the following sections:

- Summary of Achievements during the Quarter
- Issues and Recommendations
- Summary of Plans for Next Two Quarters

#### Summary of Achievements during the Quarter

##### Disbursements and Expenditures

Cumulative figures of disbursements from the World Bank (and PPCR) to the BWDB appear below, converted from BDT to USD at the original rate of 79 BDT per USD.

Disbursements to the Project stand at 65.46% of the total amount as of 30 September 2021, which is no change from the prior quarter, and 58.95% in one year back. The total disbursed to date stands \$261.837 million comprised of IDA Credit US\$236.837m plus Trust Fund PPCR Grant US\$ 25.0m.

Table ES 1: World Bank Disbursements to CEIP-1

Quarter end-Date	Cumulative as of Given Date			
	IDA Credit	PPCR Grant	Total	As % of Total Project Cost
<b>30-Sep-21</b>	236.837	25	261.837	65.46%
30-Jun-21	236.837	25	261.837	65.46%
30-Jun-20	210.813	25	235.813	58.95%
30-Jun-19	163.342	24.474	187.816	46.95%
30-Jun-18	83.24	19.98	103.22	25.80%
30-Jun-17	38.52	17.01	55.53	13.88%
30-Jun-16	17.48	8.72	26.2	6.55%
30-Jun-15	17.48	0	17.48	4.37%
30-Jun-14	4.63	0	4.63	1.16%

Source: PMU of CEIP-1

As of September 2021, the Loan had been effective for 97 months (8 years, 1 month). According to the IMED reports prepared by PMU (and using the original exchange rate of BDT 79 per USD), total disbursement (expenditures) by the project is as follows:

- Sep 2021 - US\$ 236.44 million, or 57.5% of total project cost
- June 2021 - US\$ 236.44 million, or 57.5% of total project cost
- June 2020 - US\$ 215.6 million, or 51.9% of total project cost
- June 2019 - US\$ 173.6 million, or 43.4% of total project cost
- June 2018 - US\$ 97.0 million, or 23.4% of total project cost
- June 2017 - US\$ 50.4 million, or 12.6% of total project cost
- June 2016 - US\$ 22.0 million, or 5.3% of total project cost
- June 2015 - US\$ 3.0 million, or 0.7% of total project cost

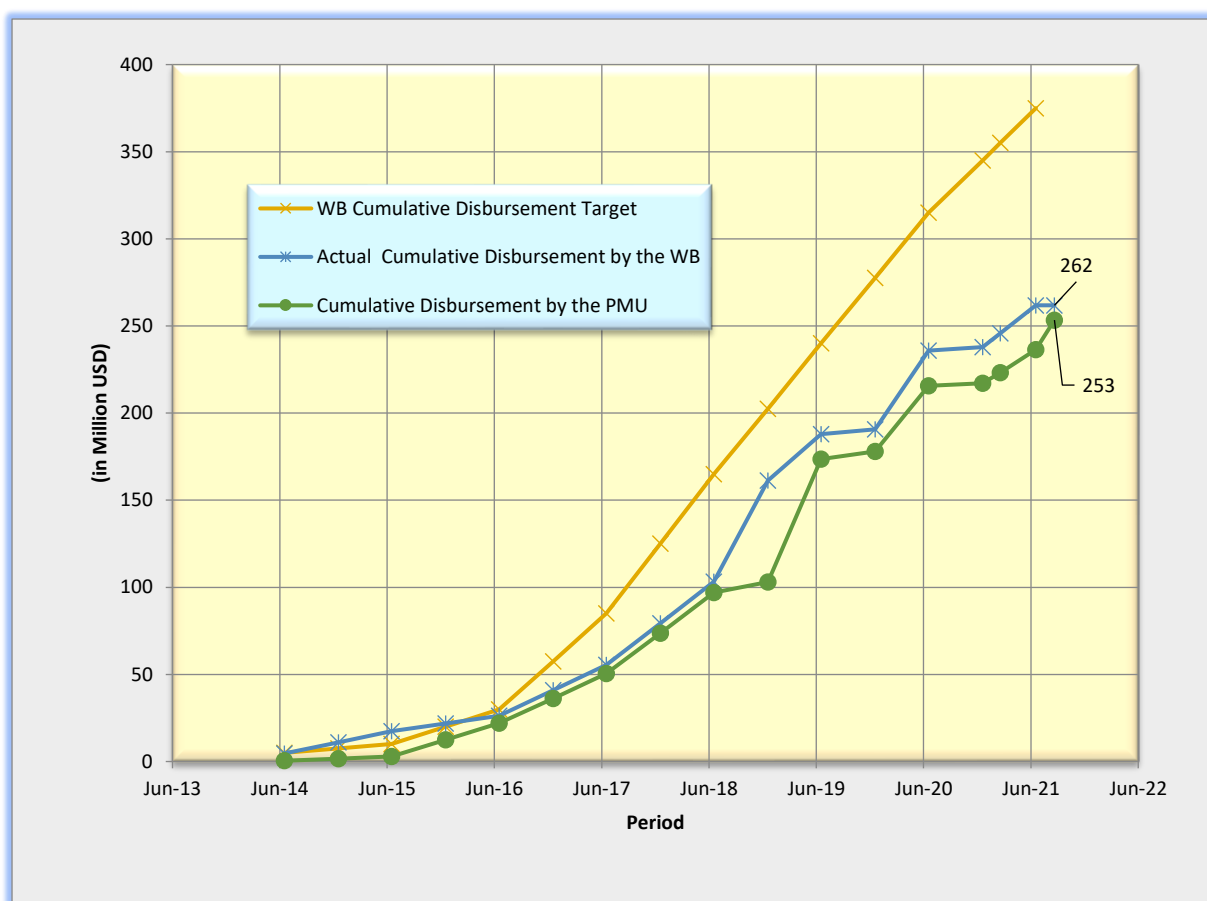


Figure ES 1: Actual Disbursements and Expenditures Compared to Plan

Figure ES-1 compares the actual disbursement to the project by the World Bank and actual project expenditures with the planned disbursement levels as per the Project Appraisal Document. There was no disbursement by either the World Bank or the project during the July-September 2021 quarter.

Historically, there was a dramatic improvement in disbursement by the project during the FY18/19 as works and land acquisition expenditures accelerated that year and as works for both contract packages were actively progressing. Expenditures by CEIP-1 in FY20/21 were only \$20.85 million (approximately 5% of total project cost) but this is due in part to delays occasioned by COVID-19, in part to slow performance of the Pkg 02 Contractor, and in part to delays in submitting and processing IPCs. This compares to the total of \$50.63 million that was planned to be expended during FY 2020-21 resulting in an overall achievement for the year of 41%.

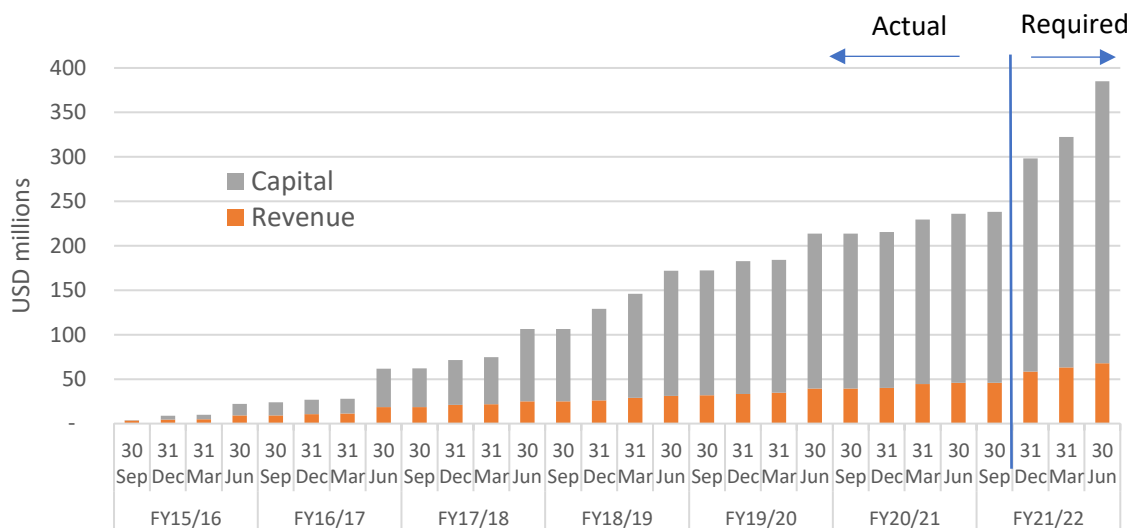


Figure ES-2: Expenditures through 30 September 2021 and projected (rather "required if completion date is to be met") expenditures classified by capital and revenue categories.

Figure ES-2 presents the expenditures through 30 September 2021 and projected expenditures classified by capital and revenue categories. Capital expenditures include physical works and land acquisition costs while revenue expenditures include consultancies, resettlement compensation and project administration. The expenditures as of the original closing date of 31 December 2020 reached only \$217 million so the agreed extension through 30 June 2022 was clearly required. In fact, the projection shown in Figure ES-2 (post September 2021) is not what is expected, but rather what would be required to complete the project on time. Such a pace of expenditure is not possible which points to the need to consider additional extension of time, which is already under discussion with a new completion date of December 2023.

Annex 4 provides further details on the status on Finance and Disbursements by the Project.

### **Institutional Arrangements**

The PMU is staffed with qualified and dedicated professionals, and most key positions have been filled. The PD position has been filled continuously, and the Deputy PD position was finally filled in January 2020. The Financial Management Specialist became vacant on 30 September 2019 but the replacement signed a contract on 23 September and commenced work on 30 September 2021.

**Procurement**

Proposals have been evaluated for the Consultancy Services for the Feasibility Studies and Preparation of Design for the next phase of CEIP, but contract negotiations with first ranked firm failed. Contract negotiation with 2<sup>nd</sup> ranked firm was concluded and the contract signed on 19 July 2021.

**Works – Contract 01**

Contractor	:	CHWE (China)
Contract Signature Date	:	01 November 2015
Notice to Commence	:	26 January 2016
Original Contract Duration	:	36 months to 25 January 2019
1 <sup>st</sup> Revised Duration	:	53 months to 25 June 2020
2 <sup>nd</sup> Revised Duration	:	65 months to 30 June 2021
3 <sup>rd</sup> Revised Duration	:	74 months to 30 March 2022

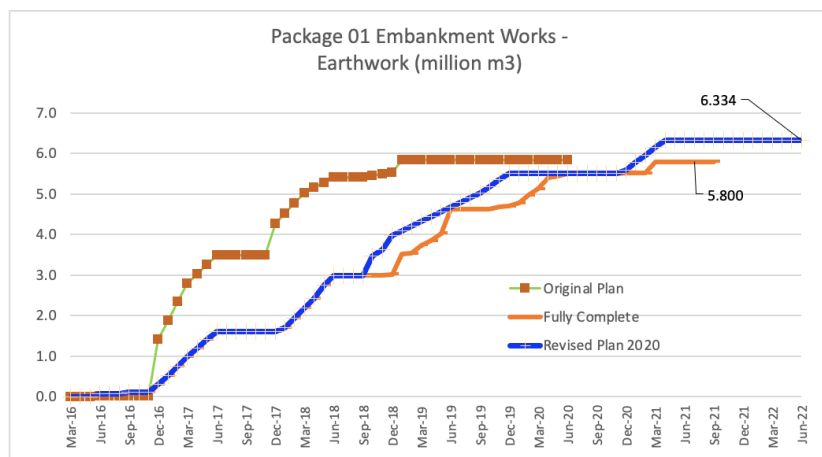
Physical progress was slow in the first 12 months but improved substantially thereafter starting with the 2017/18 construction season and especially during 2018/19. A revised Work Program was approved in August 2018 which showed completion in June 2020 – an extension of 17 months. With the advent of the COVID-19 pandemic and multiple lockdowns, the pace of work progress has been reduced starting with the 4<sup>th</sup> quarter of the 2019-20 fiscal year. The Employer has approved an Extension of Time for execution of the works of this Contract first up to 30 June 2021 and subsequently up to 31 March 2022. These EOTs were granted on the condition that no claim will be acceptable due to this Extension of Time.

With the new 3<sup>rd</sup> extension, the contract period now has a total duration of 74 months. At the 68-month mark (September 2021), 95.73 % of the works has been done while 92% of time has elapsed.

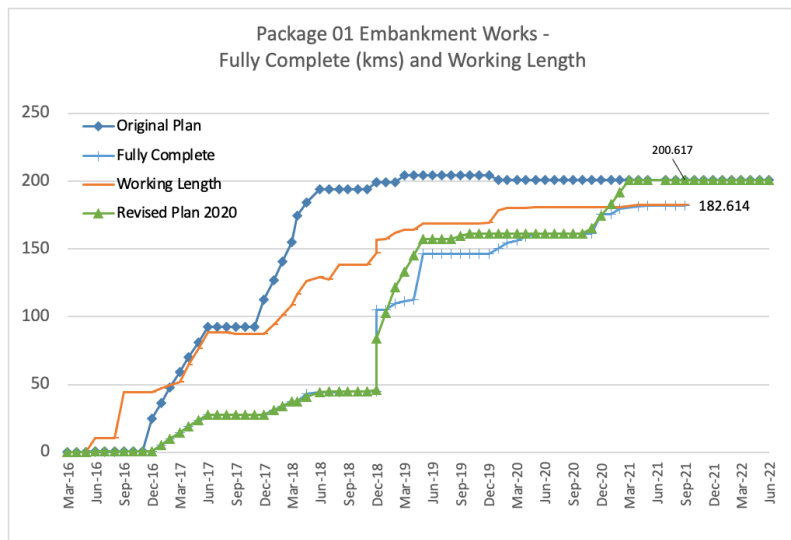
Physical progress as of September 2021 is shown in the figures which follow, comparing it to the status of previous quarters and years.

**Embankment works**

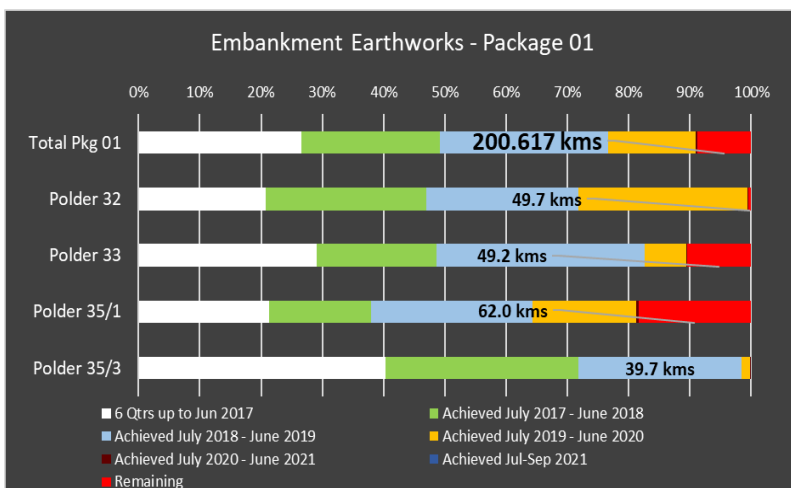
stand at 91.6% complete as of 30 September 2021 in terms of m<sup>3</sup> of earthwork which was 91.3% in the prior quarter, and 86.9% one year back. This quarter falls in the rainy season so little earthwork is possible.




The **length of embankment** on which work has started or been completed as of 30 September, 2021 stands at 182.614 kms of which 181.659 kms are fully completed. The working length is almost same as in June 2021 (180.62 kms) and 180.525 in June of the prior year, but full completion advanced by more than 20 kms from 161.008 kms as of 30 June 2020.



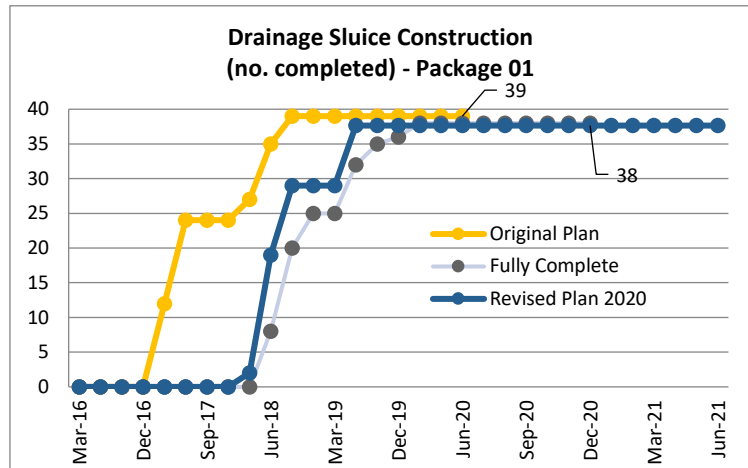
While Package 01 has achieved 91.6% progress for **embankment earthwork** in cubic meter terms, there is variability across polders. Polder 35/3 is the furthest advanced as fully completed, Polder 32 at 99.54% complete, then Polder 33 at 89.52%, and Polder 35/1 at 81.81% complete. There was little achievement in the July-September quarter or the entire 2020/21 fiscal year.



Drainage channel excavation stands at 136.8 kms completed out of 151.21 as of 30 September 2021. In terms of cubic meters of work, 86.25% has been done as of September 2021. As it was rainy season, there was no advance in the July-September quarter. All drainage sluices and flushing sluices have been completed.

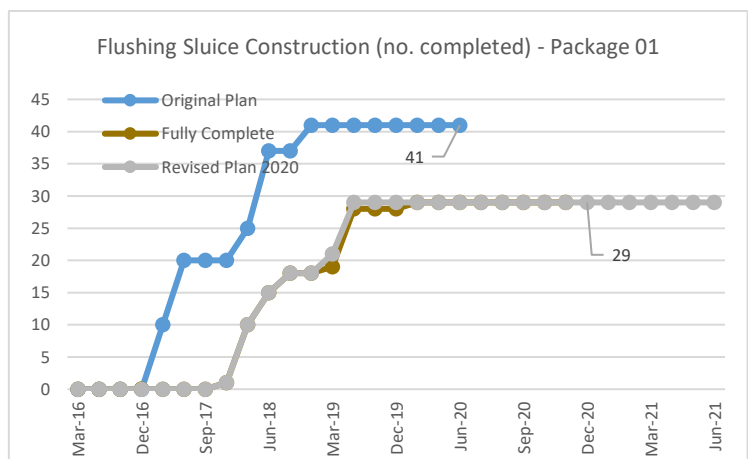


**New drainage sluice** construction progress percentage is calculated as the number of sluices completed divided by the target number. Achievement has been at 100%, meaning all 38 drainage sluices are substantially completed since the year ending June 2020. Improvements and retrofits of some of the gate mechanisms have been required and undertaken.



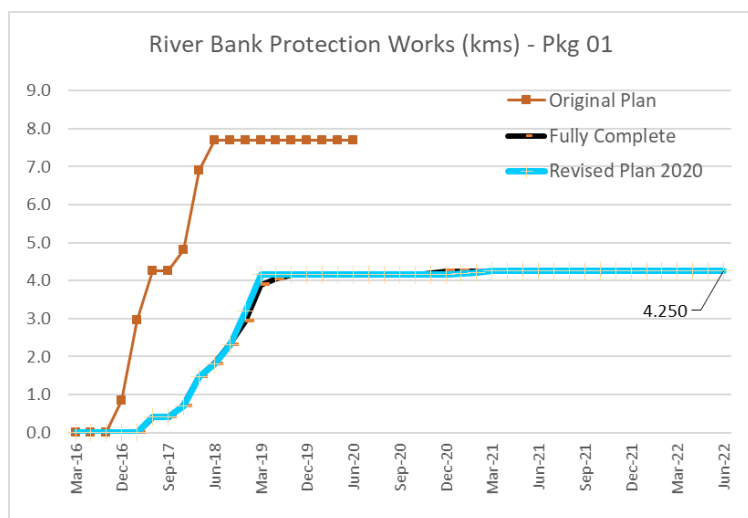
Also, repair work on 2 **existing drainage sluices** was completed two years back.

All 29 **new flushing sluice** works were fully completed – the final one being done during 2020/21.



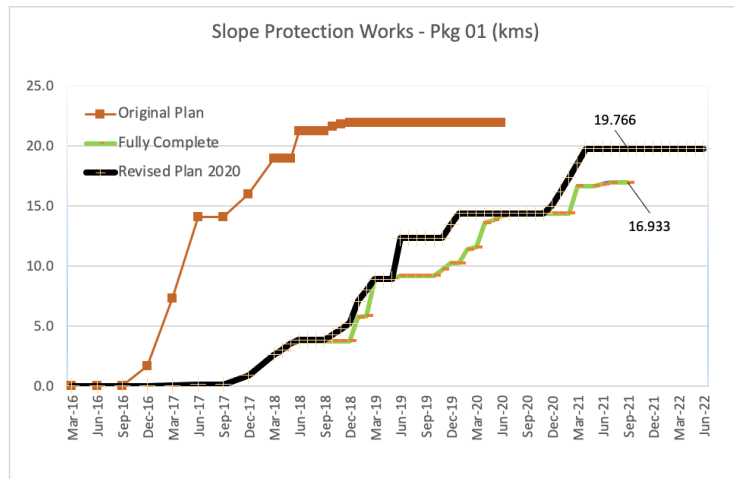
As for **flushing inlet repair**, the last one of the 14 nos. of inlets was completed in the quarter ending June 2021 so this work is now complete.

**Bank protection works** stand at 100% complete (4.25 kms) since December 2020.

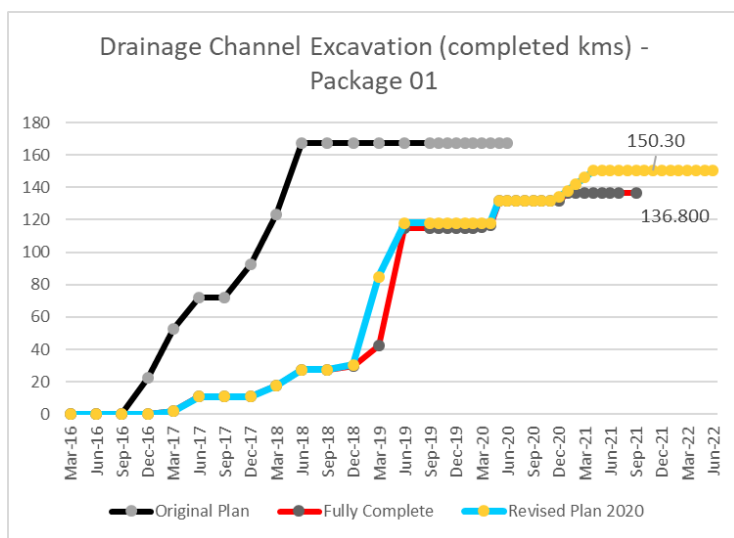




**Slope protection works** stand at 16.933 kms done out of 19.766 kms. This represents an 85.7% level of progress and compares to a cumulative figure of 16.803 kms (85.0% progress) at the end of the prior quarter, and 71.7% in June 2020.



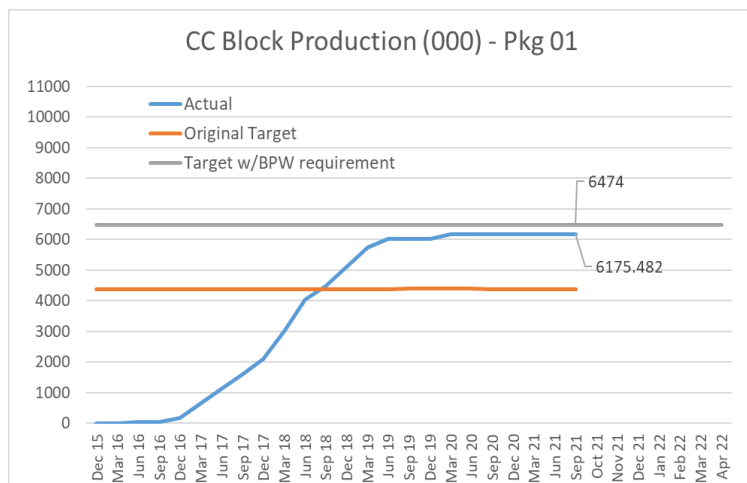
**Drainage channel Excavation** work stands at 136.80 kms done out of 150.30 kms since December 2020. This represents a 91.0% level of progress and compares to a cumulative figure of 115.55 kms done at the end of the last fiscal year (June 2020).



Package 01 CC block production has progressed as follows:

30 Sep 2021	6.175 million
30 Jun 2021	6.175 million
30 Jun 2020	6.175 million
30 Jun 2019	6.015 million
30 Jun 2018	4.056 million
30 Jun 2017	1.140 million

There was no production of CC block during last 18 months. If Package 01 still requires 6.474 million blocks in total, then another 299 thousand blocks will need to be produced. Current production has reached 95.38% of the required number.



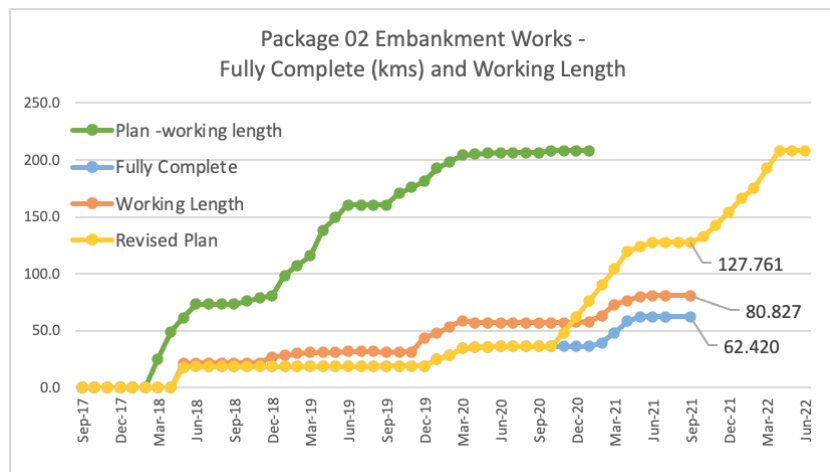
**Works – Contract 02**

Contractor	:	CICO (China)
Contract Signature Date	:	08 March 2017
Notice to Commence	:	12 July 2017
Original Contract Duration	:	42 months to 12 January 2021
1 <sup>st</sup> Revised Duration	:	59.5 months to 30 June 2022

- Mobilization and physical progress have been exceptionally slow. As of September 2021, 50.5 months of this 59.5-month contract period have elapsed, or 85% of the time. Works progress overall (using financial achievement) stands at 67.62% up from the 65.40% progress level of June 2020. While progress lags were due at least in part to COVID-19 and visa problem for Chinese skilled-labor, there is inadequate attention to embankment work apparently due to the low unit rates quoted by the Contractor for this work.
- Out of 51 **drainage sluices to be newly constructed**, the contractor has fully completed 18 nos. and 25 nos. are in progress.
- Out of 51 **flushing sluices to be newly constructed**, the contractor has fully completed 12 no. and 12 nos. are in progress
- No **CC blocks** were produced in the quarter so cumulative production is 6,450,521 CC blocks as of 30 September 2021 compared to a requirement of 7.8 million blocks.
- Emergency works were undertaken in five locations in three Polders.

The following figures present some of the works achieved to date. The contractor’s work plan has been revised very recently but it is under review at PMU.

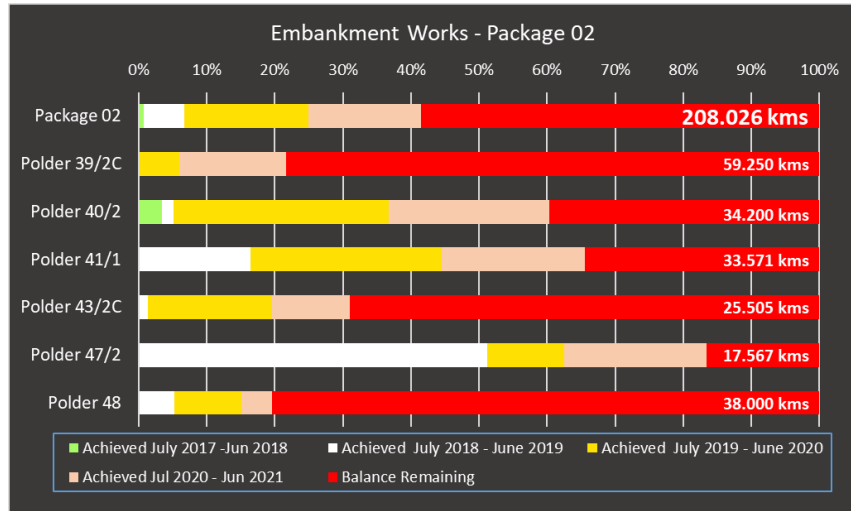
The working length of **embankments** as of 30 September 2021 stands at 80.827 kms of which 62.42 kms are fully completed. Fully completed embankment work **represents a paltry 30% of the total to be done after four years.**



**Embankment earth work stands at 40.4%**


completed at end of 30 September 2021 which is unchanged from June. This is up from 24.7% one year back. The initial effort in embankment works focused almost exclusively on Polder 40/2, but during the past year and one-half the earthworks on Polder 47/2 have advanced to

82%, Polder 41/1 advanced to 65% complete and work got under way in all the other polders. Still, the progress on the embankments is

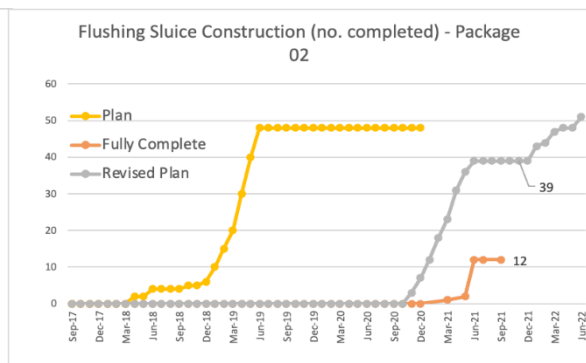
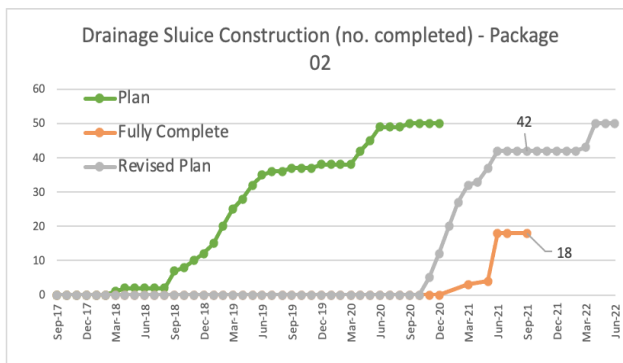


**Drainage channel excavation work**

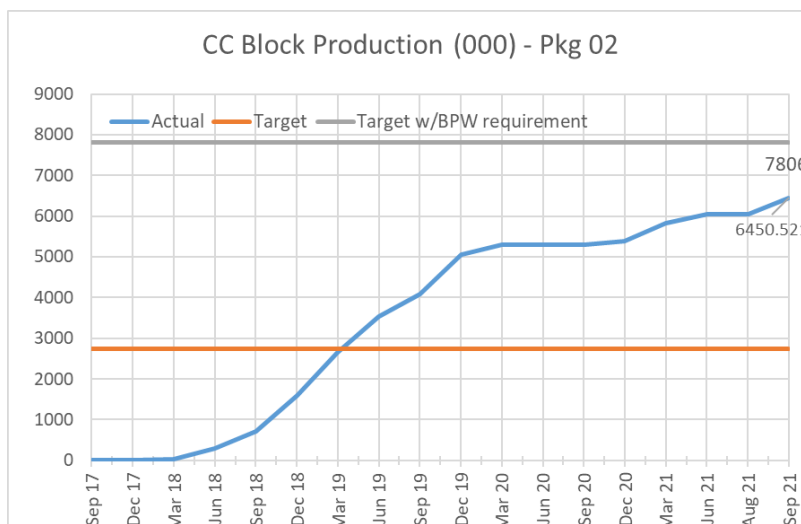
has been started on all polders and 78.66 kms have been completed out of 154.558 kms, representing very significant recent progress of 44.2%, up from 16.8% one year earlier. The work on Polders 47/2 and 48 are substantially advanced at more than 75% and the work on Polders 39/2C and 43/2C are nearing the half-way mark. Drainage channel excavation is lagging at 15% or less in Polders 40/2 and 41/1.



As for structures, 30 nos. are fully complete of the 81 planned – 18 drainage sluices and 12 flushing sluices. Structures in progress are 24 nos. of DS and 12 nos. of FS. Again, the Pkg 02 contractor is lagging behind the plan.



**CC block production** as of 30 September 2021 reached 82.6% of the total required - which is an improvement over the status at the end of the last quarter 77.6%. However, even at this rate, meeting the target will take another 4 quarters.



**Design and Supervision**

The DDCS and PMS Consultants have been in place since January 2015 and have been carrying on their work diligently. Their major responsibilities are:

- a) Detailed Engineering Design and Construction Supervision for remaining Polders
- b) Project Management Support,
- c) Preparation of EIA of remaining Polders, and
- d) RAP

The DDCS&PMSC is comprised of Royal HaskoningDHV in association with DevCon, KMC, CEGIS, DPM, IWM and DHI.

All detailed designs have been completed for Package 01 works in 2015, based on modeling that determined the design parameters as well as geotechnical surveys and investigations. Designs were approved by the BWDB Design Circle.

In Package 02, design approval is still waited for the 8 closures. The flood wall is no longer needed. Other works were designed and approved in 2018.

The design of Package 03 polders commenced during the October-December 2016 quarter and stalled out at about 25% complete for two years. The design was finally completed on 07 October 2019. The approval process was not moving for most of 2020, but has advanced in this quarter and prior quarter, such that all design approvals have been issued.

*Table ES 2: Status of Approval of Design of Package 3*

Sl	Item	Package 03 Target	31 Jun 2021		30 Sep 2021	
			Designed	Approved	Designed	Approved
1	Embankment (kms)	209.98	209.98	209.98	209.98	209.98
2	Drainage Channel (kms)	167.37	167.37	167.37	167.37	167.37
3	Drainage Sluice (no.)	53	53	52	53	52
4	Flushing Sluice (no.)	19	19	19	19	19
5	Riverbank Protection (kms)	1.6	1.6	1.6	1.6	1.6
6	Embankment Slope (kms)	4.78	4.78	4.78	4.78	4.78



**Environment**

- All the 7 EIAs of Package W03 have been approved by WB
- COVID19 emergency preparedness plans have been followed by both Packages.
- WB cleared the 5<sup>th</sup> Annual Environmental Audit Report
- 11<sup>th</sup> Bi-Annual Environmental Monitoring Report was prepared, submitted to WB and cleared by WB
- The Contractor of Package 01 conducted training on COVID-19 and EHS issues for its expatriate and local staff, and 481 participants were trained during the quarter.
- The Contractor of Package 02 conducted training on COVID-19 and EHS issues for its expatriate and local staff, and 1,841 participants were trained during the quarter.

**RAP/LAP Preparation and Implementation**

**Package 01**

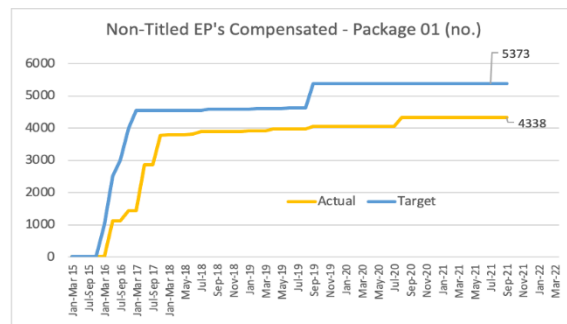
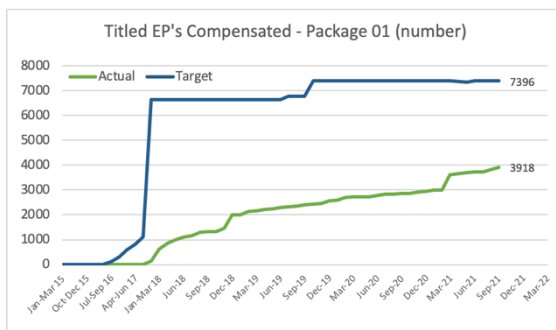
- **52.97% of titled landholders** have been compensated to date up from **50.49%** in the prior quarter. An additional 184 nos. titled landholders were compensated for their land during the quarter, bringing the number to 3918 EPs, for a total payment of BDT 817 million up from BDT 815 million in the prior quarter. In terms of payment amount (BDT) 69.81% of compensation expected to be paid out has been paid by 30 September 2021, compared to 69.68% at the end of the prior quarter.

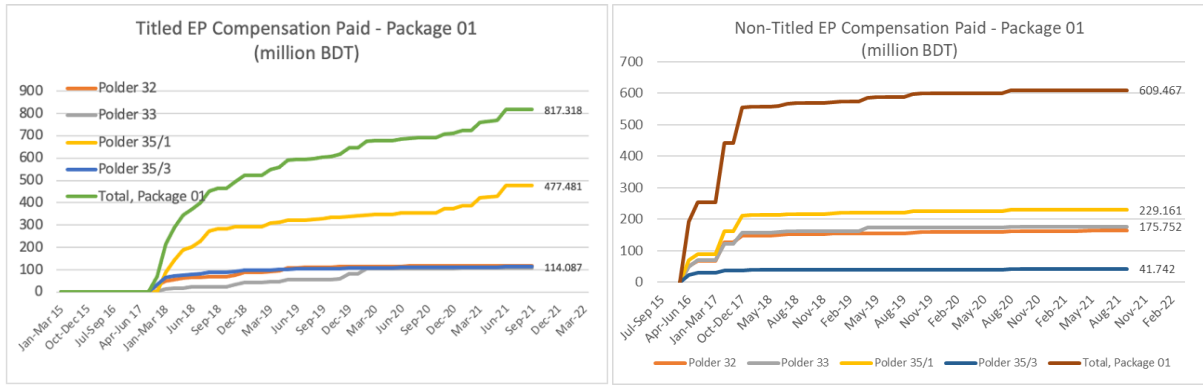
PMU is pro-actively facilitating the payment of compensation for land by DCs to an increased number of **titled EPs** (currently 3918 nos. out of 7396 nos. have been compensated).

- **80.74% of all non-titled EPs** have been compensated and 98.66% of these EPs have relocated from the right-of-way (ROW) as of 30 June 2021; there is no progress in this quarter. Amount of compensation paid to non-titled EPs so far is BDT 609.467 million.

So far, 4338 nos. out of 5373 nos. of non-titled EPs have been compensated – among them 4027 are squatters, 174 are tenants and 137 are wage labor.

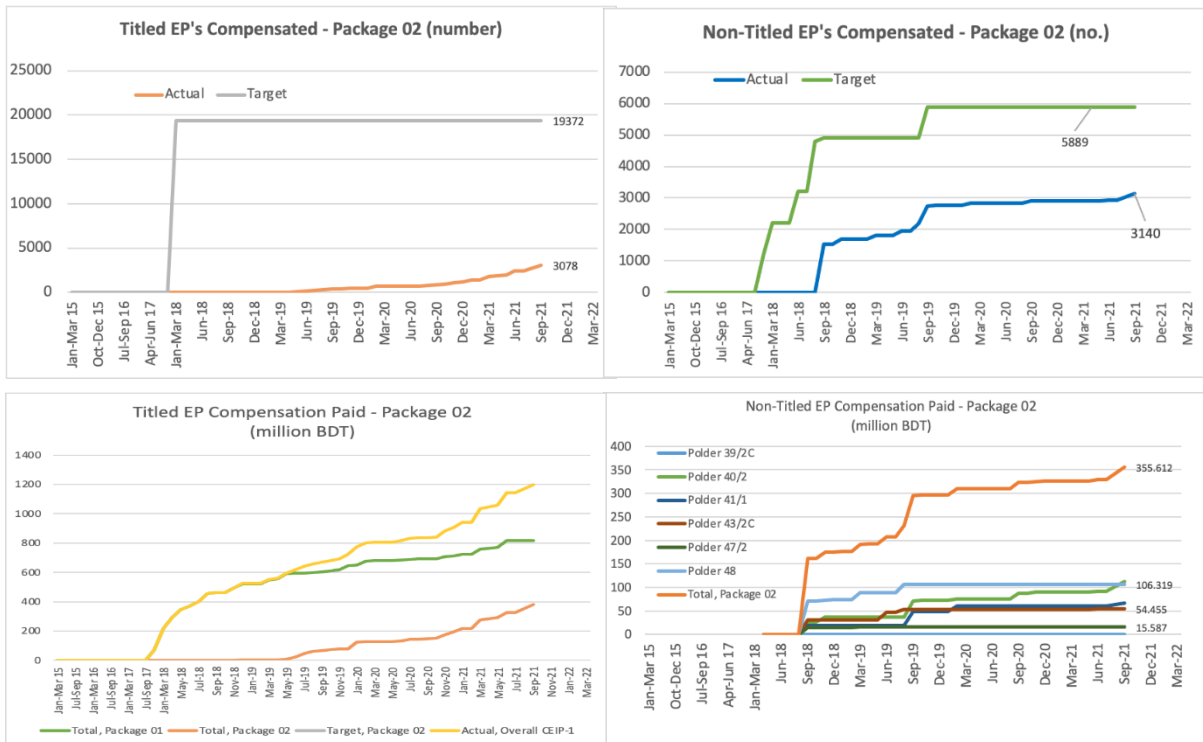
- To date, 179 **grievances** have been raised with 42 resolved on the spot and 134 resolved by GRC. There are 2 unresolved grievances pending.





**Package 02**

- **30.82% of titled EPs** (3078 out of 19372) have been compensated to date, up from 26.52% in the prior quarter. The total payment to date is BDT 328 million.
- **53.32% of non-titled EPs** (3140 out of 5889) have been compensated to date and which is almost same progress as of 30 June 2021. The total payment to date is BDT 380.2 million.



**Long-Term Monitoring**

This consultancy has completed all the modeling of the long-term physical processes including subsidence, climate change, river morphology, etc. at the macro, meso and micro scale for the historical and current behavior. Modeling of future scenarios is in progress. The Consultancy is also to provide an investment plan describing a phased polder improvement roadmap; the required collection of socio-economic and other data has been completed.



### **Monitoring and Evaluation**

Key accomplishments July-September 2021 include:

- Prepared the 23<sup>rd</sup> Quarterly Progress Report.
- Prepared Base Line and Mid Line Survey Report.
- Prepared Afforestation status report.
- Reviewed and commented on the reports of the NGOs
- Reviewed and commented on progress reports of DDCS&PMS Consultants
- Made field visits for monitoring of implementation, physical progress, and safeguards compliance and consultation with PAPs.
- Web based PMIS is now on Live – [www.ceip-bwdb.gov.bd](http://www.ceip-bwdb.gov.bd)
- Advanced the development of the web based PMIS.

### **Administration**

During the past year, a draft DPP proposal was submitted to the World Bank through ERD focusing on the re-allocation of Package 03 budget and seeking additional funds to cover additional Bank Protection Works, Land Acquisition fund shortfall and the extension of time to June 2022 to accommodate the works and appurtenant services. A project restructuring was undertaken and the revised DPP was finalized.

A new effort is underway to propose an extension of CEIP-1 through December 2023 due to the effects of COVID-19 and the reality of the status of the physical works in Package 02.

## **Issues and Recommendations**

### **New Issues**

**R** Issue QPR24-1: Non-titled EPs back are returning to the embankment

#### **Status:**

It has been found that in many places of Polder 32, 33 and 35/1, the Non-titled EPs have been returning to the embankment and building structures and doing business.

#### **Recommendation**

It is recommended that BWDB should take necessary action.

**R** Issue QPR 24-2: Qualification of Select Staff Resources of Contractor

#### **Status:**

It has been found that the Contractor of Package 02 has deployed unqualified Resources such as polder manager and other construction supervision positions.

#### **Recommendation**

DDCS&PMS may be requested to check the Contactor's staff experience and qualifications as per their contract and/or assess the performance and take necessary action.

Issue QPR24-3: Some key international experts have not yet resumed travel

#### **Status:**

International key experts have not all resumed working physically in Bangladesh. Since the consulting work requires close coordination and has an element of capacity building, this is

not ideal. The Team Leader for the Long-Term Monitoring is one example and there are short-term international staff as well.

### Recommendation

With the wide availability of COVID vaccines and the low positivity rate in Bangladesh, the Consultants and Contractors should mobilize staff to Bangladesh. PMU may request such mobilization.

### Red Flag Issues Unresolved from Prior Quarters

All of the “red flag” issues – new and old – are both urgent and important and they must be pursued in parallel. The issues bulleted below represent the full list of most critical among the issues remaining unresolved from prior quarters. The numbering scheme relates to the quarterly report in which the issue was first raised, followed by the serial number of the issue in that report.

- **R** Issue QPR23-1: **Payment issue for LAP and RAP implementation in Package 01.** BDT 8.73 million for non-titled EPs, BDT 4.505 million for wage labor, BDT 6.432 million for Tenant, and BDT 7.5 million for group relocation have not been paid yet. Without these payments, civil works are being hampered and the social safeguard guidelines may be violated. Payment must be expedited and made before resettlement.
- **R** Issue QPR23-2: **Formation of WMA in Polder 43/2C and 47/2.** Formation of WMA in the polder 43/2C and 47/2 has not yet been achieved. Without WMA, sustainable polder functionality will be a major challenge, equity in water management is not likely and the agricultural benefits expected will not be achieved. The NGO engaged for WMA formation in these two polders needs to accelerate their work and consultations with local people to solve all the issues.
- **R** Issue QPR23-3: **Livelihood Restoring Payment.** Livelihood Impact Assessment (LIA) of Vulnerable PAHs of Package-1 was prepared in August 2019, but BDT 7.5 million has not yet been paid. BWDB should expedite payment for livelihood restoration for vulnerable PAHs.
- **R** Issue QPR23-4: **Afforestation disputes in Polder 32.** Secretary of WMA Polder 32 has asserted to the M&E Consultants that the Department of Forest (DoF) is planting low quality seedlings and in most of the places, no seedlings. Moreover, DoF is not paying the watchers properly. PMU may request DoF to investigate and follow up.
- **R** Issue QPR 22-1: **Additional Drainage Structure and Channels need to be Constructed.** Some structures of the polders have been taken up under AILA, like in polder 32 – DS 14. This DS with channel (Kamarkhola) are not included in CEIP-1. Due to the gate of the drainage sluice not working properly (Shaft rod and rubber), there is salinity intruding and Kamarkhola channel has been silted up. Kamarkhola channel is one the main channels of this Union (Kamarkhola). Farmers have started cultivation of watermelon and others crop in 2021, Rabi season, but, due to coming of saline water from DS 14, the local farmers have made a cross-dam over the channel and they did not get what they expected with respect to crop production.
- **R** Issue QPR 22-2: **All the Drainage Channels need to be Excavated Immediately in Package 01.** After completion of construction of Embankment, Drainage and Flushing Sluice, local farmers are getting proper benefit from the project interventions. It has been found drainage channels are not sufficiently excavated and there was a shortage of water during cultivation of Rabi season.
- **R** Issue QPR22-3 - **Update: EHS practice is not being found in Package 01 & 02.** It has been found that Environmental Health Safety practice during field visit of M&E staff are not



consistently followed and we have also seen photos uploaded in WhatsApp as part of construction progress monitoring in which workers and staff are non-compliant.

- **Issue QPR20-1 - Update: Some Quality and Condition Issues Exist in the Construction Works of Package 1 & 2.** Many DS of polder 32 and 33 have been leaking and saline water coming inside of polder and farmers have made cross dam over the channels because if saline water come to the paddy field, their crop like Watermelon would be damaged. During emergency works in Polder 32 has found lower weight of geo-bag (source from whatsapp group and WMA president informed over phone).
- **Issue QPR21-1: The current CEIP-1 completion date of June 2022 will need to be extended..** Only 52.3% of the project budget has been expended as of 31 December 2020 – the original loan closing date and five years since notice to commence was issued for the first package. Given the slow rate of progress of works under Package 02, the need for additional Bank Protection Works and the delay in appointment of the CEIP-2 Feasibility Study Consultants, the current completion date of June 2022 will not provide adequate time to complete the works and services. – It is possible that due to COVID-19 impact that there will be a willingness on the part of the GoB to extend the project by one year without much hindrance. It is suggested that the matter of an extension be deferred until later in the project when there is greater clarity on actual requirements.
- **Issue QPR20-1: Some Quality and Condition Issues Exist in the Construction Works of Package 1 & 2.** There are quality issues with some of the works. Due to excessive rain this year, many places of Package 1 & 2 have been found deteriorated where, for example, the top of the embankment is not in good shape and damaged, shaft rods are bent, etc. Further, undersized rods have been observed in several DS and FS and wheels of all sluices are oversized. The loose aprons of most of the sluices are damaged and existing slope protection works are also heavily damaged in some places. DDCS&PMS Consultants' team should perform a global check on the quality of construction works (condition assessment) and give a comprehensive report for recommendation of reconstruction.
- **Issue QPR19-1: Attention Needs to be Focused on Actualizing Agricultural Benefit Stream where the DS&FS are operational.** Five drainage sluices and ten flushing sluices in Package-01 have been theoretically operational for more than one year due to the physical works achievement and also the influence of local people but these DS & FS have not yet been handed over to BWDB and the WMOs are not yet functional. In addition, there are other newly constructed DS & FS that have problems with their gates. Physical works, institutional arrangements and extension support must all be in place to see increased agriculture cropping intensity – one of the key goals of the project and a key element in the economic justification of the investment. Generally, farmers are not being benefited yet with respect to cropping intensity in the polder area.
- **Issue QPR19-2: COVID-19 Pandemic is a Continuing Risk to the Quality and Progress of Works.** Progress of Package 1 and 2 was terribly slow during the March-June 2020 period and COVID-19 was a major factor. Progress was 2.84% and 1.53% respectively for the two packages in April-June 2020 quarter and basically in July-September 2020, no progress. Most of the foreign skilled labor are not present in the field area. Coronavirus is an unpredictable phenomenon all over the world, and researchers cannot give any specific timeline for when a vaccine will be available. Travel restrictions and the need for social distancing mean that the both physical works progress and the level of supervision are being affected. Package 01 has one remaining dry season and Package 02 has only two.
- **Issue QPR18-1: COVID-19 Pandemic Inhibits Field Visits and Physical Progress to Some Extent.** Package 01 progress advanced from 81.51% complete on 31 December 2019 to 87.0% on 31 March 2019. With the public holiday in effect during part of March, all of April and now

continuing into May, – *new time extension up to June 2021, all the works will be finished as DDCS&PMS work plan.*

- **R** Issue QPR17-1: **Completion of Package 01 Works by June 2020 Contract End Date is Unlikely.** As DDCS&PMS report in their MPR of December 2019, overall physical progress of Package 01 works stood at 82.26% on Polder 32, 92.07% on Polder 33, 58.76% on Polder 35/1, 92.13% on Polder 35/3 and 81.51% for Package 01 as a whole (and as of 30 June 2020, it stood at 89.84% complete as a whole). In Polder 35/1, 94.89% of the work remains to be done as early as possible. Also, except for the drainage and flushing sluices, it is questionable whether the other interventions will be finished in time – *new time extension up to June 2021, all the works will be finished as DDCS&PMS work plan.*
- **R** Issue QPR17-2: **Land Acquisition for Polder 35/1 Embankment Realignment is Stalled.** Due to erosion of the river at Polder 35/1, the alignment of the embankment has been shifted, so a new 6.93 ha (1.8 kms) of land need to be acquired. The Consultant team has submitted the land acquisition proposal to DC office on 18 February 2019. For unknown reasons, the DC office has not yet sent the request to MoL for approval.
- **R** Issue QPR17-3: **Public Awareness of Grievance Redress Mechanism Needs to be Enhanced.** During the last 5 quarters for Package 02 (through December 2019), no new grievances have been reported. This would be good news if there are actually no issues, however, this is highly unlikely as the construction work is going on and RAP and LAP are being implemented. During field visits of M&E team, it was found that most PAPs are not aware of the GRM or they may have forgotten because it has been a few years since the awareness raising campaign was done by the DDCS&PMS Consultant. Access to grievance redress is not only the right thing to have in place for the benefit of the project-affected persons and communities, it is a covenant of the loan agreement with the World Bank. Furthermore, such access benefits the project by bringing issues to the fore before they reach a crisis level or produce bad publicity that could in the most extreme cases halt the project altogether.
- **R** Issue QPR17-4: **Slow Formation of WMOs Will Adversely Impact Project Benefits.** CEIP-1 seeks to provide coordination among the competing needs of various users and to ensure equity and sustainability by assigning operation and maintenance responsibility to the Water Management Groups (WMG) and polder-level Water Management Associations (WMA). As of 31 March 2020, only 52 (Khulna 11 & Bagerhat 41) of 146 WMGs have been formed but no WMAs formed yet. There are several reasons including delays in mobilization, less experienced professionals or key staff vacancies, lack of support (or even opposition) from local community leaders and in some cases lack of the NGO's experience in consultancy work. Further delay of having trained WMOs in place will adversely affect the planned benefits from the project as effective water management must occur in parallel with the physical improvements that are put in place – *formation of WMA is being met at target, however formation of WMG has gotten lot of progress as of September 2020.*
- **R** Issue QPR16-1: **NGO Package S01-C (Pirojpur District) and Package S01-E (Patuakhali District) - work progress is slow.** NGO Package S01-C (Pirojpur District) has received notice to commence on 24 February 2019 and Package S02-E has received notice to commence on 02 May 2019. While the inception phase work has been done the tasks related to formation of WMOs have not sufficiently advanced. A revised realistic timetable for deliverables should be prepared within the original duration of the contract and the NGOs should commit to meet these new deadlines – *in September 2020, both packages are being done good progress.*
- **R** Issue QPR16-2: **Supervision Consultant Key Staff Vacancies Are Likely to Impede Work.** The RE of Package -1 have been absent for over a year, however RE of Package -2 has joined in his In December quarter. The national Social Safeguard Specialist has also been absent for a long time. Key staff must be remobilized as the 2019/20 construction season gets underway.

- **R** Issue QPR15-1: **Communities Near Newly-Constructed Drainage Sluices that are in Operation Are Experiencing Problems.** Five drainage sluices in Polders 32 and 35/3 have been completed and have been in operation since early 2019. At each location, community members are reporting that they continue to suffer from salinity and/or waterlogging because the gates do not fully close. The Contractor should rectify and monitor water quality (specifically, salinity and pH) in the area affected in the interior of the polder. In cases where it is a social issue, the NGO responsible for the WMO formation and any ad hoc WMO committee already in place should be made aware of the issue so they may participate in its resolution.
- **R** Issue QPR15-3: **DDCS&PMS Consultants do not meet all tasks of LAP preparation as per contract.** The LAP-related part of the scope of work includes: land management data; digital representation of cadastral maps and revenue maps with the plot number; central repository of all the land related data, owner details etc.; pictorial representation of Land Map on Satellite image; Viewing of daily Land Acquisition status on color coded thematic map; Customized report generation with graphical representation on charts, graphs with dashboard; Land Cost Estimation, Calculation & Payment to the Land owner; etc. A time-based action plan to deliver all elements should be developed by the Consultants and implemented.
- **R** Issue QPR12-1: **Package 02 Contractor physical progress is weak.** The physical progress of package-2 up to June 2020 is only 52.14% against the revised target of 67.09%, Which is less than satisfactory. The contractor needs to prepare a revised plan of work considering the COVID-19 situation and also the proposed time extension status. Intensive monitoring of works by the DDCS & PMS consultants has to be ensured.
- **R** Issue QPR9-1: **Functionality of PAVCs, PRACs and GRCs is At Risk.** Simply due to the lack of honoraria or allowance, committees that are critical to the Project are not functioning well and are at risk of losing the interest of participants. Participation in these committees represents additional duty and requires extra effort and expense for travel, which is not compensated. Since the World Bank will not cover additional payments to government employees and since it is the practice of GoB to pay honorarium for such service, it is recommended that the GoB consider including its own funds for such purpose in the revised DPP.
- **R** Issue QPR6-2: **Engineer Needs to Deploy Additional Site Staff** now that the Package 02 Contractor is mobilizing. - The DDCS&PMS Consultants have submitted a request for budget re-allocation for this purpose to the PMU and the way forward must be agreed quickly so there is adequate supervision in place.
- **R** Issue QPR4-1: **Land Acquisition Cost Has Increased Dramatically.** World Bank and GoB to consider and formally agree on the budget re-structuring and financing to meet the increased land acquisition costs. Restructuring has now been agreed between the parties. Formal DPP approval is pending.
- **R** Issue QPR4-4: **Livelihood Restoration Program Needs Attention.** Limited training needs assessment has been done and no training delivered to date.
- **R** Issue QPR2-2: **DPP (GoB Authorizing Document) and Loan Agreement Amount Requires Amendment** to accommodate cost increases in estimated cost of works, land acquisition and consulting services (and change in the USD/SDR Exchange Rate as well as change in tax rate). This process takes as long as one year. In 2019, the BWDB submitted a draft proposal for DPP revision to the World Bank through ERD that takes the project through June 2022.

- **R** Issue QPR2-10: **Capacity Building and Independent Advice Needed for PMU/BWDB in FIDIC and Contract/Claims Management.** While these competencies are not expected of the PMU since the Engineer has been hired for this purpose, such training and advice would benefit the Project and the BWDB. The World Bank has provided a useful one-day orientation in 2016 followed by another in April 2018, but more is needed.
- **R** Issue QPR1-4: **LAP and RAP and the compensation payments must be expedited so that work sites can be handed over to the Contractor.** As of 31 March 2018, compensation to non-titled EPs stood at 83% of compensated EPs for Package 01 and 95% of this number have vacated their premises (thus 79% of all non-titled EPs). This is good progress, but it spanned 18 months. As of March 2020, after more than four years, only 2728 titled land-holders out of a total of 6787 in Package 01 have been compensated – 40.2% of titled EPs. While the scattered, non-contiguous encumbrance free stretches of embankment may have been a constraint initially, they are much less an issue now. Efforts must be made to avoid this type of problem persisting in Package 02, where after two years (as of June 2019), only 134 of 1777 titled EPs have been compensated and as of March 2019 only 701 have been compensated.

### [Status of All Issues Raised in Prior Quarters](#)

All the issues from the prior Quarterly Progress Reports – whether red flag issues or otherwise – are summarized in the chapter on Issues along with the current status of implementation of recommendations.

### Summary of Plans for the Next Two Quarters

#### **Finance and Administration:**

- Additional disbursement will be requested from the World Bank.
- An addition revision to the DPP will be required given the need for further extension occasioned by COVID-19, slow progress of the works in Package 02 and delayed engagement of the CEIP-2 preparation consultants.
- Extension period amendment with approved budget expected to be executed for DDCS&PMS Consultants and for M&E Consultants.

#### **Procurement:**

- For Package 03, the RAP/LAP and tender document preparation will be completed.

#### **Design:**

- Complete the very small amount of Package 03 design that is outstanding and obtain approval.

#### **Works:**

#### **Package 01**

The balance of the works are expected to be fully completed in the next fiscal year. With the rainy season in the first quarter, the works will be taken up in the 2<sup>nd</sup> and 3<sup>rd</sup> quarters.

## Package 02

Similarly, little physical work is expected in the first quarter, but in the 2<sup>nd</sup> quarter some earthworks can begin. Package 02 contractor must give greater attention to the embankment works.

### **Construction Supervision:**

The DDCS&PMSC will continue their focus on detailed planning with the Contractors to enable better monitoring to take place and more timely action on Contractor's part as delays will become apparent earlier. The S curves for Packages 01 and 02 appear at the end of the Executive Summary.

### **RAP/LAP:**

Detail statements for improvement of Paved Road/Carpeting Road in two (02) Polders under Work Package – 01, which will be implementation next two quarters.

The plans for RAP and LAP of Package 01 covering the next two quarters include:

- Resettlement payment of those affected by the paved road 17 kms
- Payment for 0.58 ha of land.

The plans for RAP and LAP of Package 02 covering the next two quarters include:

- LAP payment in polder 39/2C – 39 kms and 43/2C – 17 kms

### **Environmental Safeguards:**

- Update the cumulative impact assessment chapters of all 7 EIAs of package-03 and finalize and submit to WB
- Conduct of the disclosure meeting of Package 03 EIAs.
- Preparation of 11<sup>th</sup> Bi-Annual Environmental Monitoring Report and submitting to WB
- Implementation of action plan of 5<sup>th</sup> Annual Environmental Audit
- Conduct of 6<sup>th</sup> Annual Environmental Audit
- Continuation of fish conservation activities by the Contractor of Package-01
- Continuous supervision and monitoring of the Contractors' implementation of EHS activities.

### **Monitoring and Evaluation:**

The M&E Consultants are to prepare the 24<sup>th</sup> and 25<sup>th</sup> Quarterly Progress Reports, development of CEIP-1 website, estimate the cropping intensity using primary and secondary data (also using Landsat 8 satellite image), prepare the cropping intensity brief based on a round of Focus Group Discussions in all 10 polders, improve on the web-based PMIS, prepare 6<sup>th</sup> Annual Environmental Report, follow up on implementation of action plan for the 5<sup>th</sup> Annual Environmental Audit, participate in preparing the 12<sup>th</sup> Bi-Annual Environmental Monitoring Report, monitor the progress and performance of CEIP-1, review the reports of the various CEIP-1 consultants and provide M&E training. The M&E team will mobilize its international M&E Engineer to review the potential for additional drainage excavation, the emergency works approach to Polder 32 and for an overall review of issues concerning the works. The M&E team will also participate in any ISR missions of the World Bank.





## 1. PROJECT BACKGROUND

After the implementation of CERP-II, Cyclone Sidr struck in 2007 and then Cyclone Aila in 2009, causing extensive damage and losses including loss of life. The Government of Bangladesh obtained a Credit of US\$ 375 million from the International Development Association (IDA) and a Grant of US\$ 25 million from the Climate Investment Fund (CIF) to finance the cost of the Coastal Embankment Improvement Project-Phase I (CEIP-I).

The objective of the investment is to support the Government of Bangladesh's efforts to protect the population and their productive assets in the polders and strengthen the embankments' long-term durability through embankment heightening, improved drainage, and foreshore afforestation. The project aims at restoration of the agriculture sector within the polder areas and rehabilitation of infrastructure with designs of a climate resilient standard that can guard against both tidal flooding and frequent storm surges.

The project will pilot the mobilization of Water Management Organizations (WMOs) to provide coordination among the competing needs of various users and to ensure sustainability by assigning maintenance responsibility to the WMO.

The project will also provide long term monitoring of the coastal zone, technical assistance, and strategic studies and training to strengthen the role of the polder infrastructure in protection of human lives, physical assets, the environment and agricultural productivity.

Most importantly it will support the initial implementation of the first slice of a fifteen- to twenty-year program for polder scheme rehabilitation and upgrading. Given Bangladesh's high level of vulnerability to natural disasters and climate change, and the large population residing in the coastal zone, this project is vital to its development. A map showing the Polders included under the Project is presented in Annex 1. A description of the basic characteristics of the polders included under the Project is presented in Annex 2 and the key outcomes of the project are as follows:

*Table 1: Key outcomes of the project*

	<b>Key PDO Indicator</b>	<b>Original Target</b>	<b>Current Target (after restructuring)</b>
1	Gross Area Protected	100,800 hectares	66,012 hectares
2	Direct Project Beneficiaries	760,000 people	724,202 people
3	Cropping Intensity	180%	180%

This QPR covers the entire Project, with all components as presented below.



**Component A - Rehabilitation and Improvement of Polders (US\$291 million).**

**Component A1:** Rehabilitation and Improvement of Polders (US\$ 286 million). (US\$ 266 million from IDA Credit; 20 million Grant from PPCR). The reconstruction and rehabilitation works will be designed with improved standards so that protection is for both tidal flooding and frequent storm surges. Investments will include improving O&M systems improvements.

**Component A2:** Afforestation (US\$5 million). Afforestation is important as it provides protection from tidal flooding and storm surge. This will include:

- Planting selected mangrove and other salt tolerant species are planned on BWDB's on the riverside of the embankment.
- Planting a range of commercial wood, fruit and other shallow rooting social forestry tree species is proposed on the foreshore lower slopes of embankments.

Plantings would commence after resolving land ownership and competing land-use (fish and shrimp ponds, rice paddies, livestock grazing, settlement, etc.) issues and the completion of needed earthworks on the embankments.

**Component B-Implementation of Social and Environmental Management Frameworks and Plans (US\$56 million).**

**Component B1: Implementation of Social Action Plans (US\$3 million).** It is envisaged that this component, along with the social afforestation (Component A2) will be implemented through a well-established Non-Government Organization (NGO). Social mobilization is expected to last around two years. This will be piloted in 4-6 polders and follow an eight-step process, as identified in the Guidelines for Integrated Planning for Sustainable Water Resources Management, published by BWDB in 2008. The objective is to enable participatory WMOs to become responsible for the operation and minor maintenance works of the polders under a memorandum of understanding with BWDB and enhance efficiency of local water management with their involvement. Should the participatory approach prove to be successful, it would be scaled up under the next phase of investments.

**Component B2: Implementation of Social Management and Resettlement Policy Framework (SMRPF) and Resettlement Action Plans (RAPs) (US\$49 million).** This component will finance:

- (i) the implementation of the RAP, including land acquisition and the resettlement and rehabilitation of PAPs,
- (ii) the development of a system to computerize land acquisition and resettlement data with Global Positioning System (GPS) reference, and
- (iii) an independent institute to undertake surveys and verify field data in order to guard against improper targeting of beneficiaries and/or false delivery of benefits in case of RAP.

**Component B3. Implementation of EMF and EMPs (US\$4 million).** This component will finance:

- (i) the preparation of EIAs for all remaining polders;
- (ii) the implementation of the Environment Management Plan (EMP) and environmental mitigation and enhancement measures; and
- (iii) the establishment of an environmental monitoring system in BWDB.

Some of the items under EMP will be integrated with the civil works and included in the budget of Component A1.

**Component C- Construction Supervision, Monitoring and Evaluation of Project and Coastal Zone Monitoring (US\$32 million)**

**Component C1: Detailed Design and Construction Supervision (US\$16 million).** This component will cover consulting services for

- (i) surveys, designs of remaining polders to be included in the project (other than the 5 for which detailed designs have already been completed), and
- (ii) Construction supervision of rehabilitation and improvement of coastal embankments.

The component will also finance surveys required prior to construction work.

**Component C2: Third Party Monitoring and Evaluation of Project (US\$4 million).** This component will cover consulting services for continuously monitoring project activities and providing feedback to the government and the implementing agency on the project's performance. This includes supervising the implementation of the Governance and Accountability Action Plan (GAAP), EMP and RAP. This will be provided through third party assessment and monitoring of key aspects of project implementation.

**Component C3: Long Term Monitoring, Research and Analysis of Bangladesh Coastal Zone (US\$12 million at appraisal, but \$8.5 million in DPP). (US\$7 million from IDA credit; US\$5 million Grant from PPCR).**

The project will support a comprehensive monitoring and morphological assessment of the Bangladesh Delta by financing procurement of goods, services, and incremental operation costs including for advanced technology and equipment, high resolution remote sensing images etc. This work will be carried out by key institutions in Bangladesh in cooperation and twinning arrangements with international institutions and experts concerning specific topics.

**Component D - Project Management, Technical Assistance, Training and Strategic Studies (US\$21 million).**

**Sub-Component D1:** Project Management Unit (PMU) will be established and maintained and all necessary audit reports financed;

**Sub-Component D2:** Technical assistance and training will support the coordination and management of the PPCR at program level and provide institutional capacity building, technical assistance and training for BWDB. -

**Sub-Component D3: Strategic studies and future project preparation:** whereby resources will be provided for needed strategic studies (including the continuous updating of the strategic polder assessment as well as all necessary preparatory studies for following phases of the CEIP.

**Component E - Contingent Emergency Response:** This component is included to enable a speedy response in the event of a serious calamity. It will enable quick re/allocation of funds for such event, but has no fund allocation at appraisal.

## 2. PROJECT INPUTS

### 2.1. Finance and Disbursements

Due to the COVID-19 pandemic, many PMU staff had been working from home from time-to-time during a few lockdowns. Generally, however, staff have returned to office. Financial data were therefore accessible for the quarter.

#### Disbursements from the World Bank to the Project

Cumulative figures of disbursements from the World Bank (and PPCR) to the BWDB appear below, converted from BDT to USD at a rate of 79 BDT per USD.

Disbursements to the Project stand at 65.46% of the total amount as of 30 September 2021 which is same as in prior quarter 30 June 2021. The total disbursed to date is \$261.837 million comprised of IDA Credit US\$236.837 m plus Trust Fund PPCR Grant US\$ 25.0 million.

Table 2: Disbursement from the World Bank to the Project

Cumulative as of Given Date	IDA Credit	PPCR Grant	Total	As % of Total Project Cost
	(USD million)	(USD million)	(USD million)	
30-Sep-21	236.837	25	261.837	65.46%
30-Jun-21	236.837	25	261.837	65.46%
30-Jun-20	210.813	25	235.813	58.95%
30-Jun-19	163.342	24.474	187.816	46.95%
30-Jun-18	82.871	20	102.871	25.72%
30-Jun-17	38.481	16.876	55.357	13.84%
30-Jun-16	17.215	8.608	25.823	6.46%

Source: PMU Office of CEIP-1

There had been a dramatic improvement in both disbursements by the World Bank and expenditures by the Project during the 17/18 and 18/19 fiscal years, but COVID-19 has slowed the forward momentum in 2020 and 2021.

#### Project Expenditures

Tables 3 and 4 present the Revenue/ Input Expenditure Data as well as Capital/ Output Expenditure Data as of 30 September 2021.

Revenue expenditures up to first quarter of FY 2021/2022 were at 1.72% of the planned expenditures for the current FY (column 8, last row of Table 3) and 0.22% of the planned expenditures for the project period. Cumulatively, revenue expenditures have reached 60.90% of the project budget for these expenditures as of 30 June 2021 (column 10, last row), up from 60.68% in June 2021, 55.26% in June 2020, 44.46% in June 2019 and 32.39% in June 2018.

Coastal Embankment Improvement Project, Phase I (CEIP-I)

Revenue expenditures were 0.22% of total project revenue costs during the first quarter of the 2021/22 fiscal year and 1.72% of this year's plan.

Table 3: Revenue Expenditures / Input Cost up to 1<sup>st</sup> Quarter of FY 2021-22 (as of 30 September 2021)

All BDT in Lakh Taka ("00,000)

Services Package	Planned for		Progress				Achieved (%) of this FY against		Cum. achieved against the Total Project Cost	
	Major items of action	Total Project	FY 2021-22	Cum. upto last FY	This (1st) Quarter of the FY	This FY		This FY's Plan		Total Project
		BDT	BDT	BDT	BDT	BDT	US \$	%		%
Rf #	1	2	3	4	5	6	7	8	9	10
<b>1. Implementation of SAP and EMP</b>										
1.a	Resettlement / Compensation Payments other than Land Acquisition	12,700.00	350.00	9,708.71	-	-	-	-	-	76.45%
1.b	Consultancy service to Imminent (a) Social afforestation;(6) social action plan (incl. setting up WMOs)	1,987.21	200.00	1,242.52	-	-	-	-	-	62.53%
<b>2. Construction Supervision, M&amp;E, Delta Monitoring</b>										
2.a	Consultancy Services for Constructin Supervision & Detailed Engineering Design of remaining 12 Polder under CEIP, Phase-1	17,987.94	1,800.00	13,130.98	-	-	-	-	-	73.00%
2.b	Third Party Monitoring & Evaluation (M&E) of overall project implementation. RAP & EMP	3,479.77	500.00	2,256.16	94.74	94.74	119,924	18.9%	2.7%	67.56%
2.c	Consultancy Service for Long term monitoring, rescach of Bangladesh Coastal Zone	12,792.03	2,300.00	6,242.31	-	-	-	-	-	48.80%
<b>3. Project Management, TA, Training, Strategic Studies</b>										
3.a	Project management support and audits	5,329.14	440.00	3,041.27	34.75	34.75	43,987	7.9%	0.7%	57.72%
4.	Overseas Training	500.00	5.00	302.20	-	-	-	-	-	60.44%
5.	Honourium/fees/Remuneration	35.00	5.00	21.04	1.02	1.02	1,291	20.4%	2.9%	63.03%
	Other Activities not yet undertaken *	4,423.64	2,000	-	-	-	-	-	-	-
<b>Sub-total Revenue Component</b>		<b>59,234.73</b>	<b>7,600.00</b>	<b>35,945.19</b>	<b>130.51</b>	<b>130.51</b>	<b>165,202</b>	<b>1.72%</b>	<b>0.22%</b>	<b>60.90%</b>

\* Other Activities include the activities - "Consultancy Services for Institutional Capacity building and Feasibility studies and preparation of design for the following Phases of CEIP"

Source: IMED-05 report September 2021 of CEIP-I

1 USD=79 BDT

As for capital expenditures, the expenditures were 2.80% of the planned expenditure for the 2021-2022 fiscal year (column 8, last row of Table 4), representing 0.36% of the total capital budget for CEIP-1.

Table 4: Capital Expenditures / Output Cost as of 1<sup>st</sup> Quarter of FY 2021-22 (as of 30 September 2021)

All BDT in Lakh Taka ("00,000)

Goods & Works Packages	Planned for		Progress				Achieved (%) of this FY against		Cum. achieved against the Total Project Cost	
	Component / Sub-Component	Total Project	FY 2021-22	Cum upto last FY	This (1st) Quarter of the FY	This FY		This FY's Plan		Total Project
		BDT	BDT	BDT	BDT	BDT	US \$	%		%
Rf #	1	2	3	4	5	6	7	8	9	10
1.a	Equipment and goods under Comp. B, C, D (6800)	1,074.60	10.00	723.08	-	-	-	-	-	67.3%
1.b	Afforestation	3,280.00	600.00	1,250.00	200.00	200.00	253,165.00	33.3%	6.1%	44.2%
2.a	Acquisition of Land (544.16 ha)	35,866.70	2,300.00	24,043.99	-	-	-	-	-	67.0%
3.a	Construction & Re-constructions of Drainage Structures (7041)	29,052.33	6,000.00	12,800.00	-	-	-	-	-	44.1%
3.b	Others (7081)	183,445.39	23,490.00	112,025.56	708.68	708.68	897,063	3.0%	0.4%	61.5%
	Other Activities not yet undertaken **	20.00	-	-	-	-	-	-	-	-
<b>Sub-total Capital Component</b>		<b>252,739.02</b>	<b>32,400.00</b>	<b>150,842.63</b>	<b>908.68</b>	<b>908.68</b>	<b>1,150,228</b>	<b>2.80%</b>	<b>0.36%</b>	<b>60.0%</b>

\*\* Other Activities include the activities - "CD & SD"

1,899.78

Source: IMED-05 report September 2021 of CEIP-I

1 USD=79 BDT

Cumulatively, the project has disbursed 60.04% of the total capital expenditures budgeted for the project (last row of column 10).

Recent years' revenue and capital expenditures as a percentage of total in each category were as follows:

	<u>Revenue</u>	<u>Capital</u>
2020-21	5.8%	5.2%
2019-20	10.8%	10.4%
2018-19	15.9%	18.9%

Again, COVID-19 did have an impact on the achievement during the 2020/21 and 2019/20 fiscal years.

Table 5 presents the share of expenditures for revenue items in US Dollars. It shows a 19.0% share to date which is in line with the overall life-of-Project plan of 19.0%. The expenditure under consultancies and non-titled compensation normally precedes capital (works and land acquisition) expenditures due to design, procurement and land title documentation efforts required, but much of this is now completed and the works are substantially advanced so the experienced share of cost which is revenue is as expected.

Table 5: Share of Disbursement which is Revenue Expenditure – as of 30 September 2021 (USD)

	Planned for FY 2021-22	Actual upto this Qtr of FY 2021-22	Inception to Date	Overall Project
Revenue Expenditure	9,620,253	165,202	45,665,443	74,980,671
Capital Expenditure	41,012,658	1,150,228	192,090,266	319,922,810
Total Expenditure	50,632,911	1,315,430	237,755,708	394,903,481
Share of the Revenue Expenditure against the Total	19.0%	12.6%	19.2%	19.0%

Source: M&E Consultant's calculations

As of September 2021, the Loan had become effective for 97 months (8 years and 1 month). According to the IMED reports prepared by PMU, total expenditure by the project to date is as follows:

Table 6: Cumulative Expenditures by the Project

Date	Cumulative Disbursed (\$million)	Cumulative Disbursed (% of total project cost)
30-Sep-21	237.76	57.86
30-Jun-21	236.44	57.54
30-Jun-20	215.58	51.9%
30-Jun-19	173.63	43.4%
30-Jun-18	96.96	23.4%
30-Jun-17	50.44	12.6%
30-Jun-16	21.97	5.7%

Source: IMED reports

A total of \$50.38 million is projected by PMU to be expended during the current FY 2021-22, which is a pace that assumes a return to normalcy.

Annex 4 provides further details on the status on Finance and Disbursements by the Project.

## 2.2. Project Inputs – Personnel and Equipment

### 2.2.1 Project Organization Chart

The Project Organization chart is depicted in Figure 2 below.

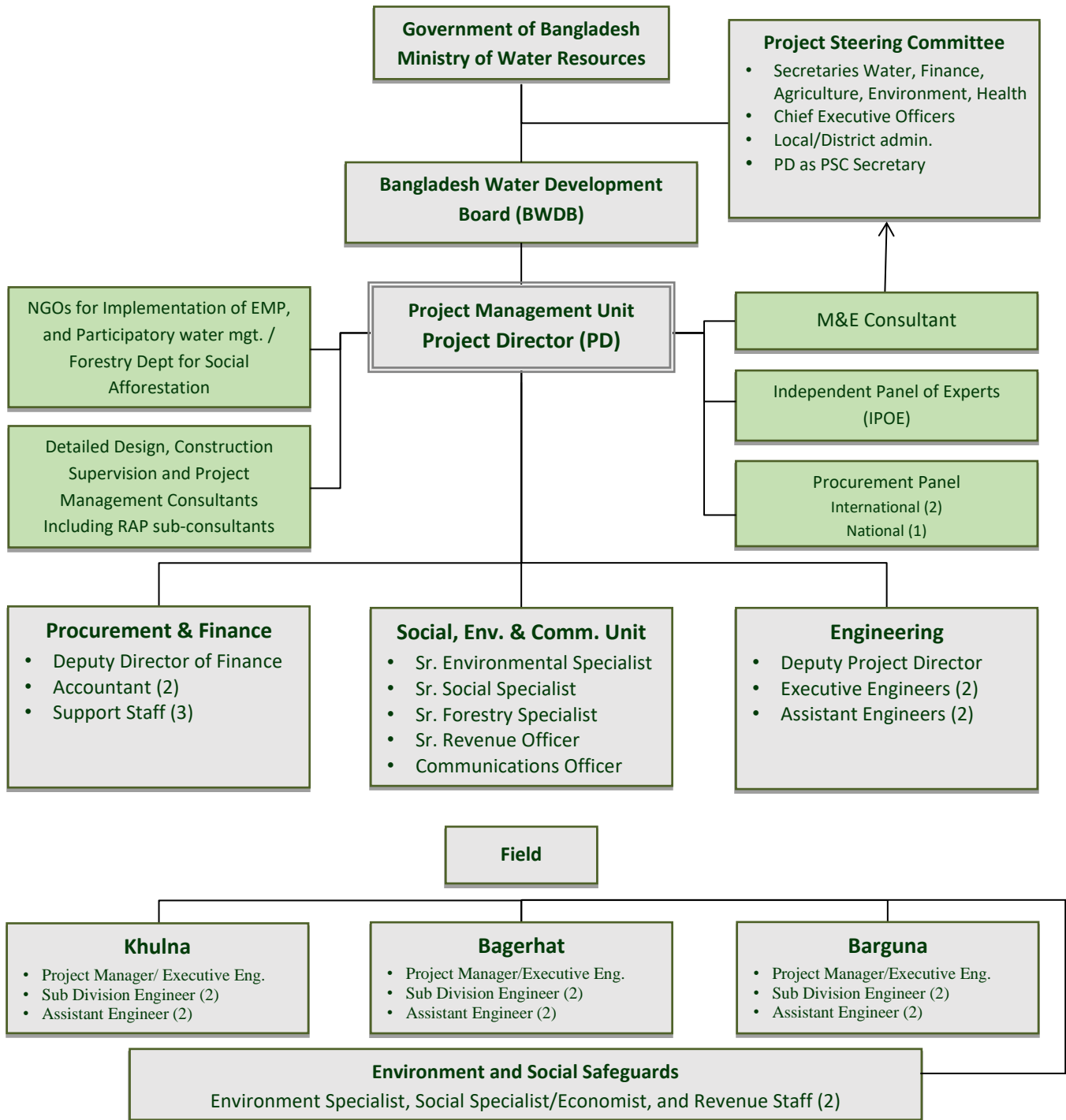


Figure 2: Project Organization Chart

## 2.2.2 Project Management Unit (PMU)

The PMU is to oversee overall project implementation. The Project Director (PD) is in charge of the PMU. The PD is signatory of all relevant project actions including on the project accounts.

PMU staff assists the PD in the discharge of project duties. The list of staff and deployment dates is attached as Annex 2. The PMU office and staff in Dhaka oversee all consultants working on the project. The PMU maintains three district-based offices in Khulna, Bagerhat, and Barguna. The Khulna office has had a CEIP-1 dedicated XEN since 2015 who looks after Package 01 works in both Khulna and Bagerhat Districts with the assistance of the regular BWDB staff in the Bagerhat office as needed. Instead of designating a CEIP-1 XEN for Package 2 of existing O&M division, the regular BWDB XENs for the four districts concerned have been directed by BWDB to take an additional responsibility of CEIP-1.

## 2.2.3 Detailed Design, Construction Supervision and Project Management Support Consultant (DDCS&PMSC)

The DDCS&PMSC has been engaged for the design of the physical works and to devise and implement the Resettlement Action Plan and implement the Environment Impact Assessment (EIA) and Environment Implementation Plan (EMP). The DDCS&PMSC also supervises construction as the Engineer under FIDIC conditions of contract. The DDCS&PMSC is comprised of Royal HaskoningDHV in association with DevCon, DPM, IWM and DHI.

The Consultant was mobilized in January 2015. The DDCS&PMSC maintains two field offices. The DDCS&PMS Consultant retains contractual responsibility for these services.

**The status of the most critical key staff deployment is shown in the table below.**

- Position of Construction Resident Engineer (Int.) for Package 01 has been vacant since August 2018
- Position Resettlement Specialist (Nat.) is vacant for a long period of time.

*Table 7: Status of Deployment of Most Critical Staff of DDCS&PMS Consultant*

Sl.	Position	Name	Status	Status	Status
			31-Dec--18	30-Jun-21	30-Sep-21
	<b>Professional</b>	<b>(International)</b>			
1	Team Leader	Jean Henry Laboyrie & Gerard Pichel	Derk Jan (Dick) Kevelam in place	Laboyrie in place	In place
2	Construction Resident Engineer- Package 01	Paul Zwetsloot	Vacant	GM Akram Hossain in place	In place
3	Construction Resident Engineer- Package 02	Trevor Morrish Hale	Vacant as of Aug 2017; One candidate approved but failed to join due to health; proposed candidate under review.	Vacant	Vacant

	Professional	(National)			
1	Deputy Team Leader	Md. Habibur Rahman	In place	In place	In place
2	Deputy Resident Engineer-Pkg 01	Mazibur Rahman Khan	Vacant	A.K.M. Sayeed Uddin in place	A.K.M. Sayeed Uddin in place
3	Deputy Resident Engineer-Pkg 02	Md. Gulzer Hossain	Mr. Abu Sayed Kamruzzaman in place	In place	In place
4	Resettlement Specialist/ Sociologist	M. A. Latif	Md. Zainal Abedin	Vacant	Vacant

The DDCS&PMSC’s RAP Team commenced their field work on 01 March 2015. On 01 March 2016, a second field team was established for the Package 02 polders.

Status of deployment of consultant’s RAP Team

- The staffing pattern today is very much reduced from the first years of the project.
- There are now only 14 staff whereas there used to be 37. There is a concern as to whether this is contributing to the length of time required to prepare indents and process compensation.
- In addition, FGD/community consultation would have been substantially reduced.

#### 2.2.4 NGO Consultancy Service to Implement: (a) Social Mobilization with Social Action Plan (including setting up WMOs), (b) Social Afforestation and (c) Integrated Pest Management (IPM) Plan

According to the policy of the GoB, work on WMO formation should begin prior to commencement of civil works so that users are consulted during both design and implementation of the project and to ensure ownership and commitment to effective O&M. These consultancies had been delayed, but the five NGO contracts were awarded – three in February 2019 and two in April 2019 – and work is completed. Earlier, it was planned to implement social afforestation through these same NGOs, however, considering sustainability/raising of the planned trees (which takes at least 10 years) after completion of the project, it was decided to carry out the task of planting trees through the Bangladesh Forest Department (BFD) with which MOUs have been executed.

The NGOs are involved in motivation and awareness raising of the local people towards afforestation program, group formation for the afforestation under social forestry rule, provide training to the participants and other stakeholder, explore the suitable livelihood options for the participants etc. along with the other two (2) main tasks - i.e., Social Mobilization with Social Action Plan (incl. setting up WMOs) and Integrated Pest Management (IPM) Plan. World Bank has concurred with this changed arrangement.

There are five consultancy packages for implementing the NGO services. Their contract signing date, services commenced date and office setup status are given below-

- **Package S01-A (Khulna District)** – Contract signed on February 24, 2019 and services commenced from March 18, 2019. Office was setup, one was at Khulna and another one was at Dacope.
- **Package S01-B (Bagerhat District)** – Contract signed on February 24, 2019 and services commenced from March 18, 2019. Office was setup, one was at Bagerhat and another one was at Sharonkhola.
- **Package S01-C (Pirojpur District)** – Contract signed on February 24, 2019. The Consultant has commenced the services from March 18, 2019. Office setup has been done at Bhanadaria.



- **Package S01-D (Barguna District)** – Draft Contract signed on 08 April, 2019. Contract signed on 02 May, 2019. Office was setup, one was at Barguna and another one is Patharghata.
- **Package S01-E (Patuakhali District)** – Contract signed on 02 May, 2019. Office was setup, one was at Galachipa and another one is Kalapara.

## 2.2.5 Consultancy Service for Long Term Monitoring, Research and Analysis of Bangladesh Coastal Zone

The Consultants for Long Term Monitoring Research and Analysis of Coastal Zone of Bangladesh have been engaged. The objectives of the studies are:

1. Create a framework for polder design, based on understanding of the long term and large-scale dynamics of the delta and on sustainable polder concepts.
2. Present an overview of values of relevant parameters at locations in the polder area, now and in the future, as boundary conditions for polder design and management
3. Develop a long-term investment plan for implementation of the proposed design and management improvements leading to integrated water resources management, targeting sustainable development goals.
4. Build the analytical foundation and technical capacity of BWDB and other stake holders including local communities, as appropriate, to engage in science driven decisions on floods, storm surges and drought hazards in the coastal region of Bangladesh.

The Consultant is the Joint Venture of DHI, Denmark and Stichting Deltares of the Netherlands in association with subconsultants, Institute of Water Modelling, Bangladesh, University of Colorado, Boulder, USA and Columbia University, USA and they mobilized on 28 October 2018. The project office is situated at Flat #3/B, House #4, Road #23/A Block B, Banani, Dhaka-1213. The office was fully equipped and functional on 14th December 2018.

## 2.2.6 Works Contractor Package 1

The First Engineering Bureau of Henan Water Conservancy of China was contracted on 01 November 2015 for the construction work involving Polder 32, 33, 35/1 and 35/3 and received notice to commence on 26 January 2016. The original Project Manager was replaced at the request of the Engineer due to poor performance.

Table 8 provides the contractor's manpower mobilization status at the end of the quarter compared to the prior quarter. The number of staff is lower as of 30 September 2021 compared to 30 June 2021, but this is clearly due to the rainy season and the near completion of many works. A list of the contractor's key staff with contact details is given in Annex 3.

Table 8: Manpower Mobilized by Package 01 Contractor

SN	Staff Category	Total Nos. 30 Jun 2021	Total Nos. 30 Sep 2021	Khulna	32	33	35/1	35/3
1	Management	5	4	1	1	0	1	1
2	Technical Staff	72	54	14	8	0	26	6
3	Operator/ Driver	48	15	4	3	0	8	0
4	Skilled Worker	60	12	1	0	0	9	2
5	Laborers	40	8	0	0	0	8	0
6	Logistic	2	1	1	0	0	0	0
<b>Total</b>		<b>277</b>	<b>94</b>	<b>21</b>	<b>12</b>	<b>0</b>	<b>52</b>	<b>9</b>

Source: Contractor CHWE Monthly Progress Report, June 2021, March, and 2021

Tables 9 and 10 present the contractor's equipment mobilization status against Engineer's estimate of requirements, which was updated in September 2021. The DDCS&PMSC calculated the equipment needs for Contract W-01 based on standard capacities and utilization.

Table 9: Required Equipment –Estimate of DDCS&amp;PMSC Package 01

Name of Polder	Bulldozer S.F roller, Compactor (150 HP)	Dump Truck + carry Scraper	Exca-vator	Concrete Mixing Machine	Sand pile driving equip-ment	Sheet pile driving equip-ment	CC block manu-facturing machine	Batching plant	Positioning ship	Survey Vessel	Barge	Wheel Loader
1	2	3	4	5	6	7	8	9	10	11	12	13
32	6	23	13	6	4		2	2	1	1	6	3
33	5	17	11	12	10	2	1	1	1	1	6	2
35/1	12	48	23	15	9	2	3	3	1	1	8	3
35/3	5	16	9	7	5	1	1	1	1	1	4	6
<b>Total</b>	<b>28</b>	<b>104</b>	<b>56</b>	<b>40</b>	<b>28</b>	<b>6</b>	<b>7</b>	<b>7</b>	<b>4</b>	<b>4</b>	<b>24</b>	<b>14</b>

"nr" denotes "not reported"

Source: Report Received from DDCS&amp;PMSC, June 2021

Table 10 shows the actual equipment in place as of 30 September 2021. Given the revised Work Program that was approved by DDCS&PMS Consultants (as Engineer) and its 17-month extension of time, these levels appear to be adequate.

Table 10: Equipment Deployed by Package 01 Contractor as of 30 September 2021

Name of Polder	Bulldozer S.F roller, Compact	Dump Truck + carry Scraper + Tractor	Exca-vator	Concrete Mixing Machine	Sand pile driving equip-ment	Sheet pile driving equip-ment	CC block manu-facturing machine	Batching plant	Positioning ship	Survey Vessel	Barge	Wheel Loader
1	2	3	4	5	6	7	8	9	10	11	12	13
32	1+2+0	15+5+38	9	6	4	1	2	0	1	1	2	3
33	3+0+0	10+5+36	10	6	1	1	1	1	1	1	2	2
35/1	15+0+5	32+3+25	15	18	5	1	2	2	1	1	4	6
35/3	6+2+0	12+5+22	11	7	6	1	1	1	1	1	2	6
<b>Total 30 Sep 21</b>	<b>34</b>	<b>208</b>	<b>45</b>	<b>37</b>	<b>16</b>	<b>4</b>	<b>6</b>	<b>4</b>	<b>4</b>	<b>4</b>	<b>10</b>	<b>17</b>
Total 30 June 21	34	208	45	37	16	4	6	4	4	4	10	17
Total 30 June 20	34	208	45	37	16	4	6	4	4	4	10	17

Source: DDCS&amp;PMS MPR

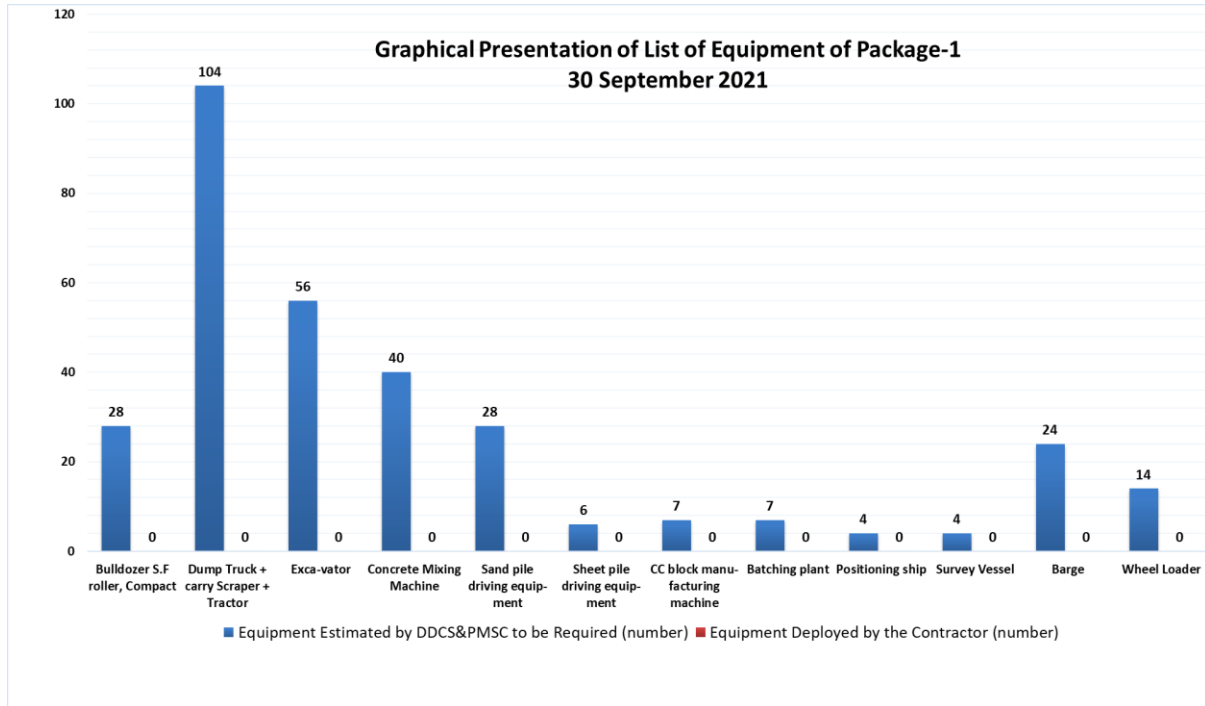


Figure 3: Comparison of Equipment Available and Required – Package 01

## 2.2.7 Works Contractor Package 2

Table 11: Manpower Mobilized by Package 02 Contractor

SN	Staff Category	Total Nos.	Total Nos.	Dhaka	Patuakhali	39/2C	40/2	41/1	43/2C	47/2	48
		30 June 2021	30 Sept 2021								
1	Management	14	14	2	0	5	2	1	2	0	2
2	Technical Staff	37	15	0	0	2	5	3	4	0	1
3	Operator/ Driver	102	16	2	2	40	20	8	11	0	15
4	Skilled Worker	204	98	1	3	95	40	20	15	0	18
5	Laborers	421	192	1	1	175	70	30	25	0	55
6	Admin/Support	15	357	0	0	8	3	2	2	0	1
<b>Total</b>		<b>793</b>	<b>692</b>	<b>6</b>	<b>6</b>	<b>325</b>	<b>140</b>	<b>64</b>	<b>59</b>	<b>0</b>	<b>92</b>

Source: Contractor CHWE Monthly Progress Report, June and September 2021

Table 12 reports on the equipment estimated to be required for Package 2 while Table 13 reports on the equipment available with the Package 02 Contractor.

Table 12: Equipment Requirements per DDCS&amp;PMSC – Package 02

Equipment Estimated by DDCS&PMSC to be Required (number)																
Name of Polder	Exca- vator	Dump Truck	Bull- dozer and Roller	Flat- bed Truck	Truck with crane	Crane	Pay loader	Water Bowser	Sheet pile driving equip- ment	Sand pile driving equip- ment	Fork- lift	Barge	Survey Vessel	Position- ing ship	CC block manu- facturing machine	Mixture Machine
1	2	3	4	5	6	7	8	9	10	11	12	13	14	15	16	17
39/2C	14	20	5	3	1	1	4	1	1	3	15	3	0	0	5	3
40/2	9	11	3	1	0	0	3	1	1	1	1	0	0	0	0	4
41/1	5	6	1	2	1	0	4	1	1	2	2	1	0	0	0	7
43/2C	6	8	2	0	0	0	3	0	1	2	2	0	0	0	0	4
47/2	2	3	1	2	0	0	3	1	1	2	1	0	0	0	0	6
48	13	21	6	3	1	0	7	1	1	1	1	0	0	0	0	5
<b>Total</b>	<b>49</b>	<b>69</b>	<b>18</b>	<b>11</b>	<b>3</b>	<b>1</b>	<b>24</b>	<b>5</b>	<b>6</b>	<b>11</b>	<b>22</b>	<b>4</b>	<b>0</b>	<b>0</b>	<b>5</b>	<b>29</b>

Table 13: Equipment Deployed by Package 02 Contractor as of 30 June 2021

Equipment Estimated by DDCS&PMSC to be Required (number)																
Name of Polder	Exca- vator	Dump Truck	Bull- dozer and Roller	Flat- bed Truck	Truck with crane	Crane	Pay loader	Water Bowser	Sheet pile driving equip- ment	Sand pile driving equip- ment	Fork- lift	Barge	Survey Vessel	Position- ing ship	CC block manu- facturing machine	Mixture Machine
1	2	3	4	5	6	7	8	9	10	11	12	13	14	15	16	17
39/2C	43	30	10	0	0	0	0	0	0	8	0	1	1	1	5	42
40/2	18	17	6	0	0	0	0	0	0	5	0	0	0	0	0	16
41/1	12	6	2	0	0	0	0	0	0	1	0	1	1	1	0	7
43/2C	14	8	3	0	0	0	0	0	0	1	0	1	1	1	0	8
47/2	0	0	0	0	0	0	0	0	0	0	0	1	0	1	0	1
48	25	33	11	0	0	0	0	0	0	0	0	0	0	0	0	4
<b>Total 30 Sep 21</b>	<b>112</b>	<b>94</b>	<b>32</b>	<b>0</b>	<b>0</b>	<b>0</b>	<b>0</b>	<b>0</b>	<b>0</b>	<b>15</b>	<b>0</b>	<b>4</b>	<b>3</b>	<b>4</b>	<b>5</b>	<b>78</b>
<b>Total 30 June 21</b>	<b>52</b>	<b>93</b>	<b>11</b>	<b>0</b>	<b>0</b>	<b>2</b>	<b>21</b>	<b>7</b>	<b>0</b>	<b>10</b>	<b>0</b>	<b>4</b>	<b>0</b>	<b>0</b>	<b>8</b>	<b>59</b>
<b>Total 30 June 20</b>	<b>57</b>	<b>112</b>	<b>15</b>	<b>0</b>	<b>0</b>	<b>0</b>	<b>18</b>	<b>0</b>	<b>0</b>	<b>10</b>	<b>65</b>	<b>0</b>	<b>0</b>	<b>0</b>	<b>52</b>	<b>0</b>

Source: DDCS&amp;PMS Consultant Monthly Progress Report and CICO Contractor Monthly Progress Report, June &amp; Sept 2021 and June 2020.

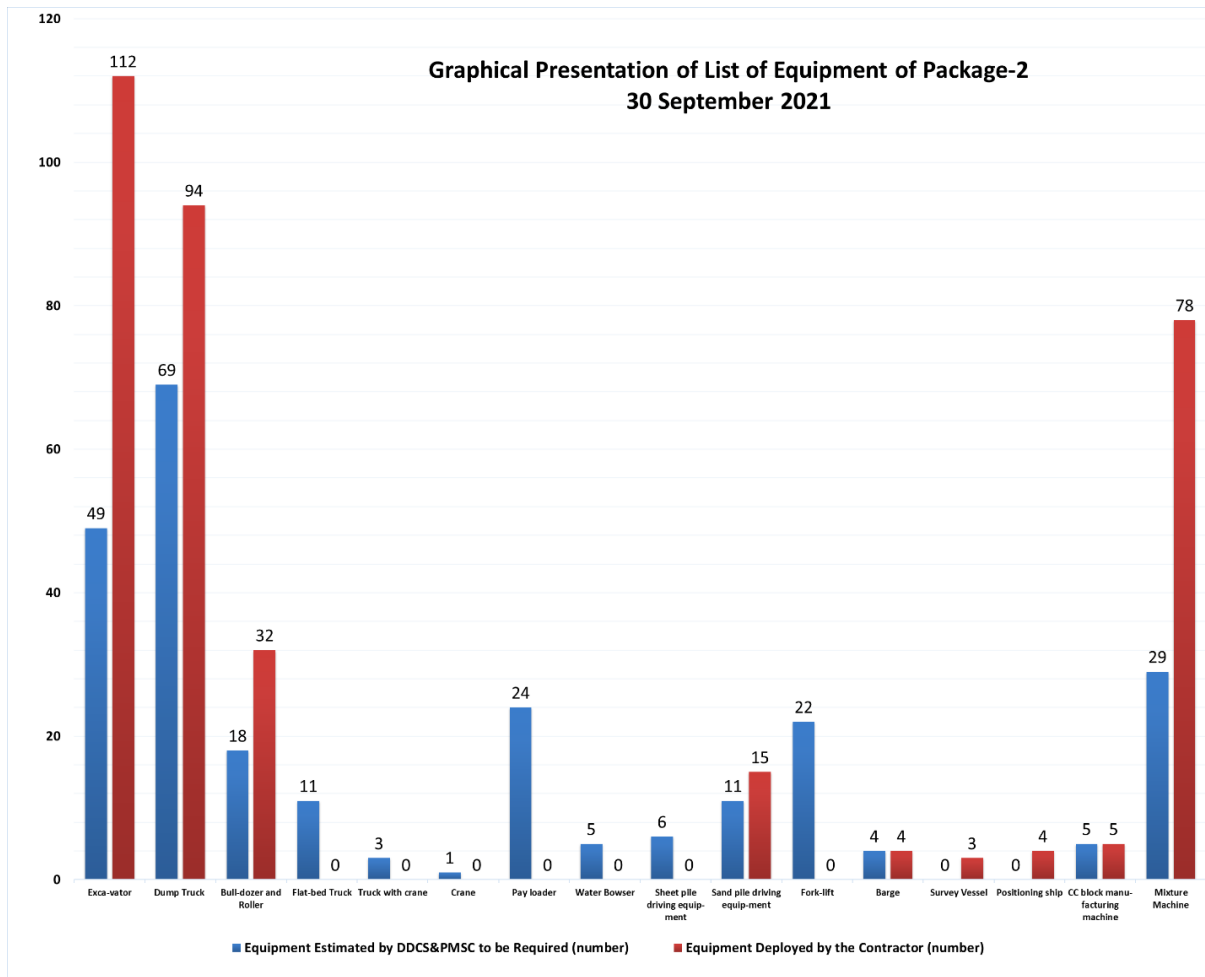


Figure 4: Comparison of Equipment Available and Required – Package 02

### 2.2.8 Works Contractor Package 3

Being deferred to the next phase of CEIP.

### 2.2.9 Third Party M&E Consultants

#### Background and Status Prior Quarter

As background, the M&E Consultants assist the PMU in monitoring the RAP, SAP and EMP and in monitoring processes and outputs and evaluating the impacts of CEIP-1 overall. The M&E Consultants signed the contract on 01 October 2015 and mobilized on 01 November 2015. All of the key staff have been mobilized. The national Environmental Specialist, became unavailable and a candidate was proposed as his replacement in August 2016 and subsequently approved. The national Social Safeguards Specialist became unavailable and a candidate was proposed in January 2019 and subsequently approved and mobilized on 01 August 2019. A budget-neutral contract modification #1 was approved in 2018. A budget-neutral contract modification #2 was approved on 21 October 2019. A Contract Variation was approved in 2020 extending and funding the services through June 2020. A replacement candidate for the international Environmental Specialist has been proposed and is under evaluation by PMU

#### Current Quarter update

The replacement candidates for the international Social Safeguards Specialist and international Environmental Specialist were not evaluated. Rather PMU raised a question as to whether or not the original candidates are available.

## 2.3. Procurement

There are 44 procurement packages under services – 11 packages for firms and 33 for individual consultants. One package for firms and five packages for individual consultants have been dropped. For the 10 packages to be contracted out to firms, all have been contracted – namely,

- DDCS&PMS Consultants,
- Third-Party M&E Consultants,
- Long-Term Monitoring, Research and Analysis of Bangladesh Coastal Zone; and
- Five (05) packages for the Consultancy for Social Afforestation, SAP and WMOs (now with Social Afforestation re-assigned to the Department of Forestry). Two of these five packages were signed during the quarter on 8 April 2019.
- Consultancy Services for conducting Internal Audit of CEIP-1 – Draft contract has been signed on August 06, 2020.
- Consultancy for Feasibility Studies and Preparation of CEIP-2, Contract has been signed on 19 July 2021.

As of 30 September 2021, all the individual consultants have been engaged except Social and Financial Management Specialist, however the Financial Management Specialist commenced work in October 2021.

For details of all procurement see Annex–5: **Project Input Procurement Status and Plans.**

### 3. STATUS OF PROJECT OUTPUTS BY COMPONENT

Outputs are presented by component and based on the reports of the partners responsible for the respective component.

#### 3.1. Outputs of Component A: Rehabilitation and Improvement of Polders

##### 3.1.1 Outputs of A1: Rehabilitation and Improvement of Polders –Package 01

###### Mobilization and Preconstruction Activities

These activities are complete, though they were slow to materialize as described in earlier reports.

###### Engineer's Site Offices, Laboratory and Inspection Sheds

All Engineer's site offices, laboratories and facilities have been essentially completed since Mar 2018.

###### Contractor Main Offices and Site Offices/Camp Sites

Background and Status Prior Quarter	Current Quarter update
<ul style="list-style-type: none"> <li>The Contractor established their main office in Dhaka and Khulna shortly within the time of commencement. The Contractor has built permanent site offices, and living quarters, which are 100% completed and fully functioning.</li> <li>The Contractor has set up a functioning laboratory at BWDB's Numagar premises in Khulna.</li> <li>Warehouse facilities for storage of cement and other perishable material has been put in place in each polder.</li> </ul>	Done.
CC block manufacturing machines – 5 fully operational (the manual machines are not in production any more)	Only two machines currently in use.

Locations of the CC block pre-casting yards is summarized in the table below.

Table 14: Number of Manual and Automated CC Block Machines by Location

SN	Location by Type	Number in Production	Number not in Production
1	Manual Process Yards		
1.1	Polder 32 at km 36+000 (Dacope)		1 set
1.2	Polder 33 at km 37+450 (Chunkuri)		1 set
1.3	Polder 35/1 at km 15+000 (Boraitola)		1 set
1.4	Polder 35/3 at km 29+000 (Khagraghat)		2 set
2	Automated CC Block Machine Yards		
2.1	Polder 32 (Khulna)		2
2.2	Polder 33 (Mongla)		1
2.3	Polder 35/1 at km 18+600 (Tafalbari)		1
2.4	Polder 35/3 at km 14+000 (Daratana)		1
	Total Automated CC Block Machines	0	5

Source: Contractor (CHWE) monthly progress reports

###### Pre-Construction Survey Works

According to the Contractor's monthly progress reports, cross-section survey works for pre-construction survey have been done as follows:

- Embankment – 99%

- Hydraulic Structures – 100%
- Bank protection – 98%
- Drainage channel – 80%

### GC Sub-Clause 8.3 Work Program

Background and Status Prior Quarter	Current Quarter update
Consultants have approved a revised Work Program on 26 August 2018 which shows completion of the works in June 2020. This represents a 17-month extension and has been approved.	
Progress up to 30 June 2020 is 89.84% compare to the plan of completing 100%. However, due to COVID-19 pandemic situation it was difficult to finish the work within the time. Due to the pandemic of COVID-19, the Government of Bangladesh has issued a circular for one-year extension of all the projects. The Contractor has submitted a Claim for Extension of time with detailed report and supporting documents. Formal approval of one-year extension of this contract is now under process.	Contractor should be requested to provide a work programme for this construction season showing how they intend to complete the work on time.

### Embankment Works

181.659 kms embankment works is fully completed as of 30 September 2021, which is same, compares to last quarter and 161.008 kms up to the last year. However, the working length has reached 182.614 kms, which is same in last quarter. See Table 15 for details.

Table 15: Package 01 Progress on Embankment Re-sectioning/Retired in kms

Polder	Revised Target (Kms.)	As of 30 Jun 2021			As of 30 Sep 2021		
		Length of Working Area (kms)	Length of Working Area (kms)	Length of Working Area (kms)	Length of Working Area (kms)	Fully Done (kms)	In Progress (kms)
32	49.666	49.667	49.667	49.667	49.667	49.322	0.345
33	49.154	43.6	43.6	43.6	43.6	43.6	0
35/1	61.972	51.422	51.422	51.422	51.422	50.922	0.5
35/3	39.825	37.925	37.925	37.925	37.925	37.815	0.11
<b>Total</b>	<b>200.617</b>	<b>182.614</b>	<b>182.614</b>	<b>182.614</b>	<b>182.614</b>	<b>181.659</b>	<b>0.955</b>

Source: DDCS&PMSC data on September and June 2021, verified by the M&E Consultants based on spot checks.

The earthwork of embankment progress stands 91.57% in this quarter, which is same in the last quarter. See Table 16 for details.

Table 16: Package 01 Progress on Embankment Earthwork in m3

Polder	Revised Contract Length (km)	Contract Qty (000 m3)	31-Mar-21		31-Mar-21	
			Qty (000 m3)	Qty (000 m3)	Qty (000 m3)	% Done
32	49.666	1618.396	1610	99.54	1610	99.54
33	49.154	1004.225	897.894	89.52	897.894	89.52
35/1	61.972	2317.57	1887	81.81	1887	81.81
35/3	39.825	1393.57	1391	100.03	1391	100.03
<b>Total</b>	<b>200.617</b>	<b>6333.761</b>	<b>5785.894</b>	<b>91.57</b>	<b>5785.894</b>	<b>91.57</b>

Source: DDCS&PMSC data on September and June 2021, verified by the M&E Consultants based on spot checks.



## Drainage Sluices and Flushing Sluices

All **38 drainage and 29 flushing sluices** have been fully done as of June 2020. See Table 17 for details.

Table 17: Summary of Number of Hydraulic Structures in Progress by Polder

Polder	Structure Type	Contract Quantity (no.) (Revised)	30-Sep-20		31-Dec-20	
			Number	Weighted % complete	Number	Weighted % complete
32	DS	8	8	100	8	100
	FS	1	1	100	1	100
33	DS	12	12	100	12	100
	FS	6	6	100	6	100
35/1	DS	14	14	100	14	100
	FS	12	12	100	12	100
35/3	DS	4	4	100	4	100
	FS	10	10	100	10	100
Total	DS	38	38	100	38	100
	FS	29	29	100	29	100
	Both DS+FS	67	67	100%	67	100%

Source: DDCS&PMSC data on September and June 2021, verified by the M&E Consultants based on spot checks.

## Drainage Channel Excavation/Re-excavation

Background and Status Prior Quarter	Current Quarter update
91.02% of ratio length of Drainage Channel Excavation done. Moreover, in terms of cum 86.25% of Drainage Channel Excavation has completed in the last quarter. In the last year progress; 82.92% for cum, 86.25% for ratio length	91.02 % of ratio length of Drainage Channel Excavation completed.

Table 18: Excavation/Re-excavation of Drainage Channels in m3 and Ratio Length

Polder	Revised Length (km)	Revised Qty (000 m3)	Jun-2021				Sep-2021			
			Qty (000 m3)	% Done	Ratio Length (Kms)	% Done	Qty (000 m3)	% Done	Ratio Length (Kms)	% Done
32	17	154.82	151.171	97.64	17	100	151.171	97.64	17	100
33	62.83	567.787	567.787	100	62.83	100	567.787	100	62.83	100
35/1	70.47	798.158	592.630	74.25	56.97	80.84	592.630	74.25	56.97	80.84
35/3	0	0	0	0	0	0	0	0	0	0
<b>Total</b>	<b>150.299</b>	<b>1520.765</b>	1311.588	86.25	136.800	91.02	1311.588	86.25	136.800	91.02

Source: DDCS&PMSC data on September and June 2021, verified by the M&E Consultants based on spot checks.

## Bank Protection Works

**Bank protection works** commenced in March 2017 with the placement of CC blocks in lieu of hard rock. The original anticipated length of such works was 7.70 kms, but the revised contract length is officially 4.45 kms. There is some further adjustment and the total length required may now be 4.25 kms. All the works of bank protection have been completed in prior quarters.

Table 19: Package 01 Bank Protection Works - Progress Compared to Target

Polder	Original Contract Length (kms.)	Revised Contract Length (kms)	30-Jun-21		30-Sep-21	
			Completed (equiv't kms)	Completed (equiv't kms)	Completed (equiv't kms)	% of blocks placed
Polder 32	2	2	2	2	2	100
Polder 33	1.7	1.3	1.3	1.3	1.3	100
Polder 35/1	1.5	0.8	0.8	0.8	0.8	100
Polder 35/3	2.5	0.15	0.15	0.15	0.15	100
<b>Package 01 Total</b>	<b>7.7</b>	<b>4.25</b>	<b>4.25</b>	<b>4.25</b>	<b>4.25</b>	<b>100</b>

Source: DDCS&PMSC data on September and June 2021, verified by the M&E Consultants based on spot checks.

## Slope Protection Works

**Slope protection works** depend on completion of the construction of embankments so work in this respect will necessarily gear up towards the later part of the works contract. Completed Slope Protection Work up to this quarter is 16.933 kms, which compare to last quarter and year were 16.803 kms. See Table for details.

Table 20: Slope Protection Works - Progress Compared to Target

Polder	Original Contract Length (kms)	Revised Contract Length (km)	30-Jun-2021		30-Sep-2021	
			Completed (kms)	% done	Completed (kms)	% done
Polder 32	3.275	3.3	3.3	100	3.3	100
Polder 33	6.03	4.016	4.016	100	4.016	100
Polder 35/1	11.75	11.75	8.787	74.81	8.92	75.91
Polder 35/3	0.9	0.7	0.7	100	0.7	100
<b>Package 01 Total</b>	<b>21.955</b>	<b>19.766</b>	<b>16.803</b>	<b>85.01</b>	<b>16.933</b>	<b>85.68</b>

Source: DDCS&PMSC data on September and June 2021, verified by the M&E Consultants based on spot checks.

**Status of Emergency Works (under BOQ item Environmental Mitigation Works)**

Purpose of emergency works of Polders to protect crops from intrusion of saline water. However, close breaching of existing embankment at some vulnerable location has been done under Environmental Mitigation Works, and Physical and Price Contingencies. The progress of emergency works under Environmental Mitigating Works have no change since last year, by reason of, out of 40 million 39.991 million BDT has been executed. See below for details.

*Table 21: Summary of emergency works under the head of "Environmental Mitigation Works"*

Polder	Total Length	Expenses
32	4.187	21,314,699
33	1.454	8,616,598
35/1	0.941	7,981,316
35/3	1.04	2,078,530
Total	7.622	39,991,142

Out of 300 million BDT of emergency works under Physical & Price Contingency, expenses stand in this quarter at 88 million BDT, prior quarter 88 million as well and last year 76.91 million BDT. See below for details.

*Table 22: Summary of emergency works under the head of "Physical & Price Contingency"*

Polder	Completed Length in Km		Expenses in BDT	
	Jun-21	Sep-21	Jun-21	Sep-21
32	5.723	5.723	3,31,40,046	3,31,40,046
33	1.671	1.671	1,33,99,272	1,33,99,272
35/1	3.216	3.216	3,26,09,736	3,26,09,736
35/3	2.919	2.919	88,87,288	88,87,288
Total	13.529	13.529	8,80,36,342	8,80,36,342

New vulnerable sites are continually under assessment by a tripartite team comprising XEN, Engineer and Contractor.

The total allocation for emergency works under the environmental mitigation provisional sum BoQ item is BDT 40 million, but contingencies budget is also being used to perform some of these works. A total of 7.622 kms of emergency works have been undertaken to date in Package 01 under Environmental Mitigation Works at a cost of BDT 39,991,142. The balance of emergency works has drawn on contingencies at a cost of BDT 88,036,342.

It is worth mentioning that at least some of the emergency works may not have been needed if the Contractor's work progress had been on schedule. It should also be noted also that maintenance will not be carried out by BWDB until the polders are handed back over to GoB as these polders are now under the Project.

**Nalian Dam Closure**

Background and Status 31 Dec 2020	Status 31 Dec 2020
Foundation & Closing of the Closure works completed 100%. Protection Work is completed up to 98%.	Foundation, Closing and Protection Work of the Closure are completed 100%.

**CC Block Production**

Background and Status 31 Dec 2020	Status 30 Jun 2021
6,312 million CC blocks produced to date and 33,603 blocks produced during this quarter.	No blocks have been produced in this quarter.
Original plan was to have seven automated CC block manufacturing machines. Five automated CC block manufacturing machines are functioning.	No CC block machine was being operated in this quarter.

Table 23: CC Block production of Package 01

Polder Number	Estimated Quantity Required as of Jun 2021	Jun-21	Sep-21
		Cumulative Total Produced	Cumulative Total Produced
32	19,43,383	19,43,312	19,43,312
33	13,38,036	12,93,736	12,93,736
35/1	29,56,616	27,10,312	27,10,312
35/3	2,35,968	2,28,122	2,28,122
<b>Total</b>	<b>64,74,003</b>	<b>61,75,482</b>	<b>61,75,482</b>

Source: DDCS&PMSC data on September and June 2021, verified by the M&E Consultants based on spot checks.

**3.1.2 Outputs of A1: Rehabilitation and Improvement of Polders –Package 02****Embankment works.**

62.42 kms embankment work is fully done as of 30 September 2021 which was almost same in the prior quarter, which is expected given it was rainy season. Additionally, the working length has reached 80.828 kms as of September 2021 which was same as June 2021. See Table 22 for details.

Table 24: Package 02 Progress on Embankment Re-sectioning/Retiring in kms

Polder	Target (Revised)	As of 31 June, 2021			As of 30 September, 2021		
		Length of Working Area (kms)	Fully Done (kms)	In Progress (kms)	Length of Working Area (kms)	Fully Done (kms)	In Progress (kms)
39/2C	59.25	8.360	6.440	10.87	8.360	6.44	10.87
40/2	34.20	19.710	12.150	35.53	19.710	12.15	35.53
41/1	33.81	15.397	12.890	38.12	15.397	12.89	38.12
43/2C	25.505	10.830	8.210	32.19	10.830	8.21	32.19
47/2	17.50	17.567	17.130	97.89	17.527	17.17	97.89
48	38.00	8.963	5.560	14.63	8.963	5.56	14.63
<b>Total</b>	<b>208.026</b>	<b>80.827</b>	<b>62.380</b>	<b>29.99</b>	<b>80.827</b>	<b>62.42</b>	<b>29.99</b>

Source: DDCS&PMSC data on September and June 2021, verified by the M&E Consultants based on spot checks.

The earthwork of embankment stands at 40.41% in this quarter which is same as prior quarter. See below table for details.

Table 25: Package 02 Progress on Embankment Earthwork in 000 m3

Polder	Contract Length (kms)	Contract Qty (000 m3)	As of 31 Jun, 2021		As of 30 Sep, 2021	
			Qty (000 m3)	% Done	Qty (000 m3)	% Done
39/2C	59.25	2102.59	448	21.31	448	21.31
40/2	33.81	1265.78	880	69.52	880	69.52
41/1	33.57	594.58	441	74.17	441	74.17
43/2C	25.505	515.55	282	54.70	282	54.70
47/2	17.50	213.44	196	91.83	196	91.83
48	38.00	1910.73	421	22.03	421	22.03
Total	208.026	6602.67	2668	40.41	2668	40.41

Source: DDCS&PMSC data on September and June 2021, verified by the M&E Consultants based on spot checks.

### Drainage Sluices and Flushing Inlets

- Out of 51 **drainage sluices to be newly constructed**, the 18 nos. are fully completed and 25 nos. are in progress.
- Out of 51 **flushing sluices to be newly constructed**, 12 nos. are fully completed and 12 nos. are in progress.

### Drainage Channel Excavation/Re-excavation

Out of 154.558 kms of Drainage Channel Excavation Works 78.66 kms have been fully completed. Completion thus stands at 50.89%.

### Bank Protection Works

Out of 5.691 kms of Riverbank Protection Works 4.42 kms have been fully completed. Completion thus stands at 77.67%.

### Slope Protection Works

Slope protection works depend on completion of the construction of embankment sections so work in this respect was expected to just get started after a substantial lag. Out of 9.48 kms of Slope Protection Works, 1.70 kms have been done up to this quarter. These works stand at 6.94% complete.

### CC Block Production

Current CC block production has reached 76.33% of the more than 8.45 million that must be produced. The achievement in this quarter was 4.69% of total required production compared to 3.04% in the prior quarter. Clearly, the production must be scaled up to reach the target before the contract end date. The contractor is to prepare a revised production schedule, and this must be strictly followed. See details in the table below.

Table 26: CC Block production of Package 2

Polder Number	Revised Estimated Quantity as of Jun 2021	31-Jun-21		31-Sep-21	
		Cumulative Total	%	Cumulative Total	%
39/2C	59,85,778	43,15,120	72.09%	46,38,164	77.49%
40/2	4,29,969	2,73,160	63.53%	2,93,443	68.25%
41/1	5,77,846	4,48,519	77.62%	4,65,448	80.55%
43/2C	4,35,342	2,23,301	51.29%	2,39,000	54.90%
47/2	4,82,227	4,36,327	90.48%	4,36,327	90.48%
48	5,39,493	3,57,625	66.29%	3,78,139	70.09%
<b>Total</b>	<b>84,50,655</b>	<b>60,54,052</b>	<b>71.64%</b>	<b>64,50,521</b>	<b>76.33%</b>

Source: DDCS&PMSC data on September and June 2021, verified by the M&E Consultants based on spot checks.

### 3.1.3 Output of A2: (a) Social Mobilization with Social Action Plan (including setting up WMOs), (b) Social Afforestation and (c) Integrated Pest Management (IPM) Plan Water Management Group (WMG) and Water Management Association Formation and Registration.

Out of 10 polders 6 polders Water Management Association (WMA) have been registered. In addition, 2 WMG have not been formed due to local political issues, and also for Polder 43/2C because the work progress is lagging.

Table 27: Number of WMG and WMA Formed and Registered

Polder No.	WMG			WMA		
	Target No. of WMG	Formation of WMG	Registration	Target no. of WMA	Formation of WMA	Registration
32	15	15	15	1	1	1
33	18	16	16	1	1	1
35/1	12	28	28	1	1	1
35/3	28	12	12	1	1	1
39/2C	17	17	17	1	1	0
40/2	14	14	14	1	1	1
41/1	14	14	14	1	1	1
43/2C	8	8	6	1	0	0
47/2	9	9	9	1	1	0
48	8	8	8	1	1	0
<b>Total</b>	<b>143</b>	<b>141</b>	<b>139</b>	<b>10</b>	<b>9</b>	<b>6</b>

Source: NGO's reports

The tasks below have been substantially completed thanks to the NGOs. There are a few exceptions in polders 43/2C, 47/2 and 48.

- Progress of Training to Water Management Organization (WMO). – Completed
- Number of beneficiaries for Social Afforestation. - Completed

- Training on Social Afforestation - Completed
- Training on Social Afforestation - Completed
- Number of beneficiaries for Integrated Pest Management (IPM) - Completed
- Training on Integrated Pest Management (IPM) – Completed

## 3.2. Outputs of Component B: Implementation of Social and Environmental Management Frameworks and Plans

### 3.2.1 Outputs of B1: Implementation of Social Action Plans

Social Action Plans have been developed by the NGOs.

### 3.2.2 Outputs of B2: Implementation of Social Management and Resettlement Policy Framework (SMRPF) and Resettlement Action Plans (RAPs)

#### RAP and LAP for Package 01

The RAP Team of DDCS&PMS Consultants commenced fieldwork in March 2015. The number of Project-Affected Households and Entitled Persons is presented in Tables 28 and 29 below. There has been some change in the numbers persons and entities over the years, but it has been minimal.

Table 28: Number of Titled and Non-Titled Entities in Package 01 Polders

Category	Number of Titled and Non-Titled Entities by polder as of 30 September 2021					As of 31 June 2021
	Polder 32	Polder 33	Polder 35/1	Polder 35/3	Total	Total
Titled	3003	2208	1622	575	7408	7396
Non-titled	1376	1702	1990	305	5373	5373
Total	4379	3910	3622	880	12775	12769

Source: DDCS&PMSC with update from June and September-2021 MPR.

Table 29: Number of Non-Titled Entities (including tenants and wage laborers) in Package 01 Polders

Category	Number of Non-Titled EPs by Polder as of 30 September 2021					As of 31 June 2021
	Polder 32	Polder 33	Polder 35/1	Polder 35/3	Total	Total
Squatters	1267	1470	1624	284	4645	4645
Tenants	86	157	196	9	448	448
Wage Laborers	23	75	170	12	280	280
Total	1376	1702	1990	305	5373	5373

Source: DDCS&PMSC with update from June and September-2021 MPR.

Implementation of the RAP for Package 01 has progressed as shown in the two tables below. There was no change of payments under Package 01 during the quarter. Cumulatively, a total of 80.74% of non-titled EPs have been compensated to date and 98.66% of these EPs have relocated up to last quarter.

Table 30: Status of Non-Titled EPs Compensation (Squatters, Tenants &amp; Wage Labor) Paid in Package 01

Polder No.	Target Nos	As of 30 June 2020			As of 30 September, 2021		
		Paid Nos	Percentage (%)	Payment in million	Paid Nos	Percentage (%)	Payment in million
Polder 32	1376	1373	99.78	162.812	1373	99.78	162.812
Polder 33	1702	1269	74.56	175.752	1269	74.56	175.752
Polder 35/1	1990	1405	70.60	229.161	1405	70.60	229.161
Polder 35/3	305	291	95.41	41.742	291	95.41	41.742
<b>Total</b>	<b>5373</b>	<b>4338</b>	<b>80.74</b>	<b>609.467</b>	<b>4338</b>	<b>80.74</b>	<b>609.467</b>

Source: DDCS&amp;PMSC with update from June and September-2021 MPR.

So far, to date, one group of 14 squatters and two markets have been relocated– one each in Polder 35/1 and 35/3. The LAP/RAP team is trying to convince more group relocation in other places in the four Polders under Package 01, but, so far, this is the only group relocation.

Table 31: Status of Relocation of Compensated EPs

SN	Status of relocation	Number of squatters relocated by Polders as of							
		30-Sep-21						30-Jun-20	
		P-32	P-33	P-35/1	P-35/3	Total	%	Total	%
1	Relocated on own land	680	723	635	136	2174	50.12	2174	50.12
2	Relocated on purchased land	97	42	273	47	459	10.58	459	10.58
3	Relocated on other's land	246	173	214	65	698	16.09	698	16.09
4	Relocated Temporarily at nearby area/Govt. land	208	190	105	3	506	11.66	506	11.66
5	Not yet relocated	1	53	2	2	58	1.34	58	1.34
6	Market Relocation	6	0	21	17	44	1.01	44	1.01
7	Group relocation	29	30	29	0	88	2.03	88	2.03
8	Wage Labor	23	14	88	12	137	3.16	137	3.16
9	Tenant	83	44	38	9	174	4.01	174	4.01
<b>10</b>	<b>Total Relocation</b>	<b>1373</b>	<b>1269</b>	<b>1405</b>	<b>291</b>	<b>4338</b>	<b>100</b>	<b>4338</b>	<b>100</b>

Source: DDCS&amp;PMSC with update from June and September-2021 MPR.

Payments to **titled EPs** have risen during the prior quarter to 3,918 EPs as of 30 September 2021 from 3,734 EPs as of 30 June 2021. The total cumulative amount paid by the end of this quarter rose slightly to 69.81% compared to 69.68% in the prior quarter. Please see table below for details.

Table 32: Payments to Titled EPs - Package 01

Polder	Total Awardees	Amount to be Paid by DCs in BDT (Lakh)	30 June 2021			30-Sep-21		
			No. of Paid awardees	Total Amount Paid in BDT (Lakh)	Progress BDT %	No. of Paid awardees	Total Amount Paid in BDT (Lakh)	Progress BDT %
32	3003	1,644.35	1215	1,183.35	71.96%	1225	1183.95	72.00%
33	2208	1,673.70	565	1,072.75	64.09%	688	1,073.55	64.14%
35/1	1610	6806.98	1477	4774.81	70.15%	1524	4774.81	70.15%
35/3	575	1581.93	477	1,126.47	71.21%	481	1,140.47	72.09%
<b>Total</b>	<b>7396</b>	<b>11,706.96</b>	<b>3734</b>	<b>8,157.38</b>	<b>69.68%</b>	<b>3918</b>	<b>8,173.18</b>	<b>69.81%</b>

Source: DDCS&amp;PMSC with update from June and September-2021 MPR.



While **payment of compensation to titled EPs** saw improvement, it is still far from satisfactory given the stage of project implementation. Efforts are being made by BWDB, but a case-wise plan needs to be developed and aggressively pursued. Payment to non-titled EPs is considerably simpler but has stagnated with the last group of these EPs still to be compensated.

Table 33: Summary Progress of LAP and RAP Implementation - Package 01

SN	Milestone Actions	Progress as of 30 June 2021	Progress as of 30 September 2021
1	Video recording of assets in the ROW	100%	100%
2	Joint Verification Survey	100%	100%
3	Photography of non-titled EPs	100%	100%
4	ID Card preparation for EPs	100%	100%
5	ID Card Issuance by XEN	100%	100%
6	ID Cards distribution	nr	Nr
7	Collection of NID	nr	Nr
8	Bank Account Opening for non-titled EPs	100%	100%
9	Focused group meetings	Done	Done
10	Land Acquisition Proposals sub'd to DC Khulna, Bagerhat	Done	Done
11	Notice issued under Section 6 by DC	4 polders (Except 0.58 ha in 33 and 0.13 ha of Polder 35/1)	Done
12	Notice issued under Section 7	4 polders (Except Polder-32 and 35/1)	Done
13	Final land acquisition cost estimate	Done	Done
14	Property Assessment Valuation Committee formed	Done	Done
15	PAVC assesses replacement value of assets	Done	Done
16	Grievance Redress Committee formed and approved by PD	Done	Done
17	No. of grievances received and their status	178 cases 134 resolved by GRC 43 resolved at entry level	179 cases 134 resolved by GRC 43 resolved at entry level
18	Compensation paid to Non-Titled EPs	4,338	4,338
19	Value of Compensation Paid to Non-Titled EPs	BDT 8,173.18 Lac	BDT 6094.67 Lac
20	Value of Compensation Paid to titled EPs	BDT 8,797.75 Lac	BDT 8,173.18Lac
21	Relocation status	4280	4280

Source: DDCS&amp;PMSC with update from June and September-2021 MPR.

The land area that must be acquired for the four polders under Package 01 is given in the following table as finalized after JVS and considering needed adjustments in alignment.

Table 34: Land Requirement for Package 01

Polder No	Total length embankment (km)	Area to be Acquired (hectares)
32	49.67	50.6
33	49.15	14.28
35/1	61.97	41.47
35/3	39.83	25.01
<b>Total</b>	<b>200.62</b>	<b>131.36</b>

Source: DDCS&amp;PMSC with update from June and September-2021 MPR.

On land acquisition, 95.65% of the land required is already in possession of the Project, received from DC office. 65.44% of payment due to the titled EPs has been made as of March 2021.

Table 35: Status of Land Acquisition - Package 01

District	Polder No.	Program for L.A. (ha)	Possession received (ha)	Fund (Lac in BDT)	Payment (Lac in BDT)	% of Possession Received		% of Payment	
						Jun-21	Sep-21	Jun-21	Sep-21
Khulna	32	50.6	50.02	1644.35	1183.95	98.85	98.85	71.96	72.00
	33	14.28	14.28	1673.7	1,073.55	100	100	64.09	64.14
Bagerhat	35/1	41.47	41.34	6806.98	4774.81	99.69	99.69	70.15	70.15
	35/3	25.01	25.01	1581.93	1,140.47	100	100	71.21	72.09
Package 01 Total		131.36	130.65	11706.96	8,173.18	99.46	99.46	69.68	69.81

Source: DDCS&amp;PMSC with update from June and September-2021 MPR.

The DDCS&PMS Consultants had been undertaking a substantial consultative process as evidenced by the number of consultations they have reported as of 31 December 2018. All groups have received four or more rounds of consultation so far. No updates to the data have been provided in the **last 30 months** so there is a question as to whether these consultations are continuing.

Table 36: Focus Group Formation and Number of Meetings - Package 01

Polder No.	Status on 31 Dec 2018	
	Focus Groups Formed	Focus Group Discussions
32	68	647
33	63	719
35/1	88	925
35/3	18	236
<b>Total</b>	<b>237</b>	<b>2,527</b>

Source: RAP Team, DDCS&amp;PMSC, email correspondence

The rounds of consultations follow a logical progression in their content as described below.

Agenda of 1<sup>st</sup> Round FGD Meeting

1. Group Formation
2. Selection Member of FGD Committee
3. Select Designation of committee members
4. Describe objectives of FGD
5. Describe objectives of Project
6. Responsibility of Committee Member
7. Approximate date of next Meeting

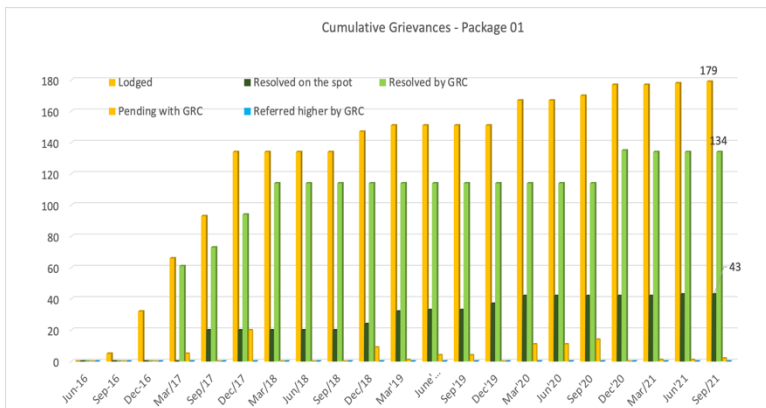
Agenda of 3<sup>rd</sup> Round FGD Meeting

1. EP ID Card preparation
2. Information Booklet distribution and reading out policies in the meeting
3. Procedure of payment from BWDB and required documents for payment

Agenda of 2 <sup>nd</sup> Round FGD Meeting	Agenda of 4 <sup>th</sup> Round FGD Meeting
<ol style="list-style-type: none"> <li>1. Photography of EPs</li> <li>2. Bank Account Opening</li> <li>3. Collection of certificate from LGIs, NID, Trade License and other papers</li> </ol>	<ol style="list-style-type: none"> <li>1. Timeline of the project and relocation requirements after payment</li> <li>2. Search alternative location from now for relocated by themselves after displacement</li> <li>3. Limitation of the project in providing relocation sites</li> <li>4. Encouraging displaced people to be relocated in a cluster manner</li> </ol>

Background & Status 31 June 2020– Package 01	Status 30 September 2021
<p>Shortly after their formation, the PRAC have been only modestly active since their work is entirely voluntary and no transport allowance or meeting allowance is being provided.</p> <p><b>Background:</b> The <u>relocation planning and livelihood restoration program have not been given adequate or early enough attention</u>. Physical Relocation Assistance Committees (PRAC) were formed in November 2016 and only became functional in January 2017.</p>	<p>Same as previous quarter:</p> <ul style="list-style-type: none"> <li>– Relocation planning and livelihood restoration need more attention.</li> <li>– PRAC meeting allowance issue to be resolved.</li> </ul>
<p>Group relocation has taken three (3) places in Package 01. Polder 32, Kamarkhola (22+500 previous location). Fourteen (14) EPs relocated together to 22+000. Polder-33, Chunkuri thirty (30) Eps and Polder-35/1, Jhilbungia eighteen (18) &amp; Khontakata eleven (11) EPs relocated tighter.</p> <p><b>Background:</b> People have not agreed for cluster or group relocation so far despite the offer of community amenities; this is reportedly due to several reasons including kinship ties with the host villages, mal-adjustment/mismatch with the neighboring people and scarcity of suitable land for group relocation.</p>	<p>No change.</p>

**Grievances**



A total of 179 grievances have been raised in the Package 01 area; 43 of these have been resolved on the spot and 134 were submitted to the Grievance Redress Committee (GRC) where they have also been resolved.

Figure 6: Cumulative Grievances - Package 01

**Labor Influx**

As of 30 September 2021, there are 94 laborers in Package 01 and the labor profile is as follows:

- Gender –92 males, 2 females
- Skill Level -81 skilled, 12 semi-skilled and 1 unskilled
- Origin –91 from same or adjoining district, 2 from other districts, no from abroad
- Age –83 are 18-25 years old, 09 are 25-50 years old, and 02 are above 50 years old.

A detailed labor influx report is available in the monthly progress reports of the DDCS&PMS Consultants.



**RAP and LAP for Package 02**

The number of Project-Affected Households and Entitled Persons is presented in Tables 37 and 38 below. There are 25,295 titled and non-titled entities as of 30 September 2021 (changed very slightly from the prior quarter).

Table 37: Number of Titled and Non-Titled Entities (excl. tenants and wage laborers) - Package 02

Category	Number of Titled and Non-Titled Entities by polder							As of
	30-Sep-21							31-Jun-21
	Polder 39/2C	Polder 41/1	Polder 40/2	Polder 43/2C	Polder 47/2	Polder 48	Total	Total
Titled	17884	546	798	0	114	30	19372	19372
Non-titled	129	924	2238	711	174	1752	5928	5889
Total	17974	17974	17974	17974	17974	17974	25295	25261

Source: RAP Team, IOL Survey in June 2018, DDCS&PMSC with update from June and September 2021MPR.

Table 38: Breakdown of Non-Titled EPs by Polder and Category in Package 02

Category	Number of Non-Titled EPs by polders							As of
	30 September 2021							31 June 2021
	Polder 39/2C	Polder 41/1	Polder 40/2	Polder 43/2C	Polder 47/2	Polder 48	Total	Total
Squatters	58	844	1745	572	165	1369	4753	4747
Tenants	43	68	398	115	8	198	830	814
Wage Laborers	28	12	95	24	1	185	345	328
Total	129	924	2238	711	174	1752	5928	5889

Source: RAP Team, IOL Survey in June 2018, DDCS&PMSC with update from June and September 2021MPR.

**It should be noted that none of the 830 nos. of tenants and the 345 entitled wage laborers were reported as paid.**

**Implementation of the RAP** for Package 02 has progressed as shown in the table below. A total of 52.57% of non-titled EPs (squatters) have been compensated and 87.55% of these EPs have relocated. This means 46.38% of total non-titled EPs (whether compensated or not) have relocated. There had been no progress for ten months of implementation of the RAP due to the COVID-19 outbreak, but this activity has now resumed. Moreover, no payment for tenants and wage laborers have been done yet up to September 2021.

Table 39: Status of Non-Titled EPs Compensation Paid in Package 02

Polder No.	Target Nos	As of 31 Jun, 2021			As of 30 Sep, 2021		
		Paid Nos	%	Payment in million	Paid Nos	%	Payment in million
		39/2C	129	0	0	0	0
40/2	924	471	50.97%	92.397	544	58.87%	112.793
41/1	2238	833	37.22%	59.922	967	43.21%	66.458
43/2C	711	467	65.68%	54.455	467	65.68%	54.455
47/2	174	160	91.95%	15.587	160	91.95%	15.587
48	1752	1002	57.19%	106.319	1002	57.19%	106.319
Total	5928	2933	49.48%	328.68	3140	52.97%	355.612

Source: RAP Team, IOL Survey in June 2018, DDCS&PMSC with update from June and September 2021 MPR.

As to group relocation, four groups comprised of a total of 153 squatters are being relocated - one each in Polder 41/1, 40/2 and two groups in Polder 48 are planned to be relocated, but this has not yet been implemented. Also, none of the markets have yet been relocated. There was no additional relocation in the Package 02 polders from two-prior quarters.

Table 40: Status of Relocation of Compensated EPs

SN	Status of Relocation	Number of squatters relocated by polders								As of	
		As of 30 September 2021								30-Jun-21	
		P-39/2C	P-40/2	P-41/1	P-43/2C	P-47/2	P-48	Total	%	Total	%
1	Relocated on own land	0	457	220	261	98	322	1358	43.3	1340	43.15
2	Relocated on purchased land	0	41	65	29	5	130	270	8.6	270	8.6
3	Relocated on other's land	0	145	60	98	3	120	426	13.6	426	13.57
4	Relocated Temporarily at nearby area/Govt. land	0	126	102	57	49	208	542	17.3	541	17.26
5	Not yet relocated	0	179	87	22	5	98	391	12.5	188	4.87
6	Market Relocation	0	0	0	0	0	0	0	0	0	0
7	Group relocation	0	19	10	0	0	124	153	4.87	153	5.24
Total		0	967	544	467	160	1002	3140	100	2918	100

Source: RAP Team, IOL Survey in June 2018, DDCS&PMSC with update from June 2020, March, and June 2021 MPR.

**Payments have been made to 3078 titled EPs** as of 30 September 2021 up from 2399 in the prior quarter. The pace of payments is worrisome given the scale awardee numbers.

Table 41: Payments to Titled EPs - Package 02

Polder No.	Total Awardees	Amount to be Paid by DCs in BDT (Lakh)	June 2021			September 2021		
			Nos of Paid Awardees	Total amount paid in BDT (Lakh)	Progress BDT (%)	Nos of Paid Awardees	Total amount paid in BDT (Lakh)	Progress BDT (%)
39/2C	17884	10052.33	1387	1843.31	18.34	2040	2268.52	22.57%
40/2	798	879.92	595	725.61	82.46	614	727.56	82.68%
41/1	546	444.52	384	365.14	82.14	384	365.14	82.14%
43/2C	0	8.97	0	0	0	0	0	0.00%
47/2	114	436.12	28	241.75	55.43	35	338.48	77.61%
48	30	515.16	5	102.32	19.86	5	102.32	19.86%
Total	19372	12337.02	2399	3278.13	26.57	3078	3802.02	30.82%

Source: RAP Team, IOL Survey in June 2018, DDCS&PMSC with update from June 2020, March, and June 2021 MPR.

While payment of compensation to titled EPs saw improvement during the quarter, payment to non-titled EPs has stagnated with the last 38.6% of these EPs still to be compensated.

Table 42: Summary Progress of LAP and RAP Implementation - Package 02

SN	Milestone Actions	Progress as of 30 June 2021	Progress of 30 September 2021
1	Video recording of assets in the ROW	Done	Done
2	Joint Verification Survey	Done	Done
3	Photography of non-titled EPs	Done	Done
4	ID Card preparation for EPs	100%	100%
		5889 out of 5889	5889 out of 5889
5	ID Card Issuance by XEN	100%	100%
		5889 out of 5889	5889 out of 5889
6	ID Cards distribution	Nr	Nr
7	Collection of NID	Nr	Nr
8	Bank Account Opening for non-titled EPs	100%	100%
		5889 out of 5889	5889 out of 5889
9	Focused group meetings	100%	100%
10	Land Acquisition Proposals sub'd to DC Pirojpur, Jhalokhathi, Barguna and Patuakhali	100% final	100% final
11	Final land acquisition cost estimate	Remain Polder-43/2C	Remain Polder-43/2C
12	Property Assessment Valuation Committee formed	100%	100%
13	PAVC assesses replacement value of assets	100%	100%
14	Grievance Redress Committee formed and approved by PD	Formed and now functioning, though expense issue inhibits meetings taking place	Formed and now functioning, though expense issue inhibits meetings taking place
15	No. of grievances received and their status	Total 51 cases	Total 51 cases
		0 resolved by GRC; 20 pending	2 resolved by GRC; 20 pending
16	Compensation paid to Non-Titled EPs	2933	3140
17	Value of Compensation Paid to Non-Titled EPs	BDT 3286.8 Lac	BDT 3558.18 Lac
18	Value of Compensation Paid to titled EPs	BDT 3278.13	BDT 3802.02
19	Relocation status	2933 (Out of 5889)	3078 (Out of 5889)

Source: RAP Team, IOL Survey in June 2018, DDCS&PMSC with update from June and September 2021 MPR.

The Project has taken possession of 15.14 % of the land that is to be acquired for Package 02 and 30.84% of payment has been made to EPs as of 30 September 2021 – this is the first quarter of substantial progress of land possession in several quarters.

Table 43: Status of Land Acquisition - Package 02

District	Polder No.	Program for L.A. (ha)	Possession received (ha)	Pending (ha)		Fund (Lac in BDT)	Payment (Lac in BDT)	% of Possession Received		% of Payment	
				DC	MoL			Jun-21	Sep-21	Jun-21	Sep-21
Pirojpur & Jhalokathi	39/2C	116.09	111.19	13.67	-	10052.33	2268.52	95.83	95.78	13.14	22.57
Barguna	40/2	12.45	11.68	0.49		879.92	727.56	93.82	93.82	81.19	82.68
	41/1	8.41	8.29	0.12	-	444.52	365.14	98.57	98.57	81.72	82.14
Patuakhali	43/2C	17.96	0	23.2	-	*8.97	0	0	0.00	0	0.00
	47/2	2.57	2.31	0.26	-	436.12	338.46	100	89.88	58.79	77.61
	48	1.07	1.07		-	515.16	102.32	100	100.00	19.86	19.86
<b>Total</b>		<b>158.55</b>	<b>134.54</b>	<b>37.74</b>	<b>-</b>	<b>12328.05</b>	<b>3802</b>	<b>82.34</b>	<b>84.86</b>	<b>22.27</b>	<b>30.84</b>

Source: RAP Team, IOL Survey in June 2018, DDCS&PMSC with update from June and September 2021 MPR.

All **Focus Groups** have been formed and discussions started, but there has been no update on the number of FGD meetings for 30 months. The Bengali language information brochure has been distributed.

Table 44: Focus Group Formation and Meetings - Package 02

Polder	FGD Target	FGD Formed	FGD Meetings as of 31 March 2020	FGD Meetings as of 31 December 2019
39/2C	32	32	79	74
40/2	57	57	227	224
41/1	38	38	190	188
43/2C	31	31	202	199
47/2C	9	9	76	74
48	60	60	262	260
<b>Total</b>	<b>227</b>	<b>227</b>	<b>1036</b>	<b>1019</b>

Source: RAP Team, IOL Survey in June 2018, DDCS&PMSC with update from March 2020 MPR.

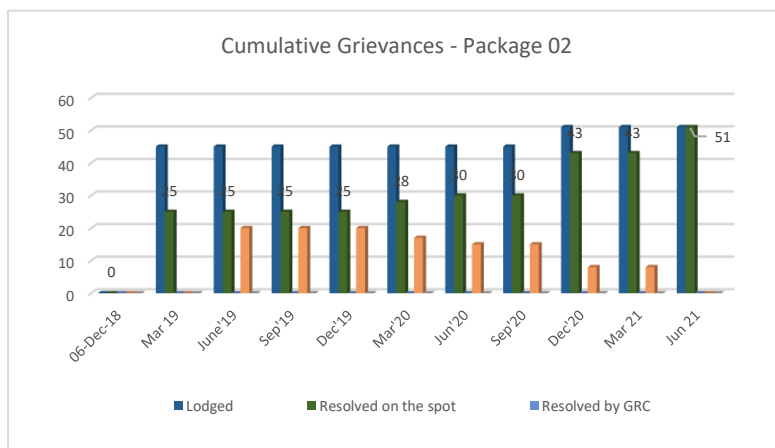
A **Tribal People's Development Plan (TPDP)** for the Rakhine Community at Polder 48 has been prepared and submitted to the World Bank in early 2017. Throughout the CEIP-1 polders, Tribal Peoples are found only at Polder 48, Gora-Amkhola village of Lotachapli union under Kalapara Upazila in Patuakhali District.

Table 45: Project-Affected Rakhine People

Category of Impact	Affected HHs	Project Affected Persons (nos.)			PAPs in %
		Both Sexes	Male	Female	
Residential (with/without land)	11	44	23	21	73
Commercial (with/without land)	3	6	3	3	10
Only Tree (with/without land)	1	3	2	1	5
Others (HHs losing only secondary structure)	4	7	4	3	13
<b>Total</b>	<b>19</b>	<b>60</b>	<b>32</b>	<b>28</b>	<b>100</b>

Source: MIS & Field Level Latest Status until February 2017, RAP Team

It is interesting to note that although traditionally Rakhine tribal families are generally headed by the mother, these families are now male-headed.



**Grievances**

A total of 56 grievances have been raised in the Package 02 area; 56 of these have been resolved on the spot and nothing was submitted to the Grievance Redress Committee (GRC) concerning these cases. There are no pending grievances as of 30 September 2021.

**Labor Influx**

As of 30 September 2021, there are 793 laborers in Package 02 and the labor profile is as follows:

- Gender – 670 male, 22 females.
- Skill Level – 573 skilled, 76 semi-skilled and 33 unskilled.
- Origin –339 from same or adjoining district, 305 from other districts, 48 from abroad.
- Age –225 are 18-25 years old, 400 are 25-50 years old, and 37 are above 50 years old.

A detailed labor influx report is available in the 359 progress reports of the DDCS&PMS Consultants.

**RAP and LAP for Package 03**

Background and Status Prior Quarter	Current Quarter
<p>Updated Resettlement Action Plan (RAP) Pkg 03 is being prepared and expected to be submitted soon.</p> <p>In the meantime, the LAP/RAP team have submitted the LAP for Polder-17/1, 17/2 &amp; 34/3 to DDCS&amp;PMS Consultant as per Terms of Reference (ToR) of Acquisition &amp; Requisition of Immovable Property Act 2017.</p> <p>LAP for Polder-15, 16 &amp; 23 will be submitted around mid-October 2018. It is noted that LAP for Polder-14/1 might be delayed due to fact that necessary documents are being processed from the concerned offices. Target date is to submit it by late December 2018. Although the LAP/RAP team of DDCS and PMS Consultant has prepared almost all of the seven LAPs following the previous LA Act-1982 but due to requirements of the project, LAP/RAP Team is in the process of updating the LAPs again following the new Acquisition &amp; Requisition of Immovable Property Act 2017. It is to be mentioned here that the new land acquisition act requires a lot of documents including “uma” and “cha” form and printing of the LA plan on the tracing cloth. The LAP revision will therefore require a few months.</p> <p>The LAP/RAP team has completed the Households (HHs) numbering and IoL survey in all 7 polders under Package-3 of CEIP-1.</p> <p>Total of 20 Community/Stakeholder Consultation meetings were held at 15 different venues of the Polders. Preparation of draft RAP is under process.</p> <p>Preparation of LAPs of 6 Polders under Package-3 were completed and LAP of Polder-14/1 was almost completed. These are now being revised of verified as per latest land acquisition Act-2017.</p>	No Change





### 3.2.3 Outputs of B3: Implementation of EMF and EMPs

The major activities relating to implementation of EMF and EMPs that have been carried out during the reporting period are obtaining WB approval for all the submitted 7 EIAs of Package 03, training for the contracts' expatriate and local staff, implementation of Contactors' COVID19 Management Plan, obtaining approval for 5<sup>th</sup> Annual Environmental Audit from WB, Chinese and Bangla Translation of approved EHS risk assessment report, and EAP and C-ESMP and carrying out field visits to ensure proper implementation of EMF and EMPs etc.

The overall status of the implementation of EMF and EMPs is shown in Table 44.

Table 46: Overall Environmental Safeguards Activities

Sl	Activity	Early Status	As of 30 June, 2021	As of 30 September, 2021
1	Finalize EIAs for the remaining 7 polders for Package W-03	WB suggested to prepare/ finalize all other EIAs following the comments/ feedback shared by WB and IPOE on EIA of 14/1. DDCCS&PMS Consultant updated all other 6 EIAs including EIA of Polder 14/1 and submitted to PMU. These EIAs are pending to be submitted to WB from PMU office.	All the 7 updated EIAs of Package 03 addressing the suggestion of meeting that held 21 March 2021 and all other comments made by WB so far have been submitted to WB during the reporting period.	PMU received WB approval for all the submitted 7 EIAs of Package W-03.
2	Contractor EAPs for 4 polders of W01	The EAPs have been implemented accordingly. However, based on the findings of the 4 <sup>th</sup> Annual Environmental Audit, the section of the Environmental Monitoring should be updated to make the monitoring frequencies consistence with EMPs of CEIP-1. Updating of the 4 EAPs as per the findings of 4 <sup>th</sup> Annual Audit is still pending.	No progress on this revealed during the reporting period. This is a pending item for last couple of years. But the updating these documents might not take too much time. Urgent attention should be given on this action item.	All the 4 EAPs of Package W01 have been updated during the reporting period.
3	C-ESMPs for Package W-02 polders	Based on the findings of the 4 <sup>th</sup> Annual Environmental Audit, these documents also needed to be updated. More specifically, the section of the Environmental Monitoring should be updated to make the monitoring frequencies consistence with EMPs of CEIP-1. Updating of the 6 C-ESMPs as per the findings of 4 <sup>th</sup> Annual Audit is still pending.	No progress on this also revealed during the reporting period. This is a pending item for last couple of years. But the updating these documents might not take too much time. Urgent attention should be given on this action item.	All the C-ESMPs of Package W02 have been updated during the reporting period.
4	Prepare Bi-Annual Environmental Monitoring Report	Preparation of ninth Bi-Annual Environmental Monitoring Report is still pending which was due in last quarter.	11 <sup>th</sup> Bi-Annual Environmental Monitoring Report covering Jan-June 2021 is due and this is under preparation stage.	11 <sup>th</sup> Bi-Annual Environmental Monitoring Report covering Jan-June 2021 was prepared jointly by the PMU, DDCCS&PMSC and third Party M&E Consultants'

## Coastal Embankment Improvement Project, Phase I (CEIP-I)

Sl	Activity	Early Status	As of 30 June, 2021	As of 30 September, 2021
				Environmental Specialist, submitted to WB and WB has approved the submitted report.
5	Conduct of field visits for improvement of EMP compliance	Considering the current COVID19 pandemic situation, the field visits have been limited but these have in fact continued.	Field visits status of the carrying out field visits is same as previous reporting period due COVID-19 pandemic.	Regular field visits were carrying out to monitor the EMP compliance during the reporting period.
6	DDCS&PMS Consultant to deliver environmental training for Pkg 02 staff, with cascade training to follow by Contractor	Training was conducted by DDSC &PMSC and PMU during the reporting quarter as on-the-job training during the field visits, but additional formal training will be needed. Need to carry out.	Need to carry out.	Need to carry out.
7	PMU, M&E and DDCS&PMS Consultant to assess effectiveness of cascade training strategy for Package 01	Need to be defined	Same	Same
8	Annual Environmental Audits and actions on the findings	As suggested by WB and 3 <sup>rd</sup> party M&E Consultants, an Action Plan on the findings of the Audit needed to be prepared and implemented by the Project Proponent. 3 <sup>rd</sup> party M&E Consultant has shared a draft Action Plan with PMU, which need to be finalized by PMU and the responsible parties (e.g. DDSC & PMSC, Long Term Monitoring Consultants, Contractors, and NGOs) should fill the target date to accomplish the action items and submit to PMU. The final Action Plan should be submitted to WB as soon as possible and the action items should be accomplished as per Plan. The status of this item is same as previous quarter. The action plan should be finalized by the PMU as soon as possible. Delay in mobilization of the PMU Environmental Specialists keeping the environmental safeguard activities behind schedule.	3 <sup>rd</sup> Party M&E Consultants received WB comments on the report, addressed the comments and the updated report was submitted to WB	CEIP-1 received WB clearance for the 5 <sup>th</sup> Annual Environmental Audit and this Audit report is being implemented by CEIP-1.

Coastal Embankment Improvement Project, Phase I (CEIP-I)

Sl	Activity	Early Status	As of 30 June, 2021	As of 30 September, 2021
9	COVID 19 situation to be complied	The contractor of W01 has been complying COVID-19 issues for the safety of its workers and that will need to be improved continuously according to the WB/WHO/GoB requirements. During the reporting period, the Contractor of W02 also prepared Draft Guidelines Tool to avoid/check infection from COVID-19 and other infectious diseases with reference to "COVID-19 OHS Protocols" provided by the World Bank	Contractor of Package 01 has translated the plan in Bengali and Chinese versions. The plan has been implemented by the Contractor of Package 01.  Contractor of Package 02 also received clearance from WB for their plan. This is being translated by the Contractor of Package 02.	This is being implemented  This is being implemented

The Contractor of Package 01 conducted training on COVID-19 and EHS issues for its expatriate and local staff, and 481 participants were trained during the quarter. Please see details in Table 47. Participants were counted multiple times if they participated in more than one training.

Table 47: Environmental Training of Contractor's Expatriate and Local Workers - Package 01

Polder	Jul 2021	Aug 2021	Sep 2021	3-month Total
32	80	72	78	230
35/1	86	81	84	251
Total	166	153	162	481

Source: Training report of Contractor W-01

The Contractor of Package 02 conducted training on COVID-19 and EHS issues for its expatriate and local staff, and 1,841 participants were trained during the quarter. Please see details in Table 48. Participants were counted multiple times if they participated in more than one training.

Table 48: Environmental Training of Contractor's Expatriate and Local Workers - Package 02

Polder	Jul 2021	Aug 2021	Sep 2021	3-month Total
39/2C	280	285	290	855
40/2	132	120	130	382
41/1	81	5	60	146
43/2C	75	55	50	180
48	110	80	88	278
Total	678	545	618	1,841

Source: Training report of Contractor W-02

**Following table 47 shows the status of the action items of the action plan of the fifth Annual Environmental Audit:**

*Table 49: Status of Items of Action Plan Suggested by Fifth Annual Environmental Audit*

SI	ACTION TO BE TAKEN	PARTY RESPONSIBLE	TARGET DATE	STATUS
1	Contractors of both Packages should follow the findings and recommendations of this fifth annual environmental audit.	Contractors of Package 01 and Package 02	Continuous	Being followed and to be continued
2	The DDCS&PMS Consultants and PMU should consider the recommendations for the upcoming next phase of the project where applicable.	DDCS&PMS Consultants and PMU	As and when applicable	Not applicable at this stage; The recommendations will be considered in upcoming project as applicable
3	The audit report of fifth audit should be shared with the Contractors, Consultants, relevant sub-Consultants, and PMU staff.	PMU with relevant consultants, sub-consultants, and contractors who should address the findings	Assuming by 15 May 2021	The report has been shared with the relevant authorities to be followed as required
4	As many of the findings of fourth Annual Environmental Audit and couple findings of third Annual Environmental Audit have not been implemented yet, this audit recommends implementing those findings as per the action plan of fifth audit.	As applicable	As per the deadlines mentioned below for 4 <sup>th</sup> and 3 <sup>rd</sup> Audits	Among total 28 actions items of 4 <sup>th</sup> and 3 <sup>rd</sup> audit ( 26 items of 4 <sup>th</sup> audit and 2 items of 3 <sup>rd</sup> audit), 5 action items are non-compliance. Among the 5 non-compliance items, 4 are to be complied by Long Term Monitoring, Research, and Analysis of Coastal Zone Consultants
5	The practice of using PPE should be enhanced by the contractors of Package 01 and Package 02.	Contractors of Package 01 and Package 02	20 May 2021 (to show significant improvement in use of PPE) To be continued	Improved and to be continued
6	Both of the Contractors of CEIP-1 are recommended to arrange exchange visit for learning and scale up of practices for improvement environmental compliance in their packages in the current year.	Contractors of Package 01 and Package 02	Contractor of Package 01 will visit to Package 02 areas by 30 March 2021; Contractor of Package 02 will visit to Package 01 areas by 20 June 2021 (if COVID19 situation allows)	DThe works for Package W-01 almost completed. So CIEP-1 made arrangement for EHS visits in Polder 39/2C from other Polders of Package W-02
7	Both the Contractors should carry out the efforts to improve the EHS practices.	Contractors of Package 01 and Package 02	20May 2021 (to start paying more efforts) To be continued	The practice level is being improved and the improvement level should be carried out
8	As this fifth audit also found that EHS practices in Package 02 are still poor, the Contractor of Package-02 should give continuous effective efforts to improve the EHS practices. The DDCS& PMS Consultants and PMU also need rigorous supervision to improve the EHS practices in Package 02.	Contractor of Package 02; DDCS& PMS Consultants; and PMU	By 20 May 2021 to Show good performance; Practices to be continued and	At present , the EHS practice of Package W-02 is improved and the improvement level should be carried out

Coastal Embankment Improvement Project, Phase I (CEIP-I)

SI	ACTION TO BE TAKEN	PARTY RESPONSIBLE	TARGET DATE	STATUS
9	It is recommended to initiate the fish conservation activities for Package 02	Contractor of Package 02	31 July 2021	PMU and DDCS& PMS Consultants are providing great efforts to accelerate the fish conservation activities; Contract has initiated the process to recruit a Fisheries Expert
10	DDCS&PMS Consultants are advised to give the Contractor of Package 01 an orientation on how to fill the monitoring checklists and prepare report for them.	DDCS&PMS Consultants	20 May 2021	Orientation provided by PMU and DDCS&PMS consultant; Need to carry out the orientation for better understanding of monitoring and reporting of Contractor of Package W01
11	It is recommended that Contractor of the Package 01 prepares a site- specific decommissioning plan, submits to DDCS&PMS Consultants, PMU and M&E Consultants, and implement this after getting approval from PMU.	Contractor of the Package 01	31 March 2021	The document is already reviewed and finalized by PMU and this is being followed by the Contractor of the Package W01
12	The implementation of the decommissioning plan is recommended to be monitored by the PMU and DDCS&PMS Consultants.	DDCS&PMS Consultants; PMU	20 May2021 to end of the Package works	Being monitored by the PMU, DDCS&PMS Consultants and 3 <sup>rd</sup> Party M&E Consultants.
13	This audit also recommends fixing the gates of the completed sluices to make them functional to reduce the environmental stress and people sufferings in their agriculture.	Contractors of Package 01 and Package 02; DDCS&PMSC NGOs; PMU.	30 May 2021	Some gates have been fixed but others need to be fixed as soon as possible
14	The recommendations made for Long Term Monitoring, Research, and Analysis of Bangladesh Coastal Zone Consultants during last audit are still applicable as none of them has been addressed. It is recommended that the said Consultant address the recommendations made during fourth audit as per the action plan.	Long Term Monitoring, Research, and Analysis of Bangladesh Coastal Zone Consultants	As per the deadlines provided with the action plan of 4 <sup>th</sup> audit below	No progress on this item yet
15	Considering that there are many gaps in field level EHS practices, field level Environmental Specialist of PMU will prepare a monthly site and polder specific summary findings report for the visited sites and share the report with the Project Director with a copy to Senior Environmental Specialist.	PMU	From May 2021	Being followed
16	PMU with the help of DDSC &PMSC identify the issues and the relevant agencies/	DDSC &PMS Consultants; PMU	Will be looking for more coordination as and when required	DDCS& PMS Consultants and PMU have consideration on this and continuing coordination

Coastal Embankment Improvement Project, Phase I (CEIP-I)

SI	ACTION TO BE TAKEN	PARTY RESPONSIBLE	TARGET DATE	STATUS
	stakeholders for EMP implementation and continue coordination with them as applicable.			(e.g. local government fisheries offices, forest department) as applicable
17	All the responsible parties implement the Corrective Action Plan following the deadlines.	Contractors of Package 01 and Package 02; of DDSC & PMS Consultants; Long Term Monitoring, Research, and Analysis of Bangladesh Coastal Zone Consultants; and PMU	To be continued	Implementation of the Corrective Action Plan has been continued; Most of the items are already implemented as mentioned in this table
18	The audit recommends that the International Environmental Specialists of DDSC&PMS Consultants and Third Party M&E Consultants are mobilized and the Project Director of CEIP-1 extends cooperation to mobilize them.	DDCS&PMS Consultants; and Third Party M&E Consultants; The Project Director to Cooperate	June to July 2021 ( if RDDP budget covers)	In process with PMU
19	Both the Contractors are advised to follow the Polder-Specific recommendations those came out from the Audit(included in conclusion and recommendation section of the report)	Contractors of Package 01 and Package 02;	Start from May 2021 and complied all the findings by June 2021	The polder-specific recommendations have been followed where applicable; Works have been accomplished/ not ongoing at many of the sites those were visited during the audit
<b>Pending items of 4<sup>th</sup> Annual Environmental Audit need to be addressed</b>				
1	Contractors of both Packages should follow the findings and recommendations of this audit.	Contractors of Package 01 and Package 02	Continuous process as and when applicable	Complied
2	The DDSC&PMS Consultants and PMU should consider the recommendations for the upcoming next phase of the project where applicable.	DDCS&PMS Consultants and PMU	To adopt as and when required	This will be implemented when applicable; This is not applicable at this stage
3	The audit report should be shared with the Contractors, Consultants, relevant sub-Consultants, NGOs and PMU staff and the responsible parties should address the findings.	Third Party M&E Consultants with PMU, PMU with relevant consultants, sub-consultants, NGOs and contractors who should address the findings	20May 2021	This was shared
4	Both the Contractors recommended to revise the EAPs and C-ESMPs considering the frequencies for environmental monitoring testing suggested in EMPs in their next revision.	Contractors of Package 01 and Package 02	20May 2021	Complied
5	The Contractors of both Package 01 and Package 02 must address the risks of air quality (e.g. emissions from plants, vehicle), and the environmental and health risk for poor drinking	Contractors of Package 01 and Package 02	31 May 2021	Any Hazards was not observed in this regard

Coastal Embankment Improvement Project, Phase I (CEIP-I)

SI	ACTION TO BE TAKEN	PARTY RESPONSIBLE	TARGET DATE	STATUS
	water and sanitation facilities with EHS Risk Assessment reports.			
6	Considering the smaller number of EMP implementation budget items with the contract of Package 01, it is recommended that DDCS&PMSC monitor the implementation of mitigation measures for each impact area to ensure they are properly addressed. The M&E Consultants and PMU to continue to spot-check.	DDCS&PMSC, ME& Consultants and PMU	To be continued up to closure of Package 01 works	Monitoring has been continued
7	PMU with the assistance of DDCS&PMS Consultants and M&E Consultants to incorporate an assessment of the environmental impacts of the completed works of Package 01 in the next Bi-Annual Environmental Monitoring Report.	PMU with assistance of DDCS&PMS Consultant M&E Consultants	20 May 2021	This was done and was included with 10 <sup>th</sup> Bi-Annual Environmental Monitoring Report
8	PMU with the assistance of DDCS&PMS Consultants and M&E Consultants to conduct a supervision for ongoing works to evaluate whether it is following environmental good practice and health and safety measures are in place. In case of any gap identified, the contractor needs to prepare a retrofit action plan and continue with monitoring.	PMU with DDCS&PMS Consultants, M&E Consultants and Contractors	Continuous	This is a continuous process and has been carried out by the Project
9	DDCS&PMS Consultants need to include how EMP compliance will be monitored and achieved with their Quality Assurance Plan.	DDCS&PMS Consultants	10 June 2021	Complied
10	As the compliance level for the Decommissioning of Temporary Facilities and Hard Rock Pavement is extremely poor, the Package 01 Contractor needs to ensure necessary efforts to improve the compliance level.	Contractor of Package 01	15 May 2021	Complied; Decommissioning plan is already developed and being implemented
11	To improve the unhygienic conditions of the toilets of Contracts of Package 01 and Package 02, they need to ensure soak pit/ septic tanks with all constructed toilets, regular cleanliness and maintenance of the toilets, water seal with all toilets, supply of sufficient water and soap inside the toilets. Moreover, sensitizing the workers regularly on	Contractor of package 01 and package 02	15 May 2021	This is improved and needs to be continued

Coastal Embankment Improvement Project, Phase I (CEIP-I)

SI	ACTION TO BE TAKEN	PARTY RESPONSIBLE	TARGET DATE	STATUS
	hygienic practices should be also carried out.			
12	PMU is requested to share the ESIRT toolkit with WB for their review and both the Contractors need to follow the Environmental Social Response Tool (ESRT) kit as it is not being followed.	PMU to Share with WB and Contractors of Package 01 and Package 02 to follow	31 May 2021	PMU developed ESIRT toolkit of CEIP-1 in light with WB document that is being followed by the contractors
13	The practice of using PPE should be enhanced.	Contractors of Package 01 and Package 02	Continuous	Improved and needs to be continued
14	Both the Contractors need to carry out environmental monitoring testing as per the schedule every year.	Contractors of Package 01 and Package 02	Following the suggested schedule	Scheduled tests of 2020 have been accomplished
15	Both Contractors to follow proper record keeping of EHS practices	Contractors of Package 01 and Package 02	20 May 2021	Contractors are giving attention on record keeping
16	Both the Contractors should carry out the efforts to improve the EHS practices.	Contractors of Package 01 and Package 02	Continuous	Efforts have been continued
17	EHS practices in Package 02 (other than those in Polder 39/2C) are found to be poor, the Contractor of Package-02 should give continuous effective efforts to improve the EHS practices.	Contractors of Package 02	Continuous	Efforts have been given from the end of PMU, DDCC&PMS Consultants and Contractors of Package 02 to improve the EHS practices; Overall EHS practice of Package 02 is improved and need to be continued
18	Alternative/ diversion canal should be ensured in case of construction of sluices rather stopping the water flow to reduce environmental stress and people's sufferings.	Contractors of Package 01 & Package 02 and DDCC&PMS Consultants	Continuous as and when required	Project needs to consider this if still there is construction of sluices
19	Long Term Monitoring, Research, and Analysis of Bangladesh Coastal Zone Consultants need to add section with the report by giving ideas how biodiversity/ecology and environment may be impacted in relation to the polder development activities including the baseline conditions as mentioned in section 2.8.3.	Long Term Monitoring, Research, and Analysis of Bangladesh Coastal Zone Consultants	30 April 2021	No progress on this; PMU needs to be reported on this
20	The activity of polder development plan of Long Term Monitoring, Research, and Analysis of Bangladesh Coastal Zone Consultants is suggested to include study or polder specific EIA on the areas about environmental status and the study should include the environmental base line information/ impacts/constraints/ challenges may be evolved for polder development as well as the	Long Term Monitoring, Research, and Analysis of Bangladesh Coastal Zone Consultants	30 April 2021	Requirement of polder-specific EIA should be included in polder development plan; Status on this needs to come from Long Term Monitoring, Research, and Analysis of Bangladesh Coastal Zone Consultants to PMU



Coastal Embankment Improvement Project, Phase I (CEIP-I)

SI	ACTION TO BE TAKEN	PARTY RESPONSIBLE	TARGET DATE	STATUS
	measures will be needed to be taken.			
21	The updated design and specification Long Term Monitoring, Research, and Analysis of Bangladesh Coastal Zone Consultants need to consider the environmental aspects.	Long Term Monitoring, Research, and Analysis of Bangladesh Coastal Zone Consultants	Continuous parallel to the design and specification works	Long Term Monitoring, Research, and Analysis of Bangladesh Coastal Zone Consultants need to report PMU on this
22	Environmental Specialist of the Long Term Monitoring, Research and Analysis Bangladesh Coastal Zone Consultants needs to work by maintaining close coordination including updating about works with the Senior Environmental Specialist of PMU of CEIP-1 and also maintains good collaboration with Environmental Specialists of other Consultants (DDCS&PMS Consultants and 3rd Party M&E Consultants) of CEIP-1.	Long Term Monitoring, Research, and Analysis of Bangladesh Coastal Zone Consultants	31 January 2021	No progress on this
23	The training module and the trainings to be carried out by the NGOs should have discussion on the use of required PPE during preparation and application of the pesticides. Management of pesticides related waste in sound manner should be also discussed. The proper weather conditions, proper time and wind direction to be followed in case of application of the pesticides should be discussed in training module and during the training. The above the EHS issues for pesticides use should be discussed in IPM and ICM module and during the training of all the NGOs of CEIP-1.	All NGOs of CEIP-1	May 2020	It was complied
24	NGOs should involve the local level GoB DAE Officers in their IPM activities.	All NGOs of CEIP-1	May 2020	It was complied
25	Public awareness of the GRM mechanism must be enhanced as the number of grievances seems to have fallen to negligible levels in the one-year period covered by this audit.	DDCS&PMS Consultants	Continuous	Continued
26	It is recommended to address the polder-specific recommendations of the fourth environmental audit for the items which are applicable in the fields currently (e.g. works of many audited sites may be	Contractors of Package 1 and Package 2, and the NGOs of relevant polders	Continuous	Complied

Coastal Embankment Improvement Project, Phase I (CEIP-I)

SI	ACTION TO BE TAKEN	PARTY RESPONSIBLE	TARGET DATE	STATUS
	accomplished). For information, a polder-specific action items has been annexed with the fourth Annual Environmental Audit report.			
<b>Pending items of 3<sup>rd</sup> Annual Environmental Audit need to be addressed</b>				
1	Along with other Polders, it is recommended that the Package 02 Contractor concentrate on complying EHS issues at Polder 47/2 and 48 for which the audit found poor EHS practices.	Contractor of Package 02	20 May 2021	Complied
2	Contractor's EAPs and C-ESMPs should be improved continuously as those are living documents. The monitoring frequencies spelled out in the EAPs and C-ESMPs should be consistent with the monitoring frequencies defined with the CEIP-1's EMPs.	Contractors of Package 01 and Package 02	31May 2021	The contractors has updated the documents as requested

**Status of Afforestation**

1184.5 thousand seedlings have been planted on the embankment and at mangrove sites to date – an increase of 143 thousand in the July-September quarter 2021. In terms of area, the total to date is 473.8 hectares up from 416.6 at the end of June 2021.

Polder no	Embankment plantation during 2020-21		Foreshore plantation during 2020-21		Total plantation during 2020-21		Plantation during 2021-22 (July-August)		Total plantation till October 2021	
	Seedlings planted	Area in ha	Seedlings planted	Area in ha	Seedlings planted in thousand	Area in ha	Seedlings planted in thousand	Area in ha	Seedlings planted in thousand	Area in ha
32	45	18	0	0	45	18	0	0	185.5	74.2
33	20	8	0	0	20	8	0	0	170	68
35/1	70	28	0	0	70	28	20	8	218.5	87.4
35/3	40	16	0	0	40	16	7	2.8	173	69.2
Total Package-1	175	70	0	0	175	70	27	10.8	747	298.8
39/2C	15	6	0	0	15	6	0	0	15	6
40/2	0	0	0	0	0	0	40	16	90	36
41/1	10	4	0	0	10	0	40	16	91	36.4
43/2C	0	0	0	0	0	0	20	8	48	19.2
47/2	0	0	0	0	0	0	6	2.4	163.5	65.4
48	11	4.4	0	0	11	0	10	4	30	12
Total Package-2	36	14.4	0	0	36	6	116	46.4	437.5	175
<b>Total</b>					<b>211</b>	<b>76</b>	<b>143</b>	<b>57.2</b>	<b>1184.5</b>	<b>473.8</b>

Table 50: Status of Afforestation

### **3.3. Outputs of Component C: Construction Supervision, Project Monitoring and Evaluation and Coastal Zone Monitoring**

#### **3.3.1 Outputs of C1: Detailed Design and Construction Supervision of Package 01**

##### **Design Status of Package 01**

All detailed designs have been completed for Package 01 works in earlier quarters, based on modeling that determined the design parameters as well as geotechnical surveys and investigations. Revisions are being made as needed based on field conditions.

##### **Preparation of Bidding Documents for Package 01**

Bid Documents were completed in 2015 and Contractor has commenced services on 26 January 2016.

##### **Construction Supervision for Package 01**

The completed and ongoing construction works are shown in section 3.1.1. The DDSC&PMSC is undertaking the required site supervision activities. The Contractor submitted a revised quality assurance manual in early 2016. Overall a construction site supervision system is operational, but could be improved. The M&E Consultants have provided some observations based on the visit of its international M&E Specialist/Engineer in May-June 2019.

#### **3.3.2 Outputs of C1: Detailed Design and Construction Supervision of Package 02**

##### **Design Status of Package 02**

All detailed designs have been completed for Package 02 works in earlier quarters, based on modeling that determined the design parameters as well as geotechnical surveys and investigations. Revisions are being made as needed based on field conditions.

##### **Preparation of Bidding Documents for Package 02**

Bid documents for Package 02 were completed and issued on 04 December 2015 and bids were evaluated in 2016. Notice of award was issued on 15 December 2016 and contract was signed on 08 March 2017.

##### **Construction Supervision for Package 02**

Contractor commenced to mobilize in June 2017 and started surveying work and establishment of camps and stockyards. Notice to commence was issued 12 July 2017. DDSC&PMS Consultants reviewed and approved site layouts and supervised emergency works in two polders. While site supervision is ongoing, some of the final sluice locations have been less than ideal from a land acquisition standpoint. It would have been better to build the new sluices as close as possible to the original structures.

### 3.3.3 Outputs of C1: Detailed Design and Construction Supervision of Package 03

#### Design Status of Package 03

Modeling for detailed design is now complete with frequency analysis of wave height for cyclonic waves, wind data analysis, computation of embankment crest level, etc. Survey work is fully completed. Embankment design, and in the most recent quarter much additional design work, has been completed and is waiting for approval from Board. Please see the table below.

Table 51: Status of Design - Package 03

SI No.	Polder	Embankment (Km)			Drainage Channel (Km)			Drainage Sluice (No.)			Flushing Sluice (No.)		
		Target	Achievement		Target	Achievement		Target	Achievement		Target	Achievement	
			Design Prepared	Design Approved		Design Prepared	Design Approved		Design Prepared	Design Approved		Design Prepared	Design Approved
1	14/1	31.25	31.25	31.25	13.23	13.23	13.23	4	4	0	1	1	0
2	15	30.78	30.78	30.78	15.44	15.44	15.44	4	4	2	0	0	0
3	16	44.75	44.75	44.75	47.90	47.90	47.90	17	17	4	0	0	0
4	17/1	38.50	38.50	38.50	35.80	35.80	35.80	10	10	4	0	0	0
5	17/2	11.00	11.00	11.00	12.40	12.40	12.40	3	3	4	0	0	0
6	23	36.70	36.70	36.70	31.50	31.50	31.50	12	12	10	12	12	0
7	34/3	17.00	17.00	17.00	11.10	11.10	11.10	3	3	1	6	6	0
Total 30 Jun 21		209.98	209.98	209.98	167.37	167.37	167.37	53	53	52	19	19	19
Total 31 Mar 21		209.98	209.98	209.98	167.37	167.37	167.37	53	53	52	19	19	19
Total 30 Jun 20		209.98	209.98	209.98	167.37	167.37	0	53	53	25	19	19	0

SL. No.	Polder	River Bank Protection Works (Km)			Embankment Slope Protection (Km)			Gates & Hoists					
		Target	Achievement		Target	Achievement		Drainage Sluice (No.)			Flushing Sluice (No.)		
			Design Prepared	Design Approved		Design Prepared	Design Approved	Target	Design Prepared	Design Approved	Target	Design Prepared	Design Approved
1	14/1	0	0	0	4.78	4.78	0			0			0
2	15	1.60	1.60	0	0	0	0			0			0
3	16	0	0	0	0	0	0			0			0
4	17/1	0	0	0	0	0	0			0			0
5	17/2	0	0	0	0	0	0			0			0
6	23	0	0	0	0	0	0			0			0
7	34/3	0	0	0	0	0	0			0			0
Total 30 Jun 21		1.60	1.60	1.60	4.78	4.78	4.78	1	1	1	1	1	1
Total 31 Mar 21		1.60	1.60	1.60	4.78	4.78	4.78	1	1	1	1	1	1
Total 30 Jun 20		1.60	1.60	0	4.78	4.78	0	1	1	1	1	1	0

#### Preparation of Bidding Documents for Package 03

Some sections of the bidding documents have been completed and BOQ is not ready due to need to complete designs and drawings of some components.

#### Construction Supervision for Package 03

Package 03 implementation has been dropped from CEIP Phase 1. The polders of Package 03 will be included in CEIP Phase 2.

### 3.3.4 Outputs of C2: Third Party Monitoring and Evaluation of Project

Key accomplishments July-September 2021 include:

- Prepared the 23<sup>rd</sup> Quarterly Progress Report.
- Prepared Base Line and Mid Line Survey Report.
- Prepared Afforestation status report.
- Reviewed and commented on the reports of the NGOs
- Reviewed and commented on progress reports of DDCS&PMS Consultants
- Made field visits for monitoring of implementation, physical progress, and safeguards compliance and consultation with PAPs.
- Web based PMIS is now on Live – [www.ceip-bwdb.gov.bd](http://www.ceip-bwdb.gov.bd)
- Advanced the development of the web based PMIS.

### 3.3.5 Outputs of C3: Long-Term Monitoring, Research and Analysis of Bangladesh Coastal Zone

During the July - September 2021 quarter, the Consultant made the following progress:

- MIKE 21C Bishkhali Meso-scale Bank Erosion Morphological Modelling Study: Model Development Report
- Interim Subsidence Report
- MIKE 21C Pussur meso-scale bank erosion morphological modelling study: Model development report
- MIKE 21C Sibsa meso-scale bank erosion morphological modelling study: Model development report
- GBM Basin Model and Macro Scale River and coastal model - current scenario (Revised)
- Lower Meghna-Tetulia river system morphological modelling study-Current situation
- Meso-scale Interim Report: Effect of human interventions on tidal and sediment dynamics in the Pussur-Sibsa basin (revised)
- Monitoring Results on Sedimentation rate in Rivers and Floodplain

## 3.4. Outputs of Component D: Project Management, Technical Assistance, Training and Strategic Studies

### 3.4.1 Outputs of D1: Project Management Support and Audits

#### Project Institutional and Implementation Arrangements

Table 52: Status of PMU Institutional Setup and Financial Management Arrangements

Sl.	Action Item	Status 30 Jun 2021	Status 30 Sep 2021
1	Special Accounts – Two separate designated accounts to be opened, one for the IDA Credit and one for the PPCR Grant	Complied on 16 Feb 2014	Same
2	All payments to be made directly by PD from PMU; no payments to be handled through the division/ regional offices.	Complied	Same

## Coastal Embankment Improvement Project, Phase I (CEIP-I)

3	100% beneficiary bank accounts will be opened for resettlement payments and no cash payments or cash checks will be issued. Resettlement payments will be shown as an individual category of expenditure in the financial statement.	Bank accounts have been opened by 100% for both packages.	Same
4	Interim Unaudited Financial Report (IUFR), in a format acceptable to the Bank, to be submitted on a quarterly basis to the World Bank for review within 45 days from the end of each quarter	Submitted on before 15 May 2021.	Apr-Jun 2021 report submitted by 15 August. July-September 2021 report is due on 15 <sup>th</sup> November 2021 and will be submitted before due date.
5	Annual audit of the financial statement by the Foreign Aided Project Audit Directorate (FAPAD) of the Auditor & Comptroller General's Office (C&AG). Audited project financial statements are to be submitted to the Bank within six months from the close of each fiscal year until the close of the credit.	Annual audit for FY 2019/20 has been done on December 2020.	Annual audit on FY:2020-2021 has been done in October 2021.
6	Performance audit – an independent performance audit, including review of the financial management system and verification of procurements will be carried out by a Chartered Accountant two years before the credit closing date. The process of selection and TOR for such audit(s) will be agreed with the Bank.	Audit for FY 16/17, 17/18 and 18/19 completed and consultant submitted final report on October, 2020	Same
7	Internal audit – will be carried out by the Internal Audit Wing of BWDB and the report shall be submitted to the Bank within 15 days of receipt of such report by the project.	Audit for FY 16/17, 17/18 and 18/19 completed and consultant submitted final report on October, 2020	Same
8	Project Audit Committee shall be established within the PMU to follow up implementation of valid audit recommendations. This committee shall be chaired by an individual independent of the project operation and consist of no less than three people including the Chairman and the PD. The committee will meet within every 120 days and minute the decisions and discussion held. These minutes will be shared with the Bank within 15 days from the date of the meeting.	Not yet established	It was not required as BWDB has separate audit directorate it has also conducted internal audit for FY: 2013-2014, 2014-2015 & 2015-2016 and also has per concurrence for internal audit for FY: 2016-2017, 2017-2018 & 2018-2019 conducted through outsourcing.
9	The Project will follow the Public Works Department (PWD) Accounts Code/Manual with updating (BWDB system). Should it become necessary, PMU will prepare a separate FM Manual for the project, which will be aligned with BWDB's financial management, compatible with the agreed funds flow arrangements and reviewed by the Bank.	No action needed. PWD Accounts Code / Manual with updating BWDB system in conformity with the PPA-06 & PPR-08 are being followed.	Same

### Governance Accountability and Action Plan

The Governance Accountability and Action Plan (GAAP) is being complied with most of the action items completed. The GAAP is presented in Annex 6.

### **3.4.2 Outputs of D3: Strategic Studies and Future Project Preparation**

The ToR was drafted by the DDCS&PMS Consultants, reviewed by BWDB and the World Bank and finalized. A call for EOIs for the preparation of CEIP-2 was issued in December 2019 and EOIs were submitted by the due date of 30 January 2020. Shortlisted firms were issued the RFP on 28 June and invited to submit their proposals by 29 July 2020. The contract was signed in July 2021. CEIP-2 will proceed with World Bank financing.

### **3.5. Outputs of Component E: Contingent Emergency Response**

Component E has not been triggered.

## 4. KEY PERFORMANCE INDICATORS

The key performance indicators (KPI) as defined by the PAD/DPP are listed below along with their cumulative values. There was minimal change in the KPI during the quarter. A more detailed table showing targets and achievements is found in Annex 7.

Table 53: Key Performance Indicators (KPI)

S. No.	PDO Indicators per PAD/DPP	Indicator Type	Total Project Target	Cumulative Value as of 30 June 2021	Cumulative Value as of 30 September 2021
1	Gross area protected	outcome	66,012 ha	All Pkg – 41,385 (59.62%) Pkg 01 – 32,846 (90.55%) Pkg 02 – 8,539 (29.89%)	All Pkg – 41,385 (59.62%) Pkg 01 – 32,846 (90.55%) Pkg 02 – 8,539 (29.89%)
2	Direct beneficiaries from increased resilience to climate change (number) and % women (PPCR core indic. A1.3)	outcome -core	724,202 (50% women)	All Pkg – 399,534 Pkg 01- 292,561 Pkg 02 – 106,973	All Pkg – 399,534 Pkg 01- 292,561 Pkg 02 – 106,973
3	Cropping intensity	outcome	180	All Pkg: 178.2 Pkg -01: 148.7 Pkg -02: 198.9	All Pkg: 178.20 Pkg -01: 148.7 Pkg -02: 198.9
4	Contingent Emergency Appropriation	input	No target		
5	Length of Upgraded Embankment	Output	409.33 kms <i>Pkg 01: 200.62</i> <i>Pkg 02: 208.71</i>	All Pkg – 244.04 kms done Pkg 01: 181.639 kms done Pkg 02: 62.38 kms done	All Pkg – 244.08 kms done Pkg 01: 181.66 kms done Pkg 02: 62.42 kms done
6	Drainage structures replaced	output	88 no  <i>Pkg 01: 38 no</i> <i>Pkg 02: 50 no</i>	All Pkg – 56 fully done; and others 25 are in progress  Pkg 01: 38 fully done Pkg 02: 18 fully completed and 25 are in progress	All Pkg – 56 fully done; and others 25 are in progress  Pkg 01: 38 fully done Pkg 02: 18 fully completed and 25 are in progress
7	Drainage sluices repaired	output	8 nos.  <i>Pkg 01: 2 no Pkg 02: 6 no</i>	All Pkg – 2 done  Pkg 01: 2 done Pkg 02: 0 done (and 2 in progress)	All Pkg – 2 done  Pkg 01: 2 done Pkg 02: 0 done (and 2 in progress)
8	Flushing inlets constructed and upgraded	output	77 nos  <i>Pkg 01: 29 no Pkg 02: 48 no</i>	All Pkg – 41 fully done; other 11 are in progress  Pkg 01: 29 fully done Pkg 02: 12 is fully completed and 12 are in progress	All Pkg – 41 fully done; other 11 are in progress  Pkg 01: 29 fully done Pkg 02: 12 is fully completed and 12 are in progress



Coastal Embankment Improvement Project, Phase I (CEIP-I)

S. No.	PDO Indicators per PAD/DPP	Indicator Type	Total Project Target	Cumulative Value as of 30 June 2021	Cumulative Value as of 30 September 2021
8a	Flushing inlets repaired	output	46 nos <i>Pkg 01: 14 no</i> <i>Pkg 02: 32 no</i>	All Pkg – 15 substantially done  Pkg 01: 14 done; Pkg 02: 1 done; 16 in progress	All Pkg – 15 substantially done  Pkg 01: 14 done; Pkg 02: 1 done; 16 in progress
9	Length of drainage channels upgraded	output	305 km <i>Pkg 01: 150</i>  <i>Pkg 02: 155</i>	215.46 kms done Pkg 01: 136.8 kms done (91.02% of Pkg 1) Pkg 02: 78.66 kms done. (50.77 % of Pkg 2)	215.46 kms done Pkg 01: 136.8 kms done (91.02% of Pkg 1) Pkg 02: 78.66 kms done. (50.77 % of Pkg 2)
9A	NEW PROPOSED INDICATOR – Riverbank Protection works	output	9.370 kms (excl Pkg 03)  <i>Pkg 01: 4.250 kms</i> <i>Pkg 02: 5.120 kms</i>	All Pkg – 8.67 kms  Pkg 01: 4.25 kms Pkg 02: 4.42 kms	All Pkg – 8.695 kms  Pkg 01: 4.25 kms Pkg 02: 4.445 kms
9B	NEW PROPOSED INDICATOR – Slope Protection works	output	29.444 kms (excl Pkg 03)  <i>Pkg 01: 19.966 kms</i> <i>Pkg 02: 9.480 kms</i>	All Pkg – 18.503 kms  Pkg 01: 16.803 kms Pkg 02: 1.70 kms	All Pkg – 18.503 kms  Pkg 01: 16.803 kms Pkg 02: 1.70 kms
10	Area Afforested (PPCR core indic. B3)	output - core	300 ha	All Pkg – 416.6 ha  Pkg 01: 294 ha Pkg 02: 122.6 ha	All Pkg – 416.6 ha  Pkg 01: 294 ha Pkg 02: 122.6 ha
11	Water Management Organizations functioning (meeting regularly, operations, no. of disputes)	outcome	10 no	0	0
12	Water Management Organization (WMO) formed	output	4 no	WMO: 139 formed. Remaining In Polder 33 = 2 Polder 43/2C = 2 WMA: 8 formed. 6 registered	WMO: 141 formed. Remaining In Polder 33 = 2 WMA: 9 formed. 6 registered
13	Improved coastal monitoring - studies undertaken (as related to PPCR core indicator on the use of climate information in decision-making)	output	2 no	1. Same status. 2. Same status.	1. Same status. 2. Same status.
14	BWDB days of training provided (total person-days) (women person-days)	output - core	1200 p-day	536 p-day	536 p-day
15	Grievance Redress Committees (GRC) established	output	10 no of polders	10 polders (Pkg-01: 15 GRC, functioning; Pkg-02: 21 GRC formed)	10 polders (Pkg-01: 15 GRC, functioning; Pkg-02: 21 GRC formed)
16	Detailed design of future 7 polders (including EIA, RAP/LAP)	output		All Design completed by consultant.	Same status

Coastal Embankment Improvement Project, Phase I (CEIP-I)

S. No.	PDO Indicators per PAD/DPP	Indicator Type	Total Project Target	Cumulative Value as of 30 June 2021	Cumulative Value as of 30 September 2021
				<ul style="list-style-type: none"> <li>▪ Embankment: Approved (all, 209.98 kms)</li> <li>▪ Drainage Channel (all 167.37 kms)</li> <li>▪ DS: Design done (53), approval (52)</li> <li>▪ FS: Design done (19), approval (19)</li> <li>▪ RBP: Design done (1.8 km), approval (1.8)</li> <li>▪ SPW: Design done (4.78), approval (4.78)</li> </ul> Draft final EIAs for 7 polders have been submitted to PMU.	

Note on Indicators 1 and 2

The estimate of area and population protected is calculated as the proportion of total length of embankment of each polder for which the earthwork is completed.

Table 54: Estimate of Area and Population Protected by the Embankment Works - September 2021

Polder No. and Package No.	Total Polder Area (ha)	Total Polder Population (BBS 2011 with assumed 1.4% annual growth rate)	Embankment Fully Done (kms)	Embankment Target (kms)	Estimated Share of Area Protected	Area Protected to Date (ha)	Population Protected to Date
32	8,097	59,258	49.32	49.67	99.30%	8,040	58,843
33	8,600	86,503	43.60	49.15	88.71%	7,629	76,735
35/1	13,058	142,714	50.92	61.97	82.17%	10,730	117,271
35/3	6,790	41,828	37.82	39.83	94.94%	6,446	39,712
Pkg 01	36,545	330,303	181.66	200.62	90.55%	32,846	292,561
39/2C	10,748	136,404	6	39.83	16.17%	1738	22,055
40/2	4,453	84,931	12	34.4	35.32%	1573	29,997
41/1	4,048	80,330	13	33.81	38.12%	1543	30,626
42/3C	2,753	27,501	8	25.7	31.95%	879	8,785
47/2	2,065	7,277	17	17.55	97.61%	2016	7,103
48	5,400	57,457	6	38	14.63%	790	8,407
Pkg 02	29,467	393,899	62	208.71	29.89%	8,539	106,973
<b>TOTAL, Protected</b>	<b>66,012</b>	<b>724,202</b>	<b>244.039</b>	<b>409.33</b>	<b>59.62%</b>	<b>41,385</b>	<b>399,534</b>

Source: Calculation of Third-Party M&E Consultants, based on physical works achieved

## 5. PLANS FOR THE NEXT TWO QUARTERS AND BEYOND

### 5.1. Planned Outputs for Component A: Rehabilitation and Improvement of Polders

See Agreed Actions table in Section 5.6 for detailed tasks to be completed in the next two quarters.

#### 5.1.1 Planned Outputs of A1: Rehabilitation and Improvement of Polders

##### Works Package 01

Based on the field office of DDCS&PMS Consultant, the remaining work plan is given below.

Table 55: Status of Rehabilitation and Improvement of Polders of Package 01

Sl	Activity	Contract Quantity	Done through June 2019		Done from Jul 2019- June 2020	Done from Jul 2020- June 2021	Work to be completed during 2021-22
			Full	Part	Full	Full	
1	Embankment	200.617 kms	146.163	22.387	14.85	20.646	18.958
2	Drainage Channel excavation	151.21 kms	114.77	0	17.05	22.00	13.5
3	Drainage Sluice construction	38 nos.	35	3	3	0	0
4	Drainage Sluice repair	2 nos.	2	0	0	0	0
5	Flushing Sluice construction	30 nos.	28	1	0	1	0
6	Flushing Sluice repair	14 nos.	12	1	1	1	0
7	Slope protection	19.966 kms	9.188	0	4.98	2.635	2.833
8	River Bank protection	4.45 kms	4.05	0	0.1	0.1	0
9	Closure	1 no.	0	0	1	0	0

##### Works Package 02

Notice to commence was issued 12 July 2017, but physical works got underway in January 2018.

Table 56: Status of Rehabilitation and Improvement of Polders of Package 02

Sl	Activity	Contract Quantity	Done through June 2019		Done from Jul 2019- June 2020	Done from Jul 2020- June 2021	Work to be completed during 2021-22
			Full	Part	Full	Full	
1	Embankment	208.71 kms	18.82	13.30	17.29	12.27	146.188
2	Drainage Channel excavation	154.632 kms	19.07	0	6.91	52.68	76.273
3	Drainage Sluice construction	50 nos.	0	19	0	19	33
4	Drainage Sluice repair	6 nos.	0	1	0	1	6
5	Flushing Sluice construction	50 nos.	0	15	0	15	39
6	Flushing Sluice repair	30 nos.	0	2	1	0	56
7	Slope protection	9.48 kms	0.15	0	0.6	0.95	7.776
8	River Bank protection	4.92 kms	1.90	0	2.13	0.39	1.236
9	Closure	8 no.	0	0	0	0	8
10	Road Pavement on embankment and road crossing embankment	51 kms	0	0	0	0	51

## Works Package 03

Table 57: Status of Preparation of Package 03

Ref	Activity	Status
1	Package W-03 Bidding Document prepared	Preparations are to continue. Was expected to be completed by mid-2020.
2	Detailed Design of Package W-03	The Detailed Design activities are to continue as agreed during the MTR mission. Was expected to be completed in late 2019.

### 5.1.2 Planned Output of A2: Afforestation

Divisional Forest Officers will continue to oversee the local maintenance of the afforestation done so far since the first planting was conducted in 2018-19. They will also prepare the plan for 2021-22 afforestation program. But fixing the afforestation target will depend on the completion of polder construction and it will be finalized discussing with DDCS & PMS consultants. The Divisional Forest officers will follow the time schedule for maintenance of 2018-19, 2019-20 and 2020-21 plantation as well as raising of nurseries and plantation of 2021-22 as given below:

Table 58: Tentative Afforestation Program During 2021-22

Tentative Afforestation program during 2021-22						
District	Polder no.	Length of polder in km	Length without afforestation in km	Length of afforestation in km during 2021-22	Seedlings to be raised during 2021-22 in thousand	Area in ha during 2021-22
Khulna	32	49.5	9.5	7	30	12
Khulna	33	49.5	10.5	2.5	10	4
Bagerhat	35/1	62.5	19.5	5	20	8
Bagerhat	35/3	40	3	1.5	5	2
	Total	201.5	42.5	16	65	26
Pirojpur	39/2C	59.25	56.25	26	100	40
Barguna	40/2	33.75	26.75	20	80	32
Barguna	41/1	33.64	29.64	18	80	32
Patuakhali	43/2C	37.36	30.36	12	50	20
Patuakhali	47/2	17	2	2	9	3.6
Patuakhali	48	37.36	35.36	20	100	40
	Total	218.36	180.36	98	419	167.6
	Grand total	419.86	222.86	114	484	193.6

## 5.2. Planned Outputs of Component B: Implementation of Social and Environmental Management Frameworks and Plans

See Agreed Actions table in Section 5.6 for detailed tasks to be completed in the next two quarters.

### 5.2.1 Planned Outputs of B1: Implementation of Social Action Plans

The NGOs have completed their work.

### 5.2.2 Planned Outputs of B2: Implementation of Social Management and Resettlement Policy Framework (SMRPF) and Resettlement Action Plans (RAPs)

The plans for RAP and LAP of Package 01 covering the next two quarters include:

- Resettlement of payment of paved road 17 kms

The plans for RAP and LAP of Package 02 covering the next two quarters include:

- LAP payment in polder 39/2C – 39 kms and 43/2C – 17 kms

### 5.2.3 Planned Outputs of B3: Implementation of EMF and EMPs

The major activities planned for next two quarters are-

1. Preparing the Bi-Annual Environmental Monitoring Report ( covering Jul-Dec 2021) and submitting to WB
2. Continue supervision and monitoring of the Contractors' implementation of EHS activities and implementation of COVID-19 management plan
3. Carrying out 6<sup>th</sup> Annual Environmental Audit covering period of Jan-Dec 2021
4. Implementing, following up and monitoring of the recommendations/action plan of the 5<sup>th</sup> Annual Environmental Audit Report
5. Obtaining renewal of the ECCs of Package 01 and Package 02

The detailed plan with specific deadlines has been provided in the Agreed Actions table at the end of Chapter 5.

## 5.3. Planned Outputs of Component C: Construction Supervision, Project Monitoring and Evaluation and Coastal Zone Monitoring

See Agreed Actions table in Section 5.6 for detailed tasks to be completed in the next two quarters.

### 5.3.1 Planned Outputs of C1: Detailed Design and Construction Supervision

#### Design Work

Design approval work for package-1 and package-2 are completed. All design works for package-3 and some approval are also completed. Remaining approval works are to be completed in the upcoming quarters.

#### Preparation of Bidding Documents

DDCS&PMS Consultants plan to finalize the bidding documents for Package 03 during the next 2 quarters.

## Construction Supervision

The DDCS&PMS Consultants have committed to continue prodding the Contractors for both packages to expedite the work and try to meet their work program targets discussed in Section 5.1.

### 5.3.2 Planned Outputs of C2: Third Party M&E Consultants

Key activities planned for next two quarters are:

1. Continue development of the web-based PMIS and conduct orientation session for users.
2. Review EIA, RAP, EAP/C-ESMP documents (ongoing, as they are provided)
3. Finding cropping intensity from Primary and Secondary data (also use Landsat 8 satellite image)
4. Assist in preparation of Bi-Annual Environmental Monitoring Reports (Jan 2022)
5. Conduct the 6<sup>th</sup> Annual Environmental Audit
6. Follow up recommendations of the 5<sup>th</sup> Annual Environmental Audit
7. Prepare the 25<sup>th</sup> and 26<sup>th</sup> Quarterly Progress Reports and Annual Progress Report
8. Monitor the performance of CEIP-1
9. Provide M&E training
10. Participate in any ISR missions of the World Bank.

### 5.3.3 Planned Outputs of C3: Long-Term Monitoring, Research and Analysis of Bangladesh Coastal Zone

The contract was signed on 04 October 2018. The key action is to undertake broad consultations and to complete the development of the models so the outputs can be incorporated into the design of CEIP-2.

## 5.4. Planned Outputs of Component D: Project Management, Technical Assistance, Training and Strategic Studies

See Agreed Actions table in Section 5.6 for detailed tasks to be completed in the next two quarters.

### 5.4.1 Planned Outputs of D1: Project Management Support and Audits

#### Project Institutional and Implementation Arrangements

During the next two quarters, the following major activities are planned:

- Renew contracts of PMU staff as needed

#### Financial Management and Fiduciary Aspects

During the next two quarters, the following major activities are planned:

Sl.	Activity	Status
1	IUFR for future quarters	On track
2	Finalization of Internal Audit plan for FY 2019-2020	Prepare call for REOI.

### 5.4.2 Planned Outputs of D2: Technical Assistance and Training

Training and technical assistance in M&E, FIDIC and contract management may be provided for PMU.

### 5.4.3 Planned Outputs of D3: Strategic Studies and Future Project Preparation

As the consultant has just mobilized, the immediate objective is to conduct broad consultations, collect data and begin to develop the approach to prioritizing the set of polders to be included in CEIP-2.

## 5.5. Planned Outputs of Component E: Contingent Emergency Response

Component E has not been triggered.

## 5.6. Agreed Actions

### CEIP-I Implementation Support Mission of September 2021 – Key Agreed Actions

#	Actions	Sub-Actions	Agreed timeline	Status
1	<b>Monthly Progress Report</b>	Detailed Design Construction Supervision and Project Management Support Consultancy Service (DDCS&PMS): Monthly Progress Report incorporating the following aspects: <ul style="list-style-type: none"> <li>• Updated Physical Progress Milestone Matrix (W-01 and W-02)</li> <li>• Resource-based detailed modular planning from the Contractor of works packages and review resource requirements for CC Block Production.</li> <li>• Detailed work progress breakdown of each BoQ item</li> <li>• EHS Compliance Report for works package W-01 and W-02 (Polders and CC Block Plants)</li> <li>• Social Safeguards status</li> <li>• Financial Progress by Works Packages</li> </ul>	15 <sup>th</sup> of every month	Continuous; Monthly progress reports are being submitted.
		Implementation of Social afforestation	15 <sup>th</sup> of every month	Continuous; Being implemented
2	<b>Recurrent Actions</b>	Updated Procurement Status/ Plan in STEP	Continuous	Continuous; Being updated

Coastal Embankment Improvement Project, Phase I (CEIP-I)

#	Actions	Sub-Actions	Agreed timeline	Status
		Updated Disbursement Status and Projection for key packages	15 <sup>th</sup> of every month	Continuous; Being updated
		Package-wise expenditure projection by DDCS&PMS Consultant (including projection of itself) to PMU (new action)	15 <sup>th</sup> of every month	Continuous
3	<b>Quarterly Reports</b>	M&E Report	Within 45 days after end of each quarter	Continuous; M&E Quarterly progress reports are being submitted regularly.
		Long Term Monitoring, Research and Analysis of the Coastal Zone reflecting the deliverables as per Contract (ToR)	Within 45 days after end of each quarter	Continuous; Quarterly progress reports are being submitted regularly.
4	<b>Physical Works</b>	Periodic Monitoring of Nalian Closure	15 <sup>th</sup> of every month	<i>New Action</i>
5		Beautification/Tourism of Nalian Closure	March 31, 2022	<i>New Action:</i> Considering the contract completion date of Package 1 March 31, 2022, we suggest PMU in collaboration with DDCS & PMS consultants to develop a timeline for each of the activities (e, g, benches, staircases). For example: <ul style="list-style-type: none"> <li>• Finalization of design and BoQ:</li> <li>• Zero-cost variation (may indicate which consolidated variation it will include)</li> <li>• Commencement of beautification works</li> </ul>
6		Review Report of finished portion of the bank protection works (Package 1) whether this has been dumped according to the specifications.	December 31, 2021	<i>Delayed:</i> The Consultant submitted proposal for multi-beam survey with quotation of IWM in March 2021. Rates being too high PMU made some observations and requested to find other sources. The Consultant informed that they are searching for cheaper options
7	8	Completion of Package 1.	March 31, 2022	<i>Delayed:</i> The Completion date of Package-1 has been extended up to March 31, 2022.
		Official extension proposal with revised works program by the Contractor demonstrating the implementation plan by March 31, 2022 and supporting reports (reflecting the amended completion time) describing the working methodology as well as Contractor's Personnel and Equipment, which the Contractor will propose to adopt to complete work. Kindly adhere to all social and environmental safeguards compliance as required.	October 5, 2021	<i>New Action</i>
9		Complete view on the issuance of 'Taking Over Certificates' of Section 1: 35/3, Section 2: 32, Section 3: 33 and Section 4: 35/1 with target dates. (New action)	October 15, 2021	<i>New Action:</i> A number of certificates are already prepared. The Consultant issued certificate for 33 and 35/3. For 32 and 35/1: the contractor claimed certificate since the local population is using these interventions (sluices and drainage channels) for their



Coastal Embankment Improvement Project, Phase I (CEIP-I)

#	Actions	Sub-Actions	Agreed timeline	Status
10		Updated proposed additional bank protection works priority list, including cost breakdown and design approach.	October 15, 2021	This issue has just come up. The DDCS&PMS Consultant was requested to assess the vulnerable sections which may pose threats to the stability of the embankment before being handed over to the respective Field Division.
11		Procurement approach for the proposed additional bank protective works including procurement milestones as per the discussion	October 15, 2021	<i>Delayed:</i> DDCS & PMS Consultant informed that they were expecting to submit Variation Order No.5 to PMU on September 05, 2021. If so, after scrutiny PMU will submit it to the World Bank by October 15, 2021.  The Consultant informed that they would submit draft Variation Order No. 6 by September 30, 2021. So, after getting the draft Variation Order No.06, it may be placed to PSC by October 5, 2021. Before submitting to CCGP, the World Bank's concurrence will be required. Ultimately, it is likely to submit to CCGP at the last week of October 2021.
12		Share a proactivity informal flow chart of activities required to be done to complete the time extension and variation (if required) of works package W-02	November 10, 2021	The DDCS & PMS Consultant informed that they would submit the Variation Order No.2, prior to October 30, 2021. After reviewing by PMU, it will be submitted to the World Bank by November 10, 2021.
13		Revised Work Program for works package W-02 including a general description of methodology as well as reasonable estimate of the contractor's personnel and equipment	October 15, 2021	The Consultant is hopeful to submit the revised Work Program to PMU by September 25, 2021, with the methodology as well as reasonable estimate of the Contractor's personnel and equipment. The PMU will submit it to the World Bank by October 15, 2021.
14		Technical assessment of the revised physical targets	October 15, 2021	<i>Delayed;</i> Technical assessment is underway and expected to be completed October 15, 2021.
15		ICT monitoring system as per the BoQ items for package 1 and 2 functional	December 31, 2021	Detailed program will be prepared by DDCS&PMS team once Amended Contract for DDCS&PMS Consultancy Service is signed.
16		Approval of Detailed Design of W-03 by Design Circle	October 15, 2021	List of pending design from the DDCS & PMS Consultant has been received on August 31, 2021.
17	Works Package 2	Time-bound action plan with Polder-wise piloting length of Vetiver Grass Turfing	October 15, 2021	<i>New Action</i>
18		Strategic way forward to achieve targeted embankment length of 208 km	October 15, 2021	<i>New Action:</i> Final Report is expected to be received from PMU by October 15, 2021
19		Action plan for embankment construction with pending LA, paved roads, and resettlement (if any) as per chainage.	October 15, 2021	<i>New Action:</i> PMU prepared a line diagram for each Polder. PMU will include the LA payment, resettlement according to chainage. PMU will do it through four committees.
20		List of DSs and FSs for which LA payment as well as resettlement assistance (if any) are not yet completed.	October 15, 2021	<i>New Action:</i> PMU will share simple table showing the problem and action plan for each DS/FS and a timeline by October 15, 2021.
21		Action plan to complete the remaining slope protective works with chainage and timeline.	October 15, 2021	<i>New Action:</i> PMU will share the action plan by October 15, 2021.
22		Timeline to complete repair works of DS and FS.	October 15, 2021	<i>New Action:</i> PMU will share by October 15, 2021 with detailed timeline.

Coastal Embankment Improvement Project, Phase I (CEIP-I)

#	Actions	Sub-Actions	Agreed timeline	Status
23		Matrix of critical activities to closure showing the interdependency between these activities.	October 15, 2021	<i>New Action</i>
24		Update us on the alternative design of embankment in Polder 48 and 39/2C.	October 15, 2021	<i>New Action:</i> We understand that the alternative design will be only for Polder 39/2C. For Polder 48, we are still waiting for the recommendation from technical committee. This is expected by October 15, 2021.
25	Works Package 1	Strategic way forward to achieve targeted <ul style="list-style-type: none"> <li>Embankment: 200.6 km</li> <li>Drainage channel: 150.299 km.</li> </ul>	October 15, 2021	<i>New Action:</i> PMU will share a strategic way forward with a detailed report and simple table. The status update will not be sufficient for the mission.
26		Reasons for not completing the remaining FS yet (29 complete out of 30).	October 15, 2021	<i>New Action:</i> FS#15 in Polder 35/1 was proposed on retired embankment. Later embankment followed the original alignment where old FS#15 was in function. The people are happy with the operational status of this FS#15. However, additional flushing inlets /drainage outlets are under review in consideration of a long-term solution to water logging problem in Polder 35/1. PMU will share the proposal the World Bank.
27		2nd Time Extension of Project	October 31, 2021	<i>New Action:</i> PMU is requesting an 18-month extension. Already, the request went to MoWR. After MoWR, it will go to ERD for final request to the World Bank.
28	<b>Social Safeguard</b>	ECRRP LA & Resettlement Payment refund	To be discussed with ERD	
29		Capacity Assessment: BWDB ICT infrastructure to host LAR-MTS	November 30, 2021	<i>Delayed:</i> After approval of Contract Amendment No.2 and signing the Contract, Server will be purchased within 2/3 months.
30		User Acceptance Test of LAR-MTS	October 15, 2021	<i>Delayed:</i> Revised UAT Plan: September 9, 2021. PMU will share the email addresses of BWDB ICT and Land Revenue directorate: October 15, 2021. UAT: October 15, 2021.
31		Supply and Installation of required hardware and software for LAR-MTS in BWDB	November 30, 2021	<i>Delayed:</i> November 30, 2021
32		Operationalization of LAR-MTS	November 30, 2021	<i>Delayed:</i> November 30, 2021
33		Submission of revised Social Management and Resettlement Policy Framework	October 15, 2021	<i>New Action:</i> The revised SMRPF will be uploaded in BWDB website, once it is cleared by the World Bank.
34		Livelihood restoration Program	December 31, 2021	<i>Delayed:</i> 5% vulnerable people included in Social Afforestation Program through NGO. Further assessment will be made by Sr. Social Specialist and expected to be completed by December 31, 2021.

Coastal Embankment Improvement Project, Phase I (CEIP-I)

#	Actions	Sub-Actions	Agreed timeline	Status
35		Payment of tenant and wage labor (W-01)	Continuous	<i>Delayed:</i> All completed except paved road area. The DDCS & PMS consultants will include this in the monthly progress report (as a separate paragraph).
36		Separate report on livelihood impact assessment, basic infrastructures for group relocated household and payment to tenants and wage labors.	January 15, 2022	<i>Delayed:</i> December 31, 2021. PMU will share the report on January 15, 2022 as part of MPR.
37		Implementation of basic infrastructure (access roads, drainage, and WASH facilities) for group relocated households in Polder 32 and 35/1	December 31, 2021	<i>Delayed:</i> Any NGO of Khulna or Bagerhat (Contract No. CEIP-1/A2 & B1/S1-A or CEIP-1/A2 & B1/S1-B) may be engaged with the concurrence of the World Bank. It will be a new contract subject to NoL from the World Bank.
38		Updating/Finalizing the BoQ for basic infrastructure	October 31, 2021	<i>Delayed:</i> October 31, 2021.
39		How to implement basic infrastructure (access roads, drainage, and WASH facilities) for group relocated households in Polder 32 and 35/1: Strategy/Procurement Method		<i>Delayed:</i> Direct Procurement Method /LTM creating a new Package with concurrence of the World Bank, subject to inclusion in the 2nd revision of DPP and its approval.
40		Commencement of implementation of basic infra	February 1, 2022	<i>Delayed:</i> Depend upon approval of the RDPP (2 <sup>nd</sup> revision) Tentative, February 01, 2022
41		Completion of basic infra	April 30, 2022	<i>Delayed:</i> April 30, 2022.
42		Re-dissemination: CEIP-I GRM Leaflet in Package 2 Polders	October 30, 2021	<i>New Action</i>
43		Complete recruitment of the fishery	October 31, 2021	<i>New Action</i>
44		Implement the recommendations of Annual Environmental Audit Report and Action plan	October 31, 2021	<i>New Action</i>
45		Continue improving EHS practices in the work sites by also addressing the Covid 19 response elements maintaining all the precautions in the field and take minimum exposure	Continuous	<i>New Action</i>
46		Improve the public awareness regarding the GRM	Continuous	<i>New Action</i>
47		Initiate and conduct fish farm survey	November 30, 2021	<i>New Action</i>
48	<b>PMU Staffing</b>	Appointment of remaining BWDB personnel in field offices		<i>Delayed:</i> PMU, Dhaka office is now fully staffed. Administrative approval for establishing one CEIP Field Division (XEN Office) at Patuakhali for Package-2 has been obtained on August 23, 2021. Posting of Executive Engineer is under process.
49		Financial Management Consultant contract signed	October 1, 2021	<i>Delayed:</i> Draft Contract was signed on August 18, 2021.

Coastal Embankment Improvement Project, Phase I (CEIP-I)

#	Actions	Sub-Actions	Agreed timeline	Status
50	<b>Technical Advisory &amp; Counterpart Committees</b>	Share the meeting announcement and minutes of TAC (continuous)	monthly	Monthly; First meeting is expected to take place in the third week of September.
51		Share meeting minutes/ monthly report of Counterpart Team BWDB (continuous)	monthly	Monthly
52	<b>CEIP-1/ C3/S4 Long Term Monitoring, Research and Analysis of the Coastal Zone</b>	Completion of all activities related to the 2 <sup>nd</sup> Variation Proposal	October 15, 2021	<i>New Action</i>
53		Comparative Assessment of the deliverables as per the Contract (ToR) with PMU, Consultant Team and the World Bank	October 15, 2021	The updated one is expected to be shared along with the variation proposal.
54		Submission of the revised reports incorporating the comments of the World Bank	Continuous	
55		Updated Action Plan (including timeline) for Capacity Building (In-country on-the-job technical training)	October 15, 2021	<i>New Action:</i> The original Action plan was shared on April 20, 2020; The LTM team will share the revised document by October 15, 2021
56		Please share a time bound action plan for the Outreach Activities and development of Communication Strategy (Component 9)	October 15, 2021	<i>New Action</i>
57		Conduct the International Workshop	January 2022	<i>New Action</i>
58		Store and Organize the reports/ outputs in IGDCZ web application (Deliverable Code wise)	Continuous	<i>Done:</i> The option has been created. The process is continuous.
59		Submission of the revised ICT implementation plan and approval of the document by BWDB ICT Directorate	October 15, 2021	<i>New Action</i>
60		Supply and Installation of hardware and software for Interactive Geo Dashboard for Coastal Zone (IGDCZ) to BWDB	December 31, 2021	<i>Delayed:</i> It will be done within three (3) months once the Modified Contract No.02, has been signed.
61		Interactive Geo Dashboard for Coastal Zone (IGDCZ) handed over to BWDB	January 31, 2021	<i>Delayed</i>
62		Transfer of Data	Continuous	
63	<b>Social mobilization with Social Action plan (incl. setting up WMOs) and Implementation of Integrated Pest Management (IPM) Plan as well as Afforestation</b>	Water Management Groups (WMO) Registered	October 31, 2021	<i>Delayed:</i> 139 WMO out of 143 have been registered. Due to local conflict 3 Nos. (2 Nos. in Polder 33 and 1
64		Registration of two remaining WMOs in Polder 33 of Package A	October 31, 2021	<i>Delayed</i>
65		Water Management Association (WMA) Registered	November 30, 2021	<i>Delayed:</i> 6 Nos. WMA have been registered. 1 No. (39/2C) will be done by October 15, 2021 and rest 3 (Package E) by November 30, 2021.
66		Demarcation process of BWDB land in the foreshore area in coordination with DDCC&PMS Consultant, NGOs, and BFD.	November 30, 2021	<i>Delayed</i>
67		Plantation on demarcated foreshore land	October 31, 2021	<i>Delayed:</i> Ongoing; BFD will determine the number of seedlings by October 31, 2021

Coastal Embankment Improvement Project, Phase I (CEIP-I)

#	Actions	Sub-Actions	Agreed timeline	Status
68		Bipartite contract for Package (A, B, D and E)	October 31, 2021	Delayed: Completed except Polder 33. (under Package-A). Social Afforestation group and WMG are not interested to sign the contract of Polder No.33. However, attempt will be made again to do it by October 31, 2021.
69		Tripartite contract (A, B, D and E)	October 15, 2021	<i>Delayed:</i> Could not be done as Upazila Forest and Environmental Committee Meeting could not convene due to Lockdown. Expected to be done October 15, 2021.
70		Package C: <ul style="list-style-type: none"> <li>Registration of WMA with revision of by law</li> <li>Bipartite and tripartite contracts.</li> </ul>	October 31, 2021	<i>Delayed:</i> AGM was on September 3, 2021. Submitted to DCO Barisal for WMA registration. Registration of WMA with revision of by law: October 15, 2021; Bipartite contracts: October 31, 2021; Tripartite contracts: Will be done once embankment is ready for afforestation
71		Store soft copies of all the deliverables including progress reports, posters and other communication materials in cloud as well as share with the World Bank	November 15, 2021	<i>Delayed:</i> Except Package E, PMU confirmed all the deliverables, reports and other documentation required as per the TOR have been submitted to PMU. Report submission by Package E: November 15, 2021.
72		Video documentary by package B, D and E.	November 30, 2021	<i>Delayed:</i> Revised Submission for Package B and D by October 15, 2021. Submission for Package E by November 30, 2021.
73		Time-bound action plan to finalize MoUs for each of the WMA with concerned BWDB O&M divisions.	December 31, 2021	<i>New Action:</i> The content of the MoU will require approval from DG, BWDB. Approval by DG sir by October 15, 2021; Instruction by DG/PD sir by October 30, 2021; Signing MoU by WMA and Concerned O&M by December 31, 2021.
74		Review the existing MoU/Contracts with BFD whether any revision/time extension is required	October 31, 2021	<i>New Action:</i> Will be reviewed by October 31, 2021.
75		Budget requirement of BFD	October 31, 2021	<i>New Action</i>
76		Support the distribution of seedlings of fruit species among vulnerable community members to plant in their own land.	October 31, 2021	<i>New Action:</i> PMU agreed with this approach. And PMU will share an official decision by October 31, 2021.
77		Submission of the detailed Work Program to support the distribution of seedlings	October 15, 2021	<i>New Action</i>
78	CEIP-1/ D3/S23 Feasibility studies and preparation of design for the following Phases of CEIP	Submission of a written statement of the Key Experts' availability, signed by each Key Expert	October 15, 2021	<i>New Action</i>
79		Approval Process of Deliverables by BWDB	October 15, 2021	<i>New Action:</i> PMU will inform how BWDB is going to approve these deliverables. Please note that the World Bank will provide comments on the deliverables.

Coastal Embankment Improvement Project, Phase I (CEIP-I)

#	Actions	Sub-Actions	Agreed timeline	Status
80		Task flow diagram, which depicts the interrelationship of various tasks in the assignment which lead to the completion works and mechanism of coordination with the client and other related entities.	October 15, 2021	<i>New Action</i>
81		Store all collected primary/ secondary/ raw datasets including meta-data on the Geospatial Data Sharing Portfolio (GeoDASH) and also the Database or Sharepoint system of BWDB.	October 15, 2021	<i>New Action:</i> The FS team will arrange a cloud box system, where all the FS team members will have access to the system. Exchange of data with the PMU or access to PMU is recommended.
82		Technical memorandum describing the validation and completion procedures that will be used by the consultant for all type of data	October 15, 2021	<i>New Action:</i> For all type of data; for reproducibility purposes FS team will store in GeoDASH and will also store in the Database or Sharepoint system of BWDB.
83		Inception Report	October 15, 2021	<i>New Action</i>
84	<b>Financial Management</b>	Submitting IUFRs	Within 45 days from end of quarter	Continuous
85		Communicate the response to FAPAD and follow up for resolution based on the clarifications provided for FY 2019-20	October 15, 2021	Total 25 audit observations since inception. Out of which settled 16; outstanding 9. 4 observations are not yet settled for FY16-17. PMU is doing continuous follow up. For FY19-20, 5 observations are yet to settle. PMU already sent reply through Board, MoWR to FAPAD on August 22, 2021.
86		Resolve all audit observations	October 31, 2021	
87		Action Plan based on Internal Audit Report	October 15, 2021	<i>New Action:</i> Internal Audit Report was approved by BWDB in June 2021. Action Plan has already been prepared. It will be shared by October 15, 2021.

## 6. CONTRACTUAL, LEGAL AND ADMINISTRATIVE MATTERS

### 6.1. Works Contract W-01

#### Performance Bonds and Insurance

The Contractor has submitted the required 10% Performance Bond. Evidence of insurance has been provided by the Contractor according to the supervision consultants.

#### Invoices and Payments

The last IPC (No. 22) was submitted to the Employer on 18 March 2020 with recommendation for payment.

#### Contract Modifications

A Zero Cost Variation (Variation Order No.04) has been approved during the period.

The Contractor submitted the detailed claim report for Extension of Time with supporting documents vide their ref. no. CHWE/CEIP-1/EN/0489 dated: 10th July 2021. The claim report was reviewed by the Engineer and found that they did not incorporate the activities of remaining construction/ re-sectioning of embankment work and slope development work of paved road area and the remaining work of excavation/ re-excavation of drainage channel. So, they are requested to resubmit the detailed claim report for extension of time incorporating the said activities. The Contractor has resubmitted the detailed claim report for extension of time which is under review by the Engineer.

### 6.2. Works Contract W-02

#### Performance Bonds and Insurance

The Contractor has submitted the required 10% Performance Bond. Evidence of insurance has been provided by the Contractor.

#### Invoices and Payments

IPC-11 has been submitted to the Engineer on 04 February 2020 and the IPC was sent by the Engineer to the Employer on 06 February 2020 with recommendation for payment and paid by the Employer on 19 February 2020.

IPC-12 has been submitted to the Engineer on 04 March 2020 and the IPC was sent by the Engineer to the Employer on 07 March 2020 with recommendation for payment and paid by the Employer on 24 March 2020.

#### Contract Modifications

The Contract has been extended up to 30th June 2022 by the Competent Authority which is communicated by the Project Director vide memo no. CEIP-1/W-02/695 dated: 14th June

2021. The Contractor submitted the Revised Work Program for the remaining works considering the completion date of the Contract is on 30th June 2022. Revised Work Program was reviewed by the Engineer and submitted to the PMU vide Engineer's ref. no. RDCOR\_BC5883-100\_L003335 dated: 27th September, 2021

### **6.3. Works Contract W-03**

This package will be deferred to CEIP-2.

### **6.4. DDCS&PMS Consultants Contract**

#### **Invoices and Payments**

Invoice #30 was submitted during the quarter and also paid during the quarter. All FC and LC invoices have been paid with the exception of the partially paid LC Invoices #8 and #15.

#### **Contract Modifications**

A budget-neutral reallocation proposal has been submitted to the Client in early 2017 and it was approved February 2018. Another such amendment has been approved. Now a third budget-neutral amendment is under discussion—submitted to PMU on 18 June 2019 and resubmitted on 25 September 2019, then forwarded to the World Bank on 26 September. Initial comments provided by the World Bank on 30 September 2019. The Modification to the Contract No.03 of DDCS & PMS Consultants has been signed by the Project Director and the Consultants on 15<sup>th</sup> December 2019.

### **6.5. Third Party M&E Consultants Contract**

#### **Invoices and Payments**

No invoices have been submitted during the quarter and all prior invoices have been paid.

#### **Contract Modifications**

A budget-neutral reallocation proposal has been submitted to the Client in October 2017. It has received NOL from the World Bank in December and was approved by the BWDB via its letter dated 18 March 2018. The Modified Contract has been signed and is fully executed.

A second budget-neutral reallocation proposal has been submitted to the BWDB and was approved in October 2019. The main purpose is to allow additional input of both the Team Leader (from home base) and the Deputy Team Leader to ensure the data and reports continue to be provided at a high level of quality and accuracy.

A Contract extension request has been submitted that reflects the extension period of CEIP-1 and stands approved through 30 June 2022.



## 7. ISSUES AND RECOMMENDATIONS

### New Issues

#### **R Issue QPR24-1: Non-titled EPs back are returning to the embankment**

##### Status:

It has been found that in many places of Polder 32, 33 and 35/1, the Non-titled EPs have been returning to the embankment and building structures and doing business.

##### Recommendation

It is recommended that BWDB should take necessary action.

#### **R Issue QPR 24-2: Qualification of Select Staff Resources of Contractor**

##### Status:

It has been found that the Contractor of Package 02 has deployed unqualified Resources such as polder manager and other construction supervision positions.

##### Recommendation

DDCS&PMS may be requested to check the Contractor's staff experience and qualifications as per their contract and/or assess the performance and take necessary action.

#### **R Issue QPR24-3: Some key international experts have not yet resumed travel**

##### Status:

International key experts have not all resumed working physically in Bangladesh. Since the consulting work requires close coordination and has an element of capacity building, this is not ideal. The Team Leader for the Long-Term Monitoring is one example and there are short-term international staff as well.

##### Recommendation

With the wide availability of COVID vaccines and the low positivity rate in Bangladesh, the Consultants and Contractors should mobilize staff to Bangladesh unless there are expert-specific reasons offered. PMU may request such mobilization.

### Issues from Prior Quarters

The issues from the prior Quarterly Progress Reports – whether red flag issues or otherwise – are summarized below along with the status of recommendations.

Issues	Recommendation in brief	Status Update	Follow-up Actions
<b>R Issue QPR23-1: Payment issue for LAP and RAP implementation in Package 01</b>	<p>Status: BDT 8.73 million for non-titled EPs, BDT 4.505 million for wage labor, BDT 6.432 million for Tenant, and BDT 7.5 million for group relocation have not been paid yet. Without these payments, civil works are being hampered and the social safeguard guidelines may be violated.</p> <p>Recommendation: Expedite payment and ensure payment is made before resettlement.</p>		

Issues	Recommendation in brief	Status Update	Follow-up Actions
<b>Issue QPR23-2: Formation of WMA in Polder 43/2C and 47/2</b>	<p>Status: Formation of WMA in the polder 43/2C and 47/2 has not yet been achieved. Without WMA, sustainable polder functionality will be a major challenge, equity in water management is not likely and the agricultural benefits expected will not be achieved.</p> <p>Recommendation The NGO engaged for WMA formation in these two polders need to accelerate their work and consultations with local people to solve all the issues.</p>		
<b>Issue QPR23-3: Livelihood Restoring Payment</b>	<p>Status: Livelihood Impact Assessment (LIA) of Vulnerable PAHs of Package-1 was prepared in August 2019, but BDT 7.5 million has not yet been paid.</p> <p>Recommendation BWDB should expedite payment for livelihood restoration for vulnerable PAHs.</p>		
<b>Issue QPR23-4: Afforestation disputes in Polder 32</b>	<p>Status: Secretary of WMA Polder 32 has asserted to the M&amp;E Consultants that the Department of Forest (DoF) is planting low quality seedlings and in most of the places, no seedlings. Moreover, DoF is not paying the watchers properly.</p> <p>Recommendation PMU may request DoF to investigate and follow up.</p>		
<b>Issue QPR 22-1: Additional Drainage Structure and Channels need to be Constructed</b>	<p>Status: Some structures of the polders have been taken up under AILA, like in polder 32 – DS 14. This DS with channel (Kamarkhola) are not included in CEIP-1. Due salinity, gate of Drainage Sluice is not being working properly (Shaft rod and rubber) and Kamarkhola channel has been silted up. Kamarkhola channel is one the main channel of this Union (Kamarkhola). Farmers have stated cultivation of watermelon and others crop in 2021, Rabi season, but, due to coming of saline water from DS 14, the local farmer has made cross dam over the channel and they did not get crops growth they expected.</p> <p>Recommendation: DDCS&amp;PMS has to find out all the gates and channels, which Sluices have been taken up in AILA– repair all the gates and excavated all the channels before start next Kharif 1 season. It is noted that increasing cropping intensity is one the main objective of CEIP-1.</p>		

Issues	Recommendation in brief	Status Update	Follow-up Actions
from QPR22			
<b>Issue QPR 22-2:</b> <b>All the Drainage Channels need to be Excavated Immediately in Package 01</b>	<p><u>Status:</u> Completion of construction of Embankment, Drainage and Flushing Sluice is critical. Local farmers are being not gotten proper benefit from project intervention. It has been found drainage channels are not sufficiently excavated and there is a shortage of water during cultivation of Rabi season.</p> <p><u>Recommendation:</u> To achieve the project result of increased crop intensity, drainage channels excavation is essential. During cultivation of Rabi crop, drainage channel water has been used, also channels are used as water retention pond.</p>		
<b>Issue QPR 22-3:</b> <b>EHS practice is not being found in Package 01 &amp; 02</b>	<p><u>Status:</u> It has been found during field visit of M&amp;E staff that Environmental Health Safety practices are not always followed and we have seen photos uploaded in WhatsApp – as part of our construction progress monitoring.</p> <p><u>Recommendation:</u> It is recommended that EHS and COVID -19 guidelines must be maintained during construction of package 01 &amp; 02. The DDCS&amp;PMS Consultants to enforce.</p>		
from QPR21			
<b>Issue QPR 21-1:</b> <b>The current CEIP-1 completion date of June 2022 will need to be extended.</b>	<p>Only 52.3% of the project budget has been expended as of 31 December 2020 – the original loan closing date and five years since notice to commence was issued for the first package. Given the slow rate of progress of works under Package 02, the need for additional Bank Protection Works and the delay in appointment of the CEIP-2 Feasibility Study Consultants, the current completion date of June 2022 will not provide adequate time to complete the works and services - It is possible that due to COVID-19 impact that there will be a willingness on the part of the GoB to extend the project by one year without much hindrance. It is suggested that the matter of an extension be deferred until later in the project when there is greater clarity on actual requirements.</p>		

Issues from QPR20	Recommendation in brief	Status Update	Follow-up Actions
<p><b>Issue QPR20-1: Some Quality and Condition Issues Exist in the Construction Works of Package 1 &amp; 2. Flagged RED</b></p>	<p>There are quality issues with some of the works. Due to excessive rain this year, many places of Package 1 &amp; 2 have been found deteriorated where, for example, the top of the embankment is not in good shape and damaged, shaft rods are bent, etc. Further, undersized rods have been observed in several DS and FS and wheels of all sluices are oversized. The loose aprons of most of the sluices are damaged and existing slope protection works are also heavily damaged in some places.</p> <p>DDCS&amp;PMS Consultants' team should perform a global check on the quality of construction works (condition assessment) and give a comprehensive report for recommendation of reconstruction.</p>	<p>Status as of 30 Jun 2021:</p> <ol style="list-style-type: none"> <li>1. WMA members have been informing us that both contractors are using sand instead of soil in many places of the embankment and put a thick cover of soils on top of the sand.</li> <li>2. Many DS of polder 32 and 33 have been leaking and saline water coming inside the polder. Farmers have made cross dam over the channels because if saline water come to their field, crops like watermelon would be damaged.</li> <li>3. During emergency works in Polder 32, it is reported that lower weight of geo-bags than specified are being used (source from Whatsapp group and WMA president informed over phone).</li> </ol>	<p>As of 30 Jun 2021:</p> <ol style="list-style-type: none"> <li>1. A technical committee has also been formed for checking the engineering quality of polders, hence we recommend that the committee should do spot check on the embankment with respect to this WMA complaint.</li> </ol>
from QPR19			
<p><b>Issue QPR19-1: Attention Needs to be Focused on Actualizing Agricultural Benefit Stream where the DS&amp;FS are operational Flagged RED</b></p>	<p>Five drainage sluices and ten flushing sluices in Package-01 have been theoretically operational for more than one year due to the physical works achievement and also the influence of local people but these DS &amp; FS have not yet been handed over to BWDB and the WMOs are not yet functional. In addition, there are other newly constructed DS &amp; FS that have problems with their gates. Physical works, institutional arrangements and extension support must all be in place to see increased agriculture cropping intensity – one of the key goals of the project and a key element in the economic justification of the investment. Generally, farmers are not being benefited yet with respect to cropping intensity in the polder area.</p>		
<p><b>Issue QPR19-2: COVID-19 Pandemic is a Continuing Risk to the Quality and Progress of Works</b></p>	<p>Progress of Package 1 and 2 was terribly slow during the March-June 2020 period and COVID-19 was a major factor. Progress was 2.84% and 1.53% respectively for the two packages in April-June 2020 quarter. Most of</p>	<p><b>In Progress</b> Pkg -1 contract will be extended up to 30 June 2021</p>	

Issues	Recommendation in brief	Status Update	Follow-up Actions
<b>Flagged RED</b>	the foreign skilled labor are not present in the field area. Coronavirus is an unpredictable phenomenon all over the world, and researchers cannot give any specific timeline for when a vaccine will be available. Travel restrictions and the need for social distancing mean that the both physical works progress and the level of supervision are being affected. Under a new plan (not approved yet), Package 01 will get one additional dry season and Package 02 will get two dry seasons.	Pkg-2 contract has been extended up to 30 June 2022	
from QPR18			
<b>Issue QPR18-1: COVID-19 Pandemic Inhibits Field Visits and Physical Progress to Some Extent</b> <b>Flagged RED</b>	Package 01 progress advanced from 81.51% complete on 31 December 2019 to 87.00% on 31 March 2020. With the public holiday in effect during part of March, all of April and now continuing into May, Package 01 progress advancing to completion by 30 June 2020 will be a bigger challenge than was already the case	<b>In Progress</b> Pkg -1 contract will be extended up to 30 June 2021 Pkg-2 contract has been extended up to 30 June 2022	
from QPR17			
<b>Issue QPR17-2: Land Acquisition for Polder 35/1 Embankment Realignment is Stalled</b> <b>Flagged RED</b>	Due to erosion of the river at Polder 35/1, the alignment of the embankment has been shifted, so a new 6.93 ha (1.8 kms) of land need to be acquired. The Consultant team has submitted the land acquisition proposal to DC office on 18 February 2020. For unknown reasons, the DC office has not yet sent the request to MoL for approval.	<b>IN PROCESS</b>	
<b>Issue QPR17-3: Public Awareness of Grievance Redress Mechanism Needs to be Enhanced</b> <b>Flagged RED</b>	During the last 5 quarters for Package 02, no new grievances have been reported. This would be good news if there are actually no issues, however, this is highly unlikely as the construction work is going on and RAP and LAP are being implemented. During field visits of M&E team, it was found that most PAPs are not aware of the GRM or they may have forgotten because it has been a few years since the awareness raising campaign was done by the DDCCS&PMS Consultant. Access to grievance redress is not only the right thing to have in place for the benefit of the project-affected persons and communities, it is a covenant of the loan agreement with the World Bank. Furthermore, such access benefits the project by bringing issues to the fore before they reach a crisis level or produce bad publicity that could in the most extreme cases halt the project altogether.	<b>NOT RESOLVED</b>	

Issues	Recommendation in brief	Status Update	Follow-up Actions
<p><b>Issue QPR17-4: Slow Formation of WMOs Will Adversely Impact Project Benefits</b> <b>Flagged RED</b></p>	<p>CEIP-1 seeks to provide coordination among the competing needs of various users and to ensure equity and sustainability by assigning operation and maintenance responsibility to the Water Management Groups (WMG) and polder-level Water Management Associations (WMA). As of 30 September 2020, 130 of 143 WMGs have been formed and 5 of 10 WMAs have been formed. There are several reasons including delays in mobilization, less experienced professionals or key staff vacancies, lack of support (or even opposition) from local community leaders and in some cases lack of the NGO's experience in consultancy work. Further delay of having trained WMOs in place will adversely affect the planned benefits from the project as effective water management must occur in parallel with the physical improvements that are put in place.</p>	<p><b>IN PROCESS</b> WMG formation is at good shape</p>	
from QPR16			
<p><b>Issue QPR16-1: NGO Package S01-C (Pirojpur District) and Package S01-E (Patuakhali District) - work progress is slow.</b> <b>Flagged RED</b></p>	<p>While the inception phase work has been done the tasks related to formation of WMOs have not sufficiently advanced. A revised realistic timetable for deliverables should be prepared within the original duration of the contract and the NGOs should commit to meet these new deadlines.</p>	<p><b>PARTIALLY RESOLVED</b> WMG formation is now in better shape, but extension of services will be required beyond Oct/Nov 2020.</p>	
<p><b>Issue QPR16-2: Supervision Consultant Key Staff Vacancies Are Likely to Impede Work</b> <b>Flagged RED</b></p>	<p>The RE of Package -1 has been absent for over a year, however RE of Package -2 in place. The national Social Safeguard Specialist has also been absent for a long time.</p>	<p><b>PARTIALLY RESOLVED</b> RE of package 01 in place, still RE of package 02 has been absent for over 2 years.</p>	<p>The national Social Safeguard Specialist has also been absent for a long time.</p>
from QPR15			
<p><b>Issue QPR15-1: Communities Near Newly-Constructed Drainage Sluices that are In Operation Are Experiencing Problems</b> <b>Flagged RED</b></p>	<p>Five drainage sluices were visited in Polders 32 and 35/3 that have been completed and have been in operation now for nearly six months. At these locations, community members are reporting that they continue to suffer from salinity and/or waterlogging. The problem seems to be that the gates are not fully closing. While the problem appears physical, it may also be exacerbated by the lack of functioning WMGs. DDCS&amp;PMS Consultants to check and have Contractor rectify.</p>	<p><b>IN PROCESS</b></p>	
<p><b>Issue QPR15-2: Long Term Monitoring</b></p>	<p>Consultant should accelerate and provide a revised realistic timetable for deliverables within the original duration of the contract</p>	<p><b>NOT RESOLVED.</b> Action plans, detailed delivery plans and</p>	

Issues	Recommendation in brief	Status Update	Follow-up Actions
<b>Consultant's Progress is Weak</b>	and the Consultant should commit to meet these new deadlines. Phase 2 preparation will depend on the output from this Consultancy.	certain reports are past due.	
<b>Issue QPR15-3: DDCS&amp;PMS Consultants do not meet all tasks of LAP preparation as per contract</b> <b>Flagged RED</b>	The Consultants should prepare a detailed action plan that is time-bound to meet the LAP-related part of their scope of work. LAP preparation generally involves the following: Multiple location-wise Land Management data; Digital representation of cadastral maps & revenue maps with the plot number; Central Repository of all the land related data, Owner details etc.; Pictorial representation of Land Map on Satellite image / Google map; Viewing of daily Land Acquisition status on color coded thematic map; Land Cost Estimation, Calculation & Payment to the Land owner; and others.	<b>PARTIALLY RESOLVED.</b> Progress in getting this started.	
<b>from QPR14</b>			
<b>Issue QPR14-1: Package 03 LAP/RAP will be obsolete unless the works are started promptly</b>	<ul style="list-style-type: none"> <li>▪ BWDB should take steps to get the works underway as soon as possible.</li> </ul>	<b>IN PROCESS</b> While it has been decided that Package 3 will not be part of Phase 1, a project must be developed without delay. BWDB and World Bank have agreed to issue REOI in November 2019.	BWDB to take the lead.
<b>from QPR13</b>			
<b>Issue QPR13-1: Decision is Needed on Project Restructuring and Additional Financing if Pkg 02 Land Acquisition is to be Completed and Pkg 03 is to Proceed</b> <b>Flagged RED</b>	<ul style="list-style-type: none"> <li>▪ World Bank and BWDB to revise DPP and restructure the project as required</li> </ul>	<b>NOT YET RESOLVED</b> While it has been decided that Package 3 will not be part of Phase 1, additional funds are still required to complete the land acquisition of Package 02	BWDB to move forward on DPP revision.
<b>from QPR12</b>			
<b>Issue QPR12-1: Package 02 Contractor physical progress is weak.</b> <b>Flagged RED</b>	Resource-based detailed modular planning is required and Package 02 Contractor's senior management must continue to be engaged by DDSC&PMS Consultant and PMU.	<b>NOT YET RESOLVED</b> Current Progress of the Package 02 Contractor's work stands at about 52.14% against the target of 67.09 as per the revised target	Close monitoring is needed from DDSC&PMS
<b>Issue QPR12-2: Nalian Dam Work is Now Urgent.</b>	The Contractor for Package 01 has deferred work on Nalian Dam for two years. There is serious weakness in the ring dyke at the site of the Nalian Dam due to the hydrodynamic forces and its failure is increasingly likely.	90% of total work is done. Progress is slow. It should have been finished by June 2020 <b>RESOLVED</b>	.

Issues	Recommendation in brief	Status Update	Follow-up Actions
	Construction of the Nalian Dam cannot be deferred another year, without costly rehabilitation of the ring dyke to buy time so it should proceed immediately.		
<b>from QPR9</b>			
<b>Issue QPR9-1: Functionality of PAVCs, PRACs and GRCs is At Risk. Flagged RED</b>	Simply due to the lack of honoraria or allowance, committees that are critical to the Project are not well functioning and are at risk of losing the interest of participants. Participation in these committees represents additional duty and requires extra effort and expense for travel, which is not compensated. It is recommended that the BWDB and DDCS&PMS Consultants meet to devise a solution. The Consultants are responsible for RAP implementation, but the ToR does not specifically address this matter.	<b>NOT YET RESOLVED</b>	1. PMU office has to take action and create budget allocation for honoraria or allowance of all committees.
<b>from QPR8</b>			
<b>Issue QPR8-1: Package 01 Work Program is not credible without the underpinning detail Flagged RED</b>	DDCS&PMS Consultant to assist the Package 01 contractor to build up their resource-based work plan from detailed plans and then encourage the Contractor to use these plans to monitor progress and address delays on a weekly basis.	<b>RESOLVED, though level of detail could be improved.</b>  Work Programme was submitted and subsequently accepted on 26 August 2018	
<b>Issue QPR8-2: Package 02 EPs Awareness of RAP Provisions is Inadequate</b>	The DDCS&PMS Consultant should appoint sufficient numbers of RAP team staff to Package 02 polders and ensure full coverage and disclosure of all the important information. The tools (such as Bengali language pamphlets) have already been developed for Package 01, so this is simply a matter of staff allocation. Number of FGD meetings to be increased and held regularly during these months as release of compensation payments nears. Also, PRACs should be formed and made functional without delay.	<b>PARTIALLY RESOLVED.</b>  FGD meetings have increased and compensation payments have begun	
<b>from QPR7</b>			
<b>Issue QPR7-1: Upcoming Absence of Supervision Consultant's Top Three Key Staff - Team Leader and Resident Engineers for Package 1 &amp; 2 Flagged RED</b>	An interim Team Leader is currently in place, and the replacement has been accepted by World Bank and recommended to MoWR. RE for Package 01 and RE for Package 02 continue to be vacant. Qualified replacements must be identified and approved without delay.	<b>RESOLVED</b>  DDCS&PMS Consultants proposed replacements for these three positions. All 3 (three) positions have been approved by competent authority. The new Team Leader joined, but RE did not join due to health reason.	Replacement staff have been approved and were in place. (However, see update in QPR#16.)



Issues	Recommendation in brief	Status Update	Follow-up Actions
<b>Issue QPR7-2: RAP Irregularities Have Been Alleged so Systems Must be Strengthened</b>	The DDCS&PMS Consultant may look into the matter diligently and also make sure that systems and procedures of the RAP Implementation Consultants and DDCS&PMSC are strengthened for proper targeting, better oversight and greater transparency. For example: <ul style="list-style-type: none"> <li>• EPs should receive advance notice of their compensation to be paid with detailed breakdown of the basis of calculating payment (square footage, type of structure, material of the structure, etc.);</li> <li>• The PAVC rates should be public knowledge and widely disseminated</li> <li>• EPs should continue to be clearly informed that they are not obligated to make any payment to FGD president or anyone else in order to receive their entitlement</li> </ul>	<b>Status of Investigation – NOT KNOWN.</b>  <b>Status of Improved Information Flows to EPs – NOT RESOLVED.</b>	May be investigated by DDCS&PMSC and system improvements enacted. Steps taken may be communicated.
<b>from QPR6</b>			
<b>Issue QPR6-1: River Bank Protection Works Need Urgent Attention and Additional Resources</b> <b>Flagged RED</b>	Some of these works are already foreseen and budgeted in Works Package 01, but additional BPW with estimated cost of about \$80m are reported to be needed in the four polders as well. This has been subdivided into two roughly equal groups – those that are essential and those that would be useful. An economic analysis should be undertaken to examine best options/designs and value engineering done, source of funds to be arranged and procurement to proceed on an urgent basis.	<b>PARTIALLY RESOLVED. Revised length is 4.25 km. 4.15 km is completed. Rest 0.1 km need to complete as early as possible</b>	Close monitoring is needed from DDCS&PMS
<b>Issue QPR6-2: Engineer Needs to Deploy Additional Site Staff</b> <b>Flagged RED</b>	With the signing of the works contract for Package W-02, the Engineer will need to deploy additional site staff in parallel with their mobilization. The DDCS&PMS Consultants have submitted a request for budget re-allocation for this purpose to the PMU.	<b>NOT YET RESOLVED</b> <b>Next dry season, consultant will deploy</b>	The DDCS&PMSC and PMU need to agree on the contractual aspects so that additional site staff can be deployed on time.
<b>from QPR5</b>			
<b>Issue QPR5-1: Specifications Need Heightened Attention - In Particular Specifications 9.1 to 9.5 Dewatering of Subsurface and Surface Water</b> <b>Flagged RED</b>	A dewatering plan needs to be developed based on know-how of the local conditions. Properly executed pumping tests and relevant geo-technical survey would provide such know-how which is needed in a timely fashion. The DDCS&PMSC may need to provide added attention and assistance to the Contractor to ensure compliance with specifications and timely completion of the foundation and other works before the monsoon.	<b>RESOLVED</b>  While the first sand piling activities produced flooding of the excavated foundation of DS 1 of Polder 35/3, the DDCS&PMSC has worked closely with the Package 01 Contractor to put in place a dewatering plan and also to undertake	To be monitored.

Issues	Recommendation in brief	Status Update	Follow-up Actions
		the needed surveys at all future DS sites.	
<b>Issue QPR5-2: Better Planning to be Achieved in Work Program for Package 02</b>	The DDCS&PMSC is to provide the Contractor with advice on time and equipment requirements of the aggregated work items. This information should form the basis for developing work break down structure and modular schedules for each of the BoQ items which could be aggregated as per the experiences under Works Package 01. Subsequently the Contractor is to subdivide works per polder into sections and develop work programs for each section. These sectional work programs would be aggregated to a realistic and final GCC 8.3 Programme. Next the work program should incorporate resettlement requirements and associated temporary hindrances. The work program should be prioritized accordingly and incorporating the schedules and risks of the resettlement program.	<b>PARTIALLY RESOLVED</b>  Work Programme details submitted and reviewed by DDCS&PMSC.	Work breakdown structure for typical sections and items of work to be developed.
<b>Issue QPR5-3: Embankment Seepage May Be Exacerbated by Adjacent Fish Ponds</b>	The design should consider appropriate measures on the country side of the dyke if a pond has encroached near to the country side toe. This may include compaction and earthworks on the country side slope. In this way excessive seepage through the dyke is to be prevented.	<b>RESOLVED</b> <b>No seepage found during later field visits.</b>	1. May be investigated by DDCS&PMSC 2. DDCS&PMS has to supervise closely.
<b>Issue QPR5-4: Review and Timeliness of Afforestation</b>	The DDCS&PMSC should review the afforestation needs (there seems to be a potentially useful additional site in the vicinity of the cyclone shelter of polder 33). The NGO responsible for the afforestation effort under the project should be contracted as soon as possible.	<b>RESOLVED.</b> Agreements have been signed with BFD in some districts in late 2018. Plantation is going on and BFD has given plan for 2019-20.	CQS method of procurement is being used to expedite procurement of NGOs. Afforestation is being cut from TOR of NGOs and shifted to BFD.
<b>Issue QPR5-5: Need for Project Implementation Manual / Updating and Completion of Method Statements</b>	The contractor has provided a general description of methods on 22 April, 2016 but these do not reflect any re-survey. The method statement lists technical work steps but does not include aspects of measurements as basis for final billing. Further, method statements on dewatering, sand piling, sheet piling and other works have not yet been completed.  The DDCS&PMSC should work with the Contractor to finalize method statements for the different works required. These statements should include methods of measurements as basis for billing and should identify work steps in a work break down structure. Overall method statements	<b>PARTIALLY RESOLVED</b>	

Issues	Recommendation in brief	Status Update	Follow-up Actions
	should be consolidated in a Contract specific (or overall) Project Implementation Manual.		
<b>Issue QPR5-6: Micro-level Planning / Monitoring Requires Strengthening</b>	Over time, micro-level planning in line with detailed work breakdown structures (WBS) would improve as experience would enhance knowledge of time requirements etc.	<b>NO EVIDENCE</b>	Contractors to prepare these plans with guidance of DDCCS&PMS Consultants.
<b>Issue QPR5-7: Early Prioritization of LA/Resettlement Concerns Is Needed</b>	Certain cases of LA are more complicated due to various reasons such as lack of official title. The Consultants should review the time and effort required for processing particular LA/resettlement concerns and give early attention to those which proved most difficult to resolve in the past for.	<b>PARTIALLY RESOLVED</b> DDCCS&PMS Consultant's RAP Team is adapting based on lessons, but a systematic review has not been provided.	
<b>from QPR4</b>			
<b>Issue QPR4-1: Land Acquisition Cost Has Increased Dramatically</b>	World Bank and GoB may consider and formally agree on the budget re-appropriation and financing to meet the increased land acquisition costs. The GoB has passed a law that compensation for land shall be at 3x market value, with effect from 01 July 2017. This will affect Package 02 cost and has been taken into account.	<b>PARTIALLY RESOLVED</b> The World Bank and GoB have agreed to re-structure CEIP-1 and provide the needed funds.	Get approval for revised DPP and World Bank approval for restructuring that includes adequate resources for LA.
<b>Issue QPR4-2: Delay in Signing of Contract for Works Package 02</b>	World Bank and GoB agree on way forward, given shortfall in land acquisition budget.	<b>RESOLVED</b> Notice of Award issued and contract signing proceeded with a proviso that full works on two polders will depend on obtaining LA financing.	
<b>Issue QPR4-3: Relocation Planning and Assistance to be Improved</b> <b>Flagged RED</b>	<ol style="list-style-type: none"> <li>The DDCCS&amp;PMS Consultants (through their RAP team) should develop a tally of each and every PAH as to where they are moving, whether temporary or permanent, etc. and verify this information.</li> <li>PRAC should begin to function immediately and be given an orientation by DDCCS&amp;PMS Consultants and PMU's Senior Social Specialist as to their mandate and operation guidelines and some logistic support provided so they can execute their responsibilities. Make sure that the PRAC for Package 02 is operational before the resettlement process advances to relocation stage.</li> <li>DDCCS&amp;PMS Consultant and the PRACs should monitor and report any cases where squatters are having difficulty identifying a place to relocate.</li> </ol>	<ol style="list-style-type: none"> <li><b>RESOLVED</b></li> <li><b>PARTIALLY RESOLVED as Package 01 PRACs have convened, yet functionality to be improved.</b></li> <li><b>IN PROCESS</b></li> <li><b>AGREED, BUT NOT YET IMPLEMENTED.</b></li> <li><b>PARTIALLY RESOLVED</b> Group relocation area has been isolated due to access road in polder 32, 33, 35/1 in package 1 and 48 in package -2</li> </ol>	<ol style="list-style-type: none"> <li>To be followed going forward</li> <li>PRACs need to convene and some modest honorarium is required.</li> <li>To be followed going forward</li> <li>To be implemented by RAP Consultants and/or PMU and reported.</li> <li>DDCCS&amp;PMS to take action to achieve their civic amenities.</li> </ol>

Issues	Recommendation in brief	Status Update	Follow-up Actions
	4. EPs to be informed in advance of the total estimated amount of compensation they are to receive under the entitlement framework specified by the RAP and not left to guess how much they will get until the day they receive their check. Such advance information would allow the EPs to know how much they have to work with when looking for a new place to live. 5. Group relocation needs to come with civic amenities.		
<b>Issue QPR4-4: Livelihood Restoration Program Needs Attention</b> <b>Flagged RED</b>	There is no plan for the livelihood restoration program. The DDCS&PMSC should develop a training program and oversee its implementation. A needs assessment must be conducted of each PAH, taking into account their skills, resources, risk tolerance, desires and business/ livelihood opportunities at the sites/ locations where they are relocating. Then a relevant training program (having relevant tailored content, sequencing of a series of topics, and refresher trainings) must be developed and delivered with outcome-based targets. The training should commence prior to relocation and continue afterwards.	<b>NOT RESOLVED</b> Based on assessment survey for livelihood by DDCS&PMS, PMU has prepared report on livelihood restoration and submitted to World Bank for review. The finding is 5% EPs livelihood have gone downward. In principle, PMU has agreed to pay to the effected EPs.	DDCS&PMSC to report on the actions it is taking. The Consultants are responsible for implementing the RAP and, per their TOR, the RAP includes "...[an] implementation schedule including timelines for land acquisition milestones, relocation and <b>livelihood restoration of PAPs....</b> " PMU to take action.
<b>Issue QPR4-5: PMU Team Needs Assistance</b>	All the required PMU staff should be recruited.	<b>RESOLVED</b> 13 of 14 individual consultants for PMU are in place. In addition, Deputy PD has been recruited.	
<b>Issue QPR4-6: Environmental Monitoring Capability Must be Strengthened Further</b>	1. Environmental monitoring and mitigation training must involve a series of sessions. The training program must be developed and implemented without delay since the 2016/2017 construction season has commenced in late September. 2. As already recommended by the DDCS&PMS Consultants, the Contractor should appoint at least one Environmental Officer and polder-wise environmental monitors should be in place that carry no other responsibility.	<b>1. RESOLVED</b> The training program has not been laid out, though training is taking place. <b>2. PARTIALLY RESOLVED</b> One Environmental Officer has been appointed, but the polder-wise environmental staff carry additional (non-environmental) duties.	Training program (plan) to be outlined. Polder-level environmental staff to be monitored as to effectiveness. Though training is taking place which are on job but formal/ classroom-based training should be conducted both by the Environmental Specialists of DDCS&PMS Consultants & PMU.

Issues	Recommendation in brief	Status Update	Follow-up Actions
<b>Issue QPR4-7: Preparation of CEIP-Phase 2 Should Commence Soon Given the Serious Need</b>	Since project preparation and appraisal takes a substantial amount of time and the need for embankment improvement in the coastal polders is apparent, it is recommended that the World Bank and GoB begin planning for the preparation of CEIP-2 as soon as practically possible.	<b>1.RESOLVED</b> The new Procurement Plan prepared in the quarter ending 31 March 2017 projects TOR preparation for August 2017. DDCS&PMS Consultants preparing background material for Phase 2. <b>2.PARTIALLY RESOLVED</b> Recruitment of Consulting service is under evaluation process – 3 firms have submitted the proposal	
<b>from QPR3</b>			
<b>Issue QPR3-1: Security is a Growing Concern</b>	The security situation in Bangladesh has not directly affected the works or services as of this time, but judgment and caution must be exercised for any travel within the country. Signage at campsites may be made inconspicuous. Consultants and Contractors may wish to develop and put in place a security plan for their Dhaka staff and field staff.	<b>RESOLVED for now, but CAUTION required.</b> The Contractor has actually suggested they wish to avoid erecting certain signboards at campsites so that the presence of foreigners is not so conspicuous.  PD has written to the police in the project area and they have standing orders to accompany staff to the field when requested. The building in Dhaka where the DDCS&PMSC hold office has been guarded by armed police since August 2016.	Security risks should continue to be monitored as they could constrain field activities of international staff. Police guards at the Dhaka office of the Consultants should be maintained through 2017.
<b>Issue QPR3-2: Equipment Mobilized on Contract W-01 is Inadequate <del>Flagged-RED</del></b>	Given that the monsoon season precludes earthwork, the Contractor should use this season to fully equip its operation so that work can begin without delay and in earnest in October.	<b>RESOLVED.</b> UPDATE (30 Sep 2018): Due to the acceptance of the revised Work Program, the equipment in hand may well suffice.	If required, additional equipment should be procured or rented immediately.
<b>from QPR2</b>			
<b>Issue QPR2-1: Overall Reporting System Needs Attention and Improvement</b>	Reports should be submitted on time by all consultants, otherwise this consolidated report will be delayed or incomplete. It is essential that reports segregate current period accomplishments and activities from cumulative numbers and compare monthly/quarterly progress against	<b>PARTIALLY RESOLVED.</b> The M&E Consultants and PMU have provided guidance on the content and presentation of reports and continue to work with the DDCS	DDCS &PMS Consultant reports have improved in segregating activities and accomplishments by quarter,

Issues	Recommendation in brief	Status Update	Follow-up Actions
	monthly/quarterly plans. Explanations of deviations from plan should be provided.	&PMS Consultants in a collegial manner. Report content continues to improve and is now at a very good standard. Reports continue to be late, however.	showing plans, being more succinct and graphic.
<b>Issue QPR2-2: DPP (GoB Authorizing Document) and Loan Agreement Amount Requires Amendment Flagged RED</b>	The project is now estimated to cost more than planned due to a number of reasons – higher land acquisition costs, additional bank protection works, additional consultancy costs, and increased taxes. Also, the USD/SDR exchange rate has changed resulting in a budget shortfall of at least \$27 million. A DPP revision should be prepared without delay capturing whatever changes are required utilizing savings from the elimination of package 03.	<b>PARTIALLY RESOLVED.</b> Final Revised DPP has been prepared and submitted to GoB in September 2020. Earlier, in September 2017, a proposal for DPP revision was prepared in and shared with the World Bank. It did not cover all cost increase areas, but focused on additional Bank Protection Works and increased Land Acquisition costs.	Any other required changes for works and consultancy services contracts should be captured and the revised DPP drafted so that key changes can be approved before budget constraints hamper project implementation.
<b>Issue QPR2-3: JVS on Polder 35/1 and Land Valuation in Package 01 Appears Stalled Flagged RED</b>	BWDB may request the DC to give priority to completing (i) the compensation rates for non-titled PAPs and thus enable updating of the RAP, payment calculations and issuance of checks by the PD, and (ii) the JVS of Polder 35/1.	<b>RESOLVED.</b> JVS for remaining section of Polder 35/1 completed in September 2016.	
<b>Issue QPR2-4: There may not be a consistently systematic approach to document processing and control</b>	Each survey or technical report needs submission through a formal process. Copy should be provided to IPOE and the M&E Consultant. A table of reports and review status should be provided by the DDCS&PMS Consultants at the end of every quarter.	<b>ESSENTIALLY RESOLVED.</b> Improvement is noted as technical reports are generally being submitted to PMU and M&E Consultant. A table of reports is being provided by DDCS&PMSC.	DDCS&PMSC will consistently follow the recommendation.
<b>Issue QPR2-5: Measure of physical progress needs to be developed</b>	Currently, the S-curve presented in the DDCS&PMSC reports shows cumulative physical progress (actual versus planned) only in financial terms. De facto, this will always show physical progress ahead of financial disbursement and will not provide any alert as to potential cost overrun. A weighting of physical progress is required, building up from the BOQ elements and not directly related to the cost of these items. The DDCS&PMS Consultants to propose an approach and meet with PMU and M&E Consultants to discuss and finalize.	<b>RESOLVED.</b> DDCS&PMS Consultant has prepared and adopted a percent progress formula for embankment works that is based on physical works.	DDCS&PMSC to propose methodology and organize a meeting with PMU, IPOE and M&E to finalize the weighting of physical elements of the works.
<b>Issue QPR2-6: Environmental Concerns may need</b>	DDCS&PMSC to study the question and inform their plans for satisfying the requirement for free passage of migrating fishes	<b>PARTIALLY RESOLVED.</b> M&E Consultants met with the Fisheries Expert	DDCS&PMSC to explain options and make their

Issues	Recommendation in brief	Status Update	Follow-up Actions
attention – mitigation for fish migration	from three perspectives – 1) physical design; 2) construction work methods; 3) hydraulic structure operation guidelines. In addition, the question must be answered as to who (what agency) will practically ensure (and how) that fish spawning needs are looked after in the operational planning and decision-making with respect to water control structure operation.	of DDCS&PMSC to elaborate the concern and provide guidance.	recommendations to PMU. DDCS&PMSC and PMU to monitor the fish migration issues with the relevant structures from design level to construction level.
<b>Issue QPR2-7: Periodic Environmental Reports Required</b>	DDCS&PMS Consultants to prepare Environmental Compliance Monitoring Reports and quarterly, semi-annual and annual environmental reports. PMU to provide guidance on the content and format of these reports.	<b>RESOLVED.</b> PMU, M&E Consultants and World Bank have provided some guidance on the content of various environmental reports.	
<b>Issue QPR2-8: Recently Procured Project Vehicles Have Not Been Assigned to the Field</b>	It is observed that none of the 11 project vehicles recently procured by PMU and delivered to the project have been allocated to the field. While currently the vehicles provided by the Contractor for PMU field staff appear to be adequate, the works have barely gotten underway. Procurement of a few more vehicles is planned and it is recommended these vehicles be made available to the implementation staff in the field offices as the field work will soon intensify.	<b>RESOLVED.</b> Vehicle availability is assured. PMU in the field has been provided with 2 vehicles by the Contractor for Package 01, so there is sufficient transport available for the time being.	
<b>Issue QPR2-9: Construction Supervision Systems to be Strengthened</b>	Given the transition from Survey and Design Phase to Construction Supervision Phase, Construction Supervision Management Systems need to be put into place (or strengthened), including Quality Assurance System, Contract Supervision and Management, Daily Site Reporting Formats, Safety Manual, Safety training, Registration Formats for all Workers and ID system, Billing Formats and Procedures, Variation Management and Procedures, and training of DDCS& PMSC site supervisors and Contractor’s Site Construction Managers, etc.	<b>PARTIALLY RESOLVED.</b> DDCS&PMS Consultants continue to elaborate and improve their systems.	DDCS&PMS Consultants will report on the status of their systems by system element in their monthly and quarterly reports.
<b>Issue QPR2-10: Capacity Building and Independent Advice Needed for PMU/BWDB in FIDIC and Contract/Claims Management</b> <b>Flagged RED</b>	The PMU staff, and BWDB more generally, are not conversant with FIDIC Conditions of Contract, Contract Management and Claims Avoidance/ Management. While Consultants have been hired to serve as Engineer, the Owner needs to understand the roles, authorities and responsibilities of each party in order to effectively manage the Project. Training may be provided and would be of great use given the upcoming award of two additional large construction contracts under CEIP-1. Currently, the PMU has no in-	<b>PARTIALLY RESOLVED.</b> The World Bank, during its June 2016 mission, signaled its willingness to consider whatever support PMU might need. The WB provided an experience-sharing opportunity in the first week of October 2016 for the PD CEIP-1 with other PDs. Another FIDIC	PD to decide on appropriate option to pursue in consultation with the BWDB, Ministry and then World Bank.

Issues	Recommendation in brief	Status Update	Follow-up Actions
	house expertise for advice on contract issues. With respect to advice on contract issues, the PMU should recruit an independent specialist for this purpose.	overview was offered by the WB in April 2018. The DDCS&PMSC who also has the responsibility to provide project management support to the Client may be tapped for some capacity building on-the-job. The M&E Consultants could provide such expertise, with an amendment to the ToR and resources.	
<b>from QPR1</b>			
<b>Issue QPR1-1: Physical Progress on Works Package W-01 is in danger of being delayed.</b>	i. Contractor to hire equipment until their own equipment is available. ii. Administration of the works would best be managed polder-wise, meaning that a deputy PM or someone in authority should be posted at each polder to permit simultaneous works in four polders.	<b>i. RESOLVED</b> <b>ii. RESOLVED</b> i. The Contractor complied after delay and only after replacement of the PM. ii. Complied	DDCS&PMSC should continue to review adequacy of equipment available at site especially for Works Package 2.
<b>Issue QPR1-2: Contractor for Works Package W-01 has a limited ability to communicate due to language barrier.</b>	i. Contractor should bring in additional bilingual (Chinese-English) staff or make interpreters available. ii. The Contractor may also bring in a qualified Bengali sub-contractor to assist not only with works, but with communication and cultural understanding.	<b>i. RESOLVED</b> <b>ii. RESOLVED</b> i. Contractor has appointed interpreters to serve on each of the four polders. ii. Contractor has hired a Bangladeshi sub-contractor.	Consider requiring communication as an explicit part of bid requirement for Package 03.
<b>Issue QPR1-3: Procurement of Works Contractors by ICB has failed to attract broad international interest</b>	i. For future packages, the Pre-Qualification criteria should be reviewed and possibly adjusted (for example, to better specify the meaning of experience in similar projects to include physical, logistic and complexity aspects relevant to the Bangladesh coastal zone) and past performance references should be checked. ii. Exceptionally low-priced bids should be eliminated from consideration. iii. Consider the option of issuing bid packages of 2-3 polders each for the remaining works.	<b>i. RESOLVED.</b> <b>ii. NOT RESOLVED.</b> <b>iii. RESOLVED.</b> i. DDCS&PMSC have agreed to review for Package 3 works. ii. Pending, but may not be possible under procurement rules. iii. Discussed with World Bank and declined.	Procurement completed for all packages.
<b>Issue QPR1-4: LAP and RAP and the compensation payments must be expedited so that work sites can be handed over to the Contractor</b> <b>Flagged RED</b>	i. Appointment of PAVC members must be completed quickly. ii. PAVC must finalize the compensation rates for various types of losses without delay. iii. Handing over of the sites to the contractor should be done in sections as areas become fully unencumbered.	<b>i. RESOLVED FOR PKG 01 and PKG 02</b> <b>ii. RESOLVED FOR PKG 01 and most of PKG 02</b> <b>iii. PARTIALLY RESOLVED</b> i. PAVC appointed for Package 01 in December 2015 and for Package 02 in 2017.	PAVC members for Package 02 may be appointed and begin their work without delay. System for tracking unencumbered sections by way of a calendar yet to be developed.

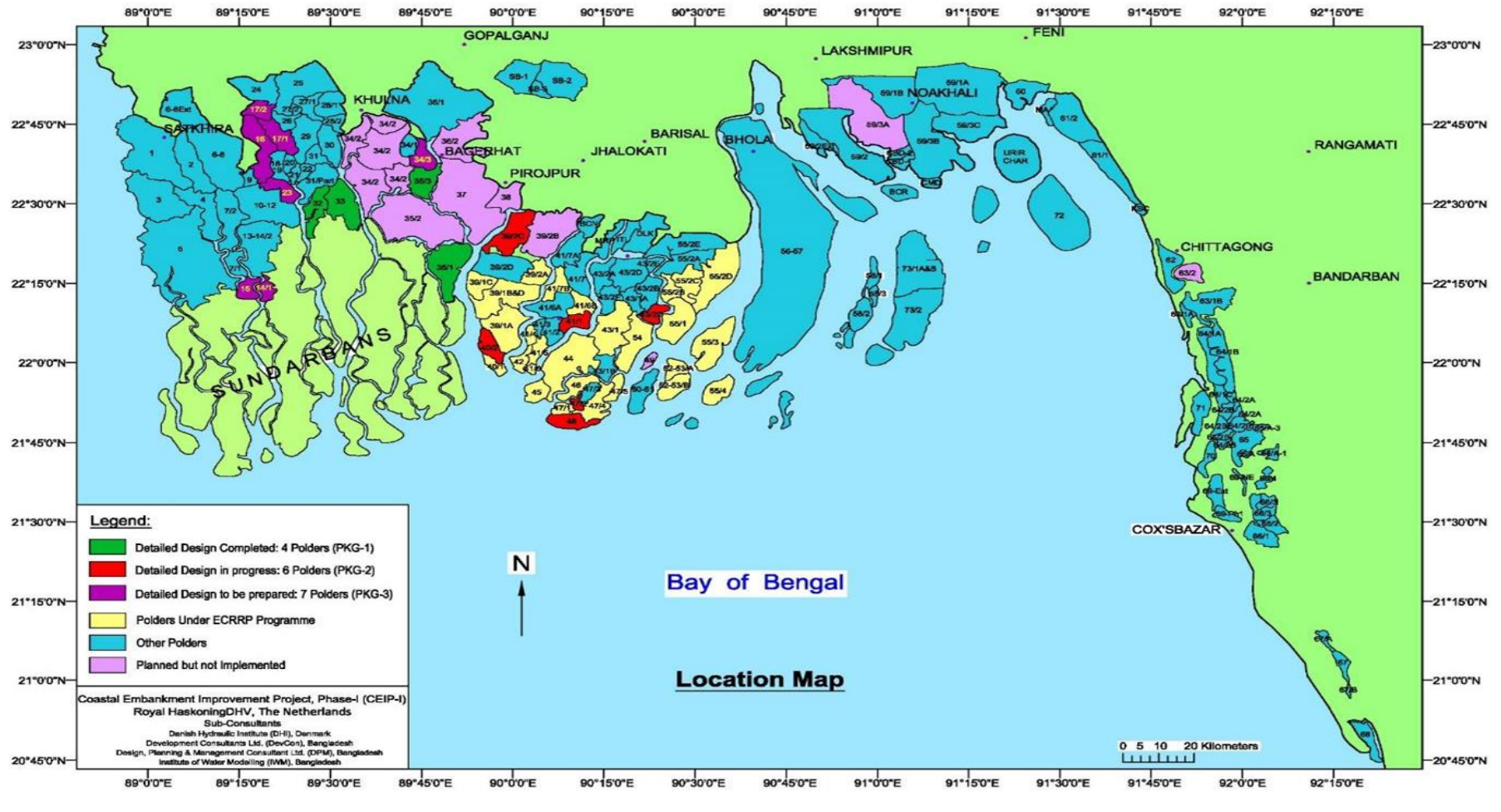


Issues	Recommendation in brief	Status Update	Follow-up Actions
	The DDSCS&PMSC/RAP Consultants will have to maintain a calendar projecting when certain sections of the embankments will be free of hindrances to allow the Contractor to plan their works.	ii. Rates for various assets set by PAVC. Land valuations are now done for Package 01 and for 4 polders of Pkg 02. iii. M&E Consultant has requested the DDSCS& PMSC for a detailed risk assessment approach. Accordingly, they have prepared a section-wise approach to construction planning. The DDSCS &PMSC are to provide LA requirement details for each of the works items separately so as to better assess risks. <b>IN PROGRESS</b> 1. Due to erosion in some places, new land must be acquired for retired embankments of Package 01. It will be a challenge to handover these 14.5 hectares of land to the contractor because compensation will have to be paid by DC office.	DDSCS&PMS to take immediate action to achieve the target and PMU may follow up to DC office to get land before beginning of dry season 2019/20.
<b>Issue QPR1-5: Recruitment of NGOs and Additional PMU Staff is to be phased in during the next two quarters</b> <b>Flagged-RED</b>	PMU to develop a time-bound plan for procurement/ recruitment of these consultants and services – e.g., IPOE, Afforestation/WMO NGO, Specialists for PMU field offices, FIDIC/Contracts Specialist, etc.	<b>RESOLVED</b> Recruitment and procurement process had taken much time. 13 of 14 individual consultants have been recruited. Deputy PD position vacant.	
<b>Issue QPR1-6: The M&amp;E Consultants will be required to expend additional resources given the need for multiple baselines and large sample required</b>	The M&E Consultants to prepare a detailed justification for the additional resources required and submit to BWDB and World Bank for approval.	<b>RESOLVED</b> A preliminary draft justification has been shared with PMU, followed by a proposal. Finally, the M&E Consultants have managed to meet requirements within existing budget.	
<b>Issue QPR1-7: Reporting Formats of implementing partners do not consistently provide needed information</b>	M&E Consultant will continue to work with the other consultants to develop a clear format for the reporting of all project inputs, processes and outputs.	<b>ESSENTIALLY RESOLVED</b> DDSCS&PMSC have substantially and progressively improved their monthly progress reporting over time.	

## ANNEXES

- Annex 1 : Map of the Project Area
- Annex 2 : Basic Characteristics of the Project Area
- Annex 3 : Overview of PMU Staff
- Annex 4 : Budget and Disbursements
- Annex 5 : Procurement Status and Plans
- Annex 6 : GAAP Report
- Annex 7 : Key Performance Indicators and Targets as per PAD/DPP

### Annex 1 Map of the Project Area



## Annex 2: Basic Characteristics of the Project Polders as per PAD

Sl No.	Polder No./ Polder Name	Location Thana	District	Gross Protected Area (HA)	Cultivable area (Ha)	Existing Project Feature				Av. Existing level of Embankment (m PWD)	Polder Population
						Embkt. (km)	Regulator (No)	Flushing Inlet (No)	Drainage Channel (km)		
1	14/1	Koyara	Khulna	2,933	2,350	30.50	4	-	30	3.75	20,578
2	15	Symnagor	Satkira	3,441	2,925	30.78	5	-	40	4.00	31,788
3	16	Paikgacha, Tala, Dumuria	Satkira, Khulna	10,445	8,102	45.00	12	31	21	3.00	118,616
4	17/1	Dumuria	Khulna	5,020	4,000	38.50	11	0	43	3.50	23,919
5	17/2	Dumuria	Khulna	3,400	2,700	11.00	6	0	21	3.50	34,070
6	23	Paikgacha	Khulna	5,910	4,872	37.00	11	39	36	3.30	23,888
7	32	Dacope	Khulna	8,097	6,500	49.50	16	35	45	3.75	38,397
8	33	Dacope	Khulna	8,600	7,600	52.50	13	19	100	3.80	62,305
9	34/3	Bagerhat	Bagerhat	3,656	2,930	16.75	3	6	35	2.80	65,399
10	35/1	Sharankhola, Morelgonj	Bagerhat	13,058	10,700	62.50	14	25	56	4.35	99,182
11	35/3	Bagerhat Sadar, Rampal	Bagerhat	6,790	5,090	40.05	4	11	75	2.70	31,075
12	39/2C	Matbaria, Bhandaria	Pirojpur	10,748	8,500	59.25	-	4	57	2.50	84,853
13	40/2	Pathargatha	Barguna	4,453	3,300	35.58	12	21	50	4.30	41,317
14	41/1	Barguna Sadar	Barguna	4,048	3,440	33.81	6	28	84	4.00	41,051
15	43/2C	Galachipa	Patuakhali	2,753	2,000	25.70	6	16	24	4.00	14,851
16	47/2	Kalapara	Patuakhali	2,065	1,850	17.55	3	6	30	4.25	5,411
17	48	Kalapara	Patuakhali	5,400	3,715	37.88	8	3	45	5.30	26,260
				<b>100,817</b>	<b>80,574</b>	<b>624</b>	<b>134</b>	<b>244</b>	<b>792</b>		<b>762,960</b>

Source: Project Appraisal Document 2013

### Annex 3: Overview of PMU Staff

PMU Office Mobilization & Contact Numbers

PABX-9899320, 9899373

Fax: +88-02-9899325

#### PMU Staff

SI	Designation	Name of Persons	First Mobilization Date	Mobile Number
1	Project Director	Syed Hasan Imam, PEng.	January 2021	01720 - 015064
	Project Director	Dr. Md. Mizanur Rahman	February 2020	
	Project Director	Mr. Akhil Kumar Biswas	20 Jan 20	01716-362472
	Project Director	Mr. Md. Habibur Rahman	29 Jan 18	01745-650854
	Project Director	Mr. Md. Delwar Hossain	09 Feb 16	01745-650854
	Project Director (former)	Mr. Md. Sarafat Hossain Khan	Nov 2013	01715-038519
2	Deputy Project Director			
5	Executive Engineer	Mohammad Samiul Hoque		0172-6233262
	Project Manager/Executive Engineer Khulna	Mr. Md. Abdul Hannan		01712-101250
6	Project Manager/Executive Engineer Bagerhat	Mr. Mashiur Rahman	Apr-Jun 2017	
7	Deputy Director (Accounts)	A.M.M Farid Uddin Chowdhury		01711-370421
	Additional Director (Account)	Mr. Md. Kabir Ahmed		01712-062333
8	Deputy Director (Audit)	Vacant		
	Sub Divisional Engineer (former)	Mr. Md. Safiqul Islam Sheikh		01734-601836
	Sub Divisional Engineer (former)	Mr. Md. Rezaul Karim		01868-555198
	Sub Divisional Engineer	Mr. Md. Abdullah Al Mamun		01727-002788 01715-145975
9	Assistant Engineer	Md. Salauddin		+88-029899373
	Assistant Engineer	Mr. Md. Samiul Hoque	01 Feb 16	0172-6233262
10	Assistant Engineer	Mr. Md. Mustafizur Rahman	10 Nov 16	0171-5418687
11	Sub Assistant Engineer	Md. Moyez Uddin		
	Sub Assistant Engineer (former)	Mr. Biplob Kumar Gun		01715-007621
12	Sub Assistant Engineer	Mr. Md. Kabirul Islam	16 Feb 14	01711-943281
13	Accountant	Mr. Md. Badarudduza	24 Mar 14	0174-9044491
14	Cashier	Mr. Md. Kajal Hawlader	27 Aug 15	0181-6223451
	Secretary	Ayesha Salam		01816-365597
15	Account Assistant	Mr. Swapan Kumar Sarker		
16	Office Assistant Cum Computer	Md Bellal Hossain		+88-029899373
17	Office Assistant Cum Computer	Md. Jakaria Islam		-
18	Driver	Md. Rashedul Islam Rashed		-
19	Driver	Anup sewli		-
20	Driver	Md. Sumon		-
21	M.L.S.S	Md. Mohiuddin		-
22	M.L.S.S	Shimul Islam		-
23	M.L.S.S	Md. Azad Ali		-
24	M.L.S.S	Md. Alhaj Sheikh		-

Coastal Embankment Improvement Project, Phase I (CEIP-I)

SI	Designation	Name of Persons	First Mobilization Date	Mobile Number
Certain vacancies to be filled once the work commences in Package 02 including the following for each Bagerhat and Barguna: Sub-Divisional Engineer, Assistant Engineer, Assistant Director, Deputy Assistant Engineer, Office Assistant cum Computer Operator and support staff.				
1	IPoE	Dr. Ainun Nishat	23 Mar 15	04478-444093 01819-228245
2	Procurement Specialist	Mr. A.K.M Bodruddoza	21 Nov 13	01718-666946
3	Procurement Panel Chairman (International 1)	Mr. Narayan Sharma	25 Nov 13	
4	Procurement Panel Expert (International 2)	Mr. I.A Khan Daniel Thirion	01 Apr 15 13 Apr 13	
5	Procurement Panel Expert (National)	Mr. Aminul Haque	25 Nov 13	01966-464646
6	Sr. Revenue Specialist	Mr. M. A. Saleque	12 Aug 14	01199-001112
7	Sr. Social Specialist	Mr. Mustafizur Rahman	07 Aug 17	
	Sr. Social Specialist	Mr. Hasanur Rahman	02 Oct 14	01712-780176
8	Financial Management Spec.	Mr. Michael Gomes	24 Apr 17	
	Financial Management Spec. (former)	Mr. Nasser Ahmed	02 Mar 15	01924-274567
9	Sr. Environmental Specialist	Dr. Ashadul Alam	13 Apr 15	01747-215770
10	Sr. Forestry Specialist	Mr. Md. Akbar Hossain	Jul 17	01711-543475
11	IPoE Social Expert	Dr. Hafiza Khatun	Jul 2017	0177-7817001
12	IPoE Panelists (3)	Vacant		
13	Communication Officer	Kamal Najmus Salehin	Jul 2018	

## Annex 4 Project Input: Budget and Disbursements- September 2021

1 US\$= 79 BDT

Annex 4.1: Financial Progress (Expenditures) – Capital Component of the 1st Quarter of the FY 2021-2022 (July- Sep 2021)

All BDT in Lakh Taka ("00,000")

Major items of action	Total Project		Planned for the current FY	Progress							Achieved (%) against		
	BDT	US\$		BDT	Cumulative up to Last FY	Q-1	Q-2	Q-3	Q-4	Current FY	Cumulative up to this Qtr.	Year's Plan	Project Target
			BDT		BDT	BDT	BDT	BDT	BDT	BDT	BDT	BDT	%
<b>1. Acquisition of Assets</b>													
1.a Equipment and goods under Comp. B, C, D (6800)	1,074.60	1,360,253	10.00	723.08	-				-	723.08	-	67.29%	
1.b Afforestation	3,280.00	4,151,899	600.00	1,250.00	200.00				200.00	1,450.00	33.33%	44.21%	
<b>2. Acquisition/Purchase of Land</b>													
2.a Acquisition of Land (544.16 ha)	35,866.70	45,400,886	2,300.00	24,043.99	-				-	24,043.99	-	67.04%	
<b>3. Works Contract Packages 1 to 3</b>													
3.a Construction & Re-constructions of Drainage Structures (7041)	29,052.33	36,775,101	6,000.00	12,800.00	-				-	12,800.00	-	44.06%	
3.b Others (7081)	183,445.39	232,209,354	23,490.00	112,025.56	708.68				708.68	112,734.24	3.02%	61.45%	
<b>4. CD &amp; SD</b>	20.00	25,316	-	-	-	-	-	-		-	-	-	
<b>Sub-total Capital Component</b>	<b>252,739.02</b>	<b>319,922,809</b>	<b>32,400.00</b>	<b>150,842.63</b>	<b>908.68</b>	<b>-</b>	<b>-</b>	<b>-</b>	<b>908.68</b>	<b>151,751.31</b>	<b>2.805%</b>	<b>60.04%</b>	

Source: IMED-05 report September 2021 of CEIP-I

Coastal Embankment Improvement Project, Phase I (CEIP-I)

Annex 4.2 Financial Progress (Expenditures) – Revenue Component of the 1st Quarter of FY 2020-2021 (Jul-Sept 2021)

All BDT in Lakh Taka ("00,000)

Major items of action	Total Project		Planned for the current FY	Progress / Achievement							Achieved (%) against	
				Cumulative up to Last FY	Q-1	Q-2	Q-3	Q-4	Current FY	Cumulative up to this Qtr	Year's Plan	Project Target
	BDT	US\$	BDT	BDT	BDT	BDT	BDT	BDT	BDT	BDT	%	%
<b>1. Implementation of SAP and EMP</b>												
1.a Resettlement / Compensation Payments other than Land Acquisition	12,700.00	16,075,949	350.00	9,708.71	-				-	9,708.71	-	76.45%
1.b Consultancy service to Implement (a) Social afforestation;(6) social action plan (incl. setting up WMOs)	1,987.21	2,515,456	200.00	1,242.52	-				-	1,242.52	-	62.53%
<b>2. Construction Supervision, M&amp;E, Delta Monitoring</b>												
2.a Consultancy Services for Constructin Supervision & Detailed Engineering Design of remaining 12 Polder under CEIP, Phase-1	17,987.94	22,769,544	1800.00	13,130.98	-				-	13,130.98	-	73.00%
2.b Third Party Monitoring & Evaluation (M&E) of overall project implementation. RAP & EMP	3,479.77	4,404,772	500.00	2,256.16	94.74				94.74	2,350.90	18.95%	67.56%
2.c Consultancy Service for Long term monitoring, rescach of Bangladesh Coastal Zone	12,792.03	16,192,443	2300.00	6,242.31	-				-	6,242.31	-	48.80%
<b>3. Project Management, TA, Training, Strategic Studies</b>												
3.a Project management support and audits	5,329.14	6,745,747	440.00	3,041.27	34.75				34.75	3,076.02	7.90%	57.72%
3.b Consultancy Services for Institutional Capacity building, technical assistance and training to BWDB personnel	100.00	126,582	0.00	-	-	-			-	-	-	
3.c Consultancy Services for Feasibility studies and preparation of design for the follow ing Phases of CEIP	4,323.64	5,472,962	2000.00	-	-	-			-	-	-	
<b>4. Overseas Training</b>	500.00	632,911	5.00	302.20	-	-			-	302.20	-	60.44%
<b>5. Honourium/fees/Remuneration</b>	35.00	44,304	5.00	21.04	1.02				1.02	22.06	20.40%	63.03%
<b>Sub-total Revenue Component</b>	<b>59,234.73</b>	<b>74,980,670</b>	<b>7,600.00</b>	<b>35,945.19</b>	<b>130.51</b>	<b>-</b>	<b>-</b>	<b>-</b>	<b>130.51</b>	<b>36,075.70</b>	<b>1.72%</b>	<b>60.90%</b>

Source: IMED-05 report September 2021 of CEIP-I



## Annex 5 Project Input Procurement Status and Plans

### Annex 5.1 Project Input Procurement Status and Plans – Services

At present there are 56 procurement items of service categories (**Packages**). Among them, 11 (eleven) consulting services **has been planned** to be contracted through firms and 45 consulting services would be recruited through individual consultant. “Procurement progress tracking” is discussed below separately: - firms and Individual Consultant (IC).

Consulting Service through Firm: Out of 11, **nine (9)** were contracted out and services are going on. **The procurement of the services under Package No. CEIP-1/D3/S23 is ongoing. Package No. CEIP-1/D2/S22 would not be required.** Detail procurement process statistics are shown in the Tables 5.1a.

Recruitment of Individual Consultant (IC): The recruitment of **23 (twenty three) Individual Consultants (IC) in different positions** is being managed through 45 contract packages. Services of **27 (twenty seven) Packages** have been completed. Procurement process of **3 Packages** was cancelled. **4 Packages (Package No..CEIP-1/D1/S17, Package No..CEIP-1/D1/S18, Package CEIP-1/D1/S24 and CEIP-1/D1/S25)** have been dropped. Recruiting of **11 packages** are under process. Detailed procurement process statistics are shown in Table 5.1b.

**Note:** Amounts shown below in USD converted as follows: 1 USD = 79 BDT and 1 Euro = 94.34 BDT.

Table 5.1a: Procurement Process Tracking Report Consulting Services (Firms) as on 30 September 2021

A. Serial number 1 Package (CEIP-1/A2 & B1/S01) has been divided in 5 Sub-Packages and Procurement Method has been changed from QCBS to CQS (Selection Based of Consultant's Qualification). Details status of procurement of those sub-packages of Package 1 are as Follows:

SI	1									
	1a		1b		1c		1d		1e	
Description of Services	Consultancy service to Implement (a) Social action plan (incl. setting up WMOs) (b) Social afforestation and c) Integrated Pest Management Plan		Consultancy service to Implement (a) Social action plan (incl. setting up WMOs) (b) Social afforestation and c) Integrated Pest Management Plan		Consultancy service to Implement (a) Social action plan (incl. setting up WMOs) (b) Social afforestation and c) Integrated Pest Management Plan		Consultancy service to Implement (a) Social action plan (incl. setting up WMOs) (b) Social afforestation and c) Integrated Pest Management Plan		Consultancy service to Implement (a) Social action plan (incl. setting up WMOs) (b) Social afforestation and c) Integrated Pest Management Plan	
Package No	CEIP-1/A2 & B1/S1-A		CEIP-1/ B2,B3 & C1/S1-B		CEIP-1/ C2/S1-C		CEIP-1/ C3/S1-D		CEIP-1/ D2/S1-E	
Reference #	CEIP-1/A2 & B1/S1-A		CEIP-1/ B2,B3 & C1/S1-B		CEIP-1/ C2/S1-C		CEIP-1/ C3/S1-D		CEIP-1/ D2/S1-E	
Location / District	Khulna		Bagerhat		Pirojpur		Barguna		Patuakhali	
P.P. - Executing Agency:	2014-1-BWDB-BWDB		2014-1-BWDB-BWDB		2014-1-BWDB-BWDB		2014-1-BWDB-BWDB		2014-1-BWDB-BWDB	
Method:	CQS (Consultant Qualifications Selection)		CQS (Consultant Qualifications Selection)		CQS (Consultant Qualifications Selection)		CQS (Consultant Qualifications Selection)		CQS (Consultant Qualifications Selection)	
Estimated / Actual	Estimated	Actual	Estimated	Actual	Estimated	Actual	Estimated	Actual	Estimated	Actual
Amount in US\$	531,232		619,489		459,287		457,830		398,992	
Preparation of ToR	21-Aug-17	21-Aug-17	21-Aug-17	21-Aug-17	21-Aug-17	21-Aug-17	21-Aug-17	21-Aug-17	21-Aug-17	21-Aug-17
NOL on ToR & REoI	24-Aug-17	24-Aug-17	24-Aug-17	24-Aug-17	24-Aug-17	24-Aug-17	24-Aug-17	24-Aug-17	24-Aug-17	24-Aug-17
Approval on TOR and REOI	30-Aug-17	24-Sep-17	30-Aug-17	24-Sep-17	30-Aug-17	24-Sep-17	30-Aug-17	24-Sep-17	30-Aug-17	24-Sep-17
List of NGO from DC	14-Sep-17	02-Nov-17	14-Sep-17	12-Nov-17	14-Sep-17	04-Dec-17	14-Sep-17	01-Nov-17	14-Sep-17	03-Jan-18
Receipt of REoI	01-Oct-17	22-Nov-17	01-Oct-17	27-Dec-17	01-Oct-17	27-Dec-17	01-Oct-17	22-Oct-17	01-Oct-17	
Evaluation of EOI and Approval	31-Oct-17	Completed	31-Oct-17	Completed	31-Oct-17	Completed	31-Oct-17	18-Dec-18	31-Oct-17	18-Dec-18
Receive of Combined Proposal from 1 <sup>st</sup> ranked NGO	07-Nov-17	RFP was issued and last date of proposal submission is 16-Aug-18.	07-Nov-17	RFP was issued and last date of proposal submission is 16-Aug-18	07-Nov-17	RFP was issued and last date of proposal submission is 16-Aug-18 See remarks	07-Nov-17	RFP was issued and last date of proposal submission is 02-Feb-19	07-Nov-17	RFP was issued and last date of proposal submission is 02-Feb-19
Negotiation	28-Nov-17	29-Oct-18 11-Nov-18	28-Nov-17	25-Oct-18	28-Nov-17	19-Nov-18	28-Nov-17	27-Mar-19	28-Nov-17	27-Mar-19
Notification of Intention of Award										

Coastal Embankment Improvement Project, Phase I (CEIP-I)

SI	1									
	1a		1b		1c		1d		1e	
Description of Services	Consultancy service to Implement (a) Social action plan (incl. setting up WMOs) (b) Social afforestation and c) Integrated Pest Management Plan		Consultancy service to Implement (a) Social action plan (incl. setting up WMOs) (b) Social afforestation and c) Integrated Pest Management Plan		Consultancy service to Implement (a) Social action plan (incl. setting up WMOs) (b) Social afforestation and c) Integrated Pest Management Plan		Consultancy service to Implement (a) Social action plan (incl. setting up WMOs) (b) Social afforestation and c) Integrated Pest Management Plan		Consultancy service to Implement (a) Social action plan (incl. setting up WMOs) (b) Social afforestation and c) Integrated Pest Management Plan	
<b>Contract Signature Date</b>		24-Feb-19		24-Feb-19		24-Feb-19		2 May 2019		2 May 2019
<b>Total days of Process</b> (Bid Opening to Contract Signing Date)		192 days		192 days		192 days		259 days		259 days
Commencement of Services		18 Mar 19		18 Mar 19		18 Mar 19				
<b>End of Contract (Completed)</b>										

Coastal Embankment Improvement Project, Phase I (CEIP-I)

SI	1				
	1a	1b	1c	1d	1e
Description of Services	Consultancy service to Implement (a) Social action plan (incl. setting up WMOs) (b) Social afforestation and c) Integrated Pest Management Plan	Consultancy service to Implement (a) Social action plan (incl. setting up WMOs) (b) Social afforestation and c) Integrated Pest Management Plan	Consultancy service to Implement (a) Social action plan (incl. setting up WMOs) (b) Social afforestation and c) Integrated Pest Management Plan	Consultancy service to Implement (a) Social action plan (incl. setting up WMOs) (b) Social afforestation and c) Integrated Pest Management Plan	Consultancy service to Implement (a) Social action plan (incl. setting up WMOs) (b) Social afforestation and c) Integrated Pest Management Plan
Remarks	<p>1<sup>st</sup> Negotiation Meeting was held on 29 October 2018. 2<sup>nd</sup> one was held on 18 November 2018. Negotiation was successful. Purchase Proposal was sent to Ministry on 27 December 2018 for approval.</p> <p>Contract signed on February 24, 2019. The Consultant has commenced the services from March 18, 2019.</p>	<p>1<sup>st</sup> Negotiation Meeting was held on 29 October 2018. 2<sup>nd</sup> was held on 18 November 2018. Negotiation was successful. Purchase Proposal was sent to Ministry on 27 December 2018 for approval.</p> <p>Contract signed on February 24, 2019. The Consultant has commenced the services from March 18, 2019.</p>	<p>RFP was issued to the 1st ranked NGO. The last date of submission of proposal was 16-Aug-18.</p> <p>The 1<sup>st</sup> rank NGO didn't submit the Proposals. So, 2<sup>nd</sup> rank NGO was issued with the RFP on 25-09-18 with deadline for submission up to 21-10-18. The 2<sup>nd</sup> rank NGO submitted Proposals. Technical Proposal was evaluated and the TER was sent to Board on 31-10-2018 for approval.</p> <p>TER approved by DG, BWDB and subsequently negotiation was carried out by TEC with the 2<sup>nd</sup> rank NGO on 18-12-2018. Negotiation was successful. Financial Report and Draft Contract have been submitted to Board on 27 December 2018. Contract signed on February 24, 2019. The Consultant has commenced the services from March 18, 2019.</p>	<p>Only 2 (two) Eols were received. As per World Bank's Guidelines for Procurement of Consultants, PEC recommended for cancellation of the existing process and to go for fresh invitation of REol after obtaining additional list of effectual NGOs from DC, Barguna.. The NGOs that had submitted Eols would be eligible for submission of fresh REol.</p> <p>Additional list of NGO was received from DC, Borguna. REols were issued to the listed NGOs on 23-10-2018 with deadline for submission of Eol is up to 15 November 2018.. Within the deadline 4 (four) Eols were received. Eols were evaluated by the PEC on 18 December 2018. Evaluation Report along with the Draft RFP has been submitted to Board on 27 December 2018 for approval. Draft Contract signed on 08 April, 2019. <b>Contract signed on 02, May 2019. The Consultant commenced the services on 12 May 2019</b></p>	<p>List of effective NGO received from DC Patuakhali but it contains only one (1) NGO. The DC Patuakhali was requested on 07 February 2018, to furnish required numbers of effective NGOs, but yet to be received.</p> <p>List of effectual NGOs was received from DC, Patuakhali.</p> <p>REol was issued to the listed NGOs on 16-10-2018 with deadline for submission of Eol up to 08 November 2018. 4 (four) Nos. Eol were received within the deadline. Eols were evaluated by the PEC on 18 December 2018. Evaluation Report along with the Draft RFP has been submitted to Board on 27 December 2018 for approval. Draft Contract signed on 08 April, 2019. <b>Contract signed on 02, May 2019. The Consultant commenced the services on 12 May 2019.</b></p>

Coastal Embankment Improvement Project, Phase I (CEIP-I)

**B. Details status of procurement of other Packages (Consulting Services - Firm) are as Follows:**

SI	2		3		4		5		6		7	
Description of Services	Consultancy Services for a) Construction Supervision & Detailed Engineering Design for remaining Polders, b) Preparation of EIA of remaining Polders and c) RAP		Third Party Monitoring & Evaluation (M&E) of overall project implementation, RAP, EIA and EMP		Consultancy Services for Long Term a Monitoring, Research and Analysis of Bangladesh Coastal Zone.		Consultancy Services for Institutional Capacity building, technical assistance and training to BWDB personnel		Consultancy Services for Feasibility studies and preparation of design for the following Phases of CEIP		Consultancy Services for conducting Internal Audit of CEIP-1	
Package No	CEIP-1/ B2,B3 & C1/S02		CEIP-1/ C2/S03		CEIP-1/ C3/S04		CEIP-1/ D2/S22		CEIP-1/ D3/S23		CEIP-1/ D1/S26	
Reference #	CEIP-1-6-SBC-CF-CEIP-1/ B2,B3 & C1/S02		CEIP-1-7-SBC-CF-CEIP-1/ C2/S03		CEIP-1-42--CF-CEIP-1/ C3/S04		CEIP-1-40-SBC-CF-CEIP-1/D2/S22		CEIP-1-41-SBC-CF-CEIP-1/D3/S23		CEIP-1/S26	
Location / District	Dhaka		Dhaka		Dhaka		Dhaka		Dhaka		Dhaka	
P.P. - Executing Agency:	2014-1-BWDB-BWDB		2014-1-BWDB-BWDB		2014-1-BWDB-BWDB		2014-1-BWDB-BWDB		2014-1-BWDB-BWDB		2014-1-BWDB-BWDB	
Method:	QBS		QBS				QBS		QBS		QCBS	
Estimated / Actual	Estimated	Actual	Estimated	Actual	Estimated	Actual	Estimated	Actual	Estimated	Actual	Estimated	Actual
Amount in US\$	17,290,228	17,319,577	3,302,646	3,447,175	8,602,564		909,000		5,273,000		15,400.00	
Preparation of ToR		ToR was finalized		ToR was finalized		01-Jan-15	01-Aug-17	Dropped	01-Aug-17	28-May-19	10-Jun-19	10-Jun-19
NOL on ToR							20-Aug-17		20-Aug-17	11-Jun-19	25-Jul-19	25-Jul-19
Advertisement of EoI		19-Jul-13		19-Jul-13		05-May-15	24-Aug-17	N/A	24-Aug-17	31-Dec-19	05-Aug-19	05-Aug-19
Receipt of REoI		22-Aug-13		22-Aug-13		22-Jun-15	25-Sep-17	N/A	25-Sep-17	30-Jan-20	26-Aug-19	26-Aug-19
Evaluation of REoI		Evaluation done		Evaluation done		Evaluation done		N/A		18-May-20	17-Oct-19	13-Oct-19
SL submitted to WB												23-Oct-19
Shortlist gets WB NOL						18-Nov-15						
Preparation of RFP and Short List	20-Jan-14	15-Dec-13	06-Jan-14	15-Dec-13	30-Oct-14		30-Nov-17		30-Nov-17			
No Objection to RFP and Short List	03-Feb-14	28-Jan-14	03-Feb-14	20-Feb-14	20-Nov-14		14-Dec-17		14-Dec-17			
Issuance of RFP	27-Feb-14	19-Feb-14	27-Feb-14	26-Feb-14	30-Nov-14	19-Nov-15	18-Dec-17	N/A	18-Dec-17	28-Jun-20		11-Nov-19
Deadline for proposals & Bid Opening	17-Apr-14	17-Apr-14	12-May-14	08-May-14	29-Jan-15	28-Dec-15	29-Jan-18		29-Jan-18	29-Jul-20		
Technical Evaluation	19-May-14	Evaluation done	30-Jun-14	Evaluation done	31-Mar-15	31-Dec-15	26-Feb-18	N/A	26-Feb-18	15-Aug-2020		02-Mar-20
Technical Evaluation Report submitted to WB				Dec-14			26-Feb-18		26-Feb-18	27-Aug-2020		
No Objection to Technical Evaluation	09-Jun-14		21-Jul-14	Jan-15	30-Apr-15	03-Mar-16	12-Mar-18		12-Mar-18	14-Sep-2020		
Financial proposal opening				05-Apr-15		17-Apr-16	25-Mar-18		25-Mar-18	04-Oct-2020		28-June-2020
Financial evaluation and combined Tech/Fin evaluation report completed							09-Apr-18		09-Apr-18	NA		02-Jul-2020
Combined Evaluation Report submitted to WB							10- Apl-18		10- Apl-18	NA		NA
WB gives NOL on combined evaluation							24- Apl- 18		24- Apl- 18	NA		NA

Coastal Embankment Improvement Project, Phase I (CEIP-I)

SI	2		3		4		5		6		7	
Description of Services	Consultancy Services for a) Construction Supervision & Detailed Engineering Design for remaining Polders, b) Preparation of EIA of remaining Polders and c) RAP		Third Party Monitoring & Evaluation (M&E) of overall project implementation, RAP, EIA and EMP		Consultancy Services for Long Term a Monitoring, Research and Analysis of Bangladesh Coastal Zone.		Consultancy Services for Institutional Capacity building, technical assistance and training to BWDB personnel		Consultancy Services for Feasibility studies and preparation of design for the following Phases of CEIP		Consultancy Services for conducting Internal Audit of CEIP-1	
Package No	CEIP-1/ B2,B3 & C1/S02		CEIP-1/ C2/S03		CEIP-1/ C3/S04		CEIP-1/ D2/S22		CEIP-1/ D3/S23		CEIP-1/ D1/S26	
Final Evaluation and Negotiation	07-Jul-14		25-Aug-14		28-May-15		30-Apr-18		30-Apr-18	NA		02-Jul-2020
Negotiation		21-Aug-14		09-Apr-15		29-Jan-18	07-May-18		07-May-18	20-Dec-2020		02-Jul-20 20
Negotiated draft contract sent to WB		31-Aug-14		19-Apr-15		29-Jan-18	08-May-18		08-May-18	11-Jan-2021		NA
WB gives NOL on draft contract	28-Jul-14	30-Sep-14	15-Sep-14	28-Apr-15	22-Jun-15	25-May-18	20-May-18		20-May-18	17-Jan-2021		NA
GOB Purchasing Committee (CCGP) approval				27-Aug-15		12-Sep-18	10-Jun-18		20-Jun-18			NA
Contract Signature Date	18-Aug-14	30-Dec-14	27-Oct-14	01-Oct-15	08-Sep-15	04-Oct-18	20-Jun-18		30-Jun-18	19-Jul-2021		06-Aug-2020
Total days of Process ( <i>Bid Opening to Contract Signing Date</i> )	123	257	168	511	222		152		162			
Commencement of Services				01-Nov-15								
End of Contract (Completed)	30-Jun-20		30-Jun-20	30 June 2021	30-May-20	30-Jun-20	30-Jun-18		30-Jun-20			
Remarks	<p>Negotiation meeting with 1st ranked Consulting Firm was concluded and minutes were signed on 21 Aug 2015. Draft contract and Financial Evaluation Report was sent to WB on 31 August. NoL received on 30 Sept and Contract was signed on 30 Dec, 2014. Consultants mobilized on 21-Jan-2015.</p> <p>The Consultant is on board and carrying out its assignment.</p>		<p>Negotiation meeting with 1st ranked Consulting Firm was concluded on 09 April, 2015. Draft contract and Financial Evaluation Report was sent to WB on 19 April 2015. NoL received on 28 April and Purchase Proposal was approved by CCGP on 27 August 2015. Contract was signed on 01 Oct, 2015. Consultants mobilized on 01 Nov 2015.</p> <p>The Consultant is on board and carrying out its assignment.</p>		<p>Tax obligation of the Consultant as per RFP, delayed the procurement process that was solved in the meeting held on September 30, 2017. Government of Bangladesh approved the Contract on recommendation of CCGP in its meeting of 12 September 2018. Contract signed on 04 October 2018.</p> <p>The Consultant is on board and carrying out its assignment.</p>		<p>The provision of this Package is planned to use for training purposes of BWDB officer in different renowned Training Institutes in home and abroad.</p> <p>The BWDB has concluded that this service would not be required.</p>		<p>Final negotiation has been done with 2nd ranked of proposal submission. Contract was signed on 19 July 2021 with 2<sup>nd</sup> ranked.</p>		<p>Consultant submitted the Draft Final Report on 01-10-2020. It is now under review by the World Bank.</p>	

**Table 5.1b: Procurement Process Tracking Report Consulting Services (Individual Consultants) as on 30 September 2021**

SI No	1		2			3		4		5	
Description of Services	International Procurement Expert (Panel)		International Technical Expert (Panel)			Procurement Expert (National) for Panel		Procurement Expert (National) for Panel		Individual Consultant as Procurement Specialist PMU (Nat'l)	
Package No	CEIP-1/ D1/S05		CEIP-1/ D1/S06			CEIP-1/ D1/S07		CEIP-1/ D1/S7-A		CEIP-1/ D1/S8	
Reference #	CEIP-1-8-IC-CI-CEIP-1/ D1/S05		CEIP-1-9-IC-CI-CEIP-1/ D1/S06			CEIP-1-10-IC-CI-CEIP-1/ D1/S07				CEIP-1-11-IC-CI-CEIP-1/ D1/S08	
Location / District	Dhaka		Dhaka			Dhaka		Dhaka		Dhaka	
P.P. - Executing Agency:	2014-1-BWDB-BWDB		2014-1-BWDB-BWDB			2014-1-BWDB-BWDB				2014-1-BWDB-BWDB	
Method:	IC		IC			IC		IC		IC	
Estimated / Actual	Estimated	Actual	Estimated	Actual 1 <sup>st</sup>	Actual 2 <sup>nd</sup>	Estimated	Actual	Estimated	Actual	Estimated	Actual
Amount in US\$	1,104,590	0.642 million	1,104,590	0.17 million	0.490 million	225,641	0.111 million; 0.134 million		0.134 million	384,295	0.121 million <sup>[4]</sup> ; 0.054 million <sup>[5]</sup>
Preparation of ToR		Both ToR & EoI Finalized		Both ToR & EoI Finalized			ToR Finalized				ToR & REoI Finalized
NOL to the TOR	14-Oct-13	27-Jul-13	31-Oct-13	31-Jul-13		31-Oct-13	11-Jun-13		25/02/2016	31-Oct-13	02-Jul-13
Advertisement of EoI		31-Jul-13		06-Aug-13			No Advertisement		N/A		28-Jul-13
Receipt of REoI		25-Aug-13		29-Aug-13			Only CV of were collected	N/A	N/A		20-Aug-13
Evaluation of REoI		Evaluated and concurred by WB		Evaluation done			Evaluated and concurred by WB	N/A	N/A		Evaluated
Shortlist submitted to WB											
Shortlist gets WB NOL											
Combined Evaluation Report submitted to WB											concurred by WB
WB gives NOL on combined evaluation											
Negotiation											
Negotiated draft contract to WB									10/04/2016		
WB gives NOL- draft contract											
Contract Signature Date	31-Dec-13	25-Nov-13	30-Jan-14	05-Mar-14	13-Apr-15	31-Dec-13	25-Nov-13		14/06/2016	31-Dec-13	23-Nov-13; 14-Mar-17; 03-May-18; 14-Jan-19
Total days of Process		92		188							93
End Date of Activity	28-Feb-17		31-Mar-18			30-Jun-18			30/06/2018		13-Jun-20
Remarks	Contract Agreement between BWDB and Mr. Narayan D. Sharma was signed on 25 Nov, 2013. Contract Agreement was sent to WB. Period of contract expired on 30 October 2016 which was extended up to 31 January 2017. 3rd time extension up to 28-02-2018 with increase of inputs by 50		Original Contract with Mr. Daniel ended on March 04, 2015. He expressed his unwillingness to continue his service in CEIP-1, Bangladesh. So, fresh Contract was initiated. Fresh Contract with Mr. I.A.			Mr. M. Aminul Haque signed Contract Agreement on 25 Nov, 2013. Allotted 300 days input of Mr. Haque was consumed in October 2015.		Fresh contract for 200 days was signed on 14 June 2016 over a period of 32 (thirty-two) months [FY 2015-2016 to FY 2017-2018]. Contract		Original Contract with Mr. A.K.M. Bodruddoza ended on 31 October 2016.	

Coastal Embankment Improvement Project, Phase I (CEIP-I)

SI No	1	2	3	4	5
Description of Services	International Procurement Expert (Panel)	International Technical Expert (Panel)	Procurement Expert (National) for Panel	Procurement Expert (National) for Panel	Individual Consultant as Procurement Specialist PMU (Nat'l)
Package No	CEIP-1/ D1/S05	CEIP-1/ D1/S06	CEIP-1/ D1/S07	CEIP-1/ D1/S7-A	CEIP-1/ D1/S8
	days has been approved. Contract was completed on February 28, 2018	Kahn entered on April 13, 2015 and completed on April 30, 2018.		was completed on June 30, 2018	



Coastal Embankment Improvement Project, Phase I (CEIP-I)

SI No	6	7	8	9	10			11	
Description of Services	Individual Consultant as Procurement Specialist PMU (National)- 1 No				Individual Consultant as Financial Management Specialist (National)			Individual Consultant as Financial Management Specialist (National)- 1 No	
Package No	CEIP-1/ D1/S8-A	CEIP-1/S8-B	CEIP-1/S8-C	CEIP-1/S8-D	CEIP-1/ D1/S09			CEIP-1/ D1/S9-A	
Reference #					CEIP-1-27-IC-CI-CEIP-1/D1/S09				
Location / District					Dhaka				
P.P. - Executing Agency:					2014-1-BWDB-BWDB				
Method:	IC	IC	IC	IC	IC			IC	
Estimated / Actual	Actual	Actual	Actual	Actual	Estimated	Actual 1 <sup>st</sup>	Actual 2 <sup>nd</sup>		
Amount in US\$	0.054 million	0.051 million	0.092 million	0.142 million	247,000	0.113 million	0.101 million	0.0289 million	
Preparation of ToR				20/06/2020		Fresh REol	Fresh REol		
NOL to the TOR	18/11/2016	08/11/2017	04/10/2018	25/06/2020	31-Dec-13	11-Dec-13		28/08/2019	
Advertisement of Eol	Procured through SSS Basis	Procured through SSS Basis	Procured through SSS Basis	Procured through SSS Basis		03-Nov-14	16-Mar-16	N/A	
Receipt of REol	N/A	N/A	N/A	N/A		01-Dec-14	14-Apr-16	N/A	
Evaluation of REol	N/A	N/A	N/A	N/A		Evaluated	Evaluated	N/A	
Shortlist submitted to WB				N/A					
Shortlist gets WB NOL				N/A					
Combined Evaluation Report submitted to WB				N/A					
WB gives NOL on combined eval'n Negotiation				N/A		by WB	13-Apr-17		
Negotiated draft contract to WB	13/02/2017	10/04/2018	17/12/2018	N/A				27/09/2019	
WB gives NOL- draft contract				N/A					
Contract Signature Date	14/03/2017	03/05/2018	14/01/2019	31-Dec-2020	29-May-14	02-Mar-15	24-Apr-17	27/09/2019	
Total days of Process (Bid Opening to Contract Signing Date)						187	375		
End Date of Activity	31/10/2017				30-Oct-19		31-Oct-19		
Remarks	Fresh contract for 12 months was signed on 14 March, 2017 with retroactive commencement date from 01 November 2016 for 1 year.	2nd contract with Mr. A.K.M. Bodruddoza for a period of 12 months commencing from 01 November 2017, was signed. Contract ended on 31 October 2018.	3rd fresh Contract with Mr. A.K.M. Bodruddoza was signed on 14-Jan-2019 for 18 months from 1-Nov-2018.	Procurement in process through Direct Selection Method. Draft Contract signed on 27-07-2020.  Signing of Contract is awaiting approval of RDPP	The original Consultant Mr. Md. Nasser Ahmed signed a Contract Agreement on 02 March, 2015 but he resigned on 29 Feb.2016. So, fresh Contract was initiated. Fresh 35 REol were received on 14 April 2016. Negotiation with 3rd ranked candidate Mr. Michael Gomes was carried out by PEC on 06 April 2017 and contract with Mr. Michael Gomes was signed on 24-04-2017. The contract ended on 29-09-2019 and recruitment of a replacement is underway.	Selected on Direct Selection Method upon WB's approval. Draft contract was signed on 09-09-2019. It was expected to sign the contract by 27-9-2019. The Consultant expressed his unwillingness on 24 Sep 2019 to work in CEIP-1, on the plea on getting better offer. This Package cancelled and other Package No..CEIP-1/D1/S9A has been created and World Bank provided NoL to it. But this Package ultimately dropped.			

Coastal Embankment Improvement Project, Phase I (CEIP-I)

SI No	12		13	14		15		16		17
Description of Services	Individual Consultant as Financial Management Specialist (National)- 1 No		Individual Consultant as Sr. Environment Specialist (PMU/Dhaka)	Individual Consultant as Sr. Environment Specialist (PIU/Dhaka)- 1 No		Individual Consultant as Sr. Environment Specialist (PIU/Dhaka)- 1 No		Individual Consultant as Sr. Environment Specialist (PIU/Dhaka)- 1 No		Individual Consultant as Sr. Environment Specialist (PIU/Dhaka)- 1 No
Package No	CEIP-1/ D1/S9A		CEIP-1/ D1/S9-B	CEIP-1/ D1/S10		CEIP-1/ D1/S10-A		CEIP-1/ D1/S10A		CEIP-1/ D1/S10-B
Reference #				CEIP-1-28-IC-CI-CEIP-1/D1/S10						
Location / District				Dhaka						
P.P. - Executing Agency:				2014-1-BWDB-BWDB						
Method:	IC		IC	IC		IC		IC		
Estimated / Actual	Estimated	Actual	Actual	Estimated	Actual	Estimated	Actual	Estimated	Actual	
Amount in US\$		0.045 m	0.142 million	212,000	0.101 million		0.08 million		0.08 million	0.142 million
Preparation of ToR			20/06/2020		ToR & REOI finalized				28/10/2018	20/06/2020
NOL to the TOR		29/10/2019	25/06/2020	24-Jun-14			04/06/2018		12/11/2018	25/06/2020
Advertisement of EoI		N/A	25-01-2021		21-Oct-14		N/A		06/12/2018	05/08/2020
Receipt of REoI		15/12/2019	31-01-2021		18-Nov-14		N/A		24/12/2018	10/08/2020
Evaluation of REoI		22/12/2019	15-02-2021 (Exp.)		Evaluated		N/A		28/01/2019	07-09-2020
Shortlist submitted to WB			NA							NA
Shortlist gets WB NOL			NA							NA
Combined Evaluation Report submitted to WB			NA							NA
WB gives NOL on combined evaln			NA		WB concurred					NA
Negotiation			28-02-2021 (exp.)							11/10/2020
Negotiated draft contract to WB		20/02/2020					09/07/2018		15/02/2019	NA
WB gives NOL- draft contract			15-03-2021 (exp.)							NA
Contract Signature Date		23/02/2020	23-09-2021	27-Nov-14	13-Apr-15		08/10/2018		12/03/2019	31-Dec-2020 (Exp.)
Total days of Process (Bid Opening to Contract Signing Date)					146					
End Date of Activity										
Remarks	Procurement through 3 CV Approach is in process. Due to COVID-19 situation, procurement could not be completed. Ultimately this procurement was cancelled		Procurement done through Limited Market Approach Method. Expert commenced work 30-Sep-21	Dr. Md. Asadul Alam signed contract on 13-Apr-2015 and continued upto 19-Jun-2018.		The Consultant failed to sign the contract within the final extended time up to 15 Oct 18. So, after obtaining permission from WB, fresh procurement in processes under Pkg No..CEIP-1/D1/S10A. This Pkg has been cancelled in STEP		Contract completed		Procurement in process through Limited Market Approach Method. Draft Contract signed on 11-10-2020. Signing of Contract is awaiting approval of RDPP  Contract completed

Coastal Embankment Improvement Project, Phase I (CEIP-I)

SI No	18			19		20	21		22		23
Description of Services	Individual Consultant as Sr. Social Specialist (PMU/Dhaka)			Individual Consultant as Sr. Social Specialist (PIU/Dhaka)- 1 No		Individual Consultant as Sr. Social Specialist (PIU/Dhaka)- 1 No	Individual Consultant as Sr. Forestry Specialist (PMU/Dhaka)		Individual Consultant as Sr. Forestry Specialist (PIU/Dhaka)- 1 No		Individual Consultant as Sr. Forestry Specialist (PIU/Dhaka)- 1 No
Package No	CEIP-1/ D1/S11			CEIP-1/ D1/S11-A		CEIP-1/ D1/S11-B	CEIP-1/D1/S12		CEIP-1/D1/S12-A		CEIP-1/ D1/S12-B
Reference #	CEIP-1-29-IC-CI-CEIP-1/D1/S11						CEIP-1-30-IC-CI-CEIP-1/D1/S12				
Location / District	Dhaka						Dhaka				
P.P. - Executing Agency:	2014-1-BWDB-BWDB						2014-1-BWDB-BWDB				
Method:	IC			IC			IC		IC		
Estimated / Actual	Estimated	Actual 1 <sup>st</sup>	Actual 2 <sup>nd</sup>	Estimated	Actual		Estimated	Actual	Estimated	Actual	
Amount in US\$	212,000	0.0884 mio	0.0648 mio		0.041 million	0.142 million	212,000	0.083 million		0.0359 million	0.142
Preparation of ToR		ToR & REOI finalized	19-Jan-17			20/06/2020		01-Jan-17			20/06/2020
NOL to the TOR	29-Apr-14	15-Apr-14	25-Jan-17		25/07/2019	25/06/2020	29-Dec-15	12-Jan-17		03/07/2019	25/06/2020
Advertisement of EoI		21-Apr-14	14-Mar-17		N/A	03/08/2020		14-Mar-17		N/A	03/08/2020
Receipt of REOI		15-May-14	12-Apr-17		N/A	08/08/2020		12-Apr-17		N/A	08/08/2020
Evaluation of REOI		Evaluated	23-May-17		N/A	11/10/2020		23-May-17		N/A	11/10/2020
Shortlist submitted to WB						N/A					N/A
Shortlist gets WB NOL						N/A					N/A
Combined Evaluation Report submitted to WB						N/A					N/A
WB gives NOL on combined evaln		WB concurred				N/A					N/A
Negotiation						15/11/2020					15/11/2020
Negotiated draft contract to WB					06/08/2019	N/A				06/08/2019	
WB gives NOL- draft contract						N/A					
Contract Signature Date	17-Jul-14	02-Oct-14	02-Aug-17		15/09/2019	31-Jan-2021(exp.)	28-Apr-16	02-Aug-17		25/08/2019	06/09/2020
Total days of Process (Bid Opening to Contract Signing Date)		140	147					71			
End Date of Activity		03-Jan-17	19-Sep-19					01-Aug-19			
Remarks	Mr. Md. Hasanur Rahman signed a Contract Agreement on 02-Oct-2014 and resigned on 03-Jan-2017. Fresh contract was entered into with Mr. Mustafizur Rahman and the contract ended on 17-09-2019.			Selected on Direct Selection Method after obtaining WB concurrence.  Contract completed		After approval of RDPP, 2nd position of this specialist to be done soon	Contract completed		Selected on Direct Selection Method after obtaining WB's concurrence.  Contract completed.		Procurement through Limited Market Approach Method. Draft Contract signed on 15/11/2020. Signing of Contract is awaiting approval of RDPP.

Coastal Embankment Improvement Project, Phase I (CEIP-I)

SI No	24			25	26		27	28	29	30
Description of Services	Individual Consultant as Communication officer (PMU/Dhaka) -1 No			Individual Consultant as Senior Revenue Officer (PMU/Dhaka)	Individual Consultant as Senior Revenue Officer (PIU/Dhaka) - 1 No					
Package No	CEIP-1/ D1/S13			CEIP-1/ D1/S13-A	CEIP-1/ D1/S14		CEIP-1/ D1/S14-A	CEIP-1/ D1/S14-B	CEIP-1/ D1/S14-C	CEIP-1/ D1/S14-D
Reference #	CEIP-1-31-IC-CI-CEIP-1/D1/S13				CEIP-1-32-IC-CI-CEIP-1/D1/S14					
Location / District	Dhaka				Khulna					
P.P. - Executing Agency:	2014-1-BWDB-BWDB				2014-1-BWDB-BWDB					
Method:	IC				IC		IC	IC	IC	
Estimated / Actual	Estimated	Actual 1 <sup>st</sup> & 2 <sup>nd</sup>	Actual 3 <sup>rd</sup>		Estimated	Actual				
Amount in US\$	131,000	0.067 million		0.13 million	131,000	0.0847 million	0.0644 million	0.059 million	0.035 million	0.142
Preparation of ToR		ToR & REOI finalized		20/06/2020		Prepared				20/06/2020
NOL to the TOR	17-Aug-14			25/06/2020	23-Dec-13	22-Dec-13	19-12-16 & 28-12-16	16-05-18 & 24-05-18	11-Aug-19	25/06/2020
Advertisement of EoI		23-Nov-14 (1 <sup>st</sup> ); 24-Jan-16 (2 <sup>nd</sup> )		03/08/2020		30-Dec-13	N/A	N/A	N/A	22/07/2020
Receipt of REoI		15-May-15 (1 <sup>st</sup> ) 24-Feb-16 (2 <sup>nd</sup> )	30-Jun-17	08/08/2020		06-Feb-14	N/A	N/A	N/A	28/07/2020
Evaluation of REoI		Evaluated	Evaluated	11/10//2020		Evaluated	N/A	N/A	N/A	07-09-2020
Shortlist submitted to WB				N/A						NA
Shortlist gets WB NOL				N/A						NA
Combined Evaluation Report submitted to WB		concurring by WB	concurring by WB	N/A		concurring by WB				NA
WB gives NOL on combined evaluation				N/A						NA
Negotiation			10-Apr-18	15/11/2020						11/10/2020
Negotiated draft contract to WB				N/A			27-Apr-17	09-Jul-18	12-Sep-19	NA
WB gives NOL- draft contract		19-Oct-17		N/A						NA
Contract Signature Date	31-Dec-14	Did not take place	01-Jul-18	31-Jan-2021 (exp.)	29-May-14	12-Aug-14	10-Dec-07	25-Jul-18	09-Oct-19	31-Dec-2020 (Exp.)
Total days of Process			366			187				
End Date of Activity			30-Jun-20			22-Dec-16				
Remarks	Two (2) EOI were earlier received at first invitation. So, fresh EOI was invited and 6 Nos. were received on 24 February 2016. Contract Agreement between BWDB and Mr. A K M Rahmat Ali Howlader was signed on 28 March 2017. But he didn't join. Negotiation with 2nd candidate failed. So, fresh procurement was initiated through collection of CVs as per suggestions of WB. Draft Contract with 1 <sup>st</sup> ranked candidate was signed on 19 Oct 2017, but Mr. Akhtaruzzaman didn't sign the contract due to his personal problems. The 2 <sup>nd</sup> ranked candidate Mr. Aktar Uddin was invited on 08 March 2018 to attend contract negotiation meeting on 14 March 2018. But he didn't attend. Consequently,			Procurement via Limited Market Approach Method. Draft Contract signed on 15/11/2020. Signing of Contract is awaiting approval of RDPP.	Contract Agreement between BWDB and Mr. M A Saleque was signed on 12 Aug, 2014. Contract ended on 22 Dec 2016.		In order to keep continuation of the services of land acquisition and other related activities, the services of Mr. M A Saleque procured on sole source basis under a fresh Contract for 18 months that ended on 22-Jun-2018.	Another fresh contract with Mr. M.A. Saleque on Single Source Selection (SSS) Method for a period of 15 months was signed on 25 July 2018. Consultant is on board. The Contract ended on 08-10-2019	Mr. M.A. Saleque was selected as fresh contract on Direct Selection Method on obtaining WB's concurrence. Contract completed.	Procurement in process through Limited Market Approach Method. Draft Contract signed on 11/10/2020. Signing of Contract is awaiting approval of RDPP.

Coastal Embankment Improvement Project, Phase I (CEIP-I)

on obtaining WB's concurrence, the 3 <sup>rd</sup> ranked candidate Mr. Kamal Najmus Salehin was negotiated on 10 April 2018 and contract was signed on 01 July 2018. <b>Contract completed</b>				
---	--	--	--	--

Coastal Embankment Improvement Project, Phase I (CEIP-I)

SI No	31		32	33	34		35	36	37	
Description of Services	Individual Consultant as Social Specialist/Economist (PMU/Field) - 1 No			Individual Consultant as Environment Specialist (PIU/Field)- 1 No				IPoE for Coastal Morphologist and Estuarine/Tidal Hydraulics Expert		
Package No	CEIP-1 /D1/S15		CEIP-1/ D1/S15-A	CEIP-1/ D1/S15-B	CEIP-1/ D1/S16		CEIP-1/ D1/S16-A	CEIP-1/ D1/S16-B	CEIP-1/ D1/S17	
Reference #	CEIP-1-33-IC-CI-CEIP-1/D1/S15				CEIP-1-34-IC-CI-CEIP-1/D1/S16				CEIP-1-35-IC-CI-CEIP-1/D1/S17	
Location / District	Khulna				Khulna				Dhaka	
P.P. - Executing Agency:	2014-1-BWDB-BWDB				2014-1-BWDB-BWDB				2014-1-BWDB-BWDB	
Method:	IC		IC		IC			IC	IC	
Estimated / Actual	Estimated	Actual			Estimated	Actual			Estimated	Actual
Amount in US\$	131,000	0.0578 million	0.0257 million	0.13	131,000	0.0481 million		0.021 million	0.13	181,600
Preparation of ToR		01-Jan-17		20/06/2020		Prepared			20/06/2020	28-Nov-16
NOL to the TOR	24-Sep-14	03-Jan-17	03-Jul-19	25/06/2020	24-Sep-14	28-Dec-16		18-Aug-19	25/06/2020	24-Sep-14
Advertisement of EoI		14-Mar-17	N/A	22/07/2020		12-Feb-17		N/A	22/07/2020	30-Jul-17
Receipt of REoI		12-Apr-17	N/A	28/07/2020		14-Mar-17		N/A	28/07/2020	14-Sep-17
Evaluation of REoI			N/A	07-09-2020				N/A	07-09-2020	
Shortlist submitted to WB				NA					NA	
Shortlist gets WB NOL				NA					NA	
Combined Evaluation Report submitted to WB				NA		N/A			NA	
WB gives NOL on combined evaluation				NA					NA	
Negotiation				11/10/2020					11/10/2020	
Negotiated draft contract to WB			06-Aug-19	NA		07-Sep-17		18-Sep-19	NA	
WB gives NOL- draft contract				NA		05-Oct-17			NA	
Contract Signature Date	31-Dec-14	20-Jul-17	25-Aug-19	31-Dec-2020 (Exp.)	31-Dec-14	30-Oct-17		29-Oct-19	31-Dec-2020 (Exp.)	31-Dec-14
Total days of Process (Bid Opening to Contract Signing Date)		100				231				
End Date of Activity	30-Jun-17	19-Jul-19			30-Jun-17	29-Oct-19				30-Jun-20
Remarks	EoI received on 12 April 2017 and evaluated. The contract was signed on 20-Jul-17 and the contract is ended on 27-Jul-2019.		Selected on Direct Selection Method after obtaining WB's concurrence. Contract completed	Procurement in process through Limited Market Approach Method. Draft Contract signed on 11/10/2020. Signing of Contract is	EoI received on 14 March 2017. Only 2 (two) applications were received. PEC in its meeting on 06 April 2017, recommended for fresh invitation. WB suggested to collect CVs through direct approach and to evaluate including the 2 EoIs received earlier. Procurement completed and the Consultant		Selected on Direct Selection Method after obtaining WB's concurrence. Contract is signed on 29-10-2019 with Mr. Amir Faizal. The consultant on Board. Contract completed	Procurement in process through Limited Market Approach Method. Draft Contract signed on 11/10/2020. Signing of Contract is	PMU, CEIP-1 with the assistance of existing IPoE member, TL-DSC and TL-M&EC, has reviewed the ToR of the remaining four IPoE members and are of the opinion that positions of Coastal, Estuarine and River Morphologist and Sediment/Tidal Management Expert might be merged and named as Coastal Morphologist and Estuarine/Tidal Hydraulics Expert. Accordingly, restructured proposal was sent to WB on	

Coastal Embankment Improvement Project, Phase I (CEIP-I)

		awaiting approval of RDPP.	is on board from 30-Oct-2017 and Contract ended on 29-Oct-2019.		awaiting approval of RDPP.	28 Sept 2016. WB accepted the proposal on 07 Nov 2016. It is opted that the IPOE would not be required.
--	--	----------------------------	---	--	----------------------------	---

Coastal Embankment Improvement Project, Phase I (CEIP-I)

SI No	38		39		40		41		42		43
Description of Services	IPoE for Hydrodynamics & Coastal Modeling Expert		IPoE for Design Expert in Embankment and Hydraulic Structures		IPoE for Social Expert		IPoE for Social Expert		IPoE for Environment, Water Management and Polder Expert		
Package No	CEIP-1/ D1/S18		CEIP-1/ D1/S19		CEIP-1/ D1/S20		CEIP-1/ D1/S20-A		CEIP-1/ D1/S21		CEIP-1/ D1/S21
Reference #	CEIP-1-36-IC-CI-CEIP-1/D1/S18		CEIP-1-37-IC-CI-CEIP-1/D1/S19		CEIP-1-38-IC-CI-CEIP-1/D1/S20		CEIP-1-38-IC-CI-CEIP-1/D1/S20		CEIP-1-39-IC-CI-CEIP-1/D1/S21		
Location / District	Dhaka		Dhaka		Dhaka		Dhaka		Dhaka		
P.P. - Executing Agency:	2014-1-BWDB-BWDB		2014-1-BWDB-BWDB		2014-1-BWDB-BWDB		2014-1-BWDB-BWDB		2014-1-BWDB-BWDB		
Method:	IC		IC		IC		IC		IC		
Estimated / Actual	Estimated	Actual	Estimated	Actual	Estimated	Actual	Estimated	Actual	Estimated	Actual	Actual
Amount in US\$	181,600		165,000		165,000	0.124 million	0.138 million		165,000	0.154 million	0.138 million
Preparation of ToR		28-Nov-16		01-Jan-17		Prepared				10-Dec-14	
NOL to the TOR		13-Dec-16	24-Sep-14	19-Jan-17	24-Sep-14	07-Nov-16	01-Apr-2021		24-Sep-14	08-Jan-15	01-Apr-2021
Advertisement of EoI		30-Jul-17		30-Jul-17		N/A	15-Apr-2021			N/A	15-Apr-2021
Receipt of REoI		14-Sep-17		14-Sep-17		N/A	22-Apr-2021			N/A	22-Apr-2021
Evaluation of REoI						N/A	30-Apr-2021			09-Feb-15	30-Apr-2021
Shortlist submitted to WB							N/A				N/A
Shortlist gets WB NOL							N/A				N/A
Combined Evaluation Report submitted to WB							N/A				N/A
WB gives NOL on combined evaluation							N/A				N/A
Negotiation							15-May-2021				15-May-2021
Negotiated draft contract to WB						31-May-17	N/A				N/A
WB gives NOL- draft contract						07-Jun-17	N/A			09-Mar-15	N/A
Contract Signature Date			31-Dec-14		31-Dec-14	17-Jul-17	30-May-2021		31-Dec-14	23-Mar-15	30-May-2021
Total days of Process (Bid Opening to Contract Signing Date)											
End Date of Activity	30-Jun-20				30-Jun-20	30-Jun-20			30-Jun-20	31-Jan-18	
Remarks	Proposal for inclusion of one new IPoE member as "Hydrodynamic and Coastal Modelling Expert" was sent to WB on 28 September 2016. WB accepted the proposal on 07 November, 2016. It is opted that the IPOE would not be required.		ToR was sent to WB on 1-Jan-17. Bank approved ToR on 19 January 2017. It is opted that the IPOE would not be required.		WB provided NoL on ToR on 07 November 2016 and concurred 3 CV approach for the selection of the social IPOE on 28 November 2016. Contract completed		Presently IPoE is not required		Contract completed		Presently IPoE is not required



Coastal Embankment Improvement Project, Phase I (CEIP-I)

SI No	44		45	
Description of Services	Accounting and Financial Management System Specialist (AFMSS) (National)		Procurement of Individual Consultant as Information Technology Specialist (ITS) (National)	
Package No	CEIP-1/ D1/S24		CEIP-1/ D1/S25	
Reference #				
Location / District	Dhaka		Dhaka	
P.P. - Executing Agency:				
Method:	IC		IC	
Estimated / Actual	Estimated	Actual	Estimated	Actual
Amount in US\$				
Preparation of ToR				
NOL to the TOR		14-Feb-16		14-Feb-16
Advertisement of EoI		Through collection of 3 CVs		Through collection of 3 CVs
Receipt of REoI		10-Mar-16		10-Mar-16
Evaluation of REoI				
Shortlist submitted to WB				
Shortlist gets WB NOL				
Combined Evaluation Report submitted to WB				
WB gives NOL on combined evaluation				
Negotiation				
Negotiated draft contract to WB				
WB gives NOL- draft contract				
Contract Signature Date				
Total days of Process (Bid Opening to Contract Signing Date)				
End Date of Activity				
Remarks	This is a new Package concurred by World Bank and entered into Revised Procurement Plan (PP- 2016-1). But it was decided that this service will be procured through GoB's revenue budget. This Package was dropped.		This is a new Package concurred by World Bank and entered into Revised Procurement Plan (PP- 2016-1). But it was decided that this service will be procured through GoB's revenue budget. This Package was dropped.	

**Annex 5.2a: Procurement Status and Plans - Works**

As per the DPP, there are 4 packages of Works under the project. But these packages were reviewed and decided that works contract will be three packages. Package-01 and Package-02 have already been contacted out. Package-03 is yet to initiate due to shortfall of fund.

Detail status of procurement of works as on **30 September 2021** is described below:

SI. No	1		2 (Revs.)		3 (Revs.)		4
<b>Description of Works</b>	Rehabilitation / Reconstruction & Upgrading of Polder 32, 33, 35/1 and 35/3 under CEIP-1.		1 Rehabilitation and upgrading of Polder 14/1, 15, 16, 17/1, 17/2 & 23 (Actual Nos. of Polder in package are 39/2C, 40/2, 41/1, 43/2C, 47/2 and 48)		2Rehabilitation and upgrading of Polder 48,47/2 & 43/2C (Actual Nos. of Polder in this Package are 14/1, 15, 16, 17/1, 17/2, 23 & 34/3)		3Rehabilitation and upgrading of Polder 40/2, 41/1, 34/3 and 39/2C
Package No	CEIP-1/W-1		CEIP-1/W-2 (revised)		CEIP-1/W-3 (revised)		
Reference #	CEIP-1-12-LPIPQ-O-CEIP-1/W-01		CEIP-1-13-LPIPQ-O-CEIP-1/W-02 (Rvsd.)		CEIP-1-13-LPIPQ-O-CEIP-1/W-03 (Rvsd.)		
Districts	Khulna		Patuakhali, Barguna and Pirojpur				
P.P. - Executing Agency:	2014-1-BWDB - BWDB		2014-1-BWDB - BWDB		2014-1-BWDB - BWDB		
Method:	ICB with post-qualification 4		ICB with post-qualification		ICB		
Estimated / Actual	Estimated	Actual	Estimated	Actual	Estimated	Actual	
Amount in US\$	104,276,026.00	88,216,800.37 <sup>5</sup>	150,355,767.20	137,969,172.60 <sup>6</sup>	86.66 million USD		
Preparation of Document							
Tender Docs Submitted to WB		02-Mar-15		14-Oct-15, 09-Nov-15			
Bank's NOL	30-Jun-14	09-Mar-15	03-Jan-16	03-Dec-15			
Publication / Invitation	15-Jul-14	10-Mar-14	10-Jan-16	04-Dec-15			
Deadline tenders & Bid Opening	14-Sep-14	25-May-15	14-Mar-16	24-Mar-16			
Evaluation of Bids	18-Oct-14	13-Jun-15	18-Apr-16	19-Jun-16			
WB gives NOL on evaluation		19-Jul-15		04-Aug-16			
Negotiated draft contract sent to WB							
No Objection to Evaluation Report	10-Nov-14		09-May-16				
GOB Purchasing Committee approval		09-Sep-15		20-Aug-16			
Issuing NOA		21-Sep-15		15-Dec-16			
Contract signed	09-Jan-15	01-Nov-15	28-Jun-16	08-Mar-17			
Advance Issued							
Commencement of Services		26-Jan-16		12-Jul-17			
Total days of Process	117	160	106	349			
End of Contract (Completed)	31/12/2017	25-Jan-19	30/06/2018	11-Jan-21			

<sup>1</sup> Nos. of Polders for this Package have been changed as '39/2C, 40/2, 41/1, 43/2C, 47/2 and 48' instead of previously included Nos of '14/1,15,16,17/1,17/2 & 23'

<sup>2</sup> All the three (3) Polders of this Package (43/2C, 47/2 and 48) have been included under Package No CEIP-1/W-02. So, this Package has been rearranged in terms of inclusion new Polders from Package #2 and # 4

<sup>3</sup> Out of four (4) Polders, three (3) (40/2, 41/1 and 39/2C) have been included under Package CEIP-1/W-02. The remaining one (1) is included in Package #3 and this Package has been declared void.

<sup>4</sup> Method has been changed from ICBPQ (International Competitive Bidding with pre-qualification) to ICB (with post qualification)

<sup>5</sup> Original Contract Value of W-01 is BDT 6,969,127,229.

<sup>6</sup> Original Contract Value of W-02 is BDT 10,899,564,634.65.

Coastal Embankment Improvement Project, Phase I (CEIP-I)

Sl. No	1	2 (Revs.)	3 (Revs.)	4
<b>Description of Works</b>	Rehabilitation / Reconstruction & Upgrading of Polder 32, 33, 35/1 and 35/3 under CEIP-1.	<sup>1</sup> Rehabilitation and upgrading of Polder 14/1, 15, 16, 17/1, 17/2 & 23 (Actual Nos. of Polder in package are 39/2C, 40/2, 41/1, 43/2C, 47/2 and 48)	<sup>2</sup> Rehabilitation and upgrading of Polder 48,47/2 & 43/2C (Actual Nos. of Polder in this Package are 14/1, 15, 16, 17/1, 17/2, 23 & 34/3)	<sup>3</sup> Rehabilitation and upgrading of Polder 40/2, 41/1, 34/3 and 39/2C
Package No	CEIP-1/W-1	CEIP-1/W-2 (revised)	CEIP-1/W-3 (revised)	
Remarks	7 Nos. Bids were received and M/S The First Engineering Bureau of Henan Water Conservancy of China was awarded the contract. Contract was signed on 01 Nov 2015. Works are going on.	7 Nos. Bids were received. Chongqing International Construction Corporation was awarded with the Contract. Contract was signed on 08 March 2017 and Notice to Commence issued on 12 July 2017. <b>Works are going on.</b>	Due to shortfall of fund, it is being discussed whether to drop this package. Meanwhile, the activities of this Package have been limited up to preparation of bidding document.	This Package is treated to be void since the polders under this package have been incorporated in the packages 2 & 3 (re-arranged)

### Annex 5.3a: Procurement Status and Plans - Goods

As per the DPP, 14 items of Goods would be procured. Among them, procurement for the 7 items were deferred as per the statement of “Status of Procurement” as on **30 September 2021**, which is described below:

Contract Approving Authority	Package No	Description of Procurement as per TAPP/DPP Goods	Unit	Quantity	Procurement Method & (Type)	Source of Funds	Estimated Cost/ Contract Price (Million USD)	Invitation for Tender	Signing of Contract	Completion of Contract	Remarks
1	2	3	4	5	6	7	8	9	10	11	12
HOPE	CEIP-1/G-01	Procurement of Motor Vehicles a) 4-WD Jeep/Cross Country (Total 15 Nos.) b) Micro Bus-(Total 2 Nos.)	Lots	Motor Vehicle-10 Nos, Microbus-2 Nos	OTM(ICB)	WB/IDA	0.7500	25-Dec-14	18-Nov-2015 & 07-Jan-2016	January,2016	Contract for 1 No. Microbus (Lot No.2) executed on 18 November 2015 and supply completed. Contract for 10 Nos. 4WD (Lot No.1) vehicle executed on 07 January 2016 and supply completed
PD	CEIP-1/G-02	Procurement of 10(ten) Nos. Motor Cycle (125 CC) with accessories and related Services	Nos.	Motor Cycle-10 Nos	OTM(NCB)	WB/IDA	0.0234	09-Jul-15	04-Oct-15	October,2015	Tender was evaluated by BWDB TEC members. Contract executed on 04 October 2015. Supply completed
PD	CEIP-1/G-03	Procurement of Speed Boat with engine & other accessories (Total 9 nos.)	Nos.	Speed Boat-5 Nos	OTM(NCB)	WB/IDA	0.0609				This Package has been excluded from the RDPP.

Coastal Embankment Improvement Project, Phase I (CEIP-I)

Contract Approving Authority	Package No	Description of Procurement as per TAPP/DPP Goods	Unit	Quantity	Procurement Method & (Type)	Source of Funds	Estimated Cost/ Contract Price (Million USD)	Invitation for Tender	Signing of Contract	Completion of Contract	Remarks
1	2	3	4	5	6	7	8	9	10	11	12
PD	CEIP-1/G-04	Procurement of a) Computer - (Total 35 Nos, Laptop-10+Desktop-25), b) Colour/Black & White Printer-A3/A4 (Total 20 Nos), c) UPS= (Total 25 Nos), d) IPS = 10 Nos with ancillaries	Nos.	Computers - a) Laptop-5 Nos, Desktop-20 Nos, b) Printer-10 Nos, c) UPS-20 Nos, d) IPS = 10 Nos with ancillaries	OTM(NCB)	WB/IDA	0.0650	19-Mar-14	08-Jun-14	June, 2014	3 Tenders received on 09 April, 2014 and Evaluation done. Work Order issued on 12 May 2014. All Desktop Computer, Laptop, Printer, & UPS with Accessories were received 8-Jun-2014.
PD	CEIP-1/G-05	Engineering Equipment- a) Levelling instrument with accessories (Total-10 Nos), Total Station (Total-5 Nos)	Nos.	a) Levelling instrument - 5 Nos.; b) Total Station-3 Nos	OTM(NCB)	WB/IDA	0.0103	09-Jul-15	04-Oct-15	January,2014	Tender was evaluated by BWDB TEC members. Contract executed on 04 October 2015. Supply completed.
PD	CEIP-1/G-06	Office equipment with accessories a) Multimedia Projector (Total 4 Nos), b) Air cooler- (Total-10 Nos), c) PABX Intercom System -1 Set, d) Photocopier 10 Nos. e) Fax- 10 Nos., f) Scanner A3 Size- 4 Nos., g) Spiral Binding machine 4 Nos, h) Plotter A0 Size-1 No	Nos.	a) Multimedia Projector- 2 Nos, b) Aircooler- 5 Nos, c) PABX Intercom System- 1 set d) Photocopier- 5 Nos, e) Fax-4 Nos, f) Scanner-2 Nos, g) Spiral Binding Machine- 2 Nos, h) Plotter A0 Size - 1 No	OTM(NCB)	WB/IDA	0.0280	01-Apr-14	09-Jun-14	June,2014	Tender was evaluated by BWDB TEC members. Work Order issued on 01 June 2014. All office equipment was supplied on 9-Jun-2014
PD	CEIP-1/G-07	Furniture (For Project Director, CEIP-1 BWDB, office)	LS	LS	OTM(NCB) /RFQ	WB/IDA	0.0064	Procurement through RFQ	24-Feb-14	February, 2014	All the furniture was supplied on 24-Feb-2014.
PD	CEIP-1/G-08	Procurement of Motor Vehicles a) 4-WD Jeep/Cross Country (Total 15 Nos.) b) Micro Bus- (Total 2 Nos.)	Nos.	Motor Vehicle-05 Nos	OTM(ICB)	WB/IDA	0.4490				This Package has been excluded from the RDPP.
PD	CEIP-1/G-09	Procurement of Motor Cycle- Total= 20 Nos	Nos.	Procurement of Motor Cycle-10 Nos	OTM(NCB)	WB/IDA	0.0190				This Package has been excluded from the RDPP.

Coastal Embankment Improvement Project, Phase I (CEIP-I)

Contract Approving Authority	Package No	Description of Procurement as per TAPP/DPP Goods	Unit	Quantity	Procurement Method & (Type)	Source of Funds	Estimated Cost/ Contract Price (Million USD)	Invitation for Tender	Signing of Contract	Completion of Contract	Remarks
1	2	3	4	5	6	7	8	9	10	11	12
PD	CEIP-1/G-10	Procurement of Speed Boat with engine & other accessories (Total 09 nos.)	Nos.	Speed Boat-4 Nos	OTM(NCB)	WB/IDA	0.0510				This Package has been excluded from the RDPP.
PD	CEIP-1/G-11	Procurement of a) Computer- (Total 36 Nos, Laptop-10 + Desktop-25), b) Colour/Black & White Printer (Total 20 Nos), c) UPS= (Total 15 Nos), d) IPS = 10 Nos with ancillaries	Nos.	Computers- a) Laptop-5 Nos, Desktop-5 Nos; b) Printer-10 Nos, c) UPS-5 Nos, d) IPS-5 Nos with ancillaries	OTM(NCB)	WB/IDA	0.0410	06-Jul-17	12-Sep-17	November, 2017	Supply completed on 20 November 2017.
PD	CEIP-1/G-12	Engineering Equipment -a) Levelling instrument with accessories (Total - 10 Nos) Total Station-) Total- 5 Nos)	Nos.	a) Levelling instrument - 5 Nos.; b) Total Station-2 Nos	OTM(NCB)	WB/IDA	0.0150				This Package has been excluded from the RDPP.
PD	CEIP-1/G-13	Office equipment with accessories a) Multimedia Projector (Total 4 Nos), b) Air cooler- (Total-10 Nos), c) PABX Intercom System -1 Set, d) Photocopier 10 Nos. e) Fax- 10 Nos. f) Scanner A3 Size 4 Nos., g) Spiral Binding machine 4 Nos, h) Plotter A0 Size-1 No.	Nos.	a) MultiMedia Projector- 2 Nos, b) Aircooler- 5 Nos, c) Photocopier- 5 Nos, d) Fax-6 Nos, e) Scanner- 2 Nos, f) Spiral Binding Machine- Mos	OTM(NCB)	WB/IDA	0.0230				This Package has been excluded from the RDPP.
PD	CEIP-1/G-14	Procurement of Motor: Micro Bus – 1 No	Nos.	Micro Bus – 1 No			0.0600				This Package has been excluded from the RDPP.

HOPE=Head of the Procuring Entity

PD=Project Director

N/A = Not Applicable

## Annex 6 Governance Accountability and Action Plan

Issues/Risks/ Objective	Actions	Agency respon- sible	Timeline - Plan	Early Warning Indicators to Trigger Additional Action	Timeline - Actual	Remarks
<b>Institutional Risks</b>						
Need to <b>strengthen capacity</b> to handle large volume procurement, financial management, contract management, communications, and monitoring functions	Establish PMU with internally or externally hired staff as per the agreed Organogram.	BWDB	Key staff recruited 3-6 months after project effectiveness.	Delays in conduct of procurement, execution of contracts and processing of payments.	Effectiveness date Nov 2013. <b>PMU Staffing</b> <u>Project Director</u> – Dec 2013 appointed <u>Deputy PD</u> – appointed Jan 2020 <u>Procurement Spec</u> – Nov 2013 <u>Financial Management Spec</u> - originally March 2015-Feb 2016; filled again Apr 2017-Sep 2019. Currently appointing a replacement. <u>Sr. Environment Spec</u> –April 2015 – July 2018; Contract signed with the replacement 12 Mar 2019, but expired 30 June 2020. <u>Sr. Social Spec</u> – original expert in place Oct 2014-Jan 2017. Contract signed with the replacement in Aug 2017. <u>Sr. Revenue Officer</u> – August 2014 <u>Communication Officer</u> – July 2018. <u>Sr. Forestry Spec.</u> –August 2017. <u>Social Spec./Econ (Field)</u> –July 2017 <u>Environment Spec. (Field)</u> – Oct 2017  <b>Consultancies:</b> <u>Procurement Panel</u> – fully in place between 2014 and mid-2018 when the last of the 3 contracts was completed and not renewed.	All of the PMU staff have been recruited, including Deputy PD. Financial Management Specialist position became vacant on 30 September 2019 and replacement is being appointed. Sr. Environmental Specialist, Sr. Forestry Specialist, Communications Officer, Sr. Revenue Officer and Sr. Social Specialist being recruited or re-signed as incumbents concluded their contracts on 30 June 2020. Same for Environmental Specialist and Social Specialist.
		BWDB	Contracted 1 <sup>st</sup> year;			

Coastal Embankment Improvement Project, Phase I (CEIP-I)

Issues/Risks/ Objective	Actions	Agency respon- sible	Timeline - Plan	Early Warning Indicators to Trigger Additional Action	Timeline - Actual	Remarks
	<p>Retain existing consultants or engage new consultants for design, construction supervision</p> <p>Contract Third Party M&amp;E functions</p> <p>Increase frequency of Bank supervision missions, especially during the first 2 years.</p>	<p>BWDB</p> <p>BWDB</p> <p>WB</p>	<p>Contracted 2<sup>nd</sup> year</p> <p>Contracted 2<sup>nd</sup> year</p> <p>At least twice a year</p>		<p><u>DDCS&amp;PMSC</u> contracted January 2015</p> <p><u>M&amp;E Consultant</u> contracted Oct 2015</p> <p><u>IPOE</u> – 2 of 5 were hired; remaining 3 viewed by PMU as not needed. IPOE Social contract completed 30 June 2020 and not being renewed. IPOE Environment, Water Management and Polder Expert completed 31 Jan 2018 and not renewed.</p> <p><u>IPOE/Social Expert</u> was on board since July 2017, but contract expired; currently under recruitment.</p> <p><u>IPOE Chairman/Environment, Water Management and Polder Expert</u> was in place from Mar 2015 – 30 June 2020 when contract expired; currently new recruitment call underway.</p> <p><b>World Bank Missions:</b>            Start (FY 2013/14)– 1 mission            PY1 (FY 14/15)– 1 mission            PY2 (FY 15/16)– 2 missions            PY3 (FY 16/17)– 2 missions plus sector-specific missions            PY4 (FY 17/18)- 2 missions (Jul/Aug and Feb) plus sector-specific missions            PY5 (FY 18/19) – 3 missions (Oct 2018, Feb &amp; May 2019) plus sector-specific missions.</p>	

Coastal Embankment Improvement Project, Phase I (CEIP-I)

Issues/Risks/ Objective	Actions	Agency respon- sible	Timeline - Plan	Early Warning Indicators to Trigger Additional Action	Timeline - Actual	Remarks
					PY6 (FY 19/20) – 2 missions (Oct and Dec 2019) PY7 (FY 20/21) – 2 missions (Aug 2020 and March 2021) PY8 (FY 21/22) – 1 mission (Sep 2021)	
Need for proactive provision of <b>information</b> and enhanced transparency	Appoint a Communication Specialist as part of the PMU to act as RTI officer (until BWDB engages an RTI officer) in accordance with the RTI Act.	BWDB	3 -6 months after project effectiveness	Lack of information officer or frequent replacement	Communication Officer signed on, but then withdrew before joining (March 2017). NOL given to draft contract on 19 Oct 2017 for new candidate, but he also withdrew. 2 <sup>nd</sup> ranked candidate cleared by WB but did not appear at negotiations. 3 <sup>rd</sup> ranked candidate signed draft contract on 10 Apr 2018 and final contract on 01 July 2018. Contract signed 06 Sep 2020 with most recent selected candidate and now contract has been completed and PMU has not renewed the position.  First QPR submitted in Feb 2016 for quarter of Sep-Dec 2015. Consolidated QPRs being prepared routinely.  From inception, notices and procurement results being posted on BWDB website and CPTU website (Ministry of Planning) or UN Development Business. New, easier-to-navigate BWDB website is under development. M&E Consultants have piloted a partial beta version of a web-based	
	Quarterly Reporting on Project Implementation by PMU	BWDB	Quarterly			
	Set up a website and provide regular information on project performance as well as procurement information	BWDB	Website set up by end of Year 1. Website regularly updated	Delays in establishment of website/ publishing information		



Coastal Embankment Improvement Project, Phase I (CEIP-I)

Issues/Risks/ Objective	Actions	Agency respon- sible	Timeline - Plan	Early Warning Indicators to Trigger Additional Action	Timeline - Actual	Remarks
					PMIS in November 2016, updated in Sep 2017 and improved version available for users as of late 2017. Improvements are continually being made.	
<b>Procurement Risks</b>						
Reduce risk of corruption in procurement.	Retain design of few contracts processed in Dhaka to enhance scrutiny	BWDB	On-going	Procurement red flags in ex ante and ex post review	Procurement packages have been aggregated in size to facilitate scrutiny.	PMU understands and follows procedures that safeguard procurement processes.  Contracts of PP expired in 2018 and not renewed as this work is now minimal and being handled by PMU team.
	Publish/agree detailed mapping of procurement processes, including finite list of who has access to documents when in the process	BWDB	On-going	Inconsistencies with 'need to know' principles in procurement mapping, evidence of unauthorized access to information	Documentation and mapping of processes completed December 2015.	
	Enforce ICB procurement guidelines for documentation, timelines, and transparency	BWDB, Bank	On-going		ICB guidelines are enforced.	
	Appoint a Procurement Panel	BWDB	3-6 months after project effectiveness	Panel members not recruited	Int'l Proc. Expert – Nov 2013 Nat'l Proc. Expert – Nov 2013 Int'l Technical Exp. – 2013, with replacement in April 2015	
	Enhance complaints mechanism with reporting established and follow-up guidelines	BWDB	On-going	Nature and frequency of complaints	GRC membership composition confirmed in Dec 2015. Fifteen (15) GRC formed in Package 01 area and 21 in Package 02. As of 31 March 2019,	

Coastal Embankment Improvement Project, Phase I (CEIP-I)

Issues/Risks/ Objective	Actions	Agency respon- sible	Timeline - Plan	Early Warning Indicators to Trigger Additional Action	Timeline - Actual	Remarks
					<p><u>Pkg 01</u>: A total of 151 complaints / grievances have been reported as received by GRC. Out of these, 32 complaints have been resolved at the entry level and the balance 114 cases have been resolved through investigations and formal hearing by GRC). Remaining 05 lodged grievances have been trying to resolve in entry level by the GRC.</p> <p><u>Pkg 02</u>: A total of 45 grievances have been lodged – 25 complaints have been resolved – 25 complaints have been resolved at the entry level and the balance 20 cases under process for investigation and formal hearing by GRC</p>	
Potential for or reduce risks of <b>conflict of interest</b> among participants in procurement	<p>Declarations of no conflict of interest by BWDB personnel, including members of PP and bidders</p> <p>Review statements of financial interests encompassing key project staff</p> <p>Require bidders' statements concerning agents and other possible connections to persons involved with procurement.</p>	<p>BWDB</p> <p>BWDB</p> <p>BWDB</p>	<p>BWDB personnel by effectiveness; bidders at submission</p> <p>Within one month of submission</p> <p>At bidding stage</p>		<p>Complied on rolling basis as staff, consultants and contractors join.</p> <p>Not a separate declaration from COI above.</p> <p>Complied on ongoing basis.</p>	Periodic renewal of COI declaration may be considered.
<b>Contract Execution and Project Management Risks</b>						
Avoid collusion of parties involved and ensure transparent	BWDB website includes information on contract execution (e.g. gross estimate of completion of works etc.)	BWDB	As information becomes available	Website does not include updated information	Complied on ongoing basis, as information is available. Please see cptu.gov.bd website. Select "Contract Award Notices", MOWR, BWDB.	Services are also be uploaded to cptu.gov.bd website within the 30-day

Coastal Embankment Improvement Project, Phase I (CEIP-I)

Issues/Risks/ Objective	Actions	Agency respon- sible	Timeline - Plan	Early Warning Indicators to Trigger Additional Action	Timeline - Actual	Remarks
management of contracts	<p>Establish enhanced complaints mechanism, including ICT</p> <p>Numerous levels of scrutiny:</p> <ul style="list-style-type: none"> <li>- PD serve as Employer's representative</li> <li>- Construction Supervision Consultant as Engineer</li> <li>- Nominate Resident Engineers at the site</li> <li>- M&amp;E Consultant to oversee project performance</li> </ul>	<p>BWDB</p> <p>Super- vision Consult- ants, M&amp;E</p>	By project effectiveness		<p>Services have not been uploaded here, but were uploaded to UN Development Business.</p> <p>GRM established in Pkg 01 and 02.</p> <p>In place: PD – Nov 2013 to Feb 2016 New PDs appointed – Feb 2016, Jan 2018, Jan 2019, Jan 2020 and Jan 2021.</p> <p>DDCS&amp;PMSC – Jan 2015</p> <p>REs nominated – Jan 2015; RE position for Package 01 vacant for over one year as of September 2019. RE position for Package 02 appointed – Nov 2018, but position remains vacant.</p> <p>M&amp;E – Nov 2015</p>	<p>window after contract signing.</p> <p>The lack of REs for an extended period represents a substantial risk.</p>
<b>Fraud and Corruption in Delivery of RAP Benefits</b>						
Potential for improper targeting of beneficiaries and/or false delivery	<p>Contract out implementation of RAP to experienced NGOs, with reputable track record for similar programs</p> <p>Ensure third party monitoring by the M&amp;E Consultants</p>	<p>NGOs</p> <p>M&amp;E</p>	<p>Contract in place</p> <p>Contract in place</p>	<p>Reviewers (BWDB, WB) receive plausible complaints borne out by frequency or other corroboration</p>	<p>DDCS&amp;PMSC has KMC on its team, charged with looking after the RAP implementation (since Jan 2015).</p> <p>M&amp;E Consultants in place Nov 2015 and developed a Comprehensive M&amp;E Strategy which is being implemented.</p>	<p>There were some complaints of irregularities. DDCS&amp;PMS Consultant has undertaken preliminary investigation.</p>

Coastal Embankment Improvement Project, Phase I (CEIP-I)

Issues/Risks/ Objective	Actions	Agency respon- sible	Timeline - Plan	Early Warning Indicators to Trigger Additional Action	Timeline - Actual	Remarks
	Conduct survey among beneficiaries	M&E	Unit in place by effectiveness or before	Survey results identify improprieties	Baseline survey designed and implemented in early 2016 for Package 01 and early 2018 for Package 02 along with a midline for Pkg 01.	
	Enhance complaints mechanism, including use of ICT	M&E	Designated office in place by effectiveness, begin implementing expanded disclosure plan three months after effectiveness		In process of being developed.	
	Suo moto disclosure of information	BWDB			Communication Officer REOI re-advertised in January 2016. Contract signed in March 2017, but expert withdrew before joining. After additional rounds of procurement, officer signed contract on 01 July 2018. Contract concluded on 30 June 2020 and position has been discontinued.	

## Annex 7: Key Performance Indicators and Targets per PAD/DPP

Results Framework and Monitoring as of 30 September 2021

Project Development Objectives																
Indicator Name	Core	Unit of Measure	Base line	Cumulative Target Values									Fre-quency	Data Source/ Meth.	Respon-sible for Data Collection	Remarks
				YR1 14/15	YR2 15/16	YR3 16/17	YR4 17/18	YR5 18/19	YR6 19/20	YR7 20/21	YR8 21/22	End Target				
Gross area protected		1000 x ha	-	-	-	-	19.1	35.5	40.8	52.8	66.012	66.012	Annual	BWDB	M&E	Target area for Pkg 1 & 2 are 66.012 (1000 x ha)
<i>Achievement</i>				-	-	4.7	9.9	28.7	31.79	41.38	41.39					
Direct project beneficiaries from increased resilience to climate change (number) of which female (percentage) %	X	1000 x person	0	0	0	0	208	389	448	579	724 (50%)	724 (50%)	Annual	BWDB	M&E	The beneficiaries are counted in proportion to the share of embankment with earthwork completed. Package 1 & 2 Population 724,202
<i>Achievement</i>				0	0	39	76	248.9	348.75	399.53	399.55					
Increase cropping intensity		(%)	140	-	-	-	-	158	167	171	180	180	Annual	BWDB	M&E	Will be calculated via end line survey, though mid-line survey may also show results, in which case they will be reported.
<i>Achievement</i>				-	-	-	-	-	-	178.20	178.20					Pkg -01: 148.7 Pkg -02: 198.9
Contingent Emergency Appropriation		Triggered, if requested [Y/N]	NA	NA	NA	NA	NA	NA	NA	NA	NA	NA	NA	BWDB	NA	Not triggered.
<i>Achievement</i>				NA	NA	NA	NA	NA	NA	NA	NA					

Coastal Embankment Improvement Project, Phase I (CEIP-I)

Intermediate Results Indicators																
Indicator Name	Core	Unit of Measure	Base line	Cumulative Target Values									Fre- quency	Data Source/ Meth.	Respon- sible for Data Collection	Remarks
				YR1 14/15	YR2 15/16	YR3 16/17	YR4 17/18	YR5 18/19	YR6 19/20	YR7 20/21	YR8 21/22	End Target				
Length of upgraded embankment		km	0	-	11	68	173	254	309	350	408	408	Annual	BWDB	M&E	
<i>Achievement</i>				-	0.8	27.9	44.25	164.93	197.11	244.04	244.08					Pkg 01: 181.659 kms done Pkg 02: 62.42 kms done
Drainage structures replaced		No.	-	-	2	13	34	52	66	75	88	88	Annual	BWDB	M&E	
<i>Achievement</i>				-	0	0	19	35	38	56	56					All Pkg – 56 fully done; and others 25 are in progress  Pkg 01: 38 fully done Pkg 02: 18 fully done
Drainage structures repaired		No.	-	-	-	-	1	2	4	6	8	8	Annual	BWDB	M&E	
<i>Achievement</i>							0	0	2	2	2					2 done; 2 in progress
Flushing structures replaced		No.	-	-	3	14	33	47	57	66	77	80	Annual	BWDB	M&E	
<i>Achievement</i>				-	0	0	15	28	29	41	41					All Pkg – Revised target 77 substantially complete; 41 fully done Pkg 01: Revised target 29 and 29 nos done Pkg 02: Revised target 51 nos. 12 nos fully done and 12 are in progress
Flushing inlets repaired		No.	-	-	-	-	8	15	25	35	44	44	Annual	BWDB	M&E	
<i>Achievement</i>							0	12	14	15	15					Pkg 01: 14 of 14 Pkg 02: 1 of 30
Length of River Bank Protection		kms			4.25	5.95	7.70	9.00	9.17	9.37	9.37					
<i>Achievement</i>					0.40	1.81	5.95	8.18	8.67	8.705						Pkg 01: 4.250 of 4.25 kms Pkg 02: 4.455 of 5.12 kms

Coastal Embankment Improvement Project, Phase I (CEIP-I)

Length of Slope Protection		kms				2	5	9.33	18.00	24.00	29.136	29.136	Annual	BWDB	M&E	
<i>Achievement</i>						0.117	3.73	9.33	14.17	18.503	18.633					Pkg 01: 16.933 kms (out of 19.776 kms) Pkg 02: 1.70 kms (out of 9.36 kms)
Length of Drainage Channels upgraded		kms	0	-	9	52	125	178	224	261	305	305	Annual	BWDB	M&E	
<i>Achievement</i>				-	-	11	27.5	134.34	157.80	215.46	215.46					215.46 kms done Pkg 01: 136.8 kms done (of 150 kms) (91.02% of Pkg 1) Pkg 02: 78.66 kms done (of 155 kms) (50.77 % of Pkg 2)
Area restored re/afforested	X	ha	-	-	-	-	-	150	300	450	600	600	Annual	BWDB	M&E	
<i>Achievement</i>				-	-	-	-	208	208	416.6	473.8					Pkg 01: 298.8 ha Pkg 02: 175.0 ha
Water Management Organization (WMO)		Nb.	0	-	-	-	-	-	4	8	10	10	Annual	BWDB	M&E/ NGO	
<i>Achievement</i>				-	-	-	-	-	5	7	9					WMG: 141 formed. Remaining In Polder 33 = 2 WMA: 9 formed. 6 registered
Improved coastal monitoring		Studies	Limited data					1		2	2		Annual	BWDB	M&E	Consultant contract signed October 2018.
<i>Achievement</i>				-	-	-										Both studies in progress with interim reports received

Coastal Embankment Improvement Project, Phase I (CEIP-I)

BWDB person-days of training provided	X	No.	0	160	320	480	640	800	960	1080	1200	1200	Annual	BWDB		
<i>Achievement</i>				341; 66 for women (33)	341; 66 for women (33)	341; 66 for women (33)	461; 66 for women (45)	461; 66 for women (45)	461; 66 for women (45)	536	536					Number of participants in parentheses
Grievance Redress Committee (GRC)		No.	0		15	15	36	36	36	36	36	36	Annual	BWDB	M&E/ NGO	
<i>Achievement</i>					15	15	36	36	36	36	36					
Detailed design of future 7 Polders (including EIA, RAP/LAP)		No.	0						7	7	7	7	Annual	BWDB	M&E	
<i>Achievement</i>																All designs completed, with some approvals pending.