



GOVERNMENT OF THE PEOPLE'S REPUBLIC OF BANGLADESH
MINISTRY OF WATER RESOURCES

BANGLADESH WATER DEVELOPMENT BOARD
COASTAL EMBANKMENT IMPROVEMENT PROJECT PHASE-1 (CEIP-1)

Financed by World Bank with
Grant Contribution of PPCR - Climate Investment Fund

Quarterly Progress Report No. 21
October -December 2020

Progress Report for 2nd Quarterly of GoB Fiscal Year 2020-21
Implementation Quarter 24 (since 01 January 2015)

Submitted to:

Project Management Unit
CEIP-1

Prepared by
Sheladia Associates, Inc. (USA)
in association with BETS Consulting Services, Ltd.
Third Party M&E Consultants for Overall Project Implementation
(CONTRACT PACKAGE NO. CEIP-1/ C2/S3)



15 February 2021

BASIC DATA

Country	:	<i>Bangladesh</i>
Project Title	:	Coastal Embankment Improvement Project, Phase-1
Implementing Agency	:	Bangladesh Water Development Board
Report number	:	21
Reporting Period	:	Quarter of October-December 2020

CURRENCY EQUIVALENTS

(Exchange Rate Effective May 15, 2013)

Currency Unit = Bangladeshi Taka (BDT)

US\$ 1 = BDT 79

Currency Unit = Special Drawing Rights (SDR)

US\$ 1 = SDR 0.66269

FISCAL YEAR

July 1 - June 30

Grant Project Component: Pilot Program for Climate Resilience (PPCR)

2.1.1. Grant Source : Climate Investment Fund

2.1.2. Grant Amount : US\$ 25 Million

2.1.3. Date of Grant Approval : 29 May 2013

US\$ 5 Million are allocated for Project Component C 3 Long Term Monitoring, Research and Analysis of Bangladesh Coastal Zone.

Table i-1: PPCR Expected Disbursements

Pilot Program for Climate Resilience (PPCR) Expected Disbursements (in US\$ Million)								
Fiscal Year	2014	2015	2016	2017	2018	2019	2020	2021
Annual			10	10	5			
Cumulative			10	20	25			

Source: Project Appraisal Document, 2013

Loan IDA

2.2.1. Loan Number / Project ID : No. P128276

2.2.2. Loan Amount : US\$375 Million

2.2.3. Date of Loan Approval : 29 May 2013

2.2.4. Date of Loan Declared Effective /

Project Implementation Start Date : 02 Sep 2013

2.2.5. Expected Closing Date : 31 Dec 2020 originally; 30 June 2022 currently

Table i-2: IDA Expected Disbursements (US\$ Million)

IDA Expected Disbursements (US\$ Million)								
Fiscal Year	2014	2015	2016	2017	2018	2019	2020	2021
Annual	5	5	10	45	75	75	75	85
Cumulative		10	20	65	140	215	290	375

Source: Project Appraisal Document, 2013

ACRONYMS AND ABBREVIATIONS

ADB	Asian Development Bank
aka	also known as
BDT	Bangladeshi Taka
BFD	Bangladesh Forestry Department
BoQ	Bill of Quantities
BUET	Bangladesh University of Engineering & Technology
BWDB	Bangladesh Water Development Board
C&AG	Controller and Auditor General
C-ESMP	Contractor's Environmental and Social Management Plan
CCGP	Cabinet Committee for Government Purchase
CCL	Cash Compensation Under Law
CEGIS	Center of Excellence for Geospatial Information Science
CEIP	Coastal Embankment Improvement Project
CERC	Contingent Emergency Response Component
CIF	Climate Investment Fund
COI	Conflict of Interest
CPTU	Central Procurement Technical Unit
CQS	Consultant Qualifications-Based Selection
CUL	Compensation Under Law
DA	Designated Account
DC	Deputy Commissioner
DG	Director General
DLAC	District Land Acquisition Committee
DoE	Department of Environment
DSC	Detailed Design, Construction Supervision & Project Management Support Consultants
DDCS&PMSC	Detailed Design, Construction Supervision & Project Management Support Consultants
DVD	Digital Video Disk
EA	Environmental Assessment
EC	Entitlement Cards
ECC	Environmental Clearance Certificate (of DoE)
EHS	Environmental Health and Safety
EIA	Environment Impact Assessment
EP	Entitled Persons
EMF	Environment Management Framework
EMP	Environmental Management Plan
Eoi	Expression of Interest
FAPAD	Foreign Aided Project Audit Directorate
F&C	Fraud and Corruption
FGD	Focus Group Discussion
FIDIC	Federation Internationale des Ingenieurs Conseils (French); International Federation of Consulting Engineers
FM	Financial Management
FMS	Financial Management Specialist
FO	Field Office
FY	Fiscal Year

GAAP	Governance and Accountability Action Plan
GBM	Ganges, the Brahmaputra or Jamuna, and the Meghna
GCC	General Conditions of Contract
GCM	Global Climate Model
GIS	Geographic Information System
GoB	Government of People's Republic of Bangladesh
GPS	Global Positioning System
GRC	Grievance Redress Committee
GRM	Grievance Redress Mechanism
ha	hectare
HOPE	Head of the Procuring Entity
HQ	Headquarters
IC	Individual Consultant
ICB	International Competitive Bidding
ICBPQ	International Competitive Bidding with pre-qualification
ICT	Information and Communications Technology
ID	Identification
IDA	International Development Association (World Bank Group)
IFB	Invitation for Bid
IMED	Implementation Monitoring and Evaluation Division (Ministry of Planning)
IOL	Inventory of Losses
IPCC	Intergovernmental Panel on Climate Change
IPDP	Indigenous Peoples Development Plan
IPM	Integrated Pest Management
IPOE	Independent Panel of Expert
IRM	Immediate Response Mechanism
ISM	Implementation Support Mission
IUFR	Interim Unaudited Financial Report
IWM	Institute of Water Modeling
JVS	Joint Verification Survey
km	kilometer
KMC	Knowledge Management Consultants, Ltd. (RAP Team of DDCS&PMSC)
LAP	Land Acquisition Plan
LCS	Labor Contracting Societies
LG	Local Government
LGED	Local Government Engineering Department
MDSP	Multipurpose Disaster Shelter Project
MEAG	M&E Advisory Group
MIS	Management Information System
MoL	Ministry of Lands
MoWR	Ministry of Water Resources
M&E	Monitoring & Evaluation
NCB	National Competitive Bidding
NGO	Non-Government Organization
NID	National ID
NOL	No Objection Letter

NCR	Non-Compliance Register/Record
O&M	Operation and Maintenance
OP	Operation Policy
PAH	Project Affected Household
PAP	Project Affected Person
PAVC	Property Asset Valuation Committee
PC	Polder Committee
PCM	Public Consultation Meeting
PD	Project Director
PDO	Project Development Objectives
PMU	Project Management Unit
PMIS	Project Management Information System
PPCR	Pilot Program for Climate Resilience
PPE	Personal Protective Equipment
PRAC	Physical Relocation Assistance Committee
PRMP	Procurement Risk Mitigation Plan
PSC	Project Steering Committee
PY	Project Year
Q	Quarter
QBS	Quality Based Selection
QPR	Quarterly Progress Report
RAP	Resettlement Action Plan
RE	Resident Engineer
REOI	Request for Expression of Interest
RFP	Request for Proposal
ROW	Right-of-Way
RTI	Right to Information
SAP	Social Action Plan
SDR	Special Drawing Rights
SECU	Social, Environment and Communication Unit
SLR	Sea-Level Rise
SMRPF	Social Management and Resettlement Policy Framework
TA	Technical Assistance
ToR	Terms of Reference
UNDB	United Nations Development Business
USD	United States Dollar
WB	World Bank
WMO	Water Management Organization
WMIP	Water Management Improvement Project
XEN	Executive Engineer

Quarterly Progress Report No. 21 October-December 2020

Table of Contents

BASIC DATA	i
ACRONYMS AND ABBREVIATIONS	ii
EXECUTIVE SUMMARY	ix
1. PROJECT BACKGROUND	1
2. PROJECT INPUTS.....	4
2.1. Finance and Disbursements.....	4
2.2. Project Inputs – Personnel and Equipment	7
Project Organization Chart.....	7
Project Management Unit (PMU)	7
Detailed Design, Construction Supervision and Project Management Support Consultant (DDCS&PMSC).....	8
NGO Consultancy Service to Implement: (a) Social Mobilization with Social Action Plan (including setting up WMOs), (b) Social Afforestation and (c) Integrated Pest Management (IPM) Plan.....	9
Consultancy Service for Long Term Monitoring, Research and Analysis of Bangladesh Coastal Zone	9
Works Contractors	10
Works Contractor Package 1.....	10
Works Contractor Package 2.....	12
Works Contractor Package 3.....	13
Third Party M&E Consultants	13
2.3. Procurement	14
3. STATUS OF PROJECT OUTPUTS BY COMPONENT	15
3.1. Outputs of Component A: Rehabilitation and Improvement of Polders	15
3.1.1 Outputs of A1: Rehabilitation and Improvement of Polders –Package 01	15
3.1.2 Outputs of A1: Rehabilitation and Improvement of Polders –Package 02	19
3.1.3 Output of A2: (a) Social Mobilization with Social Action Plan (including setting up WMOs), (b) Social Afforestation and (c) Integrated Pest Management (IPM) Plan	21
3.2. Outputs of Component B: Implementation of Social and Environmental Management Frameworks and Plans	24
3.2.1 Outputs of B1: Implementation of Social Action Plans.....	24
3.2.2 Outputs of B2: Implementation of Social Management and Resettlement Policy Framework (SMRPF) and Resettlement Action Plans (RAPs).....	24
3.2.3 Outputs of B3: Implementation of EMF and EMPs.....	34
3.3. Outputs of Component C: Construction Supervision, Project Monitoring and Evaluation and Coastal Zone Monitoring	37
3.3.1 Outputs of C1: Detailed Design and Construction Supervision of Package 01	37
3.3.2 Outputs of C1: Detailed Design and Construction Supervision of Package 02	38
3.3.3 Outputs of C1: Detailed Design and Construction Supervision of Package 03	39
3.3.4 Outputs of C2: Third Party Monitoring and Evaluation of Project.....	40

3.3.5	Outputs of C3: Long-Term Monitoring, Research and Analysis of Bangladesh Coastal Zone	41
3.4.	Outputs of Component D: Project Management, Technical Assistance, Training and Strategic Studies	41
3.4.1	Outputs of D1: Project Management Support and Audits.....	41
3.4.2	Outputs of D3: Strategic Studies and Future Project Preparation	42
3.5.	Outputs of Component E: Contingent Emergency Response	42
4.	KEY PERFORMANCE INDICATORS.....	43
	Cropping Intensity	46
5.	PLANS FOR THE NEXT TWO QUARTERS AND BEYOND	47
5.1.	Planned Outputs for Component A: Rehabilitation and Improvement of Polders.....	47
5.1.1	Planned Outputs of A1: Rehabilitation and Improvement of Polders.....	47
5.1.2	Planned Output of A2: Afforestation	48
5.2.	Planned Outputs of Component B: Implementation of Social and Environmental Management Frameworks and Plans	49
5.2.1	Planned Outputs of B1: Implementation of Social Action Plans	49
5.2.2	Planned Outputs of B2: Implementation of Social Management and Resettlement Policy Framework (SMRPF) and Resettlement Action Plans (RAPs).....	49
5.2.3	Planned Outputs of B3: Implementation of EMF and EMPs.....	50
5.3.	Planned Outputs of Component C: Construction Supervision, Project Monitoring and Evaluation and Coastal Zone Monitoring.....	51
5.3.1	Planned Outputs of C1: Detailed Design and Construction Supervision.....	51
5.3.2	Planned Outputs of C2: Third Party M&E Consultants.....	51
5.3.3	Planned Outputs of C3: Long-Term Monitoring, Research and Analysis of Bangladesh Coastal Zone.....	52
5.4.	Planned Outputs of Component D: Project Management, Technical Assistance, Training and Strategic Studies.....	52
5.4.1	Planned Outputs of D1: Project Management Support and Audits.....	52
5.4.2	Planned Outputs of D2: Technical Assistance and Training.....	52
5.4.3	Planned Outputs of D3: Strategic Studies and Future Project Preparation	52
5.5.	Planned Outputs of Component E: Contingent Emergency Response.....	52
5.6.	Agreed Actions	53
6.	CONTRACTUAL, LEGAL AND ADMINISTRATIVE MATTERS	57
6.1.	Works Contract W-01	57
Performance Bonds and Insurance.....	57	
Invoices and Payments.....	57	
Contract Modifications.....	57	
6.2.	Works Contract W-02	57
Performance Bonds and Insurance.....	57	
Invoices and Payments.....	57	
Contract Modifications.....	57	
6.3.	Works Contract W-03	57
6.4.	DDCS&PMS Consultants Contract	57
Invoices and Payments.....	57	
Contract Modifications.....	58	
6.5.	Third Party M&E Consultants Contract.....	58

Invoices and Payments.....	58
Contract Modifications.....	58
7. ISSUES AND RECOMMENDATIONS	59
ANNEXES	A-1
7.1. Annex 1 Map of the Project Area	A-1
7.2. Annex 2: Basic Characteristics of the Project Polders as per PAD.....	A-2
7.3. Annex 3: Overview of PMU Staff	A-3
7.4. Annex 4 Project Input: Budget and Disbursements- December 2020.....	A-5
7.5. Annex 6 Governance Accountability and Action Plan	A-31
7.6. Annex 7: Key Performance Indicators and Targets per PAD/DPP	A-38

List of Tables

TABLE ES 1: WORLD BANK DISBURSEMENTS TO CEIP-1	IX
TABLE ES 2: STATUS OF APPROVAL OF DESIGN OF PACKAGE 3	XVIII
TABLE ES 3: PACKAGE W-01 CONTRACTOR’S S CURVE	XXVII
TABLE ES 4: PACKAGE W-02 CONTRACTOR’S S CURVE.....	XXVIII
TABLE 1: KEY OUTCOMES OF THE PROJECT.....	1
TABLE 2: REVENUE EXPENDITURES / INPUT COST UP TO 4 TH QUARTER OF FY 2019-20 (AS OF 30 JUNE 2020).....	5
TABLE 3: CAPITAL EXPENDITURES / OUTPUT COST AS OF 4 TH QUARTER OF FY 2019-20 (AS OF 30 JUNE 2020).....	5
TABLE 4: SHARE OF DISBURSEMENT WHICH IS REVENUE EXPENDITURE – AS OF 30 JUNE 2020.....	6
TABLE 5: CUMULATIVE DISBURSEMENTS BY THE PROJECT.....	6
TABLE 6: STATUS OF DEPLOYMENT OF MOST CRITICAL STAFF OF DDCS&PMS CONSULTANT	8
TABLE 7: MANPOWER MOBILIZED BY PACKAGE 01 CONTRACTOR	10
TABLE 8: REQUIRED EQUIPMENT – ESTIMATE OF DDCS&PMSC PACKAGE 01	10
TABLE 9: EQUIPMENT DEPLOYED BY PACKAGE 01 CONTRACTOR AS OF 30 JUNE 2020.....	11
TABLE 10: MANPOWER MOBILIZED BY PACKAGE 02 CONTRACTOR	12
TABLE 11: EQUIPMENT REQUIREMENTS PER DDCS&PMSC – PACKAGE 02.....	12
TABLE 12: EQUIPMENT DEPLOYED BY PACKAGE 02 CONTRACTOR AS OF 31 DECEMBER 2019.....	12
TABLE 13: NUMBER OF MANUAL AND AUTOMATED CC BLOCK MACHINES BY LOCATION.....	15
TABLE 14: PACKAGE 01 PROGRESS ON EMBANKMENT RE-SECTIONING/RETIRED IN KMS	16
TABLE 15: PACKAGE 01 PROGRESS ON EMBANKMENT EARTHWORK IN M3	16
TABLE 16: SUMMARY OF NUMBER OF HYDRAULIC STRUCTURES IN PROGRESS BY POLDER	17
TABLE 17: EXCAVATION/RE-EXCAVATION OF DRAINAGE CHANNELS IN M3 AND RATIO LENGTH.....	17
TABLE 18: PACKAGE 01 BANK PROTECTION WORKS - PROGRESS COMPARED TO TARGET.....	18
TABLE 19: SLOPE PROTECTION WORKS - PROGRESS COMPARED TO TARGET.....	18
TABLE 20: CC BLOCK PRODUCTION OF PACKAGE 01	19
TABLE 21: PACKAGE 02 PROGRESS ON EMBANKMENT RE-SECTIONING/RETIRED IN KMS.....	19
TABLE 22: PACKAGE 02 PROGRESS ON EMBANKMENT EARTHWORK IN 000 M3	20
TABLE 23: CC BLOCK PRODUCTION OF PACKAGE 2	21
TABLE 24: NUMBER OF TITLED AND NON-TITLED ENTITIES (EXCLUDING TENANTS AND WAGE LABORERS) IN PACKAGE 01 POLDERS.....	24
TABLE 25: STATUS OF NON-TITLED EPS COMPENSATION (SQUATTERS, TENANTS & WAGE LABOR) PAID IN PACKAGE 01.....	25
TABLE 26: STATUS OF RELOCATION OF COMPENSATED EPS	25
TABLE 27: PAYMENTS TO TITLED EPS – PACKAGE 01	26
TABLE 28: SUMMARY PROGRESS OF LAP AND RAP IMPLEMENTATION – PACKAGE 01	27
TABLE 29: LAND REQUIREMENT FOR PACKAGE-01	28
TABLE 30: STATUS OF LAND ACQUISITION – PACKAGE 01	28

TABLE 31: FOCUS GROUP FORMATION AND NUMBER OF MEETINGS-PACKAGE 01	28
TABLE 32: NUMBER OF TITLED AND NON-TITLED ENTITIES (EXCLUDING TENANTS AND WAGE LABORERS) PKG 02	30
TABLE 33: BREAKDOWN OF NON-TITLED EPS BY POLDER AND CATEGORY IN PACKAGE 02	30
TABLE 34: STATUS OF NON-TITLED EPS COMPENSATION PAID IN PACKAGE 02	30
TABLE 35: STATUS OF RELOCATION OF COMPENSATED EPS	31
TABLE 36: PAYMENTS TO TITLED EPS – PACKAGE 02	31
TABLE 37: SUMMARY PROGRESS OF LAP AND RAP IMPLEMENTATION – PACKAGE 02	32
TABLE 38: STATUS OF LAND ACQUISITION – PACKAGE 02	33
TABLE 39: FOCUS GROUP FORMATION AND MEETINGS-PACKAGE 02	33
TABLE 40: PROJECT-AFFECTED RAKHINE PEOPLE	33
TABLE 41: OVERALL ENVIRONMENTAL SAFEGUARDS ACTIVITIES	35
TABLE 42: ENVIRONMENTAL TRAINING OF CONTRACTOR EXPATRIATE AND LOCAL WORKERS - PACKAGE W-01	36
TABLE 43: ENVIRONMENTAL TRAINING OF CONTRACTOR EXPATRIATE AND LOCAL WORKERS - PACKAGE W-02	37
TABLE 44: ACHIEVEMENT OF AFFORESTATION PROGRAM	37
TABLE 45: STATUS OF DESIGN FOR PACKAGE 02	38
TABLE 46: STATUS OF DESIGN FOR PACKAGE 03	39
TABLE 47: STATUS OF PMU INSTITUTIONAL SETUP AND FINANCIAL MANAGEMENT ARRANGEMENTS	41
TABLE 48: KEY PERFORMANCE INDICATORS (KPI)	43
TABLE 49: ESTIMATE OF AREA AND POPULATION PROTECTED BY THE EMBANKMENT WORKS – MAR 2020	45
TABLE 50: STATUS OF REHABILITATION AND IMPROVEMENT OF POLDERS OF PACKAGE 1	47
TABLE 51: STATUS OF REHABILITATION AND IMPROVEMENT OF POLDERS OF PACKAGE 2	47
TABLE 52: STATUS OF REHABILITATION AND IMPROVEMENT OF POLDERS OF PACKAGE 3	48

List of Figures

FIGURE 1:PROJECT ORGANIZATION CHART	7
FIGURE 2: COMPARISON OF EQUIPMENT AVAILABLE AND REQUIRED – PACKAGE 01	11
FIGURE 3: COMPARISON OF EQUIPMENT AVAILABLE AND REQUIRED – PACKAGE 02	13

Quarterly Progress Report No. 21

October-December 2020

EXECUTIVE SUMMARY

Introduction

This Quarterly Progress Report (QPR) presents the status of project inputs and outputs and provides information on the activities, processes, accomplishments, constraints, issues and recommendations for the October-December 2020 quarter. It covers all consultancies and contracts of the Project and thus is a consolidated progress report.

The QPRs are intended to provide the Project Director, Project Steering Committee (PSC) and World Bank with information on emerging issues as well as a record of the project as it evolved through the last quarter. It is intended to also show the plans for the project overall, and specifically the next two quarters and to report progress against the respective targets. Should delay occur the report aims to alert as to the potential impact which such delay may have on the project schedule overall. The report consolidates the individual reports of several implementing partners under the project. These partners will present their own data. In general, such data would be incorporated as it was reported, and the PMU and the M&E team may also verify data independently.

The Executive Summary contains the following sections:

- Summary of Achievements during the Quarter
- Issues and Recommendations
- Summary of Plans for Next Two Quarters

Summary of Achievements during the Quarter

Disbursements and Expenditures

Cumulative figures of disbursements from the World Bank (and PPCR) to the BWDB appear below, converted from BDT to USD at a rate of 79 BDT per USD.

Disbursements to the Project stand at 58.95% of the total amount as of 30 September 2020 which is unchanged from 30 June 2020. The total disbursed to date is \$235.8 million comprised of IDA Credit US\$210.8 m plus Trust Fund PPCR Grant US\$ 25.0 million.

Table ES 1: World Bank Disbursements to CEIP-1

Cumulative as of Given Date	IDA Credit (USD million)	PPCR Grant (USD million)	Total (USD million)	As % of Total Project Cost
31-Dec-20	212.813	25.000	237.813	59.45%
30-Sep-20	210.813	25.000	235.813	58.95%
30-Jun-20	210.813	25.000	235.813	58.95%
30-Jun-19	163.342	24.474	187.816	46.95%
30-Jun-18	82.871	20.000	102.871	25.72%
30-Jun-17	38.481	16.876	55.357	13.84%
30-Jun-16	17.215	8.608	25.823	6.46%

Source: PD Office of CEIP-1

As of December 2020, the Loan had become effective for 88 months. According to the IMED reports prepared by PMU (and using the original exchange rate of BDT 79 per USD), total disbursement (expenditures) by the project is as follows:

- Dec 2020 - US\$ 217.2 million, or 52.3% of total project cost
- June 2020 - US\$ 215.6 million, or 51.9% of total project cost
- June 2019 - US\$ 173.6 million, or 43.4% of total project cost
- June 2018 - US\$ 97.0 million, or 23.4% of total
- June 2017 - US\$ 50.4 million, or 12.6% of total
- June 2016 - US\$ 22.0 million, or 5.3% of total
- June 2015 - US\$ 3.0 million, or 0.7% of total



Figure ES 1: Actual Disbursements and Expenditures Compared to Plan

Figure ES-1 compares the actual disbursement to the project by the World Bank and actual project expenditures with the planned disbursement levels as per the Project Appraisal Document. There was a dramatic improvement during the FY18/19 as works and land acquisition expenditures accelerated that year and as works for both contract packages were actively progressing. Expenditures by CEIP-1 in the first two quarters of FY20/21 were essentially level (only \$1 million) but this is due in part to the

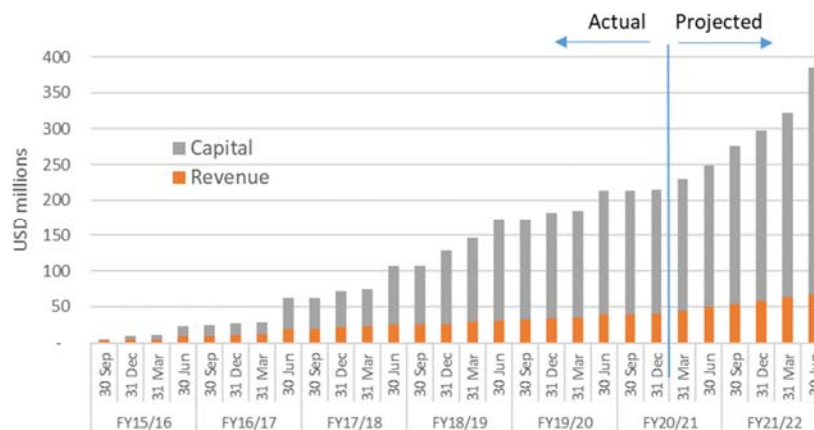


Figure ES 2: Actual Disbursements and Expenditures Compared to Plan plus Required Trajectory to Complete on Time

monsoon season each year and in part also due to delays in submitting and processing IPCs. Project expenditures were \$42 million in the last fiscal year or 10.5% of total project cost. This compares to the total of \$69.62 million that was planned to be expended during FY 2019-20. Project expenditures planned for FY 2020-21 are about \$33 million or about 8.2% of total project cost.

Figure ES-2 presents the expenditures through 31 December 2020 and projected expenditures classified by capital and revenue categories. Capital expenditures include physical works and land acquisition costs while revenue expenditures include consultancies, resettlement compensation and project administration. The expenditures as of the original closing date of 31 December 2020 reached only \$217 million so the agreed extension through 30 June 2022 was clearly required. In fact, the projection shown in Figure ES-2 (post December 2020) is not what is expected, but rather what would be required to complete the project on time. Such a pace of expenditure is not likely which points to the need to consider additional extension of time.

Annex 4 provides further details on the status on Finance and Disbursements by the Project.

Institutional Arrangements

The PMU is staffed with qualified and dedicated professionals, and most key positions have been filled. The PD position has been filled continuously, and the Deputy PD position has finally been filled in January 2020. The Financial Management Specialist became vacant on 30 September 2019 but the replacement is about to sign a contract (expected around October 2020). The Sr. Environmental Specialist, Sr. Social Specialist and Communications Officer signed their contracts on 6 September 2020 while the Social Specialist/Economist and Environmental Specialist for PMU/field signed contracts on 27 August 2020. There are a sizable number of other PMU team members whose contracts have expired on 30 June 2020, but all are expected to renew around October 2020 as well.

Procurement

Proposals have been evaluated for the Consultancy Services for the Feasibility Studies and Preparation of Design for the next phase of CEIP, and the contract was negotiated on 20 December 2020, draft contract signed and sent to the World Bank on 11 January 2021 and No Objection issued by the World Bank on 17 January 2021.

Works – Contract 01

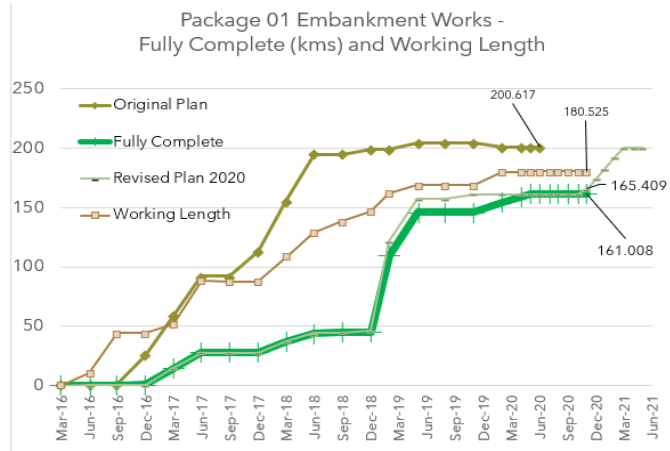
Contractor	:	CHWE (China)
Contract Signature Date	:	01 November 2015
Notice to Commence	:	26 January 2016
Original Contract Duration	:	36 months to 25 January 2019
Proposed Revised Duration	:	53 months to 25 June 2020
Proposed 2 nd Revised Duration	:	65 months to 30 June 2021

Physical progress was slow in the first 12 months but improved substantially thereafter starting with the 2017/18 construction season and especially during 2018/19. A revised Work Program was approved in August 2018 which showed completion in June 2020 – an extension of 17 months. With the advent of the COVID-19 pandemic, work progress during the 3rd and 4th quarters of the 2019-20 fiscal year was reduced. These two quarters are normally the prime construction quarters as they are in the dry season. As a result, the contractor is seeking, and will require, an extension of time. Accordingly, the Employer has approved the Extension of Time for execution of the works of this Contract up to 30 June 2021 vide Memo No. CEIP-1/W-01/534 dated: 30 June 2020 with the condition that no claim will be acceptable due to this Extension of Time.

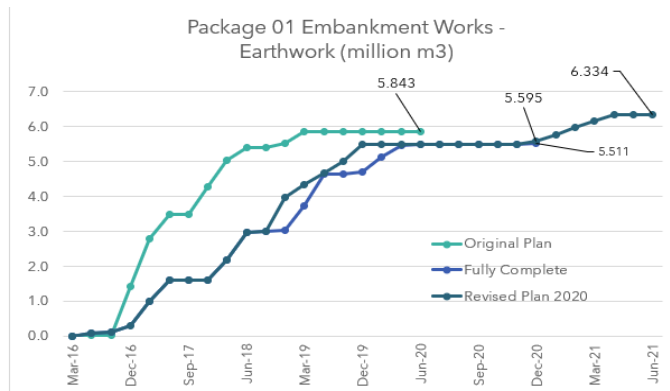
With the new extension, the contract period now has a total duration of 65 months. At the 59-month mark (December 2020), 90.1% of the works has been done while 91% of time has elapsed. It should be noted that the Package 01 contractor has only one dry season (the current two quarters) remaining to complete all the works.

Physical progress as of December 2020 is shown in the figures which follow, comparing it to the status of previous quarters and years.

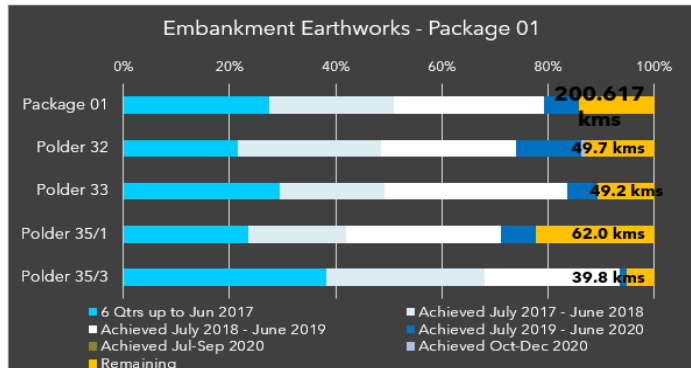
Embankment works stand at 87% complete as of 31 December 2020 in terms of m³ of earthwork which is the same as in the prior quarter. Given the quarter is in the post-rainy season, this was expected.



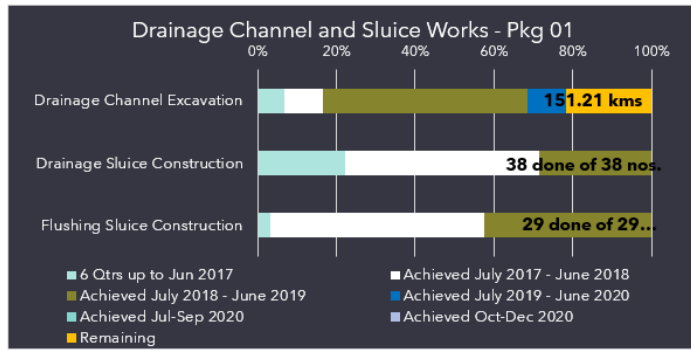
The working length of embankment as of 31 December 2020 stands at 180.525 kms of which 161.008 kms are fully completed. This is no change of progress in last 6 months due to COVID-19 pandemic & VISA problem, Chinese people not coming in Bangladesh.



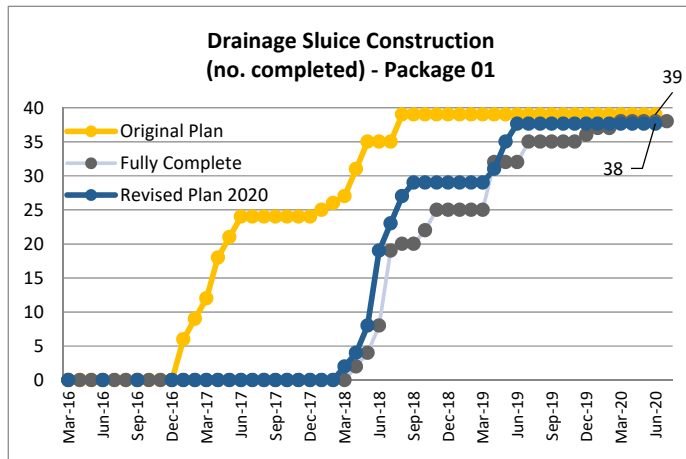
While Package 01 has achieved 87% progress for **embankment earthwork** in cubic meter terms, there is variability across polders. Polder 35/3 is the furthest advanced at 94.8% complete, Polder 33 at 89.4% complete, then Polder 32 at 88.2% and Polder 35/1 at 80.1% complete.



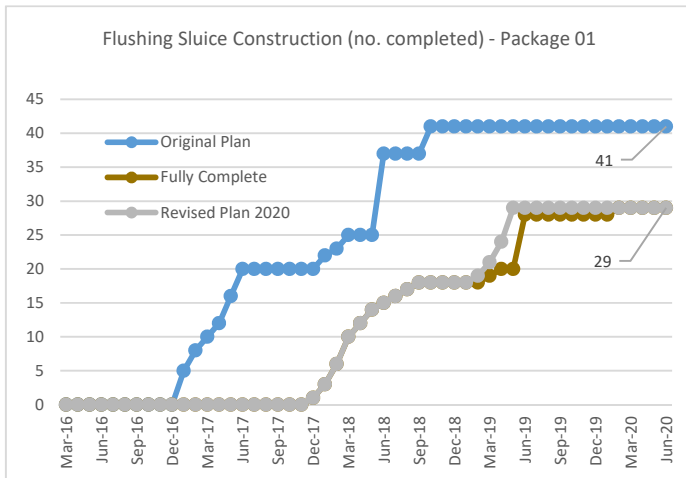
There was no work on drainage channel excavation during this quarter due to the monsoon. In the prior quarter, there was 11.28% additional work done (the DDCS&PMS Consultant showed 7.22%). The revised target is 151.21 kms. Out of which 131.82 kms has been completed. Thus, completed work is 87.18% (The Consultant showed 83.12%). The work remaining is 19.39 kms.



New drainage sluice construction progress percentage is calculated as the number of sluices completed divided by the target number. Achievement is at 100%, meaning all 38 drainage sluices are now substantially completed. The completed number was 35 one year ago. Also, repair work on 2 **existing drainage sluices** was completed earlier this year.

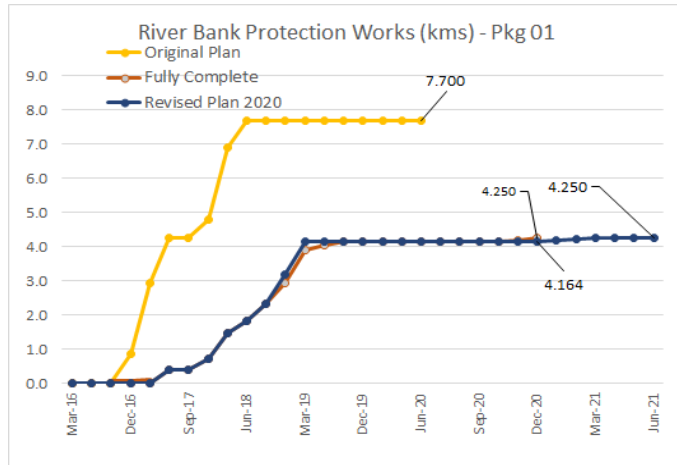


All 29 **new flushing sluice** works were fully completed earlier which compares to 28 one year ago.

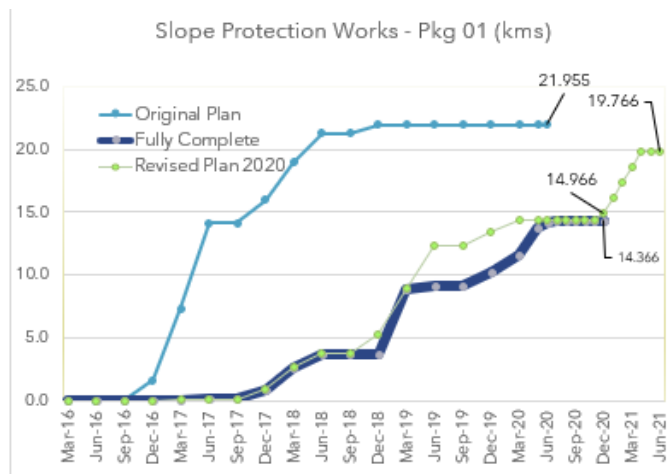


As for **flushing inlet repair**, 13 of the 14 structures are repaired and the last one is in process. which is up from last year but same as last quarter.

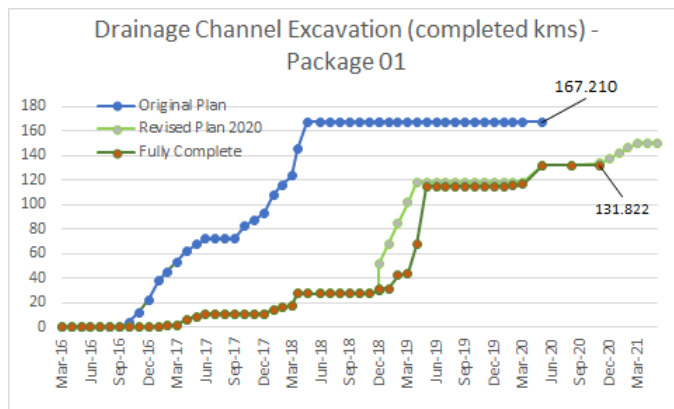
Bank protection works stand at 4.164 kms completed out of 4.25 kms to be done. Works remain to be completed only in Polder 35/1. This was same level of progress as in the prior quarter and compares to 4.15 kms done as of June 2019.



Slope protection works stand at 14.366 kms done out of 19.766 kms. This represents a 71.7% level of progress and compares to a cumulative figure of 10.216 kms (51% progress) one year ago. Slope protection works are fully completed in only one polder – Polder 35/3.

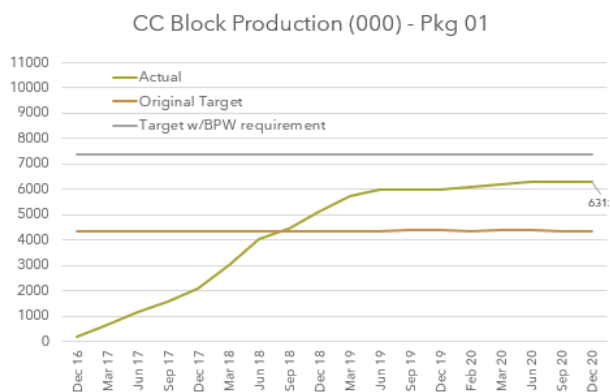


Drainage channel Excavation work stands at 131.821 kms done out of 150.299 kms. This represents an 87.7% level of progress and compares to a cumulative figure of 115.55 kms done since last two quarter and 112.92 kms done at the end of the last fiscal year.



Package 01 CC block production has progressed as follows:

31 Dec 2020	6.312 million
30 Sep 2020	6.312 million
30 Jun 2020	6.312 million
31 Mar 2020	6.209 million
31 Dec 2019	6.031 million
30 Sep 2019	6.015 million
30 Jun 2019	6.015 million
31 Mar 2019	5.738 million
31 Dec 2018	5.118 million
30 Sep 2018	4.470 million
30 Jun 2018	4.056 million
31 Mar 2018	2.994 million
31 Dec 2017	2.097 million
30 Sep 2017	1.586 million
30 Jun 2017	1.140 million



The production of CC block during last quarter is no production and 296,959 is the total production of the last 18 months. If Package 01 still requires 7.386 million blocks in total, then another 1.074 million blocks will need to be produced. Current production has reached 85.46% of the required number.

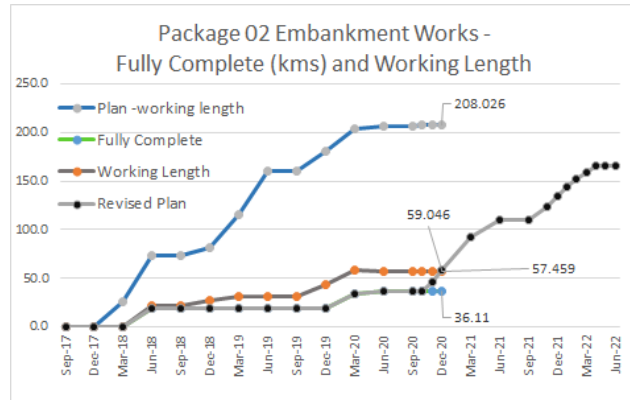
Works – Contract 02

Contractor	:	CICO (China)
Contract Signature Date	:	08 March 2017
Notice to Commence	:	12 July 2017
Original Contract Duration	:	42 months to 12 January 2021
Proposed Revised Duration	:	59.5 months to 30 June 2022

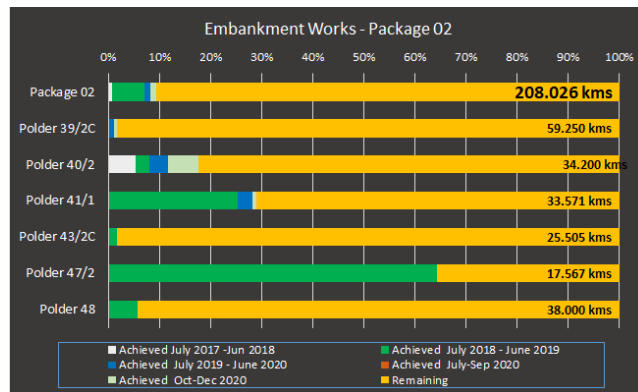
- Mobilization and physical progress have been exceptionally slow, but there has been some improvement in the prior year’s construction season. As of December 2020, 31.5 months of this 59.5-month contract period have elapsed, or 65% of the time. Works overall stand at 53.61% complete by the Supervision Consultant’s calculation, which is an appreciable change from the 28.85% progress level of June 2019. However, due at least in part to COVID-19 and visa problem for Chinese skilled-labor, no more achievement in the last two quarters - showing a gain of only 0.79% from 52.82% to 53.61%. Based on the revised work program submitted by the Contractors in June 2020 itself, the progress target for June 2020 is 67.09%.
- Out of 50 **drainage sluices**, the contractor is working on 22 that are essentially completed, and 13 others are in progress.
- Out of 51 **flushing sluices**, the contractor is working on 16 nos. that are essentially completed and 5 others are in progress.
- No **CC blocks** were produced in the quarter so cumulative production is 5,516,734 CC blocks as of 31 December 2020 compared to a requirement of 8.45 million blocks.
- Emergency works were undertaken in five locations in three Polders.

The following figures present some of the works achieved to date.

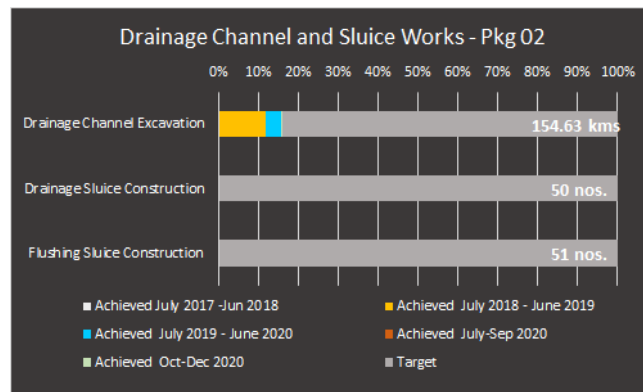
The working length of **embankments** as of 31 December 2020 stands at 57.234 kms of which 36.106 kms are fully completed. This represents essentially no change from the last two quarter.



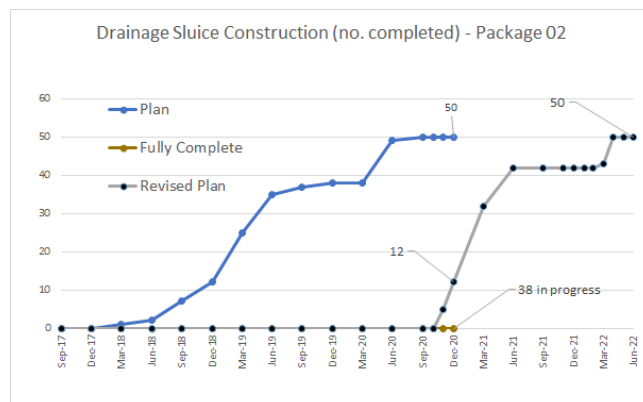
Embankment earth work stands at 26.49% complete which is unchanged in the last two quarters. The initial effort in embankment works focused almost exclusively on Polder 40/2, but during the past year and one-half the earthworks on Polder 41/1 and one-half the earthworks on Polder 47/2 have advanced to 98.76% complete and work got under way in all the other polders.

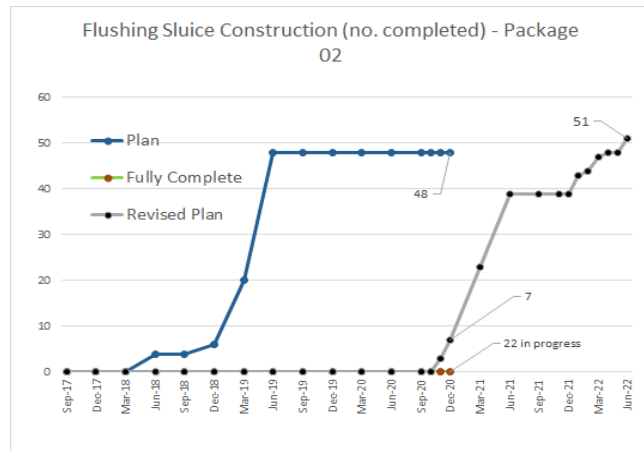


Except in Polder 39/2C, **drainage channel excavation** work has been started on all polders. 25.981 kms have been completed out of 154.558 kms, representing progress of 16.81%.

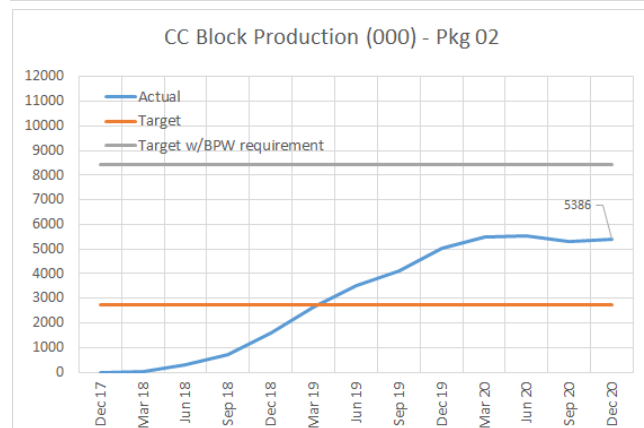


As for structures, while none are fully complete, 22 **drainage sluices** and 16 **flushing sluices** are nearing completion. The target of flushing sluices is actually 51 per the restructuring, but 3 sluices are reported to require repair only.





CC block production as of 30 September 2020 reached 65.28% of the total required - which is same in the last quarter. No achievement in this quarter, so clearly, the production must be scaled up to reach the target before the contract end date.



Design and Supervision

The DDSCS and PMS Consultants have been in place since January 2015 and have been carrying on their work diligently. Their major responsibilities are:

- a) Detailed Engineering Design and Construction Supervision for remaining Polders
- b) Project Management Support,
- c) Preparation of EIA of remaining Polders, and
- d) RAP

The DDSCS&PMSC is comprised of Royal HaskoningDHV in association with DevCon/KMC/CEGIS, DPM, IWM and DHI.

All detailed designs have been completed for Package 01 works in 2015, based on modeling that determined the design parameters as well as geotechnical surveys and investigations. Designs were approved by the BWDB Design Circle.

In Package 02, design approval is still waited for the 8 closures. The flood wall is no longer needed. Other works were designed and approved in 2018.

The design of Package 03 polders commenced during the October-December 2016 quarter and stalled out at about 25% complete for two years. The design was finally completed on 07 October 2019. The approval process must now be expedited.



Table ES 2: Status of Approval of Design of Package 3

Sl	Item	Package 03	30 Sep 2020		31 Dec 2020	
		Target	Designed	Approved	Designed	Approved
1	Embankment (kms)	209.98	209.98	209.98	209.98	209.98
2	Drainage Channel (kms)	167.37	167.37	0	167.37	0
3	Drainage Sluice (no.)	53	53	52	53	52
4	Flushing Sluice (no.)	19	19	0	19	19
5	Riverbank Protection (kms)	1.6	1.6	0	1.6	0
6	Embankment Slope (kms)	4.78	4.78	0	4.78	0

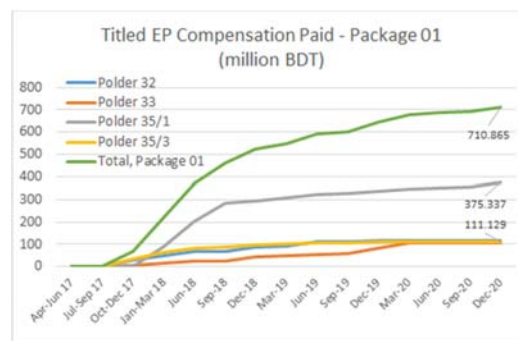
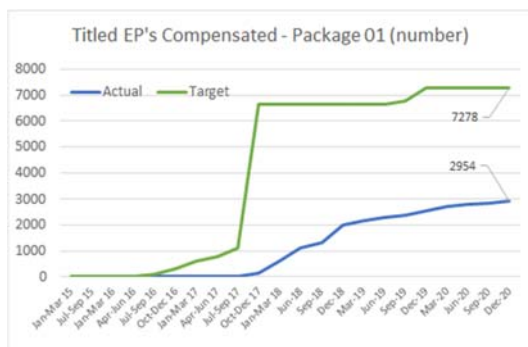
Environment

During the reporting period, DDCS&PMS Consultant updated the 6 EIAs Package 03 in light of the WB comments on the EIA of Polder 14/1 and submitted to PMU. Contractor of W01 conducted training on EHS issues for its 515 expatriate and local staff, and Contractor of W02 conducted the said trainings for its 379 local and expatriate staff during the reporting period. Twice-monthly environmental checklists are being submitted by the Contractors to the supervision consultants. COVID19 Management Plan of Contractor of Package 01 has been cleared by Wb and the same plan for Contractor of Package 02 has been submitted to WB. Moreover, both the contractors are complying with recommended COVID19 measures for the safety of their workers.

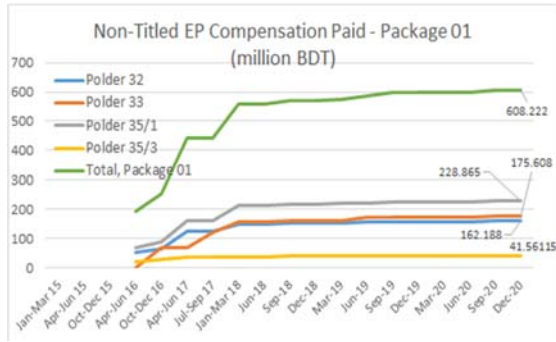
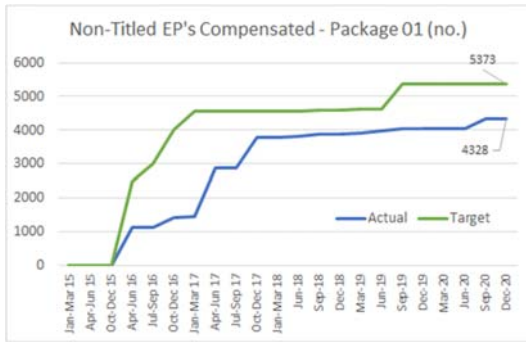
RAP/LAP Preparation and Implementation

Package 01

- **41.99% of titled landholders** have been compensated to date up from 40.61% in the prior quarter. An additional 97 nos. titled landholders were compensated for their land during the quarter, bringing the number to 2954 EPs, for a total payment of BDT 711 million up from BDT 690 million in the prior quarter. However, in terms of payment amount (BDT) 70% in December 2020, 67.99% in prior quarter have been done.
- **86.48% of non-titled EPs** have been compensated (4017 out of 4645 total) and 97.7% of these EPs (94.2% of all non-titled EPs) have relocated from the right-of-way (ROW) as of 30 December 2020. Amount of compensation paid to non-titled EPs so far is BDT 608.222 million. So far, 4328 nos. out of 5375 nos. of non-titled Eps have been compensated – among them 4017 are squatters, 174 are tenants and 137 are wage labor.
- PMU is pro-actively facilitating the payment of compensation for land by DCs to an increased number of titled EPs (currently 2954 nos. out of 7035 nos. have been compensated).
- To date, 177 **grievances** have been raised with 42 resolved on the spot and 135 resolved by GRC. There are reportedly grievances pending.

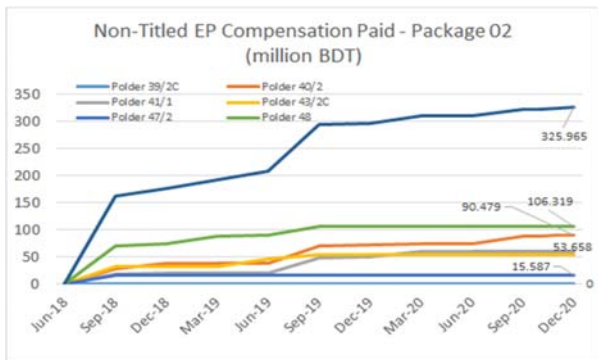
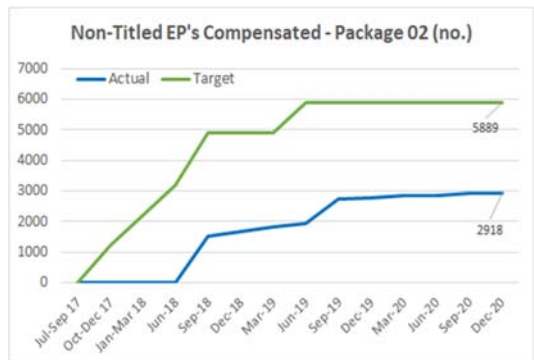
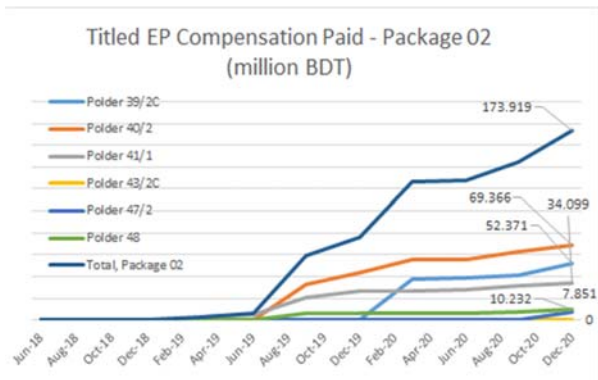
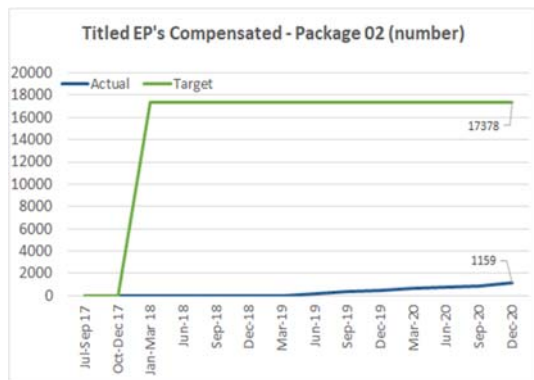


Coastal Embankment Improvement Project, Phase I (CEIP-I)



Package 02

- **6.69% of titled EPs** (1159 out of 17) have been compensated to date, up from 4.85% in the prior quarter. The total payment to date is BDT 193.88 million.
- **61.40% of non-titled EPs** (2915 Out of 4747) have been compensated to date up from **61.23%** which have been unchanged in the prior quarter. The total payment to date is BDT 325.965 million.
- As of the Oct-Dec 2018 quarter, all PAVCs have been formed.



Monitoring and Evaluation

Key accomplishments October-December 2020 include:

- Prepared the 20th Quarterly Progress Report.
- Reviewed and commented on Technical Reports and QPR of Long-Term Monitoring Consultant.
- Reviewed and commented on the MPR and QPR of the NGOs
- Aided the NGOs on use of the monitoring tracking tool in excel for the NGOs program which was finalized with input of the World
- In process of cleaning data from the second round Baseline Survey for Package 02 households and mid-line survey for Package 01 households covering general population, PAHs and comparison households.
- Reviewed and commented on progress reports of DDCS&PMS Consultants
- Made field visits for monitoring of implementation, physical progress, and safeguards compliance and consultation with PAPs.
- Finalized the TOR for the 5th Environmental Audit
- Web based PMIS is now on Live – www.ceip-bwdb.gov.bd
- Advanced the development of the web based PMIS.

Administration

During the past year, a draft DPP proposal was submitted to the World Bank through ERD focusing on the re-allocation of Package 03 budget and seeking additional funds to cover additional Bank Protection Works, Land Acquisition fund shortfall and the extension of time to June 2022 to accommodate the works and appurtenant services. A project restructuring was undertaken and the revised DPP was being finalized.

Issues and Recommendations

New Issues

Issue QPR 21-1: The current CEIP-1 completion date of June 2022 will need to be extended.

Status:

Only 52.3% of the project budget has been expended as of 31 December 2020 – the original loan closing date and five years since notice to commence was issued for the first package. Given the slow rate of progress of works under Package 02, the need for additional Bank Protection Works and the delay in appointment of the CEIP-2 Feasibility Study Consultants, the current completion date of June 2022 will not provide adequate time to complete the works and services.

Recommendation:

It is possible that due to COVID-19 impact that there will be a willingness on the part of the GoB to extend the project by one year without much hindrance. It is suggested that the matter of an extension be deferred until later in the project when there is greater clarity on actual requirements.

Red Flag Issues Unresolved from Prior Quarters

All of the “red flag” issues – new and old – are both urgent and important and they must be pursued in parallel. The issues bulleted below represent the full list of most critical among the issues remaining unresolved from prior quarters. The numbering scheme relates to the quarterly report in which the issue was first raised, followed by the serial number of the issue in that report.

- **Issue QPR20-1: Some Quality and Condition Issues Exist in the Construction Works of Package 1 & 2.** There are quality issues with some of the works. Due to excessive rain this year, many places of Package 1 & 2 have been found deteriorated where, for example, the top

of the embankment is not in good shape and damaged, shaft rods are bent, etc. Further, undersized rods have been observed in several DS and FS and wheels of all sluices are oversized. The loose aprons of most of the sluices are damaged and existing slope protection works are also heavily damaged in some places. DDCS&PMS Consultants' team should perform a global check on the quality of construction works (condition assessment) and give a comprehensive report for recommendation of reconstruction.

- **R** Issue QPR19-1: **Attention Needs to be Focused on Actualizing Agricultural Benefit Stream where the DS&FS are operational.** Five drainage sluices and ten flushing sluices in Package-01 have been theoretically operational for more than one year due to the physical works achievement and also the influence of local people but these DS & FS have not yet been handed over to BWDB and the WMOs are not yet functional. In addition, there are other newly constructed DS & FS that have problems with their gates. Physical works, institutional arrangements and extension support must all be in place to see increased agriculture cropping intensity – one of the key goals of the project and a key element in the economic justification of the investment. Generally, farmers are not being benefited yet with respect to cropping intensity in the polder area.
- **R** Issue QPR19-2: **COVID-19 Pandemic is a Continuing Risk to the Quality and Progress of Works.** Progress of Package 1 and 2 was terribly slow during the March-June 2020 period and COVID-19 was a major factor. Progress was 2.84% and 1.53% respectively for the two packages in April-June 2020 quarter and basically in July-September 2020, no progress. Most of the foreign skilled labor are not present in the field area. Coronavirus is an unpredictable phenomenon all over the world, and researchers cannot give any specific timeline for when a vaccine will be available. Travel restrictions and the need for social distancing mean that the both physical works progress and the level of supervision are being affected. Package 01 has one remaining dry season and Package 02 has only two.
- **R** Issue QPR18-1: **COVID-19 Pandemic Inhibits Field Visits and Physical Progress to Some Extent.** Package 01 progress advanced from 81.51% complete on 31 December 2019 to 87.0% on 31 March 2019. With the public holiday in effect during part of March, all of April and now continuing into May, – *new time extension up to June 2021, all the works will be finished as DDCS&PMS work plan.*
- **R** Issue QPR17-1: **Completion of Package 01 Works by June 2020 Contract End Date is Unlikely.** As DDCS&PMS report in their MPR of December 2019, overall physical progress of Package 01 works stood at 82.26% on Polder 32, 92.07% on Polder 33, 58.76% on Polder 35/1, 92.13% on Polder 35/3 and 81.51% for Package 01 as a whole (and as of 30 June 2020, it stood at 89.84% complete as a whole). In Polder 35/1, 94.89% of the work remains to be done as early as possible. Also, except for the drainage and flushing sluices, it is questionable whether the other interventions will be finished in time – *new time extension up to June 2021, all the works will be finished as DDCS&PMS work plan.*
- **R** Issue QPR17-2: **Land Acquisition for Polder 35/1 Embankment Realignment is Stalled.** Due to erosion of the river at Polder 35/1, the alignment of the embankment has been shifted, so a new 6.93 ha (1.8 kms) of land need to be acquired. The Consultant team has submitted the land acquisition proposal to DC office on 18 February 2019. For unknown reasons, the DC office has not yet sent the request to MoL for approval.
- **R** Issue QPR17-3: **Public Awareness of Grievance Redress Mechanism Needs to be Enhanced.** During the last 5 quarters for Package 02 (through December 2019), no new grievances have been reported. This would be good news if there are actually no issues, however, this is highly unlikely as the construction work is going on and RAP and LAP are being implemented. During field visits of M&E team, it was found that most PAPs are not aware of the GRM or they may have forgotten because it has been a few years since the awareness

raising campaign was done by the DDCS&PMS Consultant. Access to grievance redress is not only the right thing to have in place for the benefit of the project-affected persons and communities, it is a covenant of the loan agreement with the World Bank. Furthermore, such access benefits the project by bringing issues to the fore before they reach a crisis level or produce bad publicity that could in the most extreme cases halt the project altogether.

- **R** Issue QPR17-4: **Slow Formation of WMOs Will Adversely Impact Project Benefits.** CEIP-1 seeks to provide coordination among the competing needs of various users and to ensure equity and sustainability by assigning operation and maintenance responsibility to the Water Management Groups (WMG) and polder-level Water Management Associations (WMA). As of 31 March 2020, only 52 (Khulna 11 & Bagerhat 41) of 146 WMGs have been formed but no WMAs formed yet. There are several reasons including delays in mobilization, less experienced professionals or key staff vacancies, lack of support (or even opposition) from local community leaders and in some cases lack of the NGO's experience in consultancy work. Further delay of having trained WMOs in place will adversely affect the planned benefits from the project as effective water management must occur in parallel with the physical improvements that are put in place – *formation of WMA is being met at target, however formation of WMG has gotten lot of progress as of September 2020.*
- **R** Issue QPR16-1: **NGO Package S01-C (Pirojpur District) and Package S01-E (Patuakhali District) - work progress is slow.** NGO Package S01-C (Pirojpur District) has received notice to commence on 24 February 2019 and Package S02-E has received notice to commence on 02 May 2019. While the inception phase work has been done the tasks related to formation of WMOs have not sufficiently advanced. A revised realistic timetable for deliverables should be prepared within the original duration of the contract and the NGOs should commit to meet these new deadlines – *in September 2020, both packages are being done good progress.*
- **R** Issue QPR16-2: **Supervision Consultant Key Staff Vacancies Are Likely to Impede Work.** The RE of Package -1 have been absent for over a year, however RE of Package -2 has joined in his In December quarter. The national Social Safeguard Specialist has also been absent for a long time. Key staff must be remobilized as the 2019/20 construction season gets underway.
- **R** Issue QPR15-1: **Communities Near Newly-Constructed Drainage Sluices that are in Operation Are Experiencing Problems.** Five drainage sluices in Polders 32 and 35/3 have been completed and have been in operation since early 2019. At each location, community members are reporting that they continue to suffer from salinity and/or waterlogging because the gates do not fully close. The Contractor should rectify and monitor water quality (specifically, salinity and pH) in the area affected in the interior of the polder. In cases where it is a social issue, the NGO responsible for the WMO formation and any ad hoc WMO committee already in place should be made aware of the issue so they may participate in its resolution.
- **R** Issue QPR15-3: **DDCS&PMS Consultants do not meet all tasks of LAP preparation as per contract.** The LAP-related part of the scope of work includes: land management data; digital representation of cadastral maps and revenue maps with the plot number; central repository of all the land related data, owner details etc.; pictorial representation of Land Map on Satellite image; Viewing of daily Land Acquisition status on color coded thematic map; Customized report generation with graphical representation on charts, graphs with dashboard; Land Cost Estimation, Calculation & Payment to the Land owner; etc. A time-based action plan to deliver all elements should be developed by the Consultants and implemented.
- **R** Issue QPR12-1: **Package 02 Contractor physical progress is weak.** The physical progress of package-2 up to June 2020 is only 52.14% against the revised target of 67.09%, Which is less than satisfactory. The contractor needs to prepare a revised plan of work considering the

COVID-19 situation and also the proposed time extension status. Intensive monitoring of works by the DDCS & PMS consultants has to be ensured.

- **R** Issue QPR9-1: **Functionality of PAVCs, PRACs and GRCs is At Risk.** Simply due to the lack of honoraria or allowance, committees that are critical to the Project are not functioning well and are at risk of losing the interest of participants. Participation in these committees represents additional duty and requires extra effort and expense for travel, which is not compensated. Since the World Bank will not cover additional payments to government employees and since it is the practice of GoB to pay honorarium for such service, it is recommended that the GoB consider including its own funds for such purpose in the revised DPP.
- **R** Issue QPR6-2: **Engineer Needs to Deploy Additional Site Staff** now that the Package 02 Contractor is mobilizing. - The DDCS&PMS Consultants have submitted a request for budget re-allocation for this purpose to the PMU and the way forward must be agreed quickly so there is adequate supervision in place.
- **R** Issue QPR4-1: **Land Acquisition Cost Has Increased Dramatically.** World Bank and GoB to consider and formally agree on the budget re-structuring and financing to meet the increased land acquisition costs. Restructuring has now been agreed between the parties. Formal DPP approval is pending.
- **R** Issue QPR4-4: **Livelihood Restoration Program Needs Attention.** Limited training needs assessment has been done and no training delivered to date.
- **R** Issue QPR2-2: **DPP (GoB Authorizing Document) and Loan Agreement Amount Requires Amendment** to accommodate cost increases in estimated cost of works, land acquisition and consulting services (and change in the USD/SDR Exchange Rate as well as change in tax rate). This process takes as long as one year. In 2019, the BWDB submitted a draft proposal for DPP revision to the World Bank through ERD that takes the project through June 2022.
- **R** Issue QPR2-10: **Capacity Building and Independent Advice Needed for PMU/BWDB in FIDIC and Contract/Claims Management.** While these competencies are not expected of the PMU since the Engineer has been hired for this purpose, such training and advice would benefit the Project and the BWDB. The World Bank has provided a useful one-day orientation in 2016 followed by another in April 2018, but more is needed.
- **R** Issue QPR1-4: **LAP and RAP and the compensation payments must be expedited so that work sites can be handed over to the Contractor.** As of 31 March 2018, compensation to non-titled EPs stood at 83% of compensated EPs for Package 01 and 95% of this number have vacated their premises (thus 79% of all non-titled EPs). This is good progress, but it spanned 18 months. As of March 2020, after more than four years, only 2728 titled land-holders out of a total of 6787 in Package 01 have been compensated – 40.2% of titled EPs. While the scattered, non-contiguous encumbrance free stretches of embankment may have been a constraint initially, they are much less an issue now. Efforts must be made to avoid this type of problem persisting in Package 02, where after two years (as of June 2019), only 134 of 1777 titled EPs have been compensated and as of March 2019 only 701 have been compensated.

Status of All Issues Raised in Prior Quarters

All the issues from the prior Quarterly Progress Reports – whether red flag issues or otherwise – are summarized in the chapter on Issues along with the current status of implementation of recommendations.

Summary of Plans for the Next Two Quarters

Finance and Administration:

- Additional disbursement will be requested from the World Bank.
- Revised DPP will be finalized with a view to reprogramming and increasing funding level to address priority and global requirements of CEIP-1.
- Extension period amendment with approved budget expected to be executed for DDCS&PMS Consultants and for M&E Consultants.

Procurement:

- For Package 03, the RAP/LAP and tender document preparation will be completed.
- Proposals have been evaluated for the Consultancy Services for the Feasibility Studies and Preparation of Design for the next phase of CEIP, and the contract was negotiated on 20 December 2020, sent to World Bank on 11 January 2021 and No Objection issued by the World Bank on 17 January 2021. The contract is to be signed around mid-March 2021 and services to commence around May.

Design:

Complete the small amount of Package 02 and 03 design that is outstanding and obtain approval.

Works:

Package 01

Notice to commence was issued 26 January 2016. EOT was granted to 30 June 2020 and revised completion date of 30 June 2021 under review.

SI	Activity	Contract Quantity (Revised)	Done through June 2019		Done from Jul 2019-June 2020		Work to be completed during 2020-21	
			Full	Part	Full	Part	Full	Part
1	Embankment	200.617 kms	146.163	22.387	14.85	19.517	39.608	0.00
2	Drainage Channel excavation	151.21 kms	114.77	0	17.05	0	19.39	0.00
3	Drainage Sluice construction	38 nos.	35	3	3	0	0	0.00
4	Drainage Sluice repair	2 nos.	2	0	0	0	0	0.00
5	Flushing Sluice construction	29 nos.	28	1	1	0	0	0.00
6	Flushing Sluice repair	14 nos.	12	1	1	1	1	0.00
7	Slope protection	19.766 kms	9.188	0	4.98	0	5.598	0.00
8	River Bank protection	4.25 kms	4.05	0	0.1	0	0.10	0.00
9	Closure	1 no.	0	0	0	0	1	0.00

Source: DDCS&PMSC and CHWE data on June 2019 and June 2020, verified by the M&E Consultants based on spot checks.

Package 02

Notice to commence was issued 12 July 2017, but physical works got underway in January 2018. EOT granted through 30 June 2021 and additional extension will need to be considered.

SI	Activity	Contract Quantity (Revised)	Done through June 2019		Done from Jul 2019-June 2020		Work to be completed during 2020-21	
			Full	Part	Full	Part	Full	Part
1	Embankment	208.026 kms	18.82	13.30	17.29	21.124	171.916	0.00
2	Drainage Channel excavation	154.630 kms	19.07	0	6.91	0	128.65	0.00
3	Drainage Sluice construction	50 nos.	0	19	0	35	50	0
4	Drainage Sluice repair	6 nos.	0	1	0	2	6	0
5	Flushing Sluice construction	50 nos.	0	15	0	21	50	0

Coastal Embankment Improvement Project, Phase I (CEIP-I)

Sl	Activity	Contract Quantity (Revised)	Done through June 2019		Done from Jul 2019-June 2020		Work to be completed during 2020-21	
			Full	Part	Full	Part	Full	Part
6	Flushing Sluice repair	30 nos.	0	2	1	9	29	0
7	Slope protection	9.48 kms	0.15	0	0.6	0	8.73	0.00
8	Riverbank protection	5.12 kms	1.90	0	2.13	0	1.09	0.00
9	Closure	8 no.	0	0	0	0	8	0
10	Road Pavement on embankment and road crossing embankment	51 kms	0	0	0	0	0	0
11	RCC Flood Wall construction (no longer required)	0 kms (was 17)	--	--	--	--	--	--

Source: DDCS&PMSC and CHWE data on June 2019 and June 2020, verified by the M&E Consultants based on spot checks.

Construction Supervision:

The DDCS&PMSC will continue their focus on detailed planning with the Contractors to enable better monitoring to take place and more timely action on Contractor's part as delays will become apparent earlier. The S curves for Packages 01 and 02 appear at the end of the Executive Summary.

RAP/LAP:

The plans for RAP and LAP of Package 01 covering the next two quarters include:

Polder No.	Chainage		Total Land (ha.)	Present Status	Plan for the next two quarters
	Start (km)	End (km)			
P-32	16.687	17.143	0.58	Notice U/S-4 will be served	JVS
P-35/1	4.250	4.500	1.62	Waiting for JVS	Final approval by MoL/DC
	14.750	17.000	2.57	Notice U/S-4 have been served	JVS
	23.750	24.000	6.93	Send to the MoL for final approval	Notice U/S-7 will be served
	3.750	4.000	0.14	Notice U/S-4 will be served	JVS
P-35/3	5.00	5.250	0.68	Send to the MoL for final approval	Notice U/S-7 will be served

The plans for RAP and LAP of Package 02 covering the next two quarters include:

Polder No.	Chainage		Total Land (ha)	Present Status	Plan for the next two quarters
	Start (km)	End (km)			
P-39/2C	0 & 39.000	37 & 59.250	66.56	Notice under section (U/S)-7 has been served for twenty-one (21) mouzas out of twenty-two (22) mouzas and one (1) mouza under process in Pirojpur district. Issuance of notice under section (U/S)-7 served for four (4) mouzas out of five (5) mouzas and one (1) mouza under process in Jhalokathi district.	Notice Under Section (U/S)-7 will be served 2 (1+1) mouzas in Pirojpur and Jhalokathi district.
P-40/2	28+240	33+380	0.77	Court Case	Awaiting the verdict of the court case.
P-41/1	Km (8+890); DS-8		0.12	Pending DC Office	Waiting for approval of DLAC
P-43/2C	0+000	25+505	23.20	Out of eleven (11) mouzas Ten (10) mouzas are waiting for DLAC and the DC Office is preparing estimates for One (1) mouza.	1. Notice U/S-4 will be served (4 Mouzas) 2. Notice U/S-8 will be served (1 Mouza)
P-47/2	Km (13+500); DS-1 & Km (17+190); DS-3		0.26	Send to the MoL for final approval	Notice U/S-7 will be served.
P-48	Km (4+100); DS-6		0.17	Notice under section (U/S)-8 has been served.	Possession handover by DC to BWDB

Environmental Safeguards:

- Addressing the comments of WB and IPOE- Environment on EIA of Polder 14/1 and remaining EIA reports of Package 03.
- Conduct of the disclosure meeting of Package 03 EIAs.
- Preparation of 9th Bi-Annual Environmental Monitoring Report and submitting to WB,
- Continuous supervision and monitoring of the Contractors' implementation of EHS activities.

Monitoring and Evaluation:

The M&E Consultants are to prepare the 22nd and 23rd Quarterly Progress Reports, complete the second round Baseline Survey data analysis given the staggered start-up of Package 02, finding the cropping intensity using primary and secondary data (also using Landsat 8 satellite image), prepare the household Survey Report, improve on the web-based PMIS, undertake the 5th Annual Environmental Audit, participate in preparing the 10th Bi-Annual Environmental Monitoring Report, monitor the performance of CEIP-1, review the reports of the various CEIP-1 consultants and provide M&E training. The M&E team will also participate in any ISR missions of the World Bank.

Coastal Embankment Improvement Project, Phase 1 (CEIP-1)

Table ES 3: Package W-01 Contractor's S curve

RID No.	Description	Value (Taka)	Weight	Year			2020												2021										
				From	To	To Date	Scheduled												Actual										
1	General	40,610.52	4.0%	6.7%	0.0%	6.7%																							
2	Construction/Reconstruction of Embankment	1,440,620.60	20.0%	20.0%	0.0%	20.0%																							
3	Excavation/Reconstruction of Drainage Channel	16,077.60	1.0%	1.0%	0.0%	1.0%																							
4	Construction of Drainage Slits	602,677.60	8.0%	8.0%	0.0%	8.0%																							
5	Repairing of Drainage Slits	8,601.75	0.1%	0.1%	0.0%	0.1%																							
6	Construction of Flushing Inlets	379,668.20	5.0%	5.0%	0.0%	5.0%																							
7	Repairing of Flushing Inlets	82,561.60	1.0%	1.0%	0.0%	1.0%																							
8	Embankment Slope Protection Work	1,486,721.10	18.7%	17.0%	0.0%	17.0%																							
9	River Bank Protection Work	1,617,000.00	22.3%	20.0%	0.0%	20.0%																							
10	Drainage Work	115,000.00	1.6%	1.1%	0.0%	1.1%																							
11	Construction of closure dam	102,920.00	1.4%	2.5%	0.0%	2.5%																							
	Sub Total	6,878,068.02	88.76%	87.09%	0.0%	88.06%																							
1	Daywork (Provisional Sum)	25,712.90	0.3%	0.2%	0.0%	0.2%																							
2	Specialized Provisional Sum	802,000.00	10.6%	0.0%	0.0%	0.0%																							
3	Provisional Sum for Physical and Price Contingencies	311,240.00	4.0%	0.0%	0.0%	0.0%																							
	Sub Total	386,952.90	5.0%	2.0%	0.0%	2.0%																							
	Minor Items	274,699.62	3.7%	0.0%	0.0%	0.0%																							
	Grand Total	7,243,662,007.49	100%	90.82%	0.0%	90.10%																							
	Scheduled Monthly Accomplishment			0.0%	4.2%	8.0%	10.1%	9.0%	22.0%	31.9%	31.9%	31.9%	31.9%	31.9%	31.9%	31.9%	31.9%	31.9%	31.9%	31.9%	31.9%	31.9%	31.9%	31.9%	31.9%	31.9%	31.9%	31.9%	31.9%
	Scheduled Cumulative Accomplishment			0.0%	4.2%	12.2%	22.3%	31.3%	53.3%	85.2%	117.1%	149.0%	180.9%	212.8%	244.7%	276.6%	308.5%	340.4%	372.3%	404.2%	436.1%	468.0%	500.0%	531.9%	563.8%	595.7%	627.6%	659.5%	691.4%
	Actual Monthly Accomplishment			0.0%	4.2%	8.0%	10.1%	9.0%	22.0%	31.9%	31.9%	31.9%	31.9%	31.9%	31.9%	31.9%	31.9%	31.9%	31.9%	31.9%	31.9%	31.9%	31.9%	31.9%	31.9%	31.9%	31.9%	31.9%	31.9%
	Actual Cumulative Accomplishment			0.0%	4.2%	12.2%	22.3%	31.3%	53.3%	85.2%	117.1%	149.0%	180.9%	212.8%	244.7%	276.6%	308.5%	340.4%	372.3%	404.2%	436.1%	468.0%	500.0%	531.9%	563.8%	595.7%	627.6%	659.5%	691.4%
	Slippage			0.0%	0.0%	0.0%	0.0%	0.0%	0.0%	0.0%	0.0%	0.0%	0.0%	0.0%	0.0%	0.0%	0.0%	0.0%	0.0%	0.0%	0.0%	0.0%	0.0%	0.0%	0.0%	0.0%	0.0%	0.0%	0.0%
	IPC Nil							open IPC-14	IPC-16	IPC-19, 20, 21, 22	IPC-19, 20, 21, 22	IPC-19, 20, 21, 22	IPC-19, 20, 21, 22	IPC-19, 20, 21, 22	IPC-19, 20, 21, 22	IPC-19, 20, 21, 22	IPC-19, 20, 21, 22	IPC-19, 20, 21, 22	IPC-19, 20, 21, 22	IPC-19, 20, 21, 22	IPC-19, 20, 21, 22	IPC-19, 20, 21, 22	IPC-19, 20, 21, 22	IPC-19, 20, 21, 22	IPC-19, 20, 21, 22	IPC-19, 20, 21, 22	IPC-19, 20, 21, 22	IPC-19, 20, 21, 22	
	Cumulative Amount of IPC in BBT			0	177,040,943	344,081,886	511,122,830	678,163,773	845,204,717	1,012,245,661	1,179,286,604	1,346,327,548	1,513,368,492	1,680,409,436	1,847,450,380	2,014,491,324	2,181,532,268	2,348,573,212	2,515,614,156	2,682,655,100	2,849,696,044	3,016,736,988	3,183,777,932	3,350,818,876	3,517,859,820	3,684,900,764	3,851,941,708	4,018,982,652	4,186,023,596
	Current Amount of IPC in BBT			0	177,040,943	344,081,886	511,122,830	678,163,773	845,204,717	1,012,245,661	1,179,286,604	1,346,327,548	1,513,368,492	1,680,409,436	1,847,450,380	2,014,491,324	2,181,532,268	2,348,573,212	2,515,614,156	2,682,655,100	2,849,696,044	3,016,736,988	3,183,777,932	3,350,818,876	3,517,859,820	3,684,900,764	3,851,941,708	4,018,982,652	4,186,023,596
	Cumulative IPC Percentage			0.0%	2.4%	4.0%	5.6%	7.2%	8.9%	10.5%	12.1%	13.8%	15.4%	17.1%	18.7%	20.3%	22.0%	23.6%	25.2%	26.8%	28.4%	30.1%	31.7%	33.3%	35.0%	36.6%	38.2%	39.8%	41.5%

Legend: SCHEDULE ACTUAL PAYMENT

1. PROJECT BACKGROUND

After the implementation of CERP-II, Cyclone Sidr struck in 2007 and then Cyclone Aila in 2009, causing extensive damage and losses including loss of life. The Government of Bangladesh obtained a Credit of US\$ 375 million from the International Development Association (IDA) and a Grant of US\$ 25 million from the Climate Investment Fund (CIF) to finance the cost of the Coastal Embankment Improvement Project-Phase I (CEIP-I).

The objective of the investment is to support the Government of Bangladesh's efforts to protect the population and their productive assets in the polders and strengthen the embankments' long-term durability through embankment heightening, improved drainage, and foreshore afforestation. The project aims at restoration of the agriculture sector within the polder areas and rehabilitation of infrastructure with designs of a climate resilient standard that can guard against both tidal flooding and frequent storm surges.

The project will pilot the mobilization of Water Management Organizations (WMOs) to provide coordination among the competing needs of various users and to ensure sustainability by assigning maintenance responsibility to the WMO.

The project will also provide long term monitoring of the coastal zone, technical assistance, and strategic studies and training to strengthen the role of the polder infrastructure in protection of human lives, physical assets, the environment and agricultural productivity.

Most importantly it will support the initial implementation of the first slice of a fifteen- to twenty-year program for polder scheme rehabilitation and upgrading. Given Bangladesh's high level of vulnerability to natural disasters and climate change, and the large population residing in the coastal zone, this project is vital to its development. A map showing the Polders included under the Project is presented in Annex 1. A description of the basic characteristics of the polders included under the Project is presented in Annex 2 and the key outcomes of the project are as follows:

Table 1: Key outcomes of the project

	Key PDO Indicator	Original Target	Current Target (after restructuring)
1	Gross Area Protected	100,800 hectares	66,012 hectares
2	Direct Project Beneficiaries	760,000 people	724,202 people
3	Cropping Intensity	180%	180%

This QPR covers the entire Project, with all components as presented below.

Component A - Rehabilitation and Improvement of Polders (US\$291 million).

Component A1: Rehabilitation and Improvement of Polders (US\$ 286 million). (US\$ 266 million from IDA Credit; 20 million Grant from PPCR). The reconstruction and rehabilitation works will be designed with improved standards so that protection is for both tidal flooding and frequent storm surges. Investments will include improving O&M systems improvements.

Component A2: Afforestation (US\$5 million). Afforestation is important as it provides protection from tidal flooding and storm surge. This will include:

- Planting selected mangrove and other salt tolerant species are planned on BWDB's on the riverside of the embankment.
- Planting a range of commercial wood, fruit and other shallow rooting social forestry tree species is proposed on the foreshore lower slopes of embankments.

Plantings would commence after resolving land ownership and competing land-use (fish and shrimp ponds, rice paddies, livestock grazing, settlement, etc.) issues and the completion of needed earthworks on the embankments.

Component B-Implementation of Social and Environmental Management Frameworks and Plans (US\$56 million).

Component B1: Implementation of Social Action Plans (US\$3 million). It is envisaged that this component, along with the social afforestation (Component A2) will be implemented through a well-established Non-Government Organization (NGO). Social mobilization is expected to last around two years. This will be piloted in 4-6 polders and follow an eight-step process, as identified in the Guidelines for Integrated Planning for Sustainable Water Resources Management, published by BWDB in 2008. The objective is to enable participatory WMOs to become responsible for the operation and minor maintenance works of the polders under a memorandum of understanding with BWDB and enhance efficiency of local water management with their involvement. Should the participatory approach prove to be successful, it would be scaled up under the next phase of investments.

Component B2: Implementation of Social Management and Resettlement Policy Framework (SMRPF) and Resettlement Action Plans (RAPs) (US\$49 million). This component will finance:

- (i) the implementation of the RAP, including land acquisition and the resettlement and rehabilitation of PAPs,
- (ii) the development of a system to computerize land acquisition and resettlement data with Global Positioning System (GPS) reference, and
- (iii) an independent institute to undertake surveys and verify field data in order to guard against improper targeting of beneficiaries and/or false delivery of benefits in case of RAP.

Component B3. Implementation of EMF and EMPs (US\$4 million). This component will finance:

- (i) the preparation of EIAs for all remaining polders;
- (ii) the implementation of the Environment Management Plan (EMP) and environmental mitigation and enhancement measures; and
- (iii) the establishment of an environmental monitoring system in BWDB.

Some of the items under EMP will be integrated with the civil works and included in the budget of Component A1.

Component C- Construction Supervision, Monitoring and Evaluation of Project and Coastal Zone Monitoring (US\$32 million)

Component C1: Detailed Design and Construction Supervision (US\$16 million). This component will cover consulting services for

- (i) surveys, designs of remaining polders to be included in the project (other than the 5 for which detailed designs have already been completed), and
- (ii) Construction supervision of rehabilitation and improvement of coastal embankments.

The component will also finance surveys required prior to construction work.

Component C2: Third Party Monitoring and Evaluation of Project (US\$4 million). This component will cover consulting services for continuously monitoring project activities and providing feedback to the government and the implementing agency on the project's performance. This includes supervising the implementation of the Governance and Accountability Action Plan (GAAP), EMP and RAP. This will be provided through third party assessment and monitoring of key aspects of project implementation.

Component C3: Long Term Monitoring, Research and Analysis of Bangladesh Coastal Zone (US\$12 million at appraisal, but \$8.5 million in DPP). (US\$7 million from IDA credit; US\$5 million Grant from PPCR).

The project will support a comprehensive monitoring and morphological assessment of the Bangladesh Delta by financing procurement of goods, services, and incremental operation costs including for advanced technology and equipment, high resolution remote sensing images etc. This work will be carried out by key institutions in Bangladesh in cooperation and twinning arrangements with international institutions and experts concerning specific topics.

Component D - Project Management, Technical Assistance, Training and Strategic Studies (US\$21 million).

Sub-Component D1: Project Management Unit (PMU) will be established and maintained and all necessary audit reports financed;

Sub-Component D2: Technical assistance and training will support the coordination and management of the PPCR at program level and provide institutional capacity building, technical assistance and training for BWDB. -

Sub-Component D3: Strategic studies and future project preparation: whereby resources will be provided for needed strategic studies (including the continuous updating of the strategic polder assessment as well as all necessary preparatory studies for following phases of the CEIP.

Component E - Contingent Emergency Response: This component is included to enable a speedy response in the event of a serious calamity. It will enable quick re/allocation of funds for such event, but has no fund allocation at appraisal.

2. PROJECT INPUTS

2.1. Finance and Disbursements

Due to the COVID-19 pandemic, many PMU staff had been working from home during much of the quarter, though they have returned to office from June 2020. Financial data were therefore accessible for the quarter.

Disbursements from the World Bank to the Project

Cumulative figures of disbursements from the World Bank (and PPCR) to the BWDB appear below, converted from BDT to USD at a rate of 79 BDT per USD.

Disbursements to the Project stand at 58.95% of the total amount as of 30 September 2020 which is no change from the prior quarter. The total disbursed to date is \$235.8 million comprised of IDA Credit US\$210.8 m plus Trust Fund PPCR Grant US\$ 25.0 million.

Table 2: Disbursement from the World Bank to the Project

Cumulative as of Given Date	IDA Credit (USD million)	PPCR Grant (USD million)	Total (USD million)	As % of Total Project Cost
31-Dec-20	212.813	25.000	237.813	59.45%
30-Sep-20	210.813	25.000	235.813	58.95%
30-Jun-20	210.813	25.000	235.813	58.95%
30-Jun-19	163.342	24.474	187.816	46.95%
30-Jun-18	82.871	20.000	102.871	25.72%
30-Jun-17	38.481	16.876	55.357	13.84%
30-Jun-16	17.215	8.608	25.823	6.46%

Source: PD Office of CEIP-1

There had been a dramatic improvement in both disbursements by the World Bank and expenditures by the Project during the 17/18 and 18/19 fiscal years, but COVID-19 has slowed the forward momentum in 2020.

Project Expenditures

Tables 3 and 4 present the Revenue/ Input Expenditure Data as well as Capital/ Output Expenditure Data as of 30 September 2020.

Revenue expenditures in the first quarter of FY 2020/2021 were at 0.21% of the planned expenditures for the current FY (column 8, last row of Table 3). Cumulatively, revenue expenditures stand at 55.29% of the project budget for these expenditures as of 30 September 2020 (column 10, last row), up from 55.26% in June 2020, 44.46% in June 2019 and 32.39% in June 2018.

Coastal Embankment Improvement Project, Phase I (CEIP-I)

Table 3: Revenue Expenditures / Input Cost up to 4th Quarter of FY 2019-20 (as of 31 December 2020)

All BDT in Lakh Taka ("00,000)										
Services Package	Planned for		Progress				Achieved (%) of this FY against		Cum. achieved against the Total Project Cost	
	Major items of action	Total Project	FY 2020-21	Cum. upto last FY	This (2nd) Quarter of the FY	This FY		This FY's Plan		Total Project
		BDT	BDT	BDT	BDT	BDT	US \$	%		%
Rf #	1	2	3	4	5	6	7	8	9	10
1. Implementation of SAP and EMP										
1.a	Resettlement / Compensation Payments other than Land Acquisition	12,700.00	600.00	9,392.67	10.12	10.12	12,810	1.7%	0.1%	74.04%
1.b	Consultancy service to Imminent (a) Social afforestation;(6) social action plan (incl. setting up WMOs)	1,987.21	1,000.00	751.83	192.78	192.78	244,025	19.3%	9.7%	47.53%
2. Construction Supervision, M&E, Delta Monitoring										
2.a	Consultancy Services for Constructin Supervision & Detailed Engineering Design of remaining 12 Polder under CEIP, Phase-1	14,092.29	2,000.00	11,953.67	-	-	-	-	-	84.82%
2.b	Third Party Monitoring & Evaluation (M&E) of overall project implementation. RAP & EMP	2,699.51	550.00	2,139.26	58.02	58.02	73,443	10.5%	2.1%	81.40%
2.c	Consultancy Service for Long term monitoring, rescach of Bangladesh Coastal Zone	11,860.60	2,794.00	5,156.35	318.37	318.37	403,000	11.4%	2.7%	46.16%
3. Project Management, TA, Training, Strategic Studies										
3.a	Project management support and audits	9,600.21	550.00	2,771.76	29.98	46.51	58,873	8.5%	0.5%	29.36%
4.	Overseas Training	745.45	-	302.20	-	-	-	-	-	40.54%
5.	Honourium/fees/Remuneration	30.00	6.00	16.97	1.35	2.04	2,582	34.0%	6.8%	63.37%
	Other Activities not yet undertaken *	5,069.09	800	-	-	-	-	-	-	-
Sub-total Revenue Component		58,784.36	8,300.00	32,484.71	610.62	627.84	794,733	7.56%	1.07%	56.33%
* Other Activities include the activities - Consultancy Services for Institutional Capacity building and Feasibility studies and preparation of design for the following Phases of CEIP										
Source: IMED-05 report December, 2020 of CEIP-I										
									1 USD=79 BDT	

Revenue expenditures were just over 1% of total project revenue costs during the October-December 2020 quarter.

Table 4: Capital Expenditures / Output Cost as of 4th Quarter of FY 2019-20 (as of 31 December 2020)

All BDT in Lakh Taka ("00,000)										
Goods & Works Package	Planned for		Progress				Achieved (%) of this FY against		Cum. achieved against the Total Project Cost	
	Component / Sub-Component	Total Project	FY 2020-21	Cum upto last FY	This (2nd) Quarter of the FY	This FY		This FY's Plan		Total Project
		BDT	BDT	BDT	BDT	BDT	US \$	%		%
Rf #	1	2	3	4	5	6	7	8	9	10
1.a	Equipment and goods under Comp. B, C, D (6800)	1,545.30	4.00	718.11	-	0.13	165.00	0.0325	0.008%	46.5%
1.b	Afforestation	3,280.00	550.00	700.00	300.00	300.00	379,747.00	0.55	9.1%	30.5%
2.a	Acquisition of Land (544.16 ha)	45,394.95	2,000.00	22,133.20	339.17	339.17	429,329	17.0%	0.7%	49.5%
3.a	Construction & Re-constructions of Drainage Structures (7041)	29,602.93	2,000.00	10,800	-	-	-	-	-	36.5%
3.b	Others (7081)	173,904.23	12,146.00	103,474.73	-	-	-	-	-	59.5%
	Other Activities not yet undertaken **	2,815.00	-	-	-	-	-	-	-	-
Sub-total Capital Component		256,542.41	16,700.00	137,826.04	639.17	639.30	809,241	3.83%	0.25%	54.0%
** Other Activities include the activities - "CD & SD"										
Source: IMED-05 report December, 2020 of CEIP-I										
									1 USD=79 BDT	

As for capital expenditures, the expenditures were negligible during the October-December 2020 quarter (column 8, last row of Table 4). Cumulatively, the project has disbursed 54.0% of the total capital expenditures budgeted for the project (last row of column 10). The 2019-20 capital expenditure was 10.4% of the project's total capital compared to a remarkable 18.9% of the project's total capital

budget having been expended during the 2018-19 fiscal year. Again, COVID-19 did have an impact on the achievement affecting the last two quarters – the first of these being especially impacted as it is generally the most productive quarter for construction progress.

Table 5 presents the share of expenditures for revenue items. It shows a 19.3% share to date which is in line with the overall life-of-Project plan of 18.6%. The expenditure under consultancies and non-titled compensation normally precedes capital (works and land acquisition) expenditures due to design, procurement and land title documentation efforts required, but much of this is now completed and the works are substantially advanced so the experienced share of cost which is revenue is as expected.

Table 5: Share of Disbursement which is Revenue Expenditure – as of 31 December 2020

	Planned for FY 2020-21	Actual up to this Quarter of FY 2020-21	Actual Inception to Date	Plan for Overall Project
Revenue Expenditure	10,506,329	794,733	41,914,619	74,410,582
Capital Expenditure	59,113,924	809,241	175,272,583	324,737,228
Share of Cost which is Revenue	33.2%	49.5%	19.3%	18.6%

As of December 2020, the Loan had become effective for 88 months. According to the IMED reports prepared by PMU, total expenditure by the project to date is as follows:

Table 6: Cumulative Expenditures by the Project

Date	Cumulative Disbursed (\$million)	Cumulative Disbursed (% of total project cost)
31-Dec-20	217.32	52.3%
30-Sep-20	215.58	51.9%
30-Jun-20	215.58	51.9%
30-Jun-19	173.63	43.4%
30-Jun-18	96.96	23.4%
30-Jun-17	50.44	12.6%
30-Jun-16	21.97	5.7%

Source: IMED reports

A total of \$31.65 million is projected by PMU to be expended during the current FY 2020-21.

Annex 4 provides further details on the status on Finance and Disbursements by the Project.

2.2. Project Inputs – Personnel and Equipment

Project Organization Chart

The Project Organization chart is depicted in Figure 2 below.

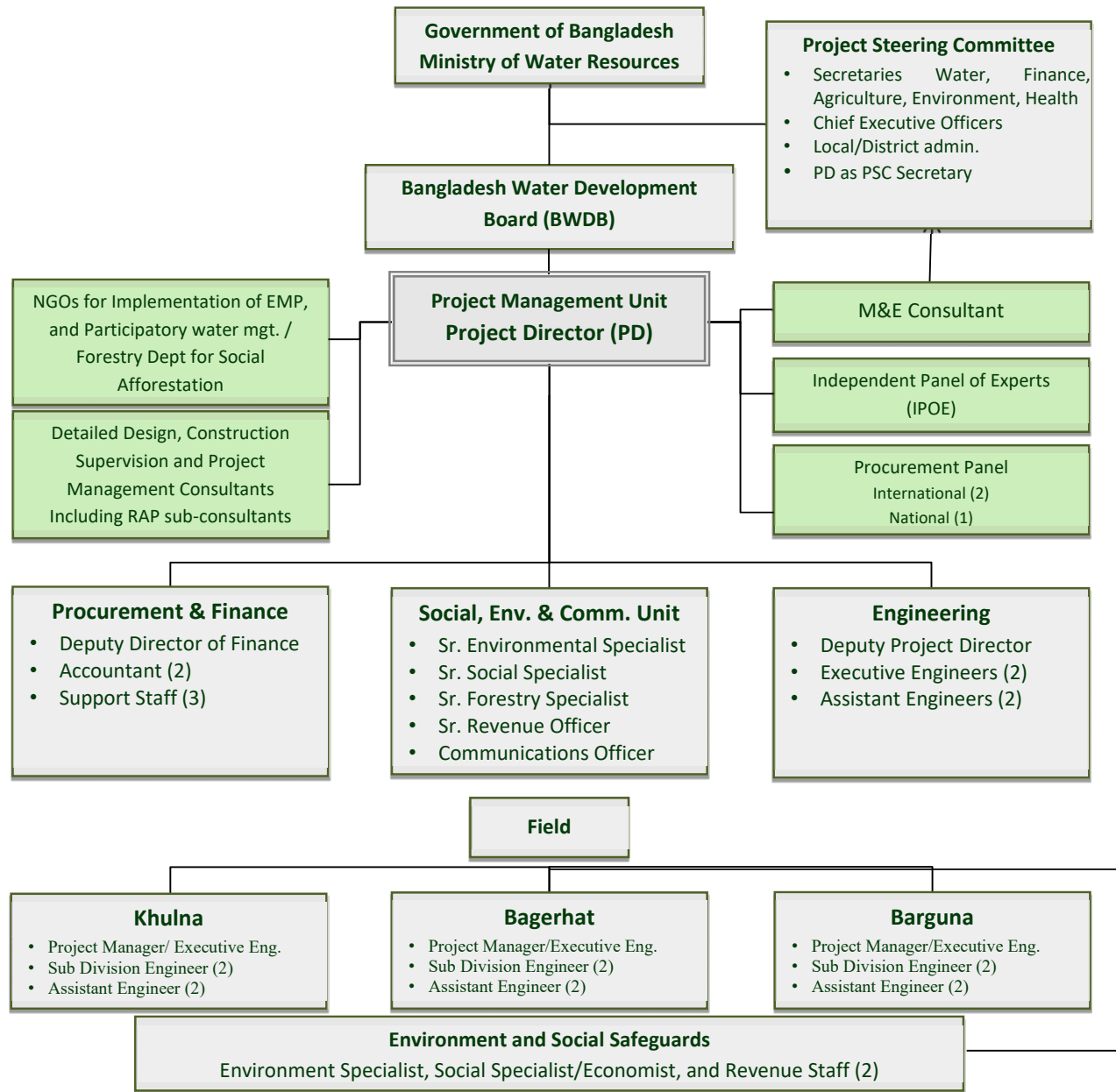


Figure 3: Project Organization Chart

Project Management Unit (PMU)

The PMU is to oversee overall project implementation. The Project Director (PD) is in charge of the PMU. The PD is signatory of all relevant project actions including on the project accounts.

PMU staff assists the PD in the discharge of project duties. The list of staff and deployment dates is attached as Annex 2. The PMU office and staff in Dhaka oversee all consultants working on the project.

The PMU maintains three district-based offices in Khulna, Bagerhat, and Barguna. The Khulna office has had a CEIP-1 dedicated XEN since 2015 who looks after Package 01 works in both Khulna and Bagerhat Districts with the assistance of the regular BWDB staff in the Bagerhat office as needed. Instead of designating a CEIP-1 XEN for Package 2 of existing O&M division, the regular BWDB XENS for the four districts concerned have been directed by BWDB to take an additional responsibility of CEIP-1.

Detailed Design, Construction Supervision and Project Management Support Consultant (DDCS&PMSC)

The DDCS&PMSC has been engaged for the design of the physical works and to devise and implement the Resettlement Action Plan and implement the Environment Impact Assessment (EIA) and Environment Implementation Plan (EMP). The DDCS&PMSC also supervises construction as the Engineer under FIDIC conditions of contract. The DDCS&PMSC is comprised of Royal HaskoningDHV in association with DevCon, DPM, IWM and DHI.

The Consultant was mobilized in January 2015. The DDCS&PMSC maintains two field offices. The DDCS&PMS Consultant retains contractual responsibility for these services.

The status of the most critical key staff deployment is shown in the table below.

- Position of Construction Resident Engineer (Int.) for Package 01 has been vacant since August 2018
- Position Resettlement Specialist (Nat.) is vacant for a long period of time.

Table 7: Status of Deployment of Most Critical Staff of DDCS&PMS Consultant

Sl.	Position	Name	Status	Status	Status
			31-Dec--18	30-Jun-20	31-Dec-20
Professional (International)					
1	Team Leader	Jean Henry Laboyrie & Gerard Pichel	Derk Jan (Dick) Kevelam in place	Laboyrie n place	Laboyrie n place
2	Construction Resident Engineer- Package 01	Paul Zwetsloot	Vacant	Vacant	Vacant
3	Construction Resident Engineer- Package 02	Trevor Morrish Hale	Vacant as of Aug 2017; One candidate approved but failed to join due to health; proposed candidate under review.	GM Akram Hossain in place	GM Akram Hossain in place
Professional (National)					
1	Deputy Team Leader	Md. Habibur Rahman	In place	In place	In place
2	Deputy Resident Engineer-Pkg 01	Mazibur Rahman Khan	Vacant	A.K.M. Sayeed Uddin in place	A.K.M. Sayeed Uddin in place
3	Deputy Resident Engineer-Pkg 02	Md. Gulzer Hossain	Mr. Abu Sayed Kamruzzaman in place	Mohammad Ali in place	In place
4	Resettlement Specialist/ Sociologist	M. A. Latif	Md. Zainal Abedin	Vacant	Vacant

The DDCCS&PMSC's RAP Team commenced their field work on 01 March 2015. On 01 March 2016, a second field team was established for the Package 02 polders.

Status of deployment of consultant's RAP Team

- The staffing pattern today is very much reduced from the first years of the project.
- There are now only 14 staff whereas there used to be 37. There is a concern as to whether this is contributing to the length of time required to prepare indents and process compensation.
- In addition, FGD/community consultation would have been substantially reduced.

NGO Consultancy Service to Implement: (a) Social Mobilization with Social Action Plan (including setting up WMOs), (b) Social Afforestation and (c) Integrated Pest Management (IPM) Plan

According to the policy of the GoB, work on WMO formation should begin prior to commencement of civil works so that users are consulted during both design and implementation of the project and to ensure ownership and commitment to effective O&M. These consultancies had been delayed, but the five NGO contracts have been awarded – three in February 2019 and two in April 2019 – and work is underway. Earlier, it was planned to implement social afforestation through these same NGOs, however, considering sustainability/raising of the planned trees (which takes at least 10 years) after completion of the project, it was decided to carry out the task of planting trees through the Bangladesh Forest Department (BFD) with which MOUs have been executed.

The NGOs are involved in motivation and awareness raising of the local people towards afforestation program, group formation for the afforestation under social forestry rule, provide training to the participants and other stakeholder, explore the suitable livelihood options for the participants etc. along with the other two (2) main tasks - i.e., Social Mobilization with Social Action Plan (incl. setting up WMOs) and Integrated Pest Management (IPM) Plan. World Bank has concurred with this changed arrangement.

There are five packages for doing NGO services consultancy implementation, therefore, their contract signing date, services commenced date and office setup status are given below-

- **Package S01-A (Khulna District)** – Contract signed on February 24, 2019 and services commenced from March 18, 2019. Office setup has been done, one is at Khulna and another one is at Dacope.
- **Package S01-B (Bagerhat District)** – Contract signed on February 24, 2019 and services commenced from March 18, 2019. Office setup has been done, one is at Bagerhat and another one is at Sharonkhola.
- **Package S01-C (Pirojpur District)** – Contract signed on February 24, 2019. The Consultant has commenced the services from March 18, 2019. Office setup has been done at Bhanadaria.
- **Package S01-D (Barguna District)** – Draft Contract signed on 08 April, 2019. Contract signed on 02 May, 2019. Office setup has been done, one is at Barguna and another one is Patharghata.
- **Package S01-E (Patuakhali District)** – Contract signed on 02 May, 2019. Office setup has been done, one is at Galachipa and another one is Kalapara.

Consultancy Service for Long Term Monitoring, Research and Analysis of Bangladesh Coastal Zone

The Consultants have been engaged for Long Term Monitoring Research and Analysis of Coastal Zone of Bangladesh. The objectives of the studies are:

1. Create a framework for polder design, based on understanding of the long term and large-scale dynamics of the delta and on sustainable polder concepts.
2. Present an overview of values of relevant parameters at locations in the polder area, now and in the future, as boundary conditions for polder design and management

3. Develop a long-term investment plan for implementation of the proposed design and management improvements leading to integrated water resources management, targeting sustainable development goals.
4. Build the analytical foundation and technical capacity of BWDB and other stake holders including local communities, as appropriate, to engage in science driven decisions on floods, storm surges and drought hazards in the coastal region of Bangladesh.

The Consultant mobilized on 28 October 2018. The project office is situated at Flat #3/B, House #4, Road #23/A Block B, Banani, Dhaka-1213. The office was fully equipped and functional on 14th December 2018.

Works Contractors

Works Contractor Package 1

The First Engineering Bureau of Henan Water Conservancy of China was contracted on 01 November 2015 for the construction work involving Polder 32, 33, 35/1 and 35/3 and received notice to commence on 26 January 2016. The original Project Manager was replaced at the request of the Engineer due to poor performance.

Table 8 provides the contractor's manpower mobilization status at the end of the quarter compared to the prior quarter. The number of staff is lower as of 30 September 2020 compared to 30 June 2020 which is expected because of heavy rain and COVID-19 outbreak. A list of the contractor's key staff with contact details is given in Annex 3.

Table 8: Manpower Mobilized by Package 01 Contractor

SN	Staff Category	Total Nos. 30	Total Nos. 31	Khulna	32	33	35/1	35/3
		September 2020	December 2020					
1	Management	4	5	1	1	1	1	1
2	Technical Staff	27	38	10	7	3	13	5
3	Operator/ Driver	61	40	2	10	5	13	10
4	Skilled Worker	28	47	1	5	5	31	5
5	Laborers	46	27	0	0	2	15	10
6	Logistic	19	15	2	5	0	5	3
Total		185	172	16	28	16	78	34

Source: Contractor CHWE Monthly Progress Report, September and December 2020

Tables 9 and 10 present the contractor's equipment mobilization status against Engineer's estimate of requirements, which was updated in December 2020. The DDCS&PMSC calculated the equipment needs for Contract W-01 based on standard capacities and utilization.

Table 9: Required Equipment –Estimate of DDCS&PMSC Package 01

Name of Polder	Bulldozer S.F roller, Compactor (150 HP)	Dump Truck + carry Scraper	Exca- vator	Concrete Mixing Machine	Sand pile driving equip- ment	Sheet pile driving equip- ment	CC block manu- facturing machine	Batching plant	Positioning ship	Survey Vessel	Barge	Wheel Loader
1	2	3	4	5	6	7	8	9	10	11	12	13
32	6	23	13	6	4		2	2	1	1	6	3
33	5	17	11	12	10	2	1	1	1	1	6	2
35/1	12	48	23	15	9	2	3	3	1	1	8	3
35/3	5	16	9	7	5	1	1	1	1	1	4	6
Total	28	104	56	40	28	6	7	7	4	4	24	14

"nr" denotes "not reported"

Source: Report Received from DDCS&PMSC, December 2020

Table 10 shows the actual equipment in place as of 31 December 2020. Given the revised Work Program that was approved by DDCS&PMS Consultants (as Engineer) and its 17-month extension of time, these levels appear to be adequate.

Table 10: Equipment Deployed by Package 01 Contractor as of 30 June 2020

Name of Polder	Bulldozer S.F roller, Compact	Jump Truck + carry Scraper + Tractor	Exca-vator	Concrete Mixing Machine	Sand pile driving equip-ment	Sheet pile driving equip-ment	CC block manu-facturing machine	Batching plant	Positioning ship	Survey Vessel	Barge	Wheel Loader
1	2	3	4	5	6	7	8	9	10	11	12	13
32	1+2+0	15+5+38	9	6	4	1	2	0	1	1	2	3
33	3+0+0	10+5+36	10	6	1	1	1	1	1	1	2	2
35/1	15+0+5	32+3+25	15	18	5	1	2	2	1	1	4	6
35/3	6+2+0	12+5+22	11	7	6	1	1	1	1	1	2	6
Total 31 Dec 20	34	208	45	37	16	4	6	4	4	4	10	17
Total 30 Sep 20	34	208	45	37	16	4	6	4	4	4	10	17
Total 30 June 20	34	208	45	37	16	4	6	4	4	4	10	17
Total 31 Mar 20	34	208	45	37	16	4	6	4	4	4	10	17
Total 30 June 19	34	208	45	37	16	4	6	4	4	4	10	17

Source: Report Received from DDCS&PMSC, December 2020

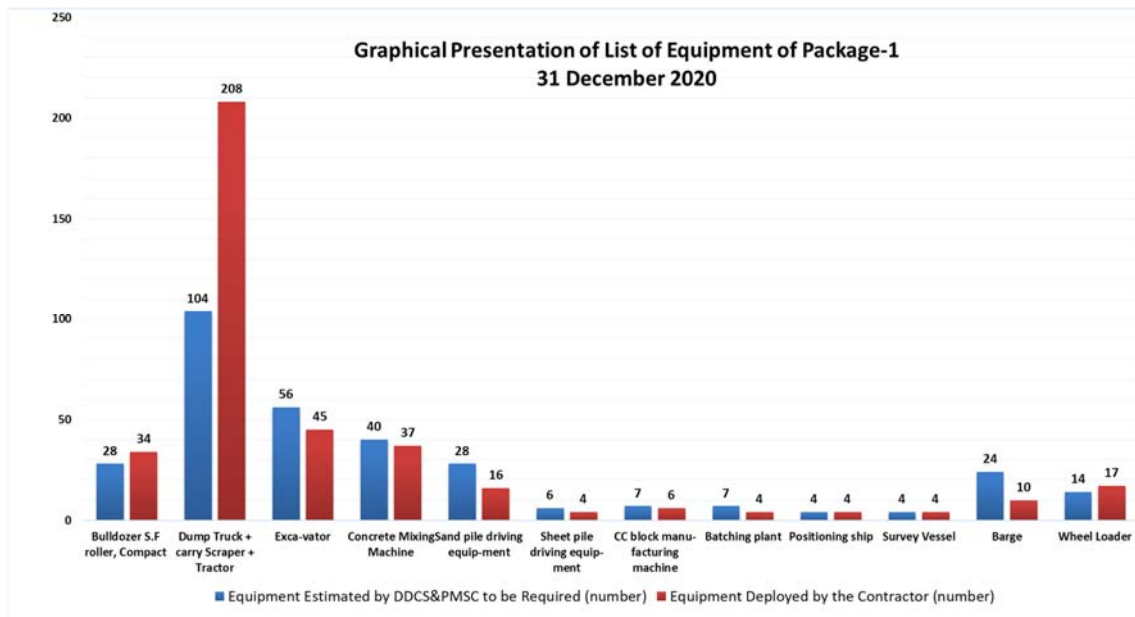


Figure 4: Comparison of Equipment Available and Required – Package 01

Works Contractor Package 2

Table 11: Manpower Mobilized by Package 02 Contractor

SN	Staff Category	Total Nos.		Patua-khali		39/2C	40/2	41/1	43/2C	47/2	48
		30 Sep 2020	31 Dec 2020	Dhaka							
1	Management	11	21	9	0	4	2	1	2	1	2
2	Technical Staff	8	31	0	0	1	15	3	6	5	1
3	Operator/ Driver	14	49	0	2	3	15	1	5	8	15
4	Skilled Worker	33	102	0	3	3	31	8	17	5	35
5	Laborers	84	167	0	1	25	57	15	37	9	23
6	Admin/Support	11	12	0	0	3	3	2	2	1	1
Total		161	382	9	6	39	123	30	69	29	77

Source: Contractor CICO Monthly Progress Report, June and September 2020

Table 12: Equipment Requirements per DDCS&PMSC – Package 02

Equipment Estimated by DDCS&PMSC to be Required (number)																
Name of Polder	Exca- vator	Dump Truck	Bull- dozer and Roller	Flat- bed Truck	Truck with crane	Crane	Pay loader	Water Bowser	Sheet pile driving equip	Sand pile driving equip	Fork- lift	Barge	Survey Vessel	Position- ing ship	CC block manu- facturing machine	Mixture Machine
1	2	3	4	5	6	7	8	9	10	11	12	13	14	15	16	17
39/2C	14	20	5	3	1	1	4	1	1	3	15	3	0	0	5	3
40/2	9	11	3	1	0	0	3	1	1	1	1	0	0	0	0	4
41/1	5	6	1	2	1	0	4	1	1	2	2	1	0	0	0	7
43/2C	6	8	2	0	0	0	3	0	1	2	2	0	0	0	0	4
47/2	2	3	1	2	0	0	3	1	1	2	1	0	0	0	0	6
48	13	21	6	3	1	0	7	1	1	1	1	0	0	0	0	5
Total	49	69	18	11	3	1	24	5	6	11	22	4	0	0	5	29

Table 12 reports on the equipment estimated to be required for Package 2 while Table 13 reports on the equipment actually available with the Package 02 Contractor.

Table 13: Equipment Deployed by Package 02 Contractor as of 31 December 20120

Equipment Estimated by DDCS&PMSC to be Required (number)																
Name of Polder	Exca- vator	Dump Truck	Bull- dozer and Roller	Flat- bed Truck	Truck with crane	Crane	Pay loader	Water Bowser	Sheet pile driving equip	Sand pile driving equip-	Fork- lift	Barge	Survey Vessel	Position- ing ship	CC block manu- facturing machine	Mixture Machine
1	2	3	4	5	6	7	8	9	10	11	12	13	14	15	16	17
39/2C	8	8	4	3	0	1	4	0	0	2	53	0	0	0	12	0
40/2	12	24	3	1	0	0	2	0	0	0	0	0	0	0	7	0
41/1	7	13	1	4	0	0	3	0	0	4	2	0	0	0	6	0
43/2C	23	13	4	2	0	0	5	0	0	4	0	0	0	0	7	0
47/2	0	0	0	1	0	0	0	0	0	0	9	0	0	0	10	0
48	10	36	4	2	0	1	3	0	0	0	1	0	0	0	12	0
Total 31 Dec 20	60	94	16	13	0	2	17	0	0	10	65	0	0	0	54	0
Total 30 Sep 20	57	112	15	0	0	0	18	0	0	10	65	0	0	0	52	0
Total 30 Jun 20	57	112	15	0	0	0	18	0	0	10	65	0	0	0	52	0
Total 31 Mar 20	101	140	19	0	0	0	19	0	0	10	0	0	0	0	50	0
Total 31 Dec 19	36	78	11	11	3	1	21	5	0	nr	66	3	0	5	5	51
Total 30 Sep 19	36	78	11	11	3	1	21	4	0	7	65	3	nr	0	5	51
Total 30 Jun 18	31	69	9	11	3	1	21	4	0	6	39	0	nr	0	5	15

Source: DDCS&PMS Consultant Monthly Progress Report and CICO Contractor Monthly Progress Report, December & September 2020.

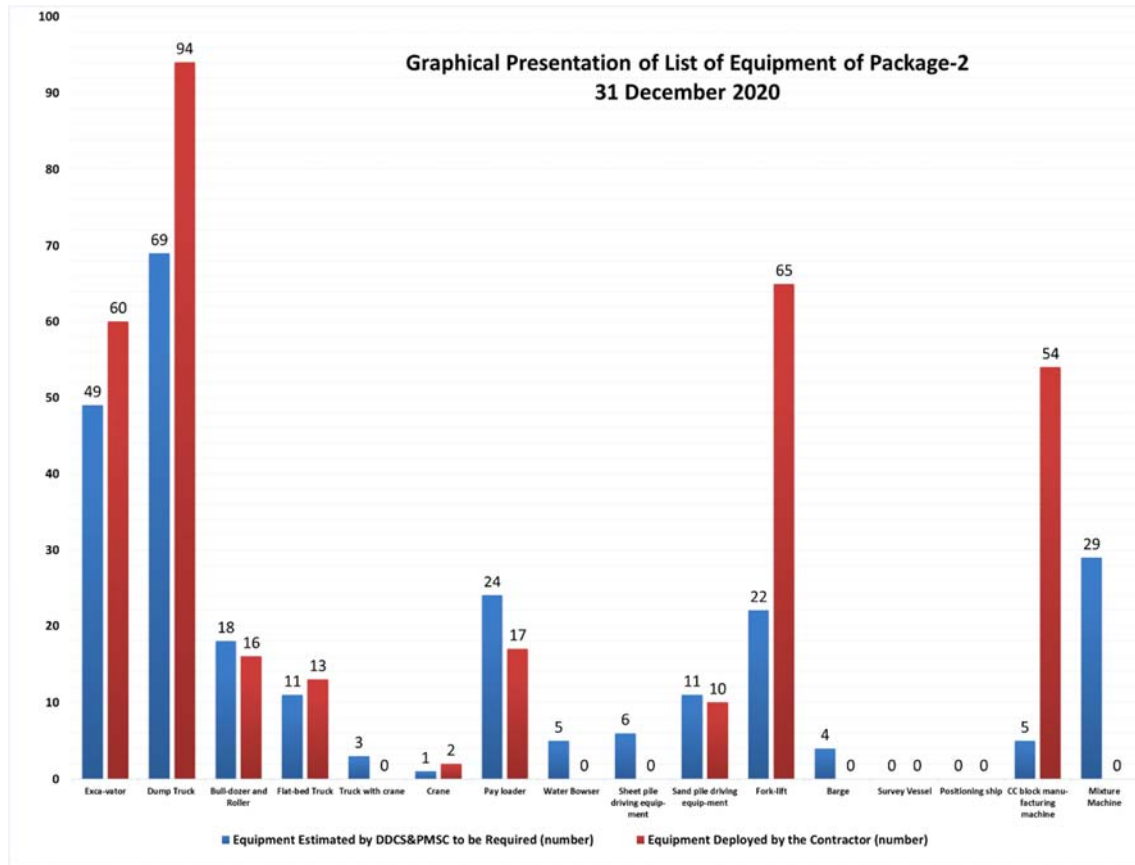


Figure 5: Comparison of Equipment Available and Required – Package 02

Works Contractor Package 3

Being deferred to a future phase of CEIP.

Third Party M&E Consultants

Background and Status Prior Quarter	Current Quarter update
<p>As background, the M&E Consultants assist the PMU in monitoring the RAP, SAP and EMP and in monitoring processes and outputs and evaluating the impacts of CEIP-1 overall. The M&E Consultants signed the contract on 01 October 2015 and mobilized on 01 November 2015. All of the key staff have been mobilized. The national Environmental Specialist, became unavailable and a candidate was proposed as his replacement in August 2016 and subsequently approved. The national Social Safeguards Specialist became unavailable and a candidate was proposed in January 2019 and subsequently approved and mobilized on 01 August 2019.</p> <p>A budget-neutral contract modification #1 was approved in 2018.</p> <p>A budget-neutral contract modification #2 was approved on 21 October 2019.</p>	<p>All staff are in place though a replacement candidate for the international Environmental Specialist has been proposed and is under evaluation by PMU.</p>

2.3. Procurement

There are 44 procurement packages under services – 11 packages for firms and 33 for individual consultants. Two packages for firms and five packages for individual consultants have been dropped. For the 9 packages to be contracted out to firms, 8 have been contracted – namely,

- DDCS&PMS Consultants,
- Third-Party M&E Consultants,
- Long-Term Monitoring, Research and Analysis of Bangladesh Coastal Zone; and
- Five packages for the Consultancy for Social Afforestation, SAP and WMOs (now with Social Afforestation re-assigned to the Department of Forestry). Two of these five packages were signed during the quarter on 8 April 2019.
- Consultancy Services for conducting Internal Audit of CEIP-1 - Contract has been signed on August 06, 2020.

Under Process

- Only the consultancy for Feasibility Studies and Preparation of next phase of CEIP-1 remains to be awarded and, negotiation has been started from October 04, 2020 and concluded in December 2020.

As of 30 December 2020, all the individual's consultants have been engaged, however, new contracts will be signed after approval of RDPP.

For details of all procurement see Annex-5: **Project Input Procurement Status and Plans.**

3. STATUS OF PROJECT OUTPUTS BY COMPONENT

Outputs are presented by component and based on the reports of the partners responsible for the respective component.

3.1. Outputs of Component A: Rehabilitation and Improvement of Polders

3.1.1 Outputs of A1: Rehabilitation and Improvement of Polders –Package 01

Mobilization and Preconstruction Activities

These activities are complete, though they were slow to materialize as described in earlier reports.

Engineer’s Site Offices, Laboratory and Inspection Sheds

All Engineer’s site offices, laboratories and facilities have been essentially completed since Mar 2018.

Contractor Main Offices and Site Offices/Camp Sites

Background and Status Prior Quarter	Current Quarter update
<ul style="list-style-type: none"> The Contractor established their main office in Dhaka and Khulna shortly within the time of commencement. The Contractor has built permanent site offices, and living quarters, which are 100% completed and fully functioning. The Contractor has set up a functioning laboratory at BWDB’s Numagar premises in Khulna. Warehouse facilities for storage of cement and other perishable material has been put in place in each polder. 	Done.
CC block manufacturing machines – 5 fully operational (the manual machines are not in production any more)	Only two machines currently in use.

Locations of the CC block pre-casting yards is summarized in the table below.

Table 14: Number of Manual and Automated CC Block Machines by Location

SN	Location by Type	Number in Production	Number not in Production
1	Manual Process Yards		
1.1	Polder 32 at km 36+000 (Dacope)		1 set
1.2	Polder 33 at km 37+450 (Chunkuri)		1 set
1.3	Polder 35/1 at km 15+000 (Boraitola)		1 set
1.4	Polder 35/3 at km 29+000 (Khagraghat)		2 set
2	Automated CC Block Machine Yards		
2.1	Polder 32 (Khulna)		2
2.2	Polder 33 (Mongla)		1
2.3	Polder 35/1 at km 18+600 (Tafalbari)		1
2.4	Polder 35/3 at km 14+000 (Daratana)		1
	Total Automated CC Block Machines	0	5

Source: Contractor (CHWE) monthly progress reports

Pre-Construction Survey Works

According to the Contractor’s monthly progress reports, cross-section survey works for pre-construction survey have been done as follows:

- Embankment – 99%
- Hydraulic Structure – 100%
- Bank protection – 98%
- Drainage channel – 80%

GC Sub-Clause 8.3 Work Program

Background and Status Prior Quarter	Current Quarter update
Consultants have approved a revised Work Program on 26 August 2018 which shows completion of the works in June 2020. This represents a 17-month extension and has been approved.	
Progress up to 30 June 2020 is 89.84% compare to the plan of completing 100%. However, due to COVID-19 pandemic situation it was difficult to finish the work within the time. Due to the pandemic of COVID-19, the Government of Bangladesh has issued a circular for one-year extension of all the projects. The Contractor has submitted a Claim for Extension of time with detailed report and supporting documents. Formal approval of one-year extension of this contract is now under process.	Contractor should be requested to provide a work programme for this construction season showing how they intend to complete the work on time.

Embankment Works

161.008 kms **embankment work** is fully done and working length stands at 180.525 kms as of 31 December 2020, which is the same progress as in September 2020 due to post-monsoon.

Table 15: Package 01 Progress on Embankment Re-sectioning/Retired in kms

Polder	Revised Target (Kms.)	As of 30 Sep, 2020			As of 31 Dec, 2020		
		Length of Working Area (kms)	Fully Done (kms)	In Progress (kms)	Length of Working Area (kms)	Fully Done (kms)	In Progress (kms)
32	49.666	49.037	35.595	13.442	49.037	35.595	13.442
33	49.154	43.691	43.461	0.23	43.691	43.461	0.23
35/1	61.972	49.922	46.222	3.7	49.922	46.222	3.7
35/3	39.825	37.875	35.730	2.145	37.875	35.730	2.145
Total	200.617	180.525	161.008	19.517	180.525	161.008	19.517

Source: DDCS&PMSC and CHWE data on September 2020 and December 2020, verified by the M&E Consultants based on spot checks.

The earthwork progress totals 87.00% which is all most same as in the prior quarter. See Table 16.

Table 16: Package 01 Progress on Embankment Earthwork in m3

Polder	Revised Contract Length (km)	Contract Qty (000 m3)	30-Sep-20		31-Dec-20	
			Qty (000 m3)	% Done	Qty (000 m3)	% Done
32	49.666	1618.396	1427	88.20	1435	88.67
33	49.154	1004.225	898	89.44	898	89.44
35/1	61.972	2317.57	1857	80.11	1857	80.11
35/3	39.825	1393.57	1321	94.76	1321	94.76
Total	200.617	6333.761	5503	86.88	5511	87.00

Source: DDCS&PMSC and CHWE data on September 2020 and December 2020, verified by the M&E Consultants based on spot checks.

Drainage Sluices and Flushing Sluices

All **38 drainage and 29 flushing sluices** have been fully done as of June 2020. See Table 17.

Table 17: Summary of Number of Hydraulic Structures in Progress by Polder

Polder	Structure Type	Contract Quantity (no.) (Revised)	30-Sep-20		31-Dec-20	
			Number	Weighted % complete	Number	Weighted % complete
32	DS	8	8	100	8	100
	FS	1	1	100	1	100
33	DS	12	12	100	12	100
	FS	6	6	100	6	100
35/1	DS	14	14	100	14	100
	FS	12	12	100	12	100
35/3	DS	4	4	100	4	100
	FS	10	10	100	10	100
Total	DS	38	38	100	38	100
	FS	29	29	100	29	100
	Both DS+FS	67	67	100%	67	100%

Source: DDCS&PMSC and CHWE data on September 2020 and December 2020, verified by the M&E Consultants based on spot checks.

Drainage Channel Excavation/Re-excavation

Background and Status Prior Quarter	Current Quarter update
87.71% of earthwork done to date. (Due to the increase of target there is a decrease in percent achievement between the last year and current year).	No additional work done in the quarter.
98.95% of earthwork done by March 2020 and 90.77% has been done before one year (as of June 2019).	

Table 18: Excavation/Re-excavation of Drainage Channels in m3 and Ratio Length

Polder	Revised Length (km)	Revised Qty (000 m3)	30-Sep-20				31-Dec-20			
			Qty (000 m3)	% Done	Ratio Length (Kms)	% Done	Qty (000 m3)	% Done	Ratio Length (Kms)	% Done
32	17	154.82	151.171	97.64%	17	100	151.171	97.64%	17	100
33	62.83	567.787	567.787	100.00	62.83	100.00	567.787	100.00	62.83	100.00
35/1	70.47	798.158	542.031	67.91	51.99	73.78	542.031	67.91	51.99	73.78
35/3	0	0	0	na	0	na	0	na	0	na
Total	150.299	1520.765	1260.989	82.92	131.82	87.71	1260.989	82.92	131.82	87.71

Source: DDCS&PMSC and CHWE data on September 2020 and December 2020, verified by the M&E Consultants based on spot checks.

Bank Protection Works

Bank protection works commenced in March 2017 with the placement of CC blocks in lieu of hard rock. The original anticipated length of such works was 7.70 kms, but the revised contract length is officially 4.45 kms. There is some further adjustment and the total length required may now be 4.25 kms. There has been no activity on bank protection works during the quarter due to the monsoon.

Table 19: Package 01 Bank Protection Works - Progress Compared to Target

Polder	Original Contract Length (kms.)	Revised Contract Length (kms)	30-Sep-20		31-Dec-20	
			Completed (equiv't kms)	% of blocks placed	Completed (equiv't kms)	% of blocks placed
Polder 32	2.0	2.0	2.000	100.0	2.000	100.0
Polder 33	1.7	1.3	1.300	100.0	1.300	100.0
Polder 35/1	1.5	0.8	0.700	77.8	0.800	100.0
Polder 35/3	2.5	0.15	0.150	100.0	0.150	100.0
Package 01 Total	7.7	4.25	4.150	93.3	4.250	90.08

Source: DDCS&PMSC and CHWE data on September 2020 and December 2020, verified by the M&E Consultants based on spot checks.

Slope Protection Works

Slope protection works depend on completion of the construction of embankments so work in this respect will necessarily gear up towards the later part of the works contract. Completed Slope Protection Work up to this quarter is 14.366 kms, which is no increase from prior quarter (Table 20).

Table 20: Slope Protection Works - Progress Compared to Target

Polder	Original Contract Length (kms)	Revised Contract Length (km)	30-Sep-20		31-Dec-20	
			Completed (kms)	% done	Completed (kms)	% done
Polder 32	3.275	3.3	3.3	100.00	3.3	100.00
Polder 33	6.03	4.016	4.016	100	4.016	100
Polder 35/1	11.75	11.75	6.35	54.04	6.35	54.04
Polder 35/3	0.9	0.7	0.70	100.00	0.70	100.00
Package 01 Total	21.955	19.766	14.366	82.38	14.366	82.38

Source: DDCS&PMSC and CHWE data September 2020 and December 2020, verified by the M&E Consultants based on spot checks.

Status of Emergency Works (under BOQ item Environmental Mitigation Works)

To date, the DDCS&PMS Consultant had authorized emergency works in Package 01 as follows:

- 1st batch starting January 2016 : 25 locations
- 2nd batch Cyclone Roanu, May 2016 : 19 locations
- 3rd batch 2017 monsoon : 61 locations (20 new locations added during July-Sep)
- 4th batch post-2017 monsoon : 12 locations
- 5th batch 2018 monsoon : 1 location
- 6th batch 2018 monsoon : 58 locations – 100% complete on 31 December 2018

New vulnerable sites are continually under assessment by a tripartite team comprising XEN, Engineer and Contractor.

The total allocation for emergency works under the environmental mitigation provisional sum BoQ item is BDT 40 million, but contingencies budget is also being used to perform some of these works. A total of 7.622 kms of emergency works have been undertaken to date in Package 01 under Environmental Mitigation Works at a cost of BDT 39,991,142. Another 12.62 kms of emergency works have drawn on contingencies at a cost of BDT 76,909,222.

It is worth mentioning that at least some of the emergency works may not have been needed if the Contractor's work progress had been on schedule. It should also be noted also that maintenance will not be carried out by BWDB until the polders are handed back over to GoB as these polders are now under the Project.

Background and Status 30 Sep 2020	Status 31 Dec 2020
Foundation & Closing of the Closure works completed 100%. Protection Work is completed up to 98%.	Foundation, Closing and Protection Work of the Closure are completed 100%..

CC Block Production

Background and Status 30 Sep 2020	Status 31 Dec 2020
6,312 million CC blocks produced to date and 33,603 blocks produced during this quarter.	No blocks have been produced in this quarter.
Original plan was to have seven automated CC block manufacturing machines. Five automated CC block manufacturing machines are functioning.	No CC block machine was being operated in this quarter.

Table 21: CC Block production of Package 01

Polder Number	Estimated Quantity Required	30-Sep-20	31-Dec-20
		Cumulative Total Produced	Cumulative Total Produced
32	1,918,026	1,886,840	1,886,840
33	1,619,763	1,285,083	1,285,083
35/1	3,628,073	2,919,991	2,919,991
35/3	220,567	220,567	220,567
Total	7,386,429	6,312,481	6,312,481

Source: DDCS&PMSC and CICO data on September 2020 and December 2020, verified by the M&E Consultants based on spot checks.

3.1.2 Outputs of A1: Rehabilitation and Improvement of Polders –Package 02

Embankment works.

36.106 kms embankment work is fully done as of 31 December 2020 which is same as of 30 September 2020. However, the working length has reached 55.234 kms in September 2020. See Table 22.

Table 22: Package 02 Progress on Embankment Re-sectioning/Retiring in kms

Polder	Target (Revised)	As of 30 September, 2020			As of 31 December, 2020		
		Length of Working Area (kms)	Fully Done (kms)	In Progress (kms)	Length of Working Area (kms)	Fully Done (kms)	In Progress (kms)
39/2C	59.25	2	2	0	2.225	2	.225
40/2	34.20	14.51	6.9	7.610	14.51	6.9	7.610
41/1	33.81	11.5	2.15	9.35	11.5	2.15	9.35
43/2C	25.505	7.06	6.86	0.2	7.06	6.86	0.2
47/2	17.50	16.536	16.2	0.336	16.536	16.2	0.336
48	38.00	5.628	2	3.628	5.628	2	3.628
Total	208.026	55.234	36.106	21.124	57.459	36.11	21.349

Source: DDCS&PMSC and CICO data on September 2020 and December 2020, verified by the M&E Consultants based on spot

checks.

The earthwork progress totals 26.49% as of June 2020, whereas progress was same as of September 2020. See Table 23.

Table 23: Package 02 Progress on Embankment Earthwork in 000 m3

Polder	Contract Length (kms)	Contract Qty (000 m3)	As of 30 Sep, 2020		As of 31 Dec, 2020	
			Qty (000 m3)	% Done	Qty (000 m3)	% Done
39/2C	59.25	1949.317	122	6.2586024	134	6.8742026
40/2	33.81	1251.063	536	42.843566	591	47.239827
41/1	33.57	391.914	299	76.292248	302	77.057722
43/2C	25.505	346.218	178	51.412694	178	51.412694
47/2	17.5	171.121	147	85.904126	147	85.904126
48	38	2038.779	325	15.940914	325	15.940914
Total	208.026	6148.412	1607	26.13683	1677	27.275335

Source: DDCS&PMSC and CICO data on September 2020 and December 2020, verified by the M&E Consultants based on spot checks.

Drainage Sluices and Flushing Inlets

- Out of 50 **drainage sluices to be newly constructed**, the contractor is working on 22 that are essentially completed, and 13 nos. are in progress.
- Out of 48 **flushing sluices to be newly constructed**, the contractor is working on 16 nos. that are essentially completed, and 5 others are in progress. Three drainage sluices that were considered for new construction (making the total 51 nos.) have been reclassified as only needing repair.

Drainage Channel Excavation/Re-excavation

Out of 154.558 kms of Drainage Channel Excavation Works 25.981 kms have been fully completed. Completion thus stands at 16.81%.

Bank Protection Works

Out of 5.12 kms of Riverbank Protection Works 4.03 kms have been fully completed. Completion thus stands at 78.71%.

Slope Protection Works

Slope protection works depend on completion of the construction of embankments so work in this respect was expected to just get started after a substantial lag. Out of 9.476 kms of Slope Protection Works, 0.75 kms have been done up to this quarter. These works stand at 7.91% complete.

CC Block Production

Current CC block production has reached 65.28% of the more than 8.45 million that must be produced. The achievement in this quarter was 0.4% of total required production compared to 5.1% in the prior quarter. Clearly, the production must be scaled up to reach the target before the contract end date. The contractor is to prepared a revised production schedule and this has to be strictly followed. See details in the table below.

Table 24: CC Block production of Package 2

Polder Number	Estimated Quantity	30-Sep-20	Production during July to September 20						31-Dec-20	
		Cumulative Total	40x40x40 (cms)	40x40x20 (cms)	30x30x30 (cms)	40x40x30 (cms)	30x60x40 (cms)	30x60x60 (cms)	Quarter Total	Cumulative Total
39/2C	5,985,778	4,206,573	0	0	0	0	0	0	0	4,206,573
40/2	429,969	184,474	0	0	0	0	0	0	0	184,474
41/1	577,846	325,713	0	0	0	0	0	0	0	325,713
43/2C	435,342	76,251	0	0	0	0	0	0	0	76,251
47/2	482,227	343,704	0	0	0	0	0	0	0	343,704
48	539,493	249,935	0	0	0	0	0	0	0	249,935
Total	8,450,654	5,386,650	0	0	0	0	0	0	0	5,386,650

Source: DDCS&PMSC and CICO data on September 2020 and December 2020, verified by the M&E Consultants based on spot checks.

3.1.3 Output of A2: (a) Social Mobilization with Social Action Plan (including setting up WMOs), (b) Social Afforestation and (c) Integrated Pest Management (IPM) Plan

Water Management Group (WMG) Formation

Water Management Group has been formed mostly all these polders except polder-33 (Due to the lack of cooperation of the local UP Chairman) and polder-43/2C, 48 (Due to long time absence of Team leader and Deputy Team Leader).

Polder Number	Target Number	Achievement	
		Sep-2020	Dec-2020
32	15	15	15
33	18	14	16
35/1	28	27	28
35/3	12	8	12
39/2C	17	17	17
40/2	14	14	14
41/1	14	14	14
43/2C	8	2	6
47/2	9	9	9
48	8	7	7

Water Management Association (WMA) Formation

Water Management Association has been formed in polder-32, 33, 35/1, 35/3 and 40/2. Executive Committee is being formed in polder-41/1, 43/2C, 47/2 & 48.

Polder Number	Target Number	Achievement	
		Sep-2020	Dec-2020
32	1	0	1
33	1	0	1
35/1	1	0	1
35/3	1	0	1
39/2C	1	0	1
40/2	1	0	1
41/1	1	0	0
43/2C	1	0	0
47/2	1	0	0
48	1	0	0

Training to Water Management Organization (WMO)

Training to Water Management Organization has already been completed except polder-33, 43/2C, 47/2 & 48 because no WMO formed in the particular polders yet. See table below showing details of training on Water Management Organization-

Coastal Embankment Improvement Project, Phase I (CEIP-I)

Polder Number	Target			Achieved							
				Sep-20				Dec-20			
	Male	Female	Total	Male	Female	Total	%	Male	Female	Total	%
P-32	647	288	935	302	150	452	48.34%	647	288	935	100%
P-33	766	337	1103	278	152	430	39.00%	750	329	1079	98%
P-35/1	1287	800	2087	489	265	754	36.12%	1287	800	2087	100%
P-35/3	512	335	847	87	48	135	16.00%	512	335	847	100%
P-39/2C	1208	535	1743	533	249	782	45.00%	1208	535	1743	100%
P-40/2	637	358	995	355	219	576	57.88%	637	358	995	100%
P-41/1	675	342	1017	392	210	602	59.19%	675	342	1017	100%
P-43/2C	449	196	645	0	0	0	00.00%	78	36	114	17.67%
P-47/2	508	206	714	0	0	0	00.00%	236	89	325	45.52%
P-48	359	185	544	0	0	0	00.00%	223	78	301	55.33%

Number of beneficiaries for Social Afforestation

Beneficiary selection for social afforestation has been done in all polders. Please see below table showing details:

Polder Number	Target			Achieved							
				Sep-20				Dec-20			
	Male	Female	Total	Male	Female	Total	%	Male	Female	Total	%
P-32	682	669	1351	336	330	666	49.29%	682	669	1351	100%
P-33	460	451	911	382	362	746	81.89%	460	451	911	100%
P-35/1	429	212	641	429	212	641	100%	429	212	641	100%
P-35/3	443	190	633	443	190	633	100%	443	190	633	100%
P-39/2C	191	113	304	71	49	120	39.47%	191	113	304	80%
P-40/2	370	188	558	117	54	170	30.04%	370	188	558	100%
P-41/1	344	153	497	134	46	180	36.21%	344	153	497	100%
P-43/2C	170	70	240	48	24	72	30.00%	89	49	138	57.50%
P-47/2	267	57	321	54	27	81	25.23%	267	54	321	100%
P-48	238	66	304	48	15	63	20.72%	195	49	244	80.26%

Training on Social Afforestation

Training is ongoing on polder- 47/2, 48 and polder number-43/2C not yet started the training. Please see below table showing details:

Polder Number	Target			Achieved							
				Sep-20				Dec-20			
	Male	Female	Total	Male	Female	Total	%	Male	Female	Total	%
P-32	33	20	53	34	19	53	100%	33	20	53	100%
P-33	26	26	52	33	19	0	100%	26	26	52	100%
P-35/1	225	119	344	60	32	92	26.74%	225	119	344	100%
P-35/3	134	62	196	0	0	0	0%	134	62	196	100%
P-39/2C	131	75	206	104	65	169	82.03%	131	75	206	100%
P-40/2	146	88	234	117	54	171	73.07%	146	88	234	100%
P-41/1	170	92	262	134	46	180	68.70%	170	92	262	100%
P-43/2C	146	63	209	0	0	0	0%	0	0	0	0%
P-47/2	162	70	232	0	0	0	0%	22	2	24	10.34%
P-48	146	63	209	0	0	0	0%	73	23	96	45.93%

Number of beneficiaries for Integrated Pest Management (IPM)

Selection of beneficiary for IPM has been done in all polders. Please see below table showing details:

Polder Number	Target			Achieved							
	Male	Female	Total	Sep-20				Dec-20			
				Male	Female	Total	%	Male	Female	Total	%
P-32	68	7	75	68	7	75	100%	68	7	75	100%
P-33	48	27	75	48	27	75	100%	48	27	75	100%
P-35/1	110	40	150	110	40	150	100%	110	40	150	100%
P-35/3	35	15	50	35	15	50	100%	35	15	50	100%
P-39/2C	190	10	200	190	10	200	0%	190	10	200	100%
P-40/2	64	36	100	64	36	100	100%	64	36	100	100%
P-41/1	54	46	100	54	46	100	100%	54	46	100	100%
P-43/2C	44	20	64	44	20	64	100%	44	20	64	100%
P-47/2	50	22	72	50	22	72	100%	50	22	72	100%
P-48	51	23	74	51	23	74	100%	51	23	74	100%

Training on IPM

Training not yet started in Polder number-43/2C & 48. Please see below table showing details:

Polder Number	Target			Achieved							
	Male	Female	Total	Sep-20				Sep-20			
				Male	Female	Total	%	Male	Female	Total	%
P-32	93	52	145	50	28	78	53.79%	93	52	145	100%
P-33	110	52	162	16	19	35	21.60%	110	52	162	100%
P-35/1	183	96	279	183	96	279	100%	183	96	279	100%
P-35/3	52	29	81	37	13	50	56%	52	29	81	100%
P-39/2C	190	10	200	133	57	190	95%	190	10	200	100%
P-40/2	117	65	182	117	65	182	100%	117	65	182	100%
P-41/1	108	74	182	108	74	182	100%	108	74	182	100%
P-43/2C	56	24	80	0	0	0	100%	0	0	0	0%
P-47/2	74	16	90	0	0	0	100%	74	16	90	100%
P-48	77	33	110	0	0	0	100%	49	6	55	50%

Progress Summary

Overall progress of contract no. A (polder-32&33), contract no. B (polder-35/1&35/3), contract no. C (polder-39/2C), contract no. D (polder-40/2&41/1) and contract no. E (polder-43/2C, 47/2 & 48) are given below-

Contract No.	Mobilization		WMO formation		Beneficiary Selection (SAF)		Beneficiary Selection (IPM)	
	Achieved		Achieved		Achieved		Achieved	
	Sep-20	Dec-20	Sep-20	Dec-20	Sep-20	Dec-20	Sep-20	Dec-20
CEIP-1/A2 & B1/S1-A	80%	100%	89%	98%	62%	100%	100%	100%
CEIP-1/A2 & B1/S1-B	85%	100%	90%	100%	100%	100%	100%	100%
CEIP-1/A2 & B1/S1-C	90%	100%	95%	100%	40%	100%	100%	100%
CEIP-1/A2 & B1/S1-D	80%	100%	95%	98%	33%	100%	100%	100%
CEIP-1/A2 & B1/S1-E	65%	80%	68%	80%	25%	82%	100%	100%

Training (WMO)		Training (SAF)		Training (IPM)		Date of Commence	Progress		Time elapsed	
Achieved		Achieved		Achieved			Achieved		Achieved	
Sep-20	Dec-20	Sep-20	Dec-20	Sep-20	Dec-20		Sep-20	Dec-20	Sep-20	Dec-20
43%	98%	100%	100%	37%	100%	24 Feb. 2019	78%	99%	85%	100%
30%	100%	26%	100%	91%	100%	24 Feb. 2019	78%	100%	85%	100%
45%	100%	82%	100%	95%	100%	16 March 2019	85%	100%	95%	100%
58%	100%	70%	100%	100%	100%	12 May 2019	84%	98%	79%	93%
0%	38%	0%	18%	0%	51%	12 May 2019	47%	68%	79%	93%

3.2. Outputs of Component B: Implementation of Social and Environmental Management Frameworks and Plans

3.2.1 Outputs of B1: Implementation of Social Action Plans

Social Action Plans are being developed by the NGOs.

3.2.2 Outputs of B2: Implementation of Social Management and Resettlement Policy Framework (SMRPF) and Resettlement Action Plans (RAPs)

RAP and LAP for Package 01

The RAP Team of DDCS&PMS Consultants commenced fieldwork in March 2015. The number of Project-Affected Households and Entitled Persons is presented in Tables 25 and 26 below. There has been some change in the numbers over the years, but it has been minimal.

Table 25: Number of Titled and Non-Titled Entities (excluding tenants and wage laborers) in Package 01 Polders

Category	Number of Titled and Non-Titled Entities by polder as of 31 Dec- 2020					As of 30 Sep- 2020
	Polder 32	Polder 33	Polder 35/1	Polder 35/3	Total	Total
Titled	3003	2208	1257	565	7035	6787
Non-titled (Squatters)	1263	1470	1624	288	4645	4645
Total	4266	3678	2881	853	11,680	11,432

Source: RAP Team, IOL Survey in June 2019, DDCS&PMSC with update from September & December-2020 MPR.

Table 26: Number of Non-Titled Entities (including tenants and wage laborers) in Package 01 Polders

Category	Number of Non-Titled EPs by Polders as of 31 Dec- 2020					As of 30 Sep- 2020
	Polder 32	Polder 33	Polder 35/1	Polder 35/3	Total	Total
Squatters	1263	1470	1624	288	4645	4645
Tenants	86	157	196	9	448	448
Wage Laborers	23	75	171	11	280	280
Total	1372	1702	1991	308	5373	5373

Source: RAP Team, IOL Survey in June 2019, DDCS&PMSC with update from September & December-2020 MPR.

Implementation of the RAP for Package 01 has progressed as shown in the two tables below. There was small change of payments under Package 01 during the quarter. Cumulatively, a total of 80.55% of non-titled EPs have been compensated to date and 91.2% of these EPs have relocated up to last quarter.

Table 27: Status of Non-Titled EPs Compensation (Squatters, Tenants & Wage Labor) Paid in Package 01

Polder No.	Target Nos	Payment of Non-Titled Eps by Polders as of 31 Dec- 2020			As of 30 Sep- 2020		
		Paid Nos	Percentage (%)	Payment in million	Paid Nos	Percentage (%)	Payment in million
Polder 32	1372	1368	99.71%	162.188	1368	99.71%	162.188
Polder 33	1702	1268	74.50%	175.608	1268	74.50%	175.608
Polder 35/1	1991	1403	70.47%	228.865	1403	70.47%	228.865
Polder 35/3	308	289	93.83%	41.56	289	93.83%	41.56
Total	5,373	4328	80.55%	608.222	4328	80.55%	608.222

Source: RAP Team, IOL Survey in June 2019, DDCS&PMSC with update from September & December- 2020 MPR.

So far, to date, one group of 14 squatters and two markets have been relocated– one each in Polder 35/1 and 35/3. The LAP/RAP team is trying to convince more group relocation in other places in the four Polders under Package 01, but so far this is the only group relocation.

Two markets have been relocated – one each in Polder 35/1 and 35/3.

Table 28: Status of Relocation of Compensated Eps

SN	Status of relocation	Number of squatters relocated by Polders as of 31 Dec- 2020						As of 30 Sep- 2020	
		P-32	P-33	P-35/1	P-35/3	Total	%	Total	%
1	Relocated on own land	674	722	629	133	2158	49.86	2158	49.86
2	Relocated on purchased land	97	42	272	45	456	10.54	456	10.54
3	Relocated on other's land	245	173	213	65	696	16.08	696	16.08
4	Relocated Temporarily at nearby area/Govt. land	208	190	104	3	505	11.67	505	11.67
5	Not yet relocated	3	111	135	26	381	8.80	381	8.80
6	Market Relocation	6	0	21	17	44	1.02	44	1.02
7	Group relocation	29	30	29	0	88	2.03	88	2.03
8	Wage Labor	23	14	88	12	137	3.17	0	0
9	Tenants	83	44	38	9	174	4.02	0	0
	Total	1368	1268	1403	289	4328	100.0%	4328	100.0%

Source: RAP Team, IOL Survey in June 2019, DDCS&PMSC with update from September & December- 2020 MPR.

The percentage of non-titled EPs squatters compensated stands at 86.48% up to December 2020, which is same as of September 2020. However, payments to tenants and wage labourers have shown incredibly good progress in prior quarter. Payments to tenant EPs have increased from 0% as of June 2020 to 38.84% by the end of September 2020 and to wage labourers' EPs from 19.29% to 48.39% in the same period.

Table 27: Status of Non-Titled EPs Compensation (Squatters) Paid (Nos.) in Package 01

Polder No.	Target Nos	As of 31 Dec- 2020		As of 30 Sep-2020	
		Paid Nos	Percentage (%)	Paid Nos	Percentage (%)
Polder 32	1263	1262	99.92%	1262	99.92%
Polder 33	1470	1210	82.31%	1210	82.31%
Polder 35/1	1624	1277	78.63%	1277	78.63%
Polder 35/3	288	268	93.06%	268	93.06%
Total	4,645	4017	86.48%	4017	86.48%

Table 28: Status of Non-Titled EPs Compensation (Tenants) Paid (Nos.) in Package 01

Polder No.	Target Nos	As of 30 Dec-2020		As of 30 Sep- 2020	
		Paid Nos	Percentage (%)	Paid Nos	Percentage (%)
Polder 32	86	83	96.51%	83	96.51%
Polder 33	157	44	28.03%	44	28.03%
Polder 35/1	196	38	19.39%	38	19.39%
Polder 35/3	9	9	100.00%	9	100.00%
Total	448	174	38.84%	174	38.84%

Table 29: Status of Non-Titled EPs Compensation (Wage Labor) Paid (Nos.) in Package 01

Polder No.	Target Nos	As of 31 Dec- 2020		As of 30 Sep- 2020	
		Paid Nos	Percentage (%)	Paid Nos	Percentage (%)
Polder 32	23	23	100.00%	23	100.00%
Polder 33	75	14	18.67%	14	18.67%
Polder 35/1	171	88	51.46%	88	51.46%
Polder 35/3	11	12	109.09%	12	109.09%
Total	280	137	48.93%	137	48.93%

Payments to **titled EPs** have risen slightly during the prior quarter to 2,954 EPs as of 30 September 2020 from 2,857 EPs as of 30 September 2020. The total cumulative amount paid by the end of this quarter rose slightly to 70.00% compared to 67.99% in the prior quarter. Please see table below.

Table 30: Payments to Titled EPs – Package 01

Polder	Total Awardees	Amount to be Paid by DCs in BDT (Lakh)	As of 31 Dec-2020			As of 30 Sep- 2020		
			Number of Cheques Issued Against Awardees	Total Amount Paid in BDT (Lakh)	Progress BDT %	Number of Cheques Issued Against Awardees	Total Amount Paid in BDT (Lakh)	Progress BDT %
32	3003	1615.37	866	1178.08	72.93	847	1177.85	72.92
33	2208	1673.7	527	1065.91	63.69	522	1062.41	63.48
35/1	1257	5354.81	1130	3753.37	70.09	1057	3555.57	66.40
35/3	565	1510.51	431	1111.29	73.57	431	1111.29	73.57
Total	7035	10158.39	2954	7108.65	70	2857	6907.12	67.99

Source: DDCS&PMSC Monthly Progress Report, December- 2020

While **payment of compensation to titled EPs** saw improvement is terribly slow during the quarter, it is still far from satisfactory given the stage of project implementation. Efforts are being made by BWDB, but a case-wise plan needs to be developed and aggressively pursued. Payment to non-titled EPs is considerably simpler but has stagnated with the last 25.93 of these EPs still to be compensated.

Table 31: Summary Progress of LAP and RAP Implementation – Package 01

SN	Milestone Actions	Progress as of 31 December- 2020	Progress as of 30 September- 2020
1	Video recording of assets in the ROW	done	done
2	Joint Verification Survey	Done	done
3	Photography of non-titled EPs	Done	done
4	ID Card preparation for Eps	100%	100%
5	ID Card Issuance by XEN	100%	100%
6	ID Cards distribution	nr	nr
7	Collection of NID	nr	nr
8	Bank Account Opening for non-titled EPs	100%	100%
9	Focused group meetings	done	done
10	Land Acquisition Proposals sub'd to DC Khulna, Bagerhat	done	done
11	Notice issued under Section 6 by DC	4 polders (except 4.46 ha of P-35/1, 0.58 ha of P-32 and 0.68 ha of P-33)	4 polders (except 4.46 ha of P-35/1, 0.58 ha of P-32 and 0.68 ha of P-33)
12	Notice issued under Section 7	4 polders (Except some portion of Polders-35/1,32 & 33)	4 polders (Except some portion of Polders- 35/1, 32 & 33)
13	Final land acquisition cost estimate	done	done
14	Property Assessment Valuation Committee formed	done	done
15	PAVC assesses replacement value of assets	done	done
16	Grievance Redress Committee formed and approved by PD	Formed and now functioning, though expense issue inhibits meetings taking place	Formed and now functioning, though expense issue inhibits meetings taking place
17	No. of grievances received and their status	177 cases 135 resolved by GRC 42 resolved at entry level 0 pending	170 cases 114 resolved by GRC 42 resolved at entry level 14 pending
18	Compensation paid to Non-Titled EPs	4328 (Plus 67 electric poles & Social Forestry 27 nos. CPR)	4054 (Plus 48 electric poles & Social Forestry 27 nos. CPR)
19	Value of Compensation Paid to Non-Titled EPs	BDT 6082.22 Lac	BDT 6082.22 Lac
20	Value of Compensation Paid to titled EPs	BDT 7108.65 Lac	BDT 6907.12 Lac
21	Relocation status	4328 (out of 5373)	4328 (out of 5373)

Source: RAP Team and DDCS&PMSC Monthly Progress Reports

The land area that must be acquired for the four polders under Package 01 is given on the following table as finalized after JVS and considering needed adjustments in alignment.

Table 32: Land Requirement for Package-01

Polder No	Total length embankment (km)	Area to be Acquired (hectares)
32	49.67	50.65
33	49.15	14.28
35/1	61.97	37.01
35/3	39.83	24.81
Total	200.62	126.75

Source: RAP Team, DDCS&PMSC, Monthly Progress Report, December- 2020

On land acquisition, 95.78% of the land required is already in possession of the Project, received from DC office. 70.00% of payment due to the titled EPs has been made as of December 2020.

Table 33: Status of Land Acquisition – Package 01

District	Polder No.	Program for L.A. (ha)	Possession received (ha)	Pending (ha)		Fund (Lac in BDT)	Payment (Lac in BDT)	% of Possession Received		% of Payment	
				DC	MoL			Dec- 2020	Sep- 2020	Dec-2020	Sep-2020
Khulna	32	51.23	50.65	0.58	-	1615.37	1178.08	98.87	98.87	72.93	72.92
	33	14.28	14.28	-	-	1673.70	1065.91	100	100	63.68	63.47
Bagerhat	35/1	41.47	37.01	4.46	-	5354.81	3753.37	89.24	72.82	70.09	66.39
	35/3	25.49	24.81	0.68	-	1510.51	1111.29	97.33	97.33	73.57	73.57
Package 01 Total		132.34	126.75	5.72	-	10154.93	7108.65	95.78	90.60	70.00	70.00

Source: RAP Team, DDCS&PMSC, Monthly Progress Report, September & December-2020

The DDCS&PMS Consultants had been undertaking a substantial consultative process as evidenced by the number of consultations they have reported as of 31 December 2018. All groups have received four or more rounds of consultation so far. No updates to the data have been provided in the **last 24 months** so there is a question as to whether these consultations are continuing.

Table 34: Focus Group Formation and Number of Meetings-Package 01

Polder No.	Status on 31 Dec 2018	
	Focus Groups Formed	Focus Group Discussions
32	68	647
33	63	719
35/1	88	925
35/3	18	236
Total	237	2,527

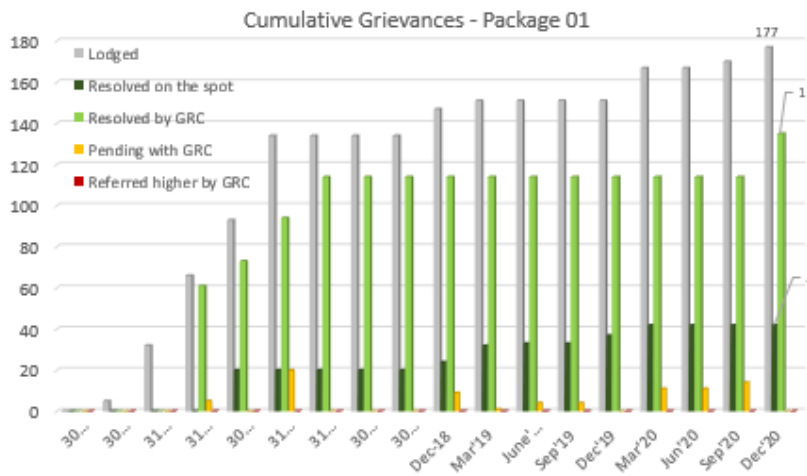
Source: RAP Team, DDCS&PMSC, email correspondence

The rounds of consultations follow a logical progression in their content as described below.

Agenda of 1 st Round FGD Meeting 1. Group Formation 2. Selection Member of FGD Committee 3. Select Designation of committee members 4. Describe objectives of FGD 5. Describe objectives of Project 6. Responsibility of Committee Member 7. Approximate date of next Meeting	Agenda of 3 rd Round FGD Meeting 1. EP ID Card preparation 2. Information Booklet distribution and reading out policies in the meeting 3. Procedure of payment from BWDB and required documents for payment
Agenda of 2 nd Round FGD Meeting 1. Photography of EPs 2. Bank Account Opening 3. Collection of certificate from LGIs, NID, Trade License and other papers	Agenda of 4 th Round FGD Meeting 1. Timeline of the project and relocation requirements after payment 2. Search alternative location from now for relocated by themselves after displacement 3. Limitation of the project in providing relocation sites 4. Encouraging displaced people to be relocated in a cluster manner

Background & Status 30 September 2020– Package 01	Status 31 December 2020
<p>Shortly after their formation, the PRAC have been only modestly active since their work is entirely voluntary and no transport allowance or meeting allowance is being provided.</p> <p><u>Background:</u> The relocation planning and livelihood restoration program have not been given adequate or early enough attention. Physical Relocation Assistance Committees (PRAC) were formed in November 2016 and only became functional in January 2017.</p>	<p>Same as previous quarter:</p> <ul style="list-style-type: none"> – Relocation planning and livelihood restoration need more attention. – PRAC meeting allowance issue to be resolved.
<p>Group relocation has taken three (3) places in Package 01. Polder 32, Kamarkhola (22+500 previous location). Fourteen (14) EPs relocated together to 22+000. Polder-33, Chunkuri thirty (30) Eps and Polder-35/1, Jhilbunia eighteen (18) & Khontakata eleven (11) EPs relocated tighter.</p> <p><u>Background:</u> People have not agreed for cluster or group relocation so far despite the offer of community amenities; this is reportedly due to several reasons including kinship ties with the host villages, mal-adjustment/mismatch with the neighboring people and scarcity of suitable land for group relocation.</p>	<p>No change.</p>

Grievances



A total of 177 grievances have been raised in the Package 01 area; 42 of these have been resolved on the spot and 135 were submitted to the Grievance Redress Committee (GRC) where they have also been resolved.

Figure 6: Cumulative Grievances - Package 01

Labor Influx

As of 31 December 2020, there are 316 laborers in Package 01 and the labor profile is as follows:

- Gender –314 males, 2 females
- Skill Level –113 skilled, 58 semi-skilled and 14 unskilled
- Origin –119 from same or adjoining district, 48 from other districts, 18 from abroad
- Age –87 are 18-25 years old, 56 are 25-50 years old, and 42 is above 50 years old.

A detailed labor influx report is available in the monthly progress reports of the DDCS&PMS Consultants.

RAP and LAP for Package 02

The number of Project-Affected Households and Entitled Persons is presented in Tables 35 and 36 below. There are 22,125 titled and non-titled entities as of 31 December 2020 (changed very slightly from the prior quarter).



Table 35: Number of Titled and Non-Titled Entities (excluding tenants and wage laborers) Pkg 02

Category	Number of Titled and Non-Titled Entities by polder							As of
	As of 31 Dec- 2020							30 Sep- 2020
	Polder 39/2C	Polder 41/1	Polder 40/2	Polder 43/2C	Polder 47/2	Polder 48	Total	Total
Titled	15890	546	798	0	114	30	17378	17264
Non-titled	52	844	1745	572	165	1369	4747	4747
Total	15942	1390	2543	572	279	1399	22125	22011

Source: RAP Team, IOL Survey in June 2018, DDCS&PMSC with update from September and December 2020 MPR.

Table 36: Breakdown of Non-Titled EPs by Polder and Category in Package 02

Category	Number of Non-Titled EPs by polders						As of	
	As 31 Dec- 2020						30 Sep- 2020	
	Polder 39/2C	Polder 41/1	Polder 40/2	Polder 43/2C	Polder 47/2	Polder 48	Total	Total
Squatters	52	844	1745	572	165	1369	4747	4747
Tenants	27	68	398	115	8	198	814	814
Wage Laborers	11	12	95	24	1	185	328	328
Total	90	924	2238	711	174	1752	5889	5889

Source: RAP Team, IOL Survey in June 2018, DDCS&PMSC with update from September and December 2020 MPR.

It should be noted that none of the 328 entitled wage laborers were reported as paid.

Implementation of the RAP for Package 02 has progressed as shown in the table below. A total of 61.46% of non-titled EPs (squatters) have been compensated and 91.09% of these EPs have relocated. This means 54.58% of total non-titled EPs (whether compensated or not) have relocated. There is no progress for Ten months of implementation of the RAP due to COVID-19 outbreak. Moreover, no payment for tenants and wage laborers have been done yet up to December 2020.

Table 37: Status of Non-Titled EPs Compensation Paid in Package 02

Polder No.	Target Nos	As of 31Dec- 2020			As of 30 Sep- 2020		
		Paid Nos	Percentage (%)	Payment in million BDT	Paid Nos	Percentage (%)	Payment in million BDT
Polder 39/2C	52	0	0	0	0	0	0
Polder 40/2	1745	824	47.22	90.479	816	46.76	87.39
Polder 41/1	844	471	55.80	59.922	471	55.8	59.92
Polder 43/2C	536	458	85.44	53.658	458	85	53.65
Polder 47/2	201	160	80	15.587	160	80	15.58
Polder 48	1369	1002	73.19	106.138	1002	73.19	106.319
Total	4747	2915	61.40	325.965	2907	61.23	322.881

Source: RAP Team and DDCS & PMSC with update from September and December 2020 MPR.

As to group relocation, four groups comprised of a total of 133 squatters are being relocated - one each in Polder 41/1, 40/2 and two groups in Polder 48 are planned to be relocated, but this has not yet been implemented. Also, none of the markets have yet been relocated. There was no additional relocation in the Package 02 polders from two-prior quarter.

Table 38: Status of Relocation of Compensated EPs

SN	Status of Relocation	Number of squatters relocated by polders							As of		
		As of 31 Dec-2020							30 Sep-2020		
		P-39/2C	P-41/1	P-40/2	P-43/2C	P-47/2	P-48	Total	%	Total	%
1	Relocated on own land	0	189	441	259	98	322	1309	44.91	1270	43.69
2	Relocated on purchased land	0	65	41	29	5	130	270	9.26	270	9.49
3	Relocated on other's land	0	60	144	98	3	120	425	14.58	419	14.41
4	Relocated Temporarily at nearby area/Govt. land	0	90	111	57	49	208	515	17.67	493	16.96
5	Not yet relocated	0	57	68	15	5	98	243	8.34	316	10.87
6	Market Relocation	0	0	0	0	0	0	0	0	0	0
7	Group relocation	19	10	5	0	0	124	159	5.25	133	4.58
	Total	0	471	824	458	160	1002	2915	100	2901	100

Source: RAP Team and DDCS&PMSC with update from September and December 2020 MPR.

Payments have been made to 1159 titled EPs as of 31 December 2020 up from 837 in the prior quarter. The pace of payments is worrisome given the scale awardee numbers.

Table 39: Payments to Titled EPs – Package 02

Polder No.	Total Awardees	Amount to be Paid by DCs in BDT (Lakh)	As of 31 Dec-2020			As of 30 Sep-2020		
			Number of Cheque issue against Awardees	Total amount paid in BDT (Lakh)	Progress BDT (%)	Number of Cheque issue against Awardees	Total amount paid in BDT (Lakh)	Progress BDT (%)
39/2C	15890	10052.33	244	643.71	6.40	40	417.92	4.16
41/1	546	444.52	355	342.68	77.09	337	328.40	74.00
40/2	798	879.92	538	560.5	79.04	456	640.54	73.00
43/2C	0	0	0	0	0	0	0	0
47/2	114	407.17	17	154.62	38.00	0	0	0
48	30	515.16	5	102.32	19.86	4	74.67	15.00
Total	17378	12299.10	1159	1938.80	15.76	837	1461.53	12.47

Source: RAP Team and DDCS&PMSC with update from September and December 2020 MPR.

While payment of compensation to titled EPs saw improvement during the quarter, payment to non-titled EPs has stagnated with the last 38.60% of these EPs still to be compensated.

Table 40: Summary Progress of LAP and RAP Implementation – Package 02

SN	Milestone Actions	Progress as of 31 Dec- 2020	Progress as of 30 Sep- 2020
1	Video recording of assets in the ROW	done	done
2	Joint Verification Survey	done	done
3	Photography of non-titled EPs	Done	Done
4	ID Card preparation for Eps	100% 4747 out of 4747 EPs	100 % 4747 out of 4747 EPs
5	ID Card Issuance by XEN	100 % 4747 out of 4747 EPs	100% 4747 out of 4747 EPs
6	ID Cards distribution	nr	nr
7	Collection of NID	nr	nr
8	Bank Account Opening for non-titled EPs	100% 4747 out of 4747 EPs	100% 4747 out of 4747 EPs
9	Focused group meetings	100%	100%
10	Land Acquisition Proposals sub'd to DC Pirojpur, Jhalokhathi, Barguna and Patuakhali	100% final	100% final
11	Notice issued under Section- 6 by DC	Remain Polder-40/2 some portion and Polder-43/2C.	Remain Polder-40/2 some portion and Polder-43/2C.
12	Notice issued under Section- 7	Remain Polder-40/2 some portion and Polder-43/2C.	Remain Polder-40/2 some portion and Polder-43/2C.
13	Final land acquisition cost estimate	Remain Polder-43/2C.	Remain Polder-43/2C.
14	Property Assessment Valuation Committee formed	100%	100%
15	PAVC assesses replacement value of assets	100%	100%
16	Grievance Redress Committee formed and approved by PD	Formed and now functioning, though expense issue inhibits meetings taking place Total 51 cases	Formed and now functioning, though expense issue inhibits meetings taking place 45 cases
17	No. of grievances received and their status	0 resolved by GRC; 8 pending 43 resolved at entry level	0 resolved by GRC; 15 pending 30 resolved at entry level
18	Compensation paid to Non-Titled EPs	2918	2907
19	Value of Compensation Paid to Non-Titled EPs	BDT 3259.65 Lac	BDT 3228.81 Lac
20	Value of Compensation Paid to titled EPs	BDT 1938.80 Lac	BDT 1461.53 Lac
21	Relocation status	2915 (out of 4747)	2907 (out of 4747)

Source: RAP Team and DDCS&PMSC with update from September and December 2020 MPR.

The Project has taken possession of 24.04 % of the land that is to be acquired for Package 02 and 15.76% of payment has been made to EPs as of 31 December 2020 – this is very good progress of land possession in this quarter.

Table 41: Status of Land Acquisition – Package 02

District	Polder No.	Program for L.A. (ha)	Possession received (ha)	Pending (ha)			Fund (Lac in BDT)	Payment (Lac in BDT)	% of Possession Received		% of Payment	
				DC	Court case	MoL			Dec 2020	Sep 2020	Dec 2020	Sep 2020
Pirojpur & Jhalokathi	39/2C	116.09	101.07	10.18		-	10052.33	643.71	87.06	42.66	6.40	4.16
	40/2	12.45	11.68	0	0.77		879.92	695.47	93.81	93.81	79.04	73.00
Barguna	41/1	8.41	8.29	0.12		-	444.52	342.68	98.57	98.57	77.09	74.00
	43/2C	23.20	0	23.20		-	0.00	0.00	0.00	0.00	0.00	0.00
Patuakhali	47/2	2.57	2.31	0.26		0.26	407.17	154.62	89.89	0.00	38.00	0.00
	48	1.07	1.07	0		-	515.16	102.32	100	84.11	19.86	14.49
Total		163.79	124.42	33.76	0.77	0.26	12299.10	1938.80	75.96	44.4	15.76	12.47

Source: RAP Team, DDCS&PMSC, with update from September and December 2020 MPR.

All **Focus Groups** have been formed and discussions started. The Bengali language information brochure has been distributed.

Table 42: Focus Group Formation and Meetings-Package 02

Polder	FGD Target	FGD Formed	FGD Meetings as of 31 March 2020	FGD Meetings as of 31 December 2019
39/2C	32	32	79	74
40/2	57	57	227	224
41/1	38	38	190	188
43/2C	31	31	202	199
47/2C	9	9	76	74
48	60	60	262	260
Total	227	227	1036	1019

Source: RAP Consultant's Monthly Progress Report, December 2019 and March 2020 MPR.

A **Tribal People's Development Plan (TPDP)** for the Rakhine Community at Polder 48 has been prepared and submitted to the World Bank in early 2017. Throughout the CEIP-1 polders, Tribal Peoples are found only at Polder 48, Gora-Amkhola village of Lotachapli union under Kalapara Upazila in Patuakhali District.

Table 43: Project-Affected Rakhine People

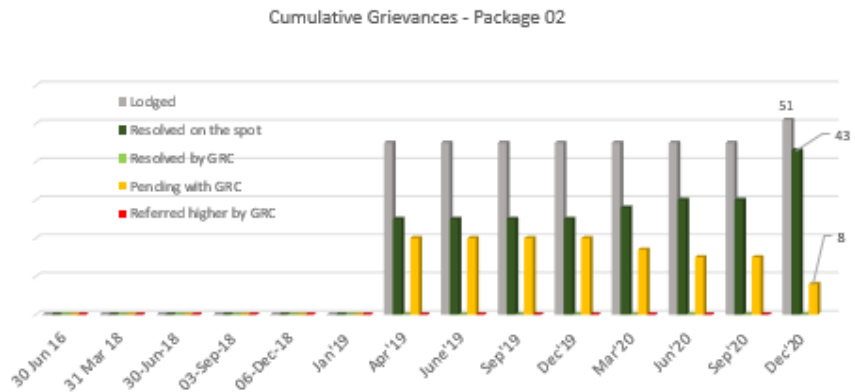
Category of Impact	Affected HHs	Project Affected Persons (nos.)			PAPs in %
		Both Sexes	Male	Female	
Residential (with/without land)	11	44	23	21	73
Commercial (with/without land)	3	6	3	3	10
Only Tree (with/without land)	1	3	2	1	5
Others (HHs losing only secondary structure)	4	7	4	3	13
Total	19	60	32	28	100

Source: MIS & Field Level Latest Status until February 2017, RAP Team

It is interesting to note that although traditionally Rakhine tribal families are generally headed by the mother, these families are now male-headed.

Grievances

A total of 51 grievances have been raised in the Package 02 area; 43 of these have been resolved on the spot and nothing was submitted to the Grievance Redress Committee (GRC). There are 08 pending grievances as of 31 December 2020. These numbers are unchanged for the last 7 quarters raising concerns about public awareness and access.



Labor Influx

As of 31 December 2020, there are 382 laborers in Package 02 and the labor profile is as follows:

- Gender – 377 male, 5 female.
- Skill Level – 136 skilled, 74 semi-skilled and 172 unskilled.
- Origin – 320 from same or adjoining district, 60 from other districts, 0 from abroad.
- Age – 158 are 18-25 years old, 219 are 25-50 years old, and 5 are above 50 years old.

A detailed labor influx report is available in the monthly progress reports of the DDCS&PMS Consultants.

RAP and LAP for Package 03

Background and Status Prior Quarter	Current Quarter
<p>Updated Resettlement Action Plan (RAP) Pkg 03 is being prepared and expected to be submitted soon.</p> <p>In the meantime, the LAP/RAP team have submitted the LAP for Polder-17/1, 17/2 & 34/3 to DDCS&PMS Consultant as per Terms of Reference (ToR) of Acquisition & Requisition of Immovable Property Act 2017.</p> <p>LAP for Polder-15, 16 & 23 will be submitted around mid-October 2018. It is noted that LAP for Polder-14/1 might be delayed due to fact that necessary documents are being processed from the concerned offices. Target date is to submit it by late December 2018.</p> <p>Although the LAP/RAP team of DDCS and PMS Consultant has prepared almost all of the seven LAPs following the previous LA Act-1982 but due to requirements of the project, LAP/RAP Team is in the process of updating the LAPs again following the new Acquisition & Requisition of Immovable Property Act 2017. It is to be mentioned here that the new land acquisition act requires a lot of documents including “uma” and “cha” form and printing of the LA plan on the tracing cloth. The LAP revision will therefore require a few months.</p> <p>The LAP/RAP team has completed the Households (HHs) numbering and IoL survey in all 7 polders under Package-3 of CEIP-1.</p> <p>Total of 20 Community/Stakeholder Consultation meetings were held at 15 different venues of the Polders. Preparation of draft RAP is under process.</p> <p>Preparation of LAPs of 6 Polders under Package-3 were completed and LAP of Polder-14/1 was almost completed. These are now being revised or verified as per latest land acquisition Act-2017.</p>	<p>No Change</p>

3.2.3 Outputs of B3: Implementation of EMF and EMPs

The major activities relating to implementation of EMF and EMPs that have been carried out during the reporting period reviewing and updating of 6 EIAs of Package 03 in light of the WB’s comments



provided in EIA of Polder 14/1, training for the contracts' expatriate and local staff, preparing COVID19 Management Plan, complying COVID19 issues for the safety of the workers, carrying out field visits to ensure proper implementation of EMF and EMPs etc.

The overall status of the implementation of EMF and EMPs is shown in Table 44.

Table 44: Overall Environmental Safeguards activities

Sl	Activity	As of 30 September, 2020	As of 31 December, 2020
1	Finalize EIAs for the remaining 7 polders for Package W-03 to be approved	WB suggested to prepare/ finalize all other EIAs following the comments/ feedback shared by WB and IPOE on EIA of 14/1. DDCS&PMS Consultant updated all other 6 EIAs including EIA of Polder 14/1 and submitted to PMU. These EIAs are pending to be submitted to WB from PMU office.	All the EIAs of 7 EIAs being under reviewed by PMU
2	Contractor EAPs for 4 polders of W01 to be updated	The EAPs have been implemented accordingly. However, based on the findings of the 4 th Annual Environmental Audit, the section of the Environmental Monitoring should be updated to make the monitoring frequencies consistence with EMPs of CEIP-1. Updating of the 4 EAPs as per the findings of 4 th Annual Audit is still pending.	Updating of the 4 EAPs as per the findings of 4 th Annual Audit is still pending.
3	C-ESMPs for Package W-02 polders to be updated	Based on the findings of the 4 th Annual Environmental Audit, these documents also needed to be updated. More specifically, the section of the Environmental Monitoring should be updated to make the monitoring frequencies consistence with EMPs of CEIP-1. Updating of the 6 C-ESMPs as per the findings of 4 th Annual Audit is still pending.	Updating of the 6 C-ESMPs as per the findings of 4 th Annual Audit is still pending.
4	Prepare Bi-Annual Environmental Monitoring Report	Preparation of ninth Bi-Annual Environmental Monitoring Report is still pending which was due in last quarter.	Ninth Bi-Annual Environmental Monitoring Report was prepared and submitted to WB
5	Conduct of field visits for improvement of EMP compliance	Considering the current COVID19 pandemic situation, the field visits have been limited but these have in fact continued.	The field visits have been continued
6	DDCS&PMS Consultant to deliver environmental training for Pkg 02 staff, with cascade training to follow by Contractor	Training was conducted by DDSC & PMSC and PMU during the reporting quarter as on-the-job training during the field visits, but additional formal training will be needed. Need to carry out.	Need to carry out.
7	PMU, M&E and DDCS&PMS Consultant to assess effectiveness of cascade training strategy for Package 01	Need to be defined	Same

Coastal Embankment Improvement Project, Phase I (CEIP-I)

Sl	Activity	As of 30 September, 2020	As of 31 December, 2020
8	Annual Environmental Audits and actions on the findings	As suggested by WB and 3 rd party M&E Consultants, an Action Plan on the findings of the Audit needed to be prepared and implemented by the Project Proponent. 3 rd party M&E Consultant has shared a draft Action Plan with PMU, which need to be finalized by PMU and the responsible parties (e.g. DDCS & PMSC, Long Term Monitoring Consultants, Contractors, and NGOs) should fill the target date to accomplish the action items and submit to PMU accordingly. The final Action Plan should be submitted to WB as soon as possible and the action items should be accomplished as per the Action Plan. The status of this item is same as previous quarter. The action plan should be finalized by the PMU as soon as possible. Delay in mobilization of the PMU Environmental Specialists keeping the environmental safeguard activities behind the schedule.	Action plan was included with the updated 4 th Annual Environmental Audit report which has been accepted by WB.
9	COVID 19 situation to be complied	The contractor of W01 has been complying COVID-19 issues for the safety of its workers and that will need to be improved continuously according to the WB/WHO/GoB requirements. During the reporting period, the Contractor of W02 also prepared Draft Guidelines Tool to avoid/check infection from COVID-19 and other infectious diseases with reference to "COVID-19 OHS Protocols" provided by the World Bank	An Emergency Preparedness Plan considering the COVID19 management has been prepared by the contractor based on the GoB/WHO/WB guidelines, that was submitted to WB and that was cleared by the WB. Currently, the plan is being translated in Bengali and Chinese languages by the contractor. Emergency Preparedness Plan considering the COVID19 management has been also prepared by the contractor of Package 02 based on the GoB/WHO/WB guidelines, that was submitted to WB and CEIP-1 is waiting for the clearance from WB.

The Contractor of Package 01 conducted training on EHS including COVID19 issues for its expatriate and local staff, and 515 participants were trained during the quarter. The Package 02 Contractor trained 379 participants during the reporting period. For both packages, participants were counted multiple times if they participated in more than one training. Details are provided in Table 45 and Table 46.

Table 45: Environmental Training of Contractor expatriate and local workers - Package W-01

Polder	Oct 2020	Nov 2020	Dec 2020	3-month Total
32	101	100	78	289
*33	-	-	-	-
35/1	109	65	62	236
*35/3	-	-	-	-
Total	210	165	140	515

Source: Training report of Contractor W-01

Table 46: Environmental Training of Contractor expatriate and local workers - Package W-02

Polder	Oct 2020	Nov 2020	Dec 2020	3-month Total
39/2C	8	25	30	63
40/2	10	20	50	80
41/1	5	25	33	63
43/2C	7	25	40	72
47/2	0	0	27	27
48	10	24	40	74
Total	40	119	220	379

Source: Training report of Contractor W-02

Status of Afforestation

All the afforestation MOUs for all the Polders of W01 and W02 were signed with the relevant Forest Department during last reporting period. As of the reporting period total 208 ha of embankment has been planted and the achievement of afforestation program is mentioned in Table 47.

Table 47: Achievement of Afforestation Program

Polder	Seedlings raised		Seedlings planted			Raised seedlings left for 2019-20	Target of 2018-19			Achievement in %		Over all achievement in %
	Embankment	Man-grove	Embankment	Man-grove	Total planted		Embankment	Man-grove	Total target	Embankment	Man-grove	
47/2	67500	25000	67500	25000	92500	0	67500	25000	92500			
40/2	22500	0	10000	0	10000	12500	22500	0	22500			
41/1	31500	12500	0	12500	12500	31500	31500	12500	44000			
32	111750	0	111750	0	111750	0	112500	10000	122500			
33	89400	0	89400	0	89400	0	90000	10000	100000			
35/1	111750	0	111750	0	111750	0	112500	30000	142500			
35/3	89400	0	89400	0	89400	0	90000	0	90000			
Total	523800	37500	479800	37500	517300	44000	526500	87500	614000	91.10%	42.85%	84.25%

3.3. Outputs of Component C: Construction Supervision, Project Monitoring and Evaluation and Coastal Zone Monitoring

3.3.1 Outputs of C1: Detailed Design and Construction Supervision of Package 01

Design Status of Package 01

All detailed designs have been completed for Package 01 works in earlier quarters, based on modeling that determined the design parameters as well as geotechnical surveys and investigations. Revisions are being made as needed based on field conditions.

Preparation of Bidding Documents for Package 01

Bid Documents were completed in 2015 and Contractor has commenced services on 26 January 2016.

Construction Supervision for Package 01

The completed and ongoing construction works are shown in section 3.1.1. The DDCS&PMSC is undertaking the required site supervision activities. The Contractor submitted a revised quality assurance manual in early 2016. Overall a construction site supervision system is operational, but could be improved. The M&E Consultants have provided some observations based on the visit of its international M&E Specialist/Engineer in May-June 2019.

3.3.2 Outputs of C1: Detailed Design and Construction Supervision of Package 02

Design Status of Package 02

The status of design of the various elements of the works are summarized in the tables that follow. For Package 02 all designs have been prepared and approved except for the closures and the flood wall.

Table 48: Status of Design for Package 02

Sl No.	Polder	Embankment (Km)			Drainage Channel (Km)			Drainage Sluice (No.)			Flushing Sluice (No.)			River Bank Protection Works (kms)		
		Target	Achievement		Target	Achievement		Target	Achievement		Target	Achievement		Target	Achievement	
			Design Prepared	Design Approved		Design Prepared	Design Approved		Design Prepared	Design Approved		Design Prepared	Design Approved			
1	39/2C	59.25	59.25	59.25	54.23	54.23	54.23	13	13	13	20	20	20	3.5	3.5	3.5
2	40/2	34.40	34.40	34.40	32.56	32.56	32.56	9	9	9	11	11	11	-	-	-
3	41/1	33.81	33.81	33.81	30.16	30.16	30.16	10	10	10	16	16	16	0.875	0.875	0.875
4	43/2C	25.70	25.70	25.70	28.25	28.25	28.25	8	8	8	15	15	15	0.500	0.500	0.500
5	47/2	17.55	17.55	17.55	9.70	9.70	9.70	4	4	4	5	5	5	0.520	0.520	0.520
6	48	38.00	38.00	38.00	33.10	33.10	33.10	6	6	6	3	3	3	-	-	-
Total 30 Sep 2020		208.71	208.71	208.71	188.00	188.00	188.00	50	50	50	70	70	70	5.395	5.395	5.395
30 Jun 2020		208.71	208.71	208.71	188.00	188.00	188.00	50	50	50	70	70	70	5.395	5.395	5.395

Sl No.	Polder	Embankment Slope Protection Works (km)			Flood Wall (Km)		Paved Road (Km)			Closure (No.)		Gates & Hoists Drainage Sluice (No.)		Flushing Sluice (No.)						
		Target	Achievement		Target	Achievement		Target	Achievement		Target	Achievement		Target	Achievement					
			Design Prepared	Design Approved		Design Prepared (**)	Design Approved		Design Prepared	Design Approved		Design Prepared (**)	Design Approved		Design Prepared (***)	Design Approved	Design Prepared (***)	Design Approved		
1.	39/2C	4.000	4.000	4.000	1.95	-	-	11.04	11.04	11.04	8	8	-	1	1	1	1	1	1	
2.	40/2	1.137	1.137	1.137	8.30	8.30	-	5.40	5.40	5.40	-	-	-	1	1	1	1	1	1	
3.	41/1	0.00	-	-	7.15	-	-	21.35	21.35	21.35	-	-	-	1	1	1	1	1	1	
4.	43/2C	0.261	0.261	0.261	-	-	-	5.50	5.50	5.50	-	-	-	1	1	1	1	1	1	
5.	47/2	0.00	-	-	-	-	-	0.00	-	-	-	-	-	1	1	1	1	1	1	
6.	48	3.989	3.989	3.989	-	-	-	7.00	7.00	7.00	-	-	-	1	1	1	1	1	1	
Total 30 Sep 2020		9.387	9.387	9.387	17.4.40	8.30	0	50.29	50.29	50.29	8	8	8	6	6	6	6	6	6	6
Total 30 June 2020		9.387	9.387	9.387	17.8.40	8.30	0	50.29	50.29	50.29	8	8	0	12	12	6	12	6	6	6

Source: DDCS&PMSC and CICO data on June 2020 and September 2020, verified by the M&E Consultants based on spot checks.

Notes:

(*) Typical design of Flushing Sluice with classified locations have been identified and preparation of detailed design are in progress

(**) The contractor shall design and prepare final drawings for each closure and submit to the Engineer for approval.

(***) Typical Gate Design prepared for these polders.

Preparation of Bidding Documents for Package 02

Bid documents for Package 02 were completed and issued on 04 December 2015 and bids were evaluated in 2016. Notice of award was issued on 15 December 2016 and contract was signed on 08 March 2017.

Construction Supervision for Package 02

Contractor commenced to mobilize in June 2017 and started surveying work and establishment of camps and stockyards. Notice to commence was issued 12 July 2017. DDCS&PMS Consultants

reviewed and approved site layouts and supervised emergency works in two polders. While site supervision is ongoing, some of the final sluice locations have been less than ideal from a land acquisition standpoint. It would have been better to build the new sluices as close as possible to the original structures.

3.3.3 Outputs of C1: Detailed Design and Construction Supervision of Package 03

Design Status of Package 03

Modeling for detailed design is now complete with frequency analysis of wave height for cyclonic waves, wind data analysis, computation of embankment crest level, etc. Survey work is fully completed. Embankment design, and in the most recent quarter much additional design work, has been completed and is waiting for approval from Board. Please see Table 49.

Table 49: Status of Design for Package 03

Sl No.	Polder	Embankment (Km)			Drainage Channel (Km)			Drainage Sluice (No.)			Flushing Sluice (No.)		
		Achieve-ment			Achieve-ment			Achieve-ment			Achieve-ment		
		Target	Design Prepared	Design Approved	Target	Design Prepared	Design Approved	Target	Design Prepared	Design Approved	Target	Design Prepared	Design Approved
1	14/1	31.25	31.25	31.25	13.23	13.23	0	4	4	0	1	1	0
2	15	30.78	30.78	30.78	15.44	15.44	0	4	4	2	0	0	0
3	16	44.75	44.75	44.75	47.90	47.90	0	17	17	4	0	0	0
4	17/1	38.50	38.50	38.50	35.80	35.80	0	10	10	4	0	0	0
5	17/2	11.00	11.00	11.00	12.40	12.40	0	3	3	4	0	0	0
6	23	36.70	36.70	36.70	31.50	31.50	0	12	12	10	12	12	0
7	34/3	17.00	17.00	17.00	11.10	11.10	0	3	3	1	6	6	0
Total 31 Dec 20		209.98	209.98	209.98	167.37	167.37	0	53	53	52	19	19	19
Total 30 Sep 20		209.98	209.98	209.98	167.37	167.37	0	53	53	52	19	19	0
Total 30 Jun 20		209.98	209.98	209.98	167.37	167.37	0	53	53	25	19	19	0
Total 31 Mar 20		209.98	209.98	209.98	167.37	167.37	0	53	53	5	19	19	0
Total 30 Jun 19		209.98	209.98	209.98	167.37	167.37	0	57	41	4	19	19	0

SL. No.	Polder	River Bank Protection Works (Km)			Embankment Slope Protection (Km)			Gates & Hoists			Flushing Sluice (No.)		
		Achieve-ment			Achieve-ment			Drainage Sluice (No.)			Achieve-ment		
		Target	Design Prepared	Design Approved	Target	Design Prepared	Design Approved	Target	Design Prepared	Design Approved	Target	Design Prepared	Design Approved
1	14/1	0	0	0	4.78	4.78	0			0			0
2	15	1.60	1.60	0	0	0	0			0			0
3	16	0	0	0	0	0	0			0			0
4	17/1	0	0	0	0	0	0			0			0
5	17/2	0	0	0	0	0	0			0			0
6	23	0	0	0	0	0	0			0			0
7	34/3	0	0	0	0	0	0			0			0
Total 31 Dec 20		1.60	1.60	0.00	4.78	4.78	0	1	1	1	1	1	0
Total 30 Sep 20		1.60	1.60	0.00	4.78	4.78	0	1	1	1	1	1	0
Total 30 Jun 20		1.60	1.60	0	4.78	4.78	0	1	1	1	1	1	0
Total 31 Mar 20		1.60	1.60	0	4.78	4.78	0	1	1	0	1	1	0
Total 30 Jun 19		3.15	1.60	0	15.30	0	0	7	7	0	5	0	0

Preparation of Bidding Documents for Package 03

Source: DDCS&PMSC and CHWE data on June 2020 and September 2020, verified by the M&E Consultants based on spot checks.

Some sections of the bidding documents have been completed and BOQ is not ready due to need to complete designs and drawings of some components.

Construction Supervision for Package 03

Package 03 implementation has been dropped from CEIP Phase 1. The polders of Package 03 will be included in CEIP Phase 2.

3.3.4 Outputs of C2: Third Party Monitoring and Evaluation of Project

Key accomplishments October-December 2020 includes:

- Prepared the 20th Quarterly Progress Report.
- Reviewed and commented on Technical Reports and QPR of Long-Term Monitoring Consultant.
- Reviewed and commented on the MPR and QPR of the NGOs
- Developed a monitoring tracking tool in excel for the NGOs program which was finalized with input of the World Bank and then delivered orientation to the NGOs on its use.
- Reviewed and commented on progress reports of DDCS&PMS Consultants
- In process of cleaning data from the second round Baseline Survey for Package 02 households and mid-line survey for Package 01 households covering general population, PAHs and comparison households.
- Made field visits for monitoring of implementation, physical progress, and safeguards compliance and consultation with PAPs.
- Web based PMIS is now on Live – www.ceip-bwdb.gov.bd
- Advanced the development of the web based PMIS and major modification in this quarter.

3.3.5 Outputs of C3: Long-Term Monitoring, Research and Analysis of Bangladesh Coastal Zone

During the October-December 2020 quarter, the Consultant made the following progress:

- MIKE 21C Bishkhali Meso-scale Bank Erosion Morphological Modelling Study: Model Development Report
- Interim Subsidence Report
- MIKE 21C Pussur meso-scale bank erosion morphological modelling study: Model development report
- MIKE 21C Sibsa meso-scale bank erosion morphological modelling study: Model development report
- GBM Basin Model and Macro Scale river and coastal model - current scenario (Revised)
- Lower Meghna-Tetulia river system morphological modelling study-Current situation
- Meso-scale Interim Report: Effect of human interventions on tidal and sediment dynamics in the Pussur-Sibsa basin (revised)
- Monitoring Results on Sedimentation rate in Rivers and Floodplain

3.4. Outputs of Component D: Project Management, Technical Assistance, Training and Strategic Studies

3.4.1 Outputs of D1: Project Management Support and Audits

Project Institutional and Implementation Arrangements

Table 50: Status of PMU Institutional Setup and Financial Management Arrangements

Sl.	Action Item	Status	Status
		30 Sep 2020	31 Dec 2020
1	Special Accounts – Two separate designated accounts to be opened, one for the IDA Credit and one for the PPCR Grant	Complied on 16 Feb 2014	Complied on 16 Feb 2014
2	All payments to be made directly by PD from PMU; no payments to be handled through the division/ regional offices.	Complied	Complied
3	100% beneficiary bank accounts will be opened for resettlement payments and no cash payments or cash checks will be issued. Resettlement payments will be shown as an individual category of expenditure in the financial statement.	Bank accounts have been opened by 100% for both packages.	Bank accounts have been opened by 100% for both packages.
4	Interim Unaudited Financial Report (IUFR), in a format acceptable to the Bank, to be submitted on a quarterly basis to the World Bank for review within 45 days from the end of each quarter	IUFR for Jul-Sep 2020 submitted on 19 Oct 2020	IUFR for Oct-Dec 2020 due on 15 February 2021
5	Annual audit of the financial statement by the Foreign Aided Project Audit Directorate (FAPAD) of the Auditor & Comptroller General's Office (C&AG). Audited project financial statements are to be submitted to the Bank within six months from the close of each fiscal year until the close of the credit.	Annual audit for FY 2018/19 has been done on December 2019. Next audit is due on 31 st December, 2020	Annual audit for FY 2019/20 has been done on December 2020.

Sl.	Action Item	Status	Status
		30 Sep 2020	31 Dec 2020
6	Performance audit – an independent performance audit, including review of the financial management system and verification of procurements will be carried out by a Chartered Accountant two years before the credit closing date. The process of selection and TOR for such audit(s) will be agreed with the Bank.	Audit for FY 16/17, 17/18 and 18/19 completed and consultant submitted draft report on October, 2020	Audit for FY 16/17, 17/18 and 18/19 completed and consultant submitted draft report on October, 2020
7	Internal audit – will be carried out by the Internal Audit Wing of BWDB and the report shall be submitted to the Bank within 15 days of receipt of such report by the project.	Audit for FY 16/17, 17/18 and 18/19 completed and consultant submitted draft report on October, 2020	Audit for FY 16/17, 17/18 and 18/19 completed and consultant submitted draft report on October, 2020
8	Project Audit Committee shall be established within the PMU to follow up implementation of valid audit recommendations. This committee shall be chaired by an individual independent of the project operation and consist of no less than three people including the Chairman and the PD. The committee will meet within every 120 days and minute the decisions and discussion held. These minutes will be shared with the Bank within 15 days from the date of the meeting.	Not yet established	Not yet established
9	The Project will follow the Public Works Department (PWD) Accounts Code/Manual with updating (BWDB system). Should it become necessary, PMU will prepare a separate FM Manual for the project, which will be aligned with BWDB's financial management, compatible with the agreed funds flow arrangements and reviewed by the Bank.	No action needed. PWD Accounts Code / Manual with updating BWDB system in conformity with the PPA-06 & PPR-08 are being followed.	No action needed. PWD Accounts Code / Manual with updating BWDB system in conformity with the PPA-06 & PPR-08 are being followed.

Governance Accountability and Action Plan

The Governance Accountability and Action Plan (GAAP) is being complied with most of the action items completed. The GAAP is presented in Annex 6.

3.4.2 Outputs of D3: Strategic Studies and Future Project Preparation

The ToR was drafted by the DDCS&PMS Consultants, reviewed by BWDB and the World Bank and finalized. A call for EOIs for the preparation of CEIP-2 was issued in December 2019 and EOIs were submitted by the due date of 30 January 2020. Shortlisted firms were issued the RFP on 28 June and invited to submit their proposals by 29 July 2020. CEIP-2 will proceed with World Bank financing.

3.5. Outputs of Component E: Contingent Emergency Response

Component E has not been triggered.

4. KEY PERFORMANCE INDICATORS

The key performance indicators (KPI) as defined by the PAD/DPP are listed below along with their cumulative values. There was minimal change in the KPI during the quarter. A more detailed table showing targets and achievements is found in Annex 7.

Table 51:: Key performance indicators (KPI)

S. No.	PDO Indicators per PAD/DPP	Indicator Type	Total Project Target	Cumulative Value as of 31 December 2020	Cumulative Value as of 30 September 2020
1	Gross area protected	outcome	66,012 ha	All Pkg – 36,046 (54.6%)	All Pkg – 31,789 (48.16%) Pkg 01 – 29,329 (80.26%) Pkg 02 – 5,098 (17.30%)
2	Direct beneficiaries from increased resilience to climate change (number) and % women (PPCR core indic. A1.3)	outcome - core	724,202 (50% women)	All Pkg –348,749 (48.16%) Pkg 01- 265,085 (80.26%) Pkg 02 – 68,151 (17.30%)	All Pkg –348,749 (48.16%) Pkg 01- 265,085 (80.26%) Pkg 02 – 68,151 (17.30%)
3	Cropping intensity	outcome	180	Pkg -01: 145.2 Pkg – 02: 130.3	Pkg -01: 144.3 Pkg – 02: 130.3
4	Contingent Emergency Appropriation	input	No target		
5	Length of Upgraded Embankment	Output	409.33 kms <i>Pkg 01: 200.62</i> <i>Pkg 02: 208.71</i>	All Pkg – 211.85 done Pkg 01: 175.344 kms done Pkg 02: 36.506 kms done	All Pkg – 197.114 done Pkg 01: 161.008 kms done Pkg 02: 36.106 kms done
6	Drainage structures replaced	output	88 no <i>Pkg 01: 38 no</i> <i>Pkg 02: 50 no</i>	All Pkg –38 fully done; 22 substantially complete and other 13 are in progress Pkg 01: 38 fully done Pkg 02: 22 substantially done and other 13 are in progress	All Pkg –38 fully done; 22 substantially complete and other 13 are in progress Pkg 01: 38 fully done Pkg 02: 22 substantially done and other 13 are in progress
7	Drainage sluices repaired	output	8 nos. <i>Pkg 01: 2 no</i> <i>Pkg 02: 6 no</i>	All Pkg – 2 done Pkg 01: 2 done Pkg 02: 0 done (and 2 in progress)	All Pkg – 2 done Pkg 01: 2 done Pkg 02: 0 done (and 2 in progress)
8	Flushing inlets constructed and upgraded	output	77 nos <i>Pkg 01: 29 no</i> <i>Pkg 02: 48 no</i>	All Pkg – 29 fully done; 16 substantially complete and other 5 are in progress Pkg 01: 29 fully done Pkg 02: 16 substantially complete and other 5 are in progress	All Pkg – 29 fully done; 16 substantially complete and other 5 are in progress Pkg 01: 29 fully done Pkg 02: 16 substantially complete and other 5 are in progress
8a	Flushing inlets repaired	output	46 nos <i>Pkg 01: 14 no</i> <i>Pkg 02: 32 no</i>	All Pkg – 14 substantially done Pkg 01: 13 done; 1 in progress Pkg 02: 1 done; 9 in progress	All Pkg – 14 substantially done Pkg 01: 13 done; 1 in progress Pkg 02: 1 done; 9 in progress

Coastal Embankment Improvement Project, Phase I (CEIP-I)

S. No.	PDO Indicators per PAD/DPP	Indicator Type	Total Project Target	Cumulative Value as of 31 December 2020	Cumulative Value as of 30 September 2020
9	Length of drainage channels upgraded	output	305 km <i>Pkg 01: 150</i> <i>Pkg 02: 155</i>	167.98 kms done Pkg 01: 136.799 kms done (91.2 % of Pkg 1) Pkg 02: 32.181 kms done (20.8 % of Pkg 2)	157.802 kms done Pkg 01: 131.821 kms done (87.71 % of Pkg 1) Pkg 02: 25.981 kms done (16.81 % of Pkg 2)
9A	NEW PROPOSED INDICATOR – River Bank Protection works	output	9.370 kms (excl Pkg 03) <i>Pkg 01: 4.250 kms</i> <i>Pkg 02: 5.120 kms</i>	All Pkg – 8.40 kms Pkg 01: 4.25 kms Pkg 02: 4.15 kms	All Pkg – 8.28 kms Pkg 01: 4.25 kms Pkg 02: 4.03 kms
9B	NEW PROPOSED INDICATOR – Slope Protection works	output	29.444 kms (excl Pkg 03) <i>Pkg 01: 19.966 kms</i> <i>Pkg 02: 9.480 kms</i>	All Pkg – 15.236 kms Pkg 01: 14.366 kms Pkg 02: 0.87 kms	All Pkg – 15.236 kms Pkg 01: 14.366 kms Pkg 02: 0.87 kms
10	Area Afforested (PPCR core indic. B3)	output - core	300 ha	All Pkg – 340.6 ha 302.60 ha embankment plantation and 38.00 ha foreshore plantation	All Pkg – 208 ha Pkg 01: 162 ha Pkg 02: 46 ha Seedling (nos) All Pkg – 517,000 Pkg 01: 402,300 Pkg 02: 115,000
11	Water Management Organizations functioning (meeting regularly, operations, no. of disputes)	outcome	10 no	7 committees formed; 6 applied for registration	0
12	Water Management Organization (WMO) formed	output	4 no	128 formed, and 139 ad hoc formation committees are in place: P-32: 15 WMG P-33: 14 WMG P-35/1: 28 WMG P-35/3: 8 WMG P-39/2C: 17 WMG P-40/2: 14 WMG P-41/1: 14 WMG P-43/2C: 2 WMG P-47/2: 9 WMG P-48: 7 WMG	128 formed, and 139 ad hoc formation committees are in place: P-32: 15 WMG P-33: 14 WMG P-35/1: 28 WMG P-35/3: 8 WMG P-39/2C: 17 WMG P-40/2: 14 WMG P-41/1: 14 WMG P-43/2C: 2 WMG P-47/2: 9 WMG P-48: 7 WMG
13	Improved coastal monitoring - studies undertaken (as related to PPCR core indicator on the use of climate information in decision-making)	output	2 no	1. Some of the interim Reports of Macro and Mesoscale Modelling have been received and currently those are being Other Modelling works are in progress. 2. The investment plan is in progress, these are also linked to the completion of the modelling works, which are underway	0 Consultant commenced services October 2018.

Coastal Embankment Improvement Project, Phase I (CEIP-I)

S. No.	PDO Indicators per PAD/DPP	Indicator Type	Total Project Target	Cumulative Value as of 31 December 2020	Cumulative Value as of 30 September 2020
14	BWDB days of training provided (total person-days) (women person-days)	output - core	160 days	45 (461 p-days) (66 w-days)	45 (461 p-days) (66 w-days)
15	Grievance Redress Committees (GRC) established	output	10 no of polders	10 polders (Pkg-01: 15 GRC, functioning; Pkg-02: 21 GRC formed)	10 polders (Pkg-01: 15 GRC, functioning; Pkg-02: 21 GRC formed)
16	Detailed design of future 7 polders (including EIA, RAP/LAP)	output		All Design completed by consultant. <ul style="list-style-type: none"> ▪ Embankment: Approved (all, 209.98 kms) ▪ Drainage Channel – Design done, approval (141.74 kms) ▪ DS: Design done (53), approval (52) ▪ FS: Design done (19), approval (19) ▪ RBP: Design done (1.6 km), approval (0) ▪ SPW: Design done (4.78), approval (0) Draft final EIAs for 7 polders have been submitted to PMU.	

Note on Indicators 1 and 2

The estimate of area and population protected is calculated as the proportion of total length of embankment of each polder for which the earthwork is completed.

Table 52: Estimate of Area and Population Protected by the Embankment Works – Mar 2020

Polder No. and Package No.	Total Polder Area (ha)	Total Polder Population (BBS 2011 with assumed 1.4% annual growth rate)	Embankment Fully Done (kms)	Embankment Target (kms)	Estimated Share of Area Protected	Area Protected to Date (ha)	Population Protected to Date
32	8,097	59,258	49.322	49.67	99.30%	8,040	58,843
33	8,600	86,503	43.37	49.15	88.24%	7,589	76,330
35/1	13,058	142,714	46.922	61.97	75.72%	9,887	108,059
35/3	6,790	41,828	35.73	39.83	89.71%	6,091	37,522
Pkg 01	36,545	330,303	175.344	200.62	87.40%	31,607	280,755
39/2C	10,748	136,404	2	59.25	3.38%	363	4,604
40/2	4,453	84,931	7.3	34.4	20.06%	893	17,036
41/1	4,048	80,330	2.15	33.81	6.36%	257	5,108
42/3C	2,753	27,501	6.86	25.7	26.69%	735	7,341
47/2	2,065	7,277	16.2	17.55	92.31%	1906	6,717
48	5,400	57,457	2	38	5.26%	284	3,024
Pkg 02	29,467	393,899	36.51	208.71	17.49%	4,439	43,830
TOTAL, Protected	66,012	724,202	197.118	409.33	51.02%	36,046	324,585

Note on Indicators 3

The following two tables showing cropping intensity of Package 01 & 02. These data have been collected from Union level field Supervisor of DAE, Upazila offices.

Cropping Intensity**Package 01**

M&E team has been visiting all the polder site of package 01 and made a questionnaire – discussed with local farmer about cropping area of each season. The interviewed information data has been analyzed and it has been found at end of Oct 2019 to Sep 2020 stands in polder 32 is 144.00%, Polder 33 – 150.4%, Polder 35/1 – 167.9%, Polder 35/3 – 119.1% and overall cropping intensity in Package 01 is 145.2%

SL#	Polder#	(Oct 2019/Sep-2020)		
		Total cultivated land (dec)	Total cropped land (dec)	Cropping Intensity (%)
1	32	5924	8529	144.0
2	33	6961	10469	150.4
3	35/1	5138	8629	167.9
4	35/3	5614	6684	119.1
5	Total	23636	34311	145.2

5. PLANS FOR THE NEXT TWO QUARTERS AND BEYOND

5.1. Planned Outputs for Component A: Rehabilitation and Improvement of Polders

See Agreed Actions table in Section 5.6 for detailed tasks to be completed in the next two quarters.

5.1.1 Planned Outputs of A1: Rehabilitation and Improvement of Polders

Works Package 01

Based on the field office of DDCS&PMS Consultant, the remaining work plan is given below.

Package 01

Table 53: Status of Rehabilitation and Improvement of Polders of Package 1

Sl	Activity	Contract Quantity	Done through June 2019		Done from Jul 2019-June 2020		Work to be completed during 2020-21	
			Full	Part	Full	Full	Part	Full
1	Embankment	200.617 kms	146.163	22.387	14.85	146.163	22.387	14.85
2	Drainage Channel excavation	151.21 kms	114.77	0	17.05	114.77	0	17.05
3	Drainage Sluice construction	38 nos.	35	3	3	35	3	3
4	Drainage Sluice repair	2 nos.	2	0	0	2	0	0
5	Flushing Sluice construction	30 nos.	28	1	1	28	1	1
6	Flushing Sluice repair	14 nos.	12	1	1	12	1	1
7	Slope protection	19.966 kms	9.188	0	4.98	9.188	0	4.98
8	River Bank protection	4.45 kms	4.05	0	0.1	4.05	0	0.1
9	Closure	1 no.	0	0	0	0	0	0

Works Package 02

Package 02

Notice to commence was issued 12 July 2017, but physical works got underway in January 2018.

Table 54: Status of Rehabilitation and Improvement of Polders of Package 2

Sl	Activity	Contract Quantity	Done through June 2019		Done from Jul 2019-June 2020		Work to be completed during 2020-21	
			Full	Part	Full	Full	Part	Full
1	Embankment	208.71 kms	18.82	13.30	17.29	18.82	13.30	17.29
2	Drainage Channel excavation	154.632 kms	19.07	0	6.91	19.07	0	6.91
3	Drainage Sluice construction	50 nos.	0	19	0	0	19	0
4	Drainage Sluice repair	6 nos.	0	1	0	0	1	0
5	Flushing Sluice construction	50 nos.	0	15	0	0	15	0
6	Flushing Sluice repair	30 nos.	0	2	1	0	2	1
7	Slope protection	9.48 kms	0.15	0	0.6	0.15	0	0.6
8	River Bank protection	4.92 kms	1.90	0	2.13	1.90	0	2.13

SI	Activity	Contract Quantity	Done through June 2019		Done from Jul 2019-June 2020		Work to be completed during 2020-21	
			Full	Part	Full	Full	Part	Full
9	Closure	8 no.	0	0	0	0	0	0
10	Road Pavement on embankment and road crossing embankment	51 kms	0	0	0	0	0	0

Works Package 03

Table 55: Status of Rehabilitation and Improvement of Polders of Package 3

Ref	Activity	Status
1	Package W-03 Bidding Document prepared	Preparations are to continue. Projected to be ready by mid-2020.
2	Detailed Design of Package W-03	The Detailed Design activities are to continue as agreed during the MTR mission. Was expected to be completed in late 2019.

5.1.2 Planned Output of A2: Afforestation

Divisional Forest Officers are now planning for maintaining the afforestation so far raised in 2018-19 and will prepare the plan for 2019-20 afforestation program. But fixing the afforestation target will depend on the completion of polder construction and it will be finalized discussing with DDCS & PMS consultants. The Divisional Forest officers will follow the time schedule for maintenance of 2018-19 plantation as well as raising of nurseries and plantation of 2019-20 as given below:

Package	District	Polder No.	Length of polder in km	Length for afforestation (km)	Slope planting in (ha)	Seedlings of slope plantation (Non-mangrove) (000)	Coconut seedlings in number	Tal seedlings number	Total seedlings for slope plantation	Fore-shore (Mangrove golpata) Plantation	Seedlings to be slope planted (000)
1	Bagerhat	35/1	62.5	20	36	88.4	1	0.6	90	10	25
		35/3	40	10	18	44.2	0.5	0.3	45	5	12.5
	Khulna	32	49.5	10	18	44.2	0.5	0.3	45	5	12.5
		33	49.5	5	18	22.1	0.25	0.15	22.5	10	25
	<i>Package 1 total</i>			201.5	45	9	198.9	2.25	1.35	202.5	30
2	Patuakhali	47/2	17	2	3.6	8.84	0.1	0.06	9	5	12.5
		48	37.36	0	0	0	0	0	0	0	0
		43/2C	37.36	10	18	44.2	0.5	0.3	45	0	0
	Barguna	40/2	33.75	15	27	66.3	0.75	0.45	67.5	0	0
		41/1	33.64	13	23.4	57.46	0.65	0.39	58.5	5	12.5
	Pirojpur	39/2C	59.25	10	54	44.2	0.5	0.3	45	5	12.5
	<i>Package 2 Total</i>			218.36	50	126	221	2.5	1.5	225	15
<i>Package 1 & 2 total</i>			419.86	95	216	419.9	4.75	2.85	427.5	45	112.5

Package	District	Polder No.	Foreshore (Mangrove/Keora/bayen/gewa) plantation (ha)	Seedlings to be planted (000)	Enrichment plantation ha	Seedlings to be planted (000)	Total mangrove are (ha)	Total mangrove seedlings	Total area ha	Seedlings to be planted (000)	
1	Bagerhat	35/1	3	7.5	5	1.5	18	34	54	124	
		35/3	2	5	0	0	7	17.5	25	62.5	
	Khulna	32	0	0	0	0	5	12.5	23	57.5	
		33	5	12.5	0	0	15	37.5	33	60	
	<i>Package 1 total</i>			10	25	5	1.5	45	101.5	135	304
2	Patuakhali	47/2	5	12.5	0	0	10	25	13.6	34	
		48	0	0	0	0	0	0	0	0	
		43/2C	0	0	0	0	0	0	18	45	
	Barguna	40/2	0	0	0	0	0	0	27	67.5	
		41/1	5	12.5	0	0	10	25	33.4	83.5	
	Pirojpur	39/2C	0	0	0	0	5	12.5	59	57.5	
	<i>Package 2 Total</i>			10	25	0	0	25	62.5	151	287.5
	<i>Package 1 & 2 total</i>			20	50	5	1.5	70	164	286	591.5

5.2. Planned Outputs of Component B: Implementation of Social and Environmental Management Frameworks and Plans

See Agreed Actions table in Section 5.6 for detailed tasks to be completed in the next two quarters.

5.2.1 Planned Outputs of B1: Implementation of Social Action Plans

The five NGOs for WMO formation, mobilization for social forestry and IPM training will organize WMOs and facilitate election of the executive committees and begin their training.

5.2.2 Planned Outputs of B2: Implementation of Social Management and Resettlement Policy Framework (SMRPF) and Resettlement Action Plans (RAPs)

The plans for RAP and LAP of Package 01 covering the next two quarters include:

Polder No.	Chainage		Total Land (ha.)	Present Status	Plan for the next two quarters
	Start (km)	End (km)			
P-32	16.687	17.143	0.58	Notice U/S-4 will be served	JVS
P-35/1	4.25	4.5	1.62	Waiting for JVS	Final approval by MoL
	14.75	17	2.57	Notice U/S-4 have been served	JVS
	23.75	24	6.93	Sent to the MoL for final approval	Notice U/S-7 will be served
P-35/3	3.750	4.000	0.14	Notice U/S-4 will be served	JVS
	5	5.25	0.68	Sent to the MoL for final approval	Notice U/S-7 will be served

The plans for RAP and LAP of Package 02 covering the next two quarters include:

Polder No.	Chainage		Total land (ha.)	Present Status	Plan for the next two quarters
	Start (km)	End (km)			
P-39/2C	0+39.000	37+59.250	66.56	Notice under section (U/S)-7 has been served for twenty-one (21) mouzas out of twenty-two (22) mouzas and one (1) mouza under process in Pirojpur district. Issuance of notice under section (U/S)-7 served for four (4) mouzas out of five (5) mouzas and one (1) mouza under process in Jhalokathi district.	Notice Under Section (U/S)-7 will be served 2 (1+1) mouzas in Pirojpur and Jhalokathi district.
P-40/2	28+240	33+380	0.77	Court Case	Awaiting the verdict of the court case.
P-41/1	Km (8+890); DS-8		0.12	Pending DC Office	Approval of DLAC
P-43/2C	0+000	25+505	23.20	Out of eleven (11) mouzas Ten (10) mouzas are waiting for DLAC and the DC Office is preparing estimates for One (1) mouza.	1. Notice U/S-4 will be served (4 Mouzas) 2. Notice U/S-8 will be served (1 Mouza)
P-47/2	Km (13+500); DS-1 & Km (17+190); DS-3		0.26	Send to the MoL for final approval	Notice U/S-7 will be served.
P-48	Km (4+100); DS-6		0.17	Notice under section (U/S)-8 has been served.	Waiting Possession handover by DC to BWDB

5.2.3 Planned Outputs of B3: Implementation of EMF and EMPs

The major activities planned for next two quarters are-

1. Submission of all final EIAs of 7 polders of Package 03 to WB
2. Completing the disclosure of meeting of Package 03 EIAs
3. Preparing the Bi-Annual Environmental Monitoring Report (covering Jul-Dec 2020) and submitting to WB
4. Continue supervision and monitoring of the Contractors' implementation of EHS activities
5. Following up on the recommendations of the 5th Annual Environmental Audit Report
6. Obtaining renewal of the ECCs of Package 01 and Package 02
7. Implementation of the Action Plan of the findings of the 5th Annual Environmental Audit report.

The detailed plan with specific deadlines has been provided in the Agreed Actions table at the end of Chapter 5. In addition, several other activities are planned as per the following:

Sl	Activity	Status	Current Target Completion Date
1	Consultation and disclosure for Package 07 EIAs at local and regional level via consultative workshops	It is a long pending item, and the deadline was shifted November 2019 but not yet achieved	March 2021

Sl	Activity	Status	Current Target Completion Date
2	Prepare Bi-Annual Environmental Monitoring Report	Report covering Jul-December 2020 will be prepared.	28 February 2021
3	Undertake Fifth Annual Environmental Audit	4 th Audit was carried out covering the period Jan-Dec 2019 by M&E Consultants and report was submitted, received and addressed WB comments and the report has been accepted by WB. Fifth Audit has been carried out by the 3 rd Party M&E Consultants, submitted the report WB on 05 Feb 2021.	07 Feb 2021

5.3. Planned Outputs of Component C: Construction Supervision, Project Monitoring and Evaluation and Coastal Zone Monitoring

See Agreed Actions table in Section 5.6 for detailed tasks to be completed in the next two quarters.

5.3.1 Planned Outputs of C1: Detailed Design and Construction Supervision

Design Work

Design approval work for package-1 and package-2 are completed. All design works for package-3 and some approval are also completed. Remaining approval works are need to complete within the time frame.

Preparation of Bidding Documents

DDCS&PMS Consultants plan to finalize the bidding documents for Package 03 during the next 2 quarters.

Construction Supervision

The DDCS&PMS Consultants have committed to continue prodding the Contractors for both packages to expedite the work and try to meet their work program targets discussed in Section 5.1.

5.3.2 Planned Outputs of C2: Third Party M&E Consultants

Key activities planned for next two quarters are:

1. Continue development of the web-based PMIS and conduct orientation session for users.
2. Draft and Final Baseline Survey Report and Workshop
3. Review EIA, RAP, EAP/C-ESMP documents (ongoing, as they are provided)
4. Finding cropping intensity from Primary and Secondary data (also use Landsat 8 satellite image)
5. Assist in preparation of Bi-Annual Environmental Monitoring Report (July 2019)
6. Conduct the 5th Annual Environmental Audit
7. Follow up recommendations of the 4th Annual Environmental Audit
8. Prepare the 18th and 19th Quarterly Progress Reports and Annual Progress Report
9. Monitor the performance of CEIP-1
10. Provide M&E training
11. Participate in any ISR missions of the World Bank.

5.3.3 Planned Outputs of C3: Long-Term Monitoring, Research and Analysis of Bangladesh Coastal Zone

The contract was signed on 04 October 2018. The key action is to undertake broad consultations and develop the models.

5.4. Planned Outputs of Component D: Project Management, Technical Assistance, Training and Strategic Studies

See Agreed Actions table in Section 5.6 for detailed tasks to be completed in the next two quarters.

5.4.1 Planned Outputs of D1: Project Management Support and Audits

Project Institutional and Implementation Arrangements

During the next two quarters, the following major activities are planned:

- Renew contracts of PMU staff as needed

Financial Management and Fiduciary Aspects

During the next two quarters, the following major activities are planned:

Sl.	Activity	Status
1	IUFR for future quarters	On track
2	Finalization of Internal Audit plan for FY 2016-2017	Prepare call for REOI.

5.4.2 Planned Outputs of D2: Technical Assistance and Training

Training and technical assistance in M&E, FIDIC and contract management may be provided for PMU.

5.4.3 Planned Outputs of D3: Strategic Studies and Future Project Preparation

Review EOI submissions and issue the shortlist, evaluate proposals.

5.5. Planned Outputs of Component E: Contingent Emergency Response

Component E has not been triggered.

5.6. Agreed Actions

SL	Actions	Agreed time line as per October 15-27, 2019 Implemen'n Support Review
Physical Works		
1	Monthly Progress Report incorporating the following aspects: <ul style="list-style-type: none"> * Intermediate Result Indicators (Physical Works) * Updated Physical Progress Milestone Matrix (W-01 and W-02) including Nalian Closure Polder 32 * Resource-based detailed modular planning from the Contractor of works packages and review resource requirements for CC Block Production. * Detailed work progress breakdown of each BoQ item * EHS Compliance Report for works package W-01 and W-02 (Polders and CC Block Plants) * Financial Progress by Works Packages 	15 th of every month
2	Updated Procurement Status/ Plan in STEP	15 th of every month
3	Updated Disbursement Status and Projection for key packages (both service and works)	15 th of every month
4	Implement (a) Social mobilization with Social Action plan (incl. setting up WMOs) (b) Social afforestation and (c) Implementation of Integrated Pest Management (IPM) Plan	15 th of every month
5	Web-based M&E System customizing as per the BOQ items (works packages) integrating physical progress monitoring tool.	December 31, 2019
Quarterly Reports		
6	M&E Report	Within 45 days after the end of each quarter
7	Long Term Monitoring, Research and Analysis of the Coastal Zone reflecting the deliverables from Contract (ToR)	Within 45 days after the end of each quarter
Physical Works		
8	Review Report on Nalian Closure Foundation works	November 15, 2019
9	An action plan in terms of mobilization of manpower and equipment on-site to complete the works for Nalian Closure	November 15, 2019
10	Construction of Nalian Closure Polder 32	January 31, 2020
11	Review Report of finished portion of the Pkg 01 bank protection works; see whether dumped according to the specifications	November 15, 2019
12	Completion of Package 1	June 30, 2020
13	Revised Work Program for works packages W-01 and W-02 including a general description of methodology as well as reasonable estimate of the contractor's personnel and equipment	November 15, 2019
14	Obtain updated resource-based detailed monthly modular planning from the Contractor of works package W-02 and review resource requirements for CC Block Production.	November 15, 2019
15	Technical assessment of the revised physical targets	November 15, 2019
16	Detailed design for package 3	Done on October 7, 2019
17	Approval of Detailed Design of Package 3 by Design Circle	January 31, 2020
18	Assessment of the package 3 bank protective works	November 15, 2019
19	Bid Document including technical specification for Package 3 submitted to the Bank	November 15, 2019
Social Safeguard		
20	ECRRP Final Report (LA & Resettlement Payment)	November 15, 2019

SL	Actions	Agreed time line as per October 15-27, 2019 Implemen'n Support Review
21	ECRRP LA & Resettlement Payment refund	November 30, 2019
22	Report on land legacy issues (storyline of the land legacy issues)	Done
23	RAP for Package 2 Polders: Public Disclosure	Done
24	RAP for Package 2 Polders: Bengali Translation	Done
25	RAP for Package 2 Polders: Bengali Version Disclosure	Done
26	Operationalization of computerized Payment System incorporating LA Payment, GRM, and Relocation in the PMU, field office	January 31, 2020
27	Prototype system of the Payment System incorporating LA Payment, GRM, and Relocation in the PMU, field office	November 15, 2019
28	Revise Social Management and Resettlement Policy Framework	November 15, 2019
29	RAP for Package 3	December 15, 2019
30	Report on impartial market price assessment of land for works package-1 shared with the Bank for review	November 15, 2019
31	Livelihood impact assessment and livelihood restoration program for the vulnerable affected persons across the project	Done: October 2, 2019
32	Design and plan for basic infrastructure (access road, drainage, toilet and drinking water facilities) for group relocated households in Polder 32 and 35/1	November 15, 2019
33	Complete verification for tenant and wage labor (W-01)	December 31, 2019
34	Payment of tenant and wage labor (W-01)	January 31, 2020
Environmental Safeguards		
35	Prepare the draft EHS Risk Assessment for W-02.	Implementation of EHS risk management measures should be reported in the Monthly Monitoring Report (15th of every month), in Bi-Annual Report (within 45 days from end of a six months period) and in the M&E Report (within 45 days from end of a quarter)
36	Complete revision of the draft C-ESMPs incorporating comments from WB/C-ESMP monitoring (new action)	Implementation of the C-ESMP to be reported in the Monthly Monitoring Report (15th of every month), in Bi-Annual Report (within 45 days from end of a six months period) and in the M&E Report (within 45 days from end of a quarter).
37	Finalize ESIA reports for W-03	November 15, 2019.
38	Increase number of toilets in work places/construction areas to accommodate the increased number of workers.	November 1, 2019.
39	Conduct regular environmental sampling/testing for W-02	Include results of testing in the Monitoring Reports (15th of every month).
40	Annual Environmental Audit Report - action plan	November 15, 2019
41	Establish grievance collection box for workers at each CC block manufacturing plant	November 15, 2019

Coastal Embankment Improvement Project, Phase I (CEIP-I)

42	Share the operational procedure of police as security guard especially on the use of firearms and interaction with local community	November 15, 2019
SL	Actions	Agreed time line as per October 15-27, 2019 Implemen'n Support Review
PMU Staffing		
43	Senior Communication Officer contract signed	Done
44	Financial Management Consultant	November 30, 2019
Technical Advisory & Counterpart Committees		
45	Formation of Technical Advisory Committee (TAC)	Done
46	Share the meeting announcement and minutes of TAC	Done
47	Request for Rationale: Selection of Polder 15 for Establishing Design	November 15, 2019
48	Formation of Counterpart Team from BWDB	Done
49	Share meeting minutes of Counterpart Team BWDB	November 15, 2019
Long Term Monitoring, Research and Analysis of the Coastal Zone		
50	Review Report of Staffing Schedule	November 15, 2019
51	Revised Schedules for completion of outputs	November 15, 2019
52	Comparative Assessment of the deliverables as per the Contract (ToR) with PMU, Consultant Team and the World Bank	November 15, 2019
53	Technical Report on Literature Review	November 15, 2019
54	Action Plan (including timeline) for Capacity Building (In-country on-the-job technical training)	November 15, 2019
55	Deployment Plan for Home and Field Based inputs for key and non-key staff	November 15, 2019
Social mobilization with Social Action plan (incl. setting up WMOs) and Implementation of Integrated Pest Management (IPM) Plan		
56	Draft inception report including work plan, and activity schedule	Done
57	Baseline survey	November 15, 2019
58	Comparative Analysis of Baseline data by NGOs with M&E Consultant	December 31, 2019
59	Water Management Groups (WMO) Formed	November 15, 2019
Afforestation		
60	Update of Total Area Afforested (ha) to date	Done
61	Update of Total Target for Area Afforested in FY 20	November 15, 2019
62	Updated afforestation work plan (Polder wise)	November 15, 2019
63	Physical Progress Matrix of Afforestation Program (Year wise and Polder wise)	November 15, 2019
64	Updated Polder Maps of afforestation program (chainage-wise) (10 Polders)	November 15, 2019
Feasibility studies and preparation of design for the following Phases of CEIP		
65	Finalization of TOR and REoI– Feasibility Study for Future Project	November 30, 2019
66	Submission of EoI Evaluation Report & RFP to the World Bank	December 31, 2019
67	Issuance of RFP	January 5, 2020
68	Evaluation of RFP (Report submitted to the Bank)	February 5, 2020
69	Draft Negotiation Completed	February 28, 2020
70	Contract Signed	March 31, 2020
Procurement		
71	Updated monthly projection for works packages W-01 and W-02 as	November 15, 2019

Coastal Embankment Improvement Project, Phase I (CEIP-I)

	well as service packages S2, S3 and S4.	
72	Deployment Plan (DDCS&PMS Consultant) for Home and Field Based inputs for key and none-key staff.	November 15, 2019
73	Modified Contract Proposal 3 DDCS&PMS Consultant	November 15, 2019
SL	Actions	Agreed time line as per October 15-27, 2019 Implementation Support Review
Financial Management		
74	Submitting IUFRs	Within 45 days from end of a quarter
75	REoI for Internal Audit: Float	Done
76	EoI Evaluation/ Shortlisting and RFP approval	October 10, 2019
77	Issuance of RFP	October 30, 2019
78	Proposal Received	November 20, 2019
79	Technical Evaluation	December 5, 2019
80	Opening Financial Proposal	December 9, 2019
81	Combined evaluation	December 12, 2019
82	Financial Negotiation/ draft Contract signed	December 18 to 20, 2019
83	Issuance of NoA	December 21, 2019
84	Contract Signed for Internal Audit: Onboard	December 31, 2019
85	Adjusting advances amounting to BDT 11,400,000 (US\$ 137,515) paid for compensation for acquisition of land	December 31, 2019
86	Arrange bipartite/tripartite meetings with FAPAD	November 15, 2019
87	Table with observations: add column with dates to be submitted to FAPAD.	Done
88	Resolve all the audit observations	December 31, 2019
Other Implementation Milestones		
89	Analysis of cost over-run and additional protection works, including financing commitments/needs, and submit to the Bank along with request for restructuring and extension of closing date.	Done: October 17, 2019
90	Updated additional bank protection works priority list (both W-01 and W-02)	November 15, 2019
91	Report on further erosion/accretion of banks on the additional bank protective sites (previously identified by DDCS&PMS Consultants)	November 15, 2019

6. CONTRACTUAL, LEGAL AND ADMINISTRATIVE MATTERS

6.1. Works Contract W-01

Performance Bonds and Insurance

The Contractor has submitted the required 10% Performance Bond. Evidence of insurance has been provided by the Contractor according to the supervision consultants.

Invoices and Payments

The last IPC (No. 22) was submitted to the Employer on 18 March 2020 with recommendation for payment.

Contract Modifications

A Zero Cost Variation (Variation Order No.04) has been approved during the period.

6.2. Works Contract W-02

Performance Bonds and Insurance

The Contractor has submitted the required 10% Performance Bond. Evidence of insurance has been provided by the Contractor.

Invoices and Payments

IPC-11 has been submitted to the Engineer on 04 February 2020 and the IPC was sent by the Engineer to the Employer on 06 February 2020 with recommendation for payment and paid by the Employer on 19 February 2020.

IPC-12 has been submitted to the Engineer on 04 March 2020 and the IPC was sent by the Engineer to the Employer on 07 March 2020 with recommendation for payment and paid by the Employer on 24 March 2020.

Contract Modifications

A Zero Cost Variation (up to Variation Order No.01) was submitted to PMU on 05 January 2020 and subsequently revised based on World Bank comments and re-submitted to PMU on 04 March 2020. The VO was forwarded to the World Bank which gave its no objection and the VO is now awaiting signature by the competent authority.

6.3. Works Contract W-03

This package will be deferred to CEIP-2.

6.4. DDCS&PMS Consultants Contract

Invoices and Payments

Invoice #30 was submitted during the quarter and also paid during the quarter. All FC and LC invoices have been paid with the exception of the partially paid LC Invoices #8 and #15.

Contract Modifications

A budget-neutral reallocation proposal has been submitted to the Client in early 2017 and it was approved February 2018. Another such amendment has been approved. Now a third budget-neutral amendment is under discussion—submitted to PMU on 18 June 2019 and resubmitted on 25 September 2019, then forwarded to the World Bank on 26 September. Initial comments provided by the World Bank on 30 September 2019. The Modification to the Contract No.03 of DDCS & PMS Consultants has been signed by the Project Director and the Consultants on 15th December 2019.

6.5. Third Party M&E Consultants Contract

Invoices and Payments

Two invoices (#27 and #28) have been submitted during the quarter and all prior invoices have been paid.

Contract Modifications

A budget-neutral reallocation proposal has been submitted to the Client in October 2017. It has received NOL from the World Bank in December and was approved by the BWDB via its letter dated 18 March 2018. The Modified Contract has been signed and is fully executed.

A second budget-neutral reallocation proposal has been submitted to the BWDB and was approved in October 2019. The main purpose is to allow additional input of both the Team Leader (from home base) and the Deputy Team Leader to ensure the data and reports continue to be provided at a high level of quality and accuracy.

A Contract extension request has been submitted that reflects the extension period of CEIP-1.

7. ISSUES AND RECOMMENDATIONS

New Issues

Issue QPR 21-1: The current CEIP-1 completion date of June 2022 will need to be extended.

Status:

Only 52.3% of the project budget has been expended as of 31 December 2020 – the original loan closing date and five years since notice to commence was issued for the first package. Given the slow rate of progress of works under Package 02, the need for additional Bank Protection Works and the delay in appointment of the CEIP-2 Feasibility Study Consultants, the current completion date of June 2022 will not provide adequate time to complete the works and services.

Recommendation:

It is possible that due to COVID-19 impact that there will be a willingness on the part of the GoB to extend the project by one year without much hindrance. It is suggested that the matter of an extension be deferred until later in the project when there is greater clarity on actual requirements.

Issues from Prior Quarters

The issues from the prior Quarterly Progress Reports – whether red flag issues or otherwise – are summarized below along with the status of recommendations.

Issues	Recommendation in brief	Status	Follow-up Actions
<p>Issue QPR20-1: Some Quality and Condition Issues Exist in the Construction Works of Package 1 & 2. Flagged RED</p>	<p>There are quality issues with some of the works. Due to excessive rain this year, many places of Package 1 & 2 have been found deteriorated where, for example, the top of the embankment is not in good shape and damaged, shaft rods are bent, etc. Further, undersized rods have been observed in several DS and FS and wheels of all sluices are oversized. The loose aprons of most of the sluices are damaged and existing slope protection works are also heavily damaged in some places. DDCS&PMS Consultants' team should perform a global check on the quality of construction works (condition assessment) and give a comprehensive report for recommendation of reconstruction.</p>		
<p>Issue QPR19-1: Attention Needs to be Focused on Actualizing Agricultural Benefit Stream where the DS&FS are operational Flagged RED</p>	<p>Five drainage sluices and ten flushing sluices in Package-01 have been theoretically operational for more than one year due to the physical works achievement and also the influence of local people but these DS & FS have not yet been handed over to BWDB and the WMOs are not yet functional. In addition, there are other newly constructed DS & FS that have problems</p>		

Issues	Recommendation in brief	Status	Follow-up Actions
	with their gates. Physical works, institutional arrangements and extension support must all be in place to see increased agriculture cropping intensity – one of the key goals of the project and a key element in the economic justification of the investment. Generally, farmers are not being benefited yet with respect to cropping intensity in the polder area.		
<p>Issue QPR19-2: COVID-19 Pandemic is a Continuing Risk to the Quality and Progress of Works Flagged RED</p>	<p>Progress of Package 1 and 2 was terribly slow during the March-June 2020 period and COVID-19 was a major factor. Progress was 2.84% and 1.53% respectively for the two packages in April-June 2020 quarter. Most of the foreign skilled labor are not present in the field area. Coronavirus is an unpredictable phenomenon all over the world, and researchers cannot give any specific timeline for when a vaccine will be available. Travel restrictions and the need for social distancing mean that the both physical works progress and the level of supervision are being affected. Under a new plan (not approved yet), Package 01 will get one additional dry season and Package 02 will get two dry seasons.</p>	<p>In Progress Pkg -1 contract will be extended up to 30 June 2021 Pkg-2 contract has been extended up to 30 June 2022</p>	
<p>Issue QPR18-1: COVID-19 Pandemic Inhibits Field Visits and Physical Progress to Some Extent Flagged RED</p>	<p>Package 01 progress advanced from 81.51% complete on 31 December 2019 to 87.00% on 31 March 2020. With the public holiday in effect during part of March, all of April and now continuing into May, Package 01 progress advancing to completion by 30 June 2020 will be a bigger challenge than was already the case</p>	<p>In Progress Pkg -1 contract will be extended up to 30 June 2021 Pkg-2 contract has been extended up to 30 June 2022</p>	
<p>Issue QPR17-2: Land Acquisition for Polder 35/1 Embankment Realignment is Stalled Flagged RED</p>	<p>Due to erosion of the river at Polder 35/1, the alignment of the embankment has been shifted, so a new 6.93 ha (1.8 kms) of land need to be acquired. The Consultant team has submitted the land acquisition proposal to DC office on 18 February 2019. For unknown reasons, the DC office has not yet sent the request to MoL for approval.</p>	<p>IN PROCESS</p>	

Issues	Recommendation in brief	Status	Follow-up Actions
<p>Issue QPR17-3: Public Awareness of Grievance Redress Mechanism Needs to be Enhanced Flagged RED</p>	<p>During the last 5 quarters for Package 02, no new grievances have been reported. This would be good news if there are actually no issues, however, this is highly unlikely as the construction work is going on and RAP and LAP are being implemented. During field visits of M&E team, it was found that most PAPs are not aware of the GRM or they may have forgotten because it has been a few years since the awareness raising campaign was done by the DDCS&PMS Consultant. Access to grievance redress is not only the right thing to have in place for the benefit of the project-affected persons and communities, it is a covenant of the loan agreement with the World Bank. Furthermore, such access benefits the project by bringing issues to the fore before they reach a crisis level or produce bad publicity that could in the most extreme cases halt the project altogether.</p>	<p>NOT RESOLVED</p>	
<p>Issue QPR17-4: Slow Formation of WMOs Will Adversely Impact Project Benefits Flagged RED</p>	<p>CEIP-1 seeks to provide coordination among the competing needs of various users and to ensure equity and sustainability by assigning operation and maintenance responsibility to the Water Management Groups (WMG) and polder-level Water Management Associations (WMA). As of 30 September 2020, 130 of 143 WMGs have been formed and 5 of 10 WMAs have been formed. There are several reasons including delays in mobilization, less experienced professionals or key staff vacancies, lack of support (or even opposition) from local community leaders and in some cases lack of the NGO's experience in consultancy work. Further delay of having trained WMOs in place will adversely affect the planned benefits from the project as effective water management must occur in parallel with the physical improvements that are put in place.</p>	<p>IN PROCESS WMG formation is at good shape</p>	
<p>from QPR16</p>			
<p>Issue QPR16-1: NGO Package S01-C (Pirojpur District) and Package S01-E (Patuakhali District) - work progress is slow. Flagged RED</p>	<p>While the inception phase work has been done the tasks related to formation of WMOs have not sufficiently advanced. A revised realistic timetable for deliverables should be prepared within the original duration of the contract and the NGOs should commit to meet these new deadlines.</p>	<p>PARTIALLY RESOLVED WMG formation is now in better shape, but extension of services will be required beyond Oct/Nov 2020.</p>	
<p>Issue QPR16-2: Supervision</p>	<p>The RE of Package -1 has been absent for over a year, however RE of Package -2 in</p>	<p>PARTIALLY RESOLVED</p>	<p>The national Social Safeguard</p>

Issues	Recommendation in brief	Status	Follow-up Actions
Consultant Key Staff Vacancies Are Likely to Impede Work Flagged RED	place. The national Social Safeguard Specialist has also been absent for a long time.		Specialist has also been absent for a long time.
from QPR15			
Issue QPR15-1: Communities Near Newly-Constructed Drainage Sluices that are In Operation Are Experiencing Problems Flagged RED	Five drainage sluices were visited in Polders 32 and 35/3 that have been completed and have been in operation now for nearly six months. At these locations, community members are reporting that they continue to suffer from salinity and/or waterlogging. The problem seems to be that the gates are not fully closing. While the problem appears physical, it may also be exacerbated by the lack of functioning WMGs. DDCS&PMS Consultants to check and have Contractor rectify.	IN PROCESS	
Issue QPR15-2: Long Term Monitoring Consultant's Progress is Weak	Consultant should accelerate and provide a revised realistic timetable for deliverables within the original duration of the contract and the Consultant should commit to meet these new deadlines. Phase 2 preparation will depend on the output from this Consultancy.	NOT RESOLVED. Action plans, detailed delivery plans and certain reports are past due.	
Issue QPR15-3: DDCS&PMS Consultants do not meet all tasks of LAP preparation as per contract Flagged RED	The Consultants should prepare a detailed action plan that is time-bound to meet the LAP-related part of their scope of work. LAP preparation generally involves the following: Multiple location-wise Land Management data; Digital representation of cadastral maps & revenue maps with the plot number; Central Repository of all the land related data, Owner details etc.; Pictorial representation of Land Map on Satellite image / Google map; Viewing of daily Land Acquisition status on color coded thematic map; Land Cost Estimation, Calculation & Payment to the Land owner; and others.	PARTIALLY RESOLVED. Progress in getting this started.	
from QPR14			
Issue QPR14-1: Package 03 LAP/RAP will be obsolete unless the works are started promptly	<ul style="list-style-type: none"> ▪ BWDB should take steps to get the works underway as soon as possible. 	IN PROCESS While it has been decided that Package 3 will not be part of Phase 1, a project must be developed without delay. BWDB and World Bank have agreed to issue REOI in November 2019.	BWDB to take the lead.
from QPR13			
Issue QPR13-1: Decision is Needed on Project	<ul style="list-style-type: none"> ▪ World Bank and BWDB to revise DPP and restructure the project as required 	NOT YET RESOLVED	BWDB to move forward on DPP revision.

Issues	Recommendation in brief	Status	Follow-up Actions
Restructuring and Additional Financing if Pkg 02 Land Acquisition is to be Completed and Pkg 03 is to Proceed Flagged RED		While it has been decided that Package 3 will not be part of Phase 1, additional funds are still required to complete the land acquisition of Package 02	
from QPR12			
Issue QPR12-1: Package 02 Contractor physical progress is weak. Flagged RED	Resource-based detailed modular planning is required and Package 02 Contractor's senior management must continue to be engaged by DDCS&PMS Consultant and PMU.	NOT YET RESOLVED Current Progress of the Package 02 Contractor's work stands at about 52.14% against the target of 67.09 as per the revised target	Close monitoring is needed from DDCS&PMS
Issue QPR12-2: Nalian Dam Work Is Now Urgent.	The Contractor for Package 01 has deferred work on Nalian Dam for two years. There is serious weakness in the ring dyke at the site of the Nalian Dam due to the hydrodynamic forces and its failure is increasingly likely. Construction of the Nalian Dam cannot be deferred another year, without costly rehabilitation of the ring dyke to buy time so it should proceed immediately.	90% of total work is done. Progress is slow. It should have been finished by June 2020 RESOLVED	.
from QPR9			
Issue QPR9-1: Functionality of PAVCs, PRACs and GRCs is At Risk. Flagged RED	Simply due to the lack of honoraria or allowance, committees that are critical to the Project are not well functioning and are at risk of losing the interest of participants. Participation in these committees represents additional duty and requires extra effort and expense for travel, which is not compensated. It is recommended that the BWDB and DDCS&PMS Consultants meet to devise a solution. The Consultants are responsible for RAP implementation, but the ToR does not specifically address this matter.	NOT YET RESOLVED	1. PMU office has to take action and create budget allocation for honoraria or allowance of all committees.
from QPR8			
Issue QPR8-1: Package 01 Work Program is not credible without the underpinning detail Flagged RED	DDCS&PMS Consultant to assist the Package 01 contractor to build up their resource-based work plan from detailed plans and then encourage the Contractor to use these plans to monitor progress and address delays on a weekly basis.	RESOLVED, though level of detail could be improved. Work Programme was submitted and subsequently accepted on 26 August 2018	
Issue QPR8-2: Package 02 EPs Awareness of RAP Provisions is Inadequate	The DDCS&PMS Consultant should appoint sufficient numbers of RAP team staff to Package 02 polders and ensure full coverage and disclosure of all the important information. The tools (such as Bengali language pamphlets) have already been developed for Package 01, so this is simply a	PARTIALLY RESOLVED. FGD meetings have increased and compensation payments have begun	

Issues	Recommendation in brief	Status	Follow-up Actions
	matter of staff allocation. Number of FGD meetings to be increased and held regularly during these months as release of compensation payments nears. Also, PRACs should be formed and made functional without delay.		
from QPR7			
Issue QPR7-1: Upcoming Absence of Supervision Consultant's Top Three Key Staff - Team Leader and Resident Engineers for Package 1 & 2 Flagged RED	An interim Team Leader is currently in place, and the replacement has been accepted by World Bank and recommended to MoWR. RE for Package 01 and RE for Package 02 continue to be vacant. Qualified replacements must be identified and approved without delay.	RESOLVED DDCS&PMS Consultants proposed replacements for these three positions. All 3 (three) positions have been approved by competent authority. The new Team Leader joined, but RE did not join due to health reason.	Replacement staff have been approved and were in place. (However, see update in QPR#16.)
Issue QPR7-2: RAP Irregularities Have Been Alleged so Systems Must be Strengthened	The DDCS&PMS Consultant may look into the matter diligently and also make sure that systems and procedures of the RAP Implementation Consultants and DDCS&PMSC are strengthened for proper targeting, better oversight and greater transparency. For example: <ul style="list-style-type: none"> • EPs should receive advance notice of their compensation to be paid with detailed breakdown of the basis of calculating payment (square footage, type of structure, material of the structure, etc.); • The PAVC rates should be public knowledge and widely disseminated • EPs should continue to be clearly informed that they are not obligated to make any payment to FGD president or anyone else in order to receive their entitlement 	Status of Investigation – NOT KNOWN. Status of Improved Information Flows to EPs – NOT RESOLVED.	May be investigated by DDCS&PMSC and system improvements enacted. Steps taken may be communicated.
from QPR6			
Issue QPR6-1: River Bank Protection Works Need Urgent Attention and Additional Resources Flagged RED	Some of these works are already foreseen and budgeted in Works Package 01, but additional BPW with estimated cost of about \$80m are reported to be needed in the four polders as well. This has been subdivided into two roughly equal groups – those that are essential and those that would be useful. An economic analysis should be undertaken to examine best options/designs and value engineering done, source of funds to be arranged and procurement to proceed on an urgent basis.	PARTIALLY RESOLVED. Revised length is 4.25 km. 4.15 km is completed. Rest 0.1 km need to complete as early as possible	Close monitoring is needed from DDCS&PMS

Issues	Recommendation in brief	Status	Follow-up Actions
Issue QPR6-2: Engineer Needs to Deploy Additional Site Staff Flagged RED	With the signing of the works contract for Package W-02, the Engineer will need to deploy additional site staff in parallel with their mobilization. The DDSC&PMS Consultants have submitted a request for budget re-allocation for this purpose to the PMU.	NOT YET RESOLVED Next dry season, consultant will deploy	The DDSC&PMS and PMU need to agree on the contractual aspects so that additional site staff can be deployed on time.
from QPR5			
Issue QPR5-1: Specifications Need Heightened Attention - In Particular Specifications 9.1 to 9.5 Dewatering of Subsurface and Surface Water Flagged RED	A dewatering plan needs to be developed based on know-how of the local conditions. Properly executed pumping tests and relevant geo-technical survey would provide such know-how which is needed in a timely fashion. The DDSC&PMS may need to provide added attention and assistance to the Contractor to ensure compliance with specifications and timely completion of the foundation and other works before the monsoon.	RESOLVED While the first sand piling activities produced flooding of the excavated foundation of DS 1 of Polder 35/3, the DDSC&PMS has worked closely with the Package 01 Contractor to put in place a dewatering plan and also to undertake the needed surveys at all future DS sites.	To be monitored.
Issue QPR5-2: Better Planning to be Achieved in Work Program for Package 02	The DDSC&PMS is to provide the Contractor with advice on time and equipment requirements of the aggregated work items. This information should form the basis for developing work break down structure and modular schedules for each of the BoQ items which could be aggregated as per the experiences under Works Package 01. Subsequently the Contractor is to subdivide works per polder into sections and develop work programs for each section. These sectional work programs would be aggregated to a realistic and final GCC 8.3 Programme. Next the work program should incorporate resettlement requirements and associated temporary hindrances. The work program should be prioritized accordingly and incorporating the schedules and risks of the resettlement program.	PARTIALLY RESOLVED Work Programme details submitted and reviewed by DDSC&PMS.	Work breakdown structure for typical sections and items of work to be developed.
Issue QPR5-3: Embankment Seepage May Be Exacerbated by Adjacent Fish Ponds	The design should consider appropriate measures on the country side of the dyke if a pond has encroached near to the country side toe. This may include compaction and earthworks on the country side slope. In this way excessive seepage through the dyke is to be prevented.	RESOLVED No seepage found during later field visits.	1. May be investigated by DDSC&PMS 2. DDSC&PMS has to supervise closely.
Issue QPR5-4: Review and Timeliness of Afforestation	The DDSC&PMS should review the afforestation needs (there seems to be a potentially useful additional site in the vicinity of the cyclone shelter of polder 33). The NGO responsible for the afforestation	RESOLVED. Agreements have been signed with BFD in some districts in late 2018. Plantation is going on	CQS method of procurement is being used to expedite procurement of NGOs. Afforestation is

Issues	Recommendation in brief	Status	Follow-up Actions
	effort under the project should be contracted as soon as possible.	and BFD has given plan for 2019-20.	being cut from TOR of NGOs and shifted to BFD.
Issue QPR5-5: Need for Project Implementation Manual / Updating and Completion of Method Statements	<p>The contractor has provided a general description of methods on 22 April, 2016 but these do not reflect any re-survey. The method statement lists technical work steps but does not include aspects of measurements as basis for final billing. Further, method statements on dewatering, sand piling, sheet piling and other works have not yet been completed.</p> <p>The DDCS&PMSC should work with the Contractor to finalize method statements for the different works required. These statements should include methods of measurements as basis for billing and should identify work steps in a work break down structure. Overall method statements should be consolidated in a Contract specific (or overall) Project Implementation Manual.</p>	PARTIALLY RESOLVED	
Issue QPR5-6: Micro-level Planning / Monitoring Requires Strengthening	Over time, micro-level planning in line with detailed work breakdown structures (WBS) would improve as experience would enhance knowledge of time requirements etc.	NO EVIDENCE	Contractors to prepare these plans with guidance of DDCS&PMS Consultants.
Issue QPR5-7: Early Prioritization of LA/Resettlement Concerns Is Needed	Certain cases of LA are more complicated due to various reasons such as lack of official title. The Consultants should review the time and effort required for processing particular LA/resettlement concerns and give early attention to those which proved most difficult to resolve in the past for.	PARTIALLY RESOLVED DDCS&PMS Consultant's RAP Team is adapting based on lessons, but a systematic review has not been provided.	
from QPR4			
Issue QPR4-1: Land Acquisition Cost Has Increased Dramatically	<p>World Bank and GoB may consider and formally agree on the budget re-appropriation and financing to meet the increased land acquisition costs.</p> <p>The GoB has passed a law that compensation for land shall be at 3x market value, with effect from 01 July 2017. This will affect Package 02 cost and has been taken into account.</p>	PARTIALLY RESOLVED The World Bank and GoB have agreed to re-structure CEIP-1 and provide the needed funds.	Get approval for revised DPP and World Bank approval for restructuring that includes adequate resources for LA.
Issue QPR4-2: Delay in Signing of Contract for Works Package 02	World Bank and GoB agree on way forward, given shortfall in land acquisition budget.	RESOLVED Notice of Award issued and contract signing proceeded with a proviso that full works on two polders will depend on obtaining LA financing.	

Issues	Recommendation in brief	Status	Follow-up Actions
<p>Issue QPR4-3: Relocation Planning and Assistance to be Improved Flagged RED</p>	<ol style="list-style-type: none"> 1. The DDSC&PMS Consultants (through their RAP team) should develop a tally of each and every PAH as to where they are moving, whether temporary or permanent, etc. and verify this information. 2. PRAC should begin to function immediately and be given an orientation by DDSC&PMS Consultants and PMU’s Senior Social Specialist as to their mandate and operation guidelines and some logistic support provided so they can execute their responsibilities. Make sure that the PRAC for Package 02 is operational before the resettlement process advances to relocation stage. 3. DDSC&PMS Consultant and the PRACs should monitor and report any cases where squatters are having difficulty identifying a place to relocate. 4. EPs to be informed in advance of the total estimated amount of compensation they are to receive under the entitlement framework specified by the RAP and not left to guess how much they will get until the day they receive their check. Such advance information would allow the EPs to know how much they have to work with when looking for a new place to live. 5. Group relocation needs to come with civic amenities. 	<ol style="list-style-type: none"> 1. RESOLVED 2. PARTIALLY RESOLVED as Package 01 PRACs have convened, yet functionality to be improved. 3. IN PROCESS 4. AGREED, BUT NOT YET IMPLEMENTED. 5. PARTIALLY RESOLVED <p>Group relocation area has been isolated due to access road in polder 32, 33, 35/1 in package 1 and 48 in package -2</p>	<ol style="list-style-type: none"> 1. To be followed going forward 2. PRACs need to convene and some modest honorarium is required. 3. To be followed going forward 4. To be implemented by RAP Consultants and/or PMU and reported. 5. DDSC&PMS to take action to achieve their civic amenities.
<p>Issue QPR4-4: Livelihood Restoration Program Needs Attention Flagged RED</p>	<p>There is no plan for the livelihood restoration program. The DDSC&PMSC should develop a training program and oversee its implementation. A needs assessment must be conducted of each PAH, taking into account their skills, resources, risk tolerance, desires and business/ livelihood opportunities at the sites/ locations where they are relocating. Then a relevant training program (having relevant tailored content, sequencing of a series of topics, and refresher trainings) must be developed and delivered with outcome-based targets. The training should commence prior to relocation and continue afterwards.</p>	<p>NOT RESOLVED</p> <p>Based on assessment survey for livelihood by DDSC&PMS, PMU has prepared report on livelihood restoration and submitted to World Bank for review. The finding is 5% EPs livelihood have gone downward. In principle, PMU has agreed to pay to the effected EPs.</p>	<p>DDSC&PMSC to report on the actions it is taking. The Consultants are responsible for implementing the RAP and, per their TOR, the RAP includes “...[an] implementation schedule including timelines for land acquisition milestones, relocation and livelihood restoration of PAPs...” PMU to take action.</p>

Issues	Recommendation in brief	Status	Follow-up Actions
Issue QPR4-5: PMU Team Needs Assistance	All the required PMU staff should be recruited.	RESOLVED 13 of 14 individual consultants for PMU are in place. In addition, Deputy PD has been recruited.	
Issue QPR4-6: Environmental Monitoring Capability Must be Strengthened Further	<ol style="list-style-type: none"> 1. Environmental monitoring and mitigation training must involve a series of sessions. The training program must be developed and implemented without delay since the 2016/2017 construction season has commenced in late September. 2. As already recommended by the DDCS&PMS Consultants, the Contractor should appoint at least one Environmental Officer and polder-wise environmental monitors should be in place that carry no other responsibility. 	<ol style="list-style-type: none"> 1. RESOLVED The training program has not been laid out, though training is taking place. 2. PARTIALLY RESOLVED One Environmental Officer has been appointed, but the polder-wise environmental staff carry additional (non-environmental) duties. 	Training program (plan) to be outlined. Polder-level environmental staff to be monitored as to effectiveness. Though training is taking place which are on job but formal/ classroom-based training should be conducted both by the Environmental Specialists of DDCS&PMS Consultants & PMU.
Issue QPR4-7: Preparation of CEIP-Phase 2 Should Commence Soon Given the Serious Need	Since project preparation and appraisal takes a substantial amount of time and the need for embankment improvement in the coastal polders is apparent, it is recommended that the World Bank and GoB begin planning for the preparation of CEIP-2 as soon as practically possible.	<ol style="list-style-type: none"> 1. RESOLVED The new Procurement Plan prepared in the quarter ending 31 March 2017 projects TOR preparation for August 2017. DDCS&PMS Consultants preparing background material for Phase 2. 2. PARTIALLY RESOLVED Recruitment of Consulting service is under evaluation process – 3 firms have submitted the proposal 	
from QPR3			
Issue QPR3-1: Security is a Growing Concern	The security situation in Bangladesh has not directly affected the works or services as of this time, but judgment and caution must be exercised for any travel within the country. Signage at campsites may be made inconspicuous. Consultants and Contractors may wish to develop and put in place a security plan for their Dhaka staff and field staff.	<p>RESOLVED for now, but CAUTION required.</p> <p>The Contractor has actually suggested they wish to avoid erecting certain signboards at campsites so that the presence of foreigners is not so conspicuous.</p> <p>PD has written to the police in the project area and they have standing</p>	Security risks should continue to be monitored as they could constrain field activities of international staff. Police guards at the Dhaka office of the Consultants should be maintained

Issues	Recommendation in brief	Status	Follow-up Actions
		orders to accompany staff to the field when requested. The building in Dhaka where the DDCS&PMSC hold office has been guarded by armed police since August 2016.	through 2017.
Issue QPR3-2: Equipment Mobilized on Contract W-01 is Inadequate Flagged RED	Given that the monsoon season precludes earthwork, the Contractor should use this season to fully equip its operation so that work can begin without delay and in earnest in October.	RESOLVED. UPDATE (30 Sep 2018): Due to the acceptance of the revised Work Program, the equipment in hand may well suffice.	If required, additional equipment should be procured or rented immediately.
from QPR2			
Issue QPR2-1: Overall Reporting System Needs Attention and Improvement	Reports should be submitted on time by all consultants, otherwise this consolidated report will be delayed or incomplete. It is essential that reports segregate current period accomplishments and activities from cumulative numbers and compare monthly/quarterly progress against monthly/quarterly plans. Explanations of deviations from plan should be provided.	PARTIALLY RESOLVED. The M&E Consultants and PMU have provided guidance on the content and presentation of reports and continue to work with the DDCS &PMS Consultants in a collegial manner. Report content continues to improve and is now at a very good standard. Reports continue to be late, however.	DDCS &PMS Consultant reports have improved in segregating activities and accomplishments by quarter, showing plans, being more succinct and graphic.
Issue QPR2-2: DPP (GoB Authorizing Document) and Loan Agreement Amount Requires Amendment Flagged RED	The project is now estimated to cost more than planned due to a number of reasons – higher land acquisition costs, additional bank protection works, additional consultancy costs, and increased taxes. Also, the USD/SDR exchange rate has changed resulting in a budget shortfall of at least \$27 million. A DPP revision should be prepared without delay capturing whatever changes are required utilizing savings from the elimination of package 03.	PARTIALLY RESOLVED. Final Revised DPP has been prepared and submitted to GoB in September 2020. Earlier, in September 2017, a proposal for DPP revision was prepared in and shared with the World Bank. It did not cover all cost increase areas, but focused on additional Bank Protection Works and increased Land Acquisition costs.	Any other required changes for works and consultancy services contracts should be captured and the revised DPP drafted so that key changes can be approved before budget constraints hamper project implementation.
Issue QPR2-3: JVS on Polder 35/1 and Land Valuation in Package 01 Appears Stalled Flagged RED	BWDB may request the DC to give priority to completing (i) the compensation rates for non-titled PAPs and thus enable updating of the RAP, payment calculations and issuance of checks by the PD, and (ii) the JVS of Polder 35/1.	RESOLVED. JVS for remaining section of Polder 35/1 completed in September 2016.	
Issue QPR2-4:	Each survey or technical report needs	ESSENTIALLY RESOLVED.	DDCS&PMSC will

Issues	Recommendation in brief	Status	Follow-up Actions
There may not be a consistently systematic approach to document processing and control	submission through a formal process. Copy should be provided to IPOE and the M&E Consultant. A table of reports and review status should be provided by the DDCS&PMS Consultants at the end of every quarter.	Improvement is noted as technical reports are generally being submitted to PMU and M&E Consultant. A table of reports is being provided by DDCS&PMSC.	consistently follow the recommendation.
Issue QPR2-5: Measure of physical progress needs to be developed	Currently, the S-curve presented in the DDCS&PMSC reports shows cumulative physical progress (actual versus planned) only in financial terms. De facto, this will always show physical progress ahead of financial disbursement and will not provide any alert as to potential cost overrun. A weighting of physical progress is required, building up from the BOQ elements and not directly related to the cost of these items. The DDCS&PMS Consultants to propose an approach and meet with PMU and M&E Consultants to discuss and finalize.	RESOLVED. DDCS&PMS Consultant has prepared and adopted a percent progress formula for embankment works that is based on physical works.	DDCS&PMSC to propose methodology and organize a meeting with PMU, IPOE and M&E to finalize the weighting of physical elements of the works.
Issue QPR2-6: Environmental Concerns may need attention – mitigation for fish migration	DDCS&PMSC to study the question and inform their plans for satisfying the requirement for free passage of migrating fishes from three perspectives – 1) physical design; 2) construction work methods; 3) hydraulic structure operation guidelines. In addition, the question must be answered as to who (what agency) will practically ensure (and how) that fish spawning needs are looked after in the operational planning and decision-making with respect to water control structure operation.	PARTIALLY RESOLVED. M&E Consultants met with the Fisheries Expert of DDCS&PMSC to elaborate the concern and provide guidance.	DDCS&PMSC to explain options and make their recommendations to PMU. DDCS&PMSC and PMU to monitor the fish migration issues with the relevant structures from design level to construction level.
Issue QPR2-7: Periodic Environmental Reports Required	DDCS&PMS Consultants to prepare Environmental Compliance Monitoring Reports and quarterly, semi-annual and annual environmental reports. PMU to provide guidance on the content and format of these reports.	RESOLVED. PMU, M&E Consultants and World Bank have provided some guidance on the content of various environmental reports.	
Issue QPR2-8: Recently Procured Project Vehicles Have Not Been Assigned to the Field	It is observed that none of the 11 project vehicles recently procured by PMU and delivered to the project have been allocated to the field. While currently the vehicles provided by the Contractor for PMU field staff appear to be adequate, the works have barely gotten underway. Procurement of a few more vehicles is planned and it is recommended these vehicles be made available to the implementation staff in the field offices as the field work will soon intensify.	RESOLVED. Vehicle availability is assured. PMU in the field has been provided with 2 vehicles by the Contractor for Package 01, so there is sufficient transport available for the time being.	
Issue QPR2-9:	Given the transition from Survey and Design Phase to Construction Supervision Phase,	PARTIALLY RESOLVED. DDCS&PMS Consultants	DDCS&PMS Consultants will

Issues	Recommendation in brief	Status	Follow-up Actions
Construction Supervision Systems to be Strengthened	Construction Supervision Management Systems need to be put into place (or strengthened), including Quality Assurance System, Contract Supervision and Management, Daily Site Reporting Formats, Safety Manual, Safety training, Registration Formats for all Workers and ID system, Billing Formats and Procedures, Variation Management and Procedures, and training of DDCS& PMSC site supervisors and Contractor's Site Construction Managers, etc.	continue to elaborate and improve their systems.	report on the status of their systems by system element in their monthly and quarterly reports.
Issue QPR2-10: Capacity Building and Independent Advice Needed for PMU/BWDB in FIDIC and Contract/Claims Management Flagged RED	The PMU staff, and BWDB more generally, are not conversant with FIDIC Conditions of Contract, Contract Management and Claims Avoidance/ Management. While Consultants have been hired to serve as Engineer, the Owner needs to understand the roles, authorities and responsibilities of each party in order to effectively manage the Project. Training may be provided and would be of great use given the upcoming award of two additional large construction contracts under CEIP-1. Currently, the PMU has no in-house expertise for advice on contract issues. With respect to advice on contract issues, the PMU should recruit an independent specialist for this purpose.	PARTIALLY RESOLVED. The World Bank, during its June 2016 mission, signaled its willingness to consider whatever support PMU might need. The WB provided an experience-sharing opportunity in the first week of October 2016 for the PD CEIP-1 with other PDs. Another FIDIC overview was offered by the WB in April 2018. The DDCS&PMSC who also has the responsibility to provide project management support to the Client may be tapped for some capacity building on-the-job. The M&E Consultants could provide such expertise, with an amendment to the ToR and resources.	PD to decide on appropriate option to pursue in consultation with the BWDB, Ministry and then World Bank.
from QPR1			
Issue QPR1-1: Physical Progress on Works Package W-01 is in danger of being delayed.	i. Contractor to hire equipment until their own equipment is available. ii. Administration of the works would best be managed polder-wise, meaning that a deputy PM or someone in authority should be posted at each polder to permit simultaneous works in four polders.	i. RESOLVED ii. RESOLVED i. The Contractor complied after delay and only after replacement of the PM. ii. Complied	DDCS&PMSC should continue to review adequacy of equipment available at site especially for Works Package 2.
Issue QPR1-2: Contractor for Works Package W-01 has a limited ability to communicate due to language barrier.	i. Contractor should bring in additional bilingual (Chinese-English) staff or make interpreters available. ii. The Contractor may also bring in a qualified Bengali sub-contractor to assist not only with works, but with communication and cultural understanding.	i. RESOLVED ii. RESOLVED i. Contractor has appointed interpreters to serve on each of the four polders.	Consider requiring communication as an explicit part of bid requirement for Package 03.

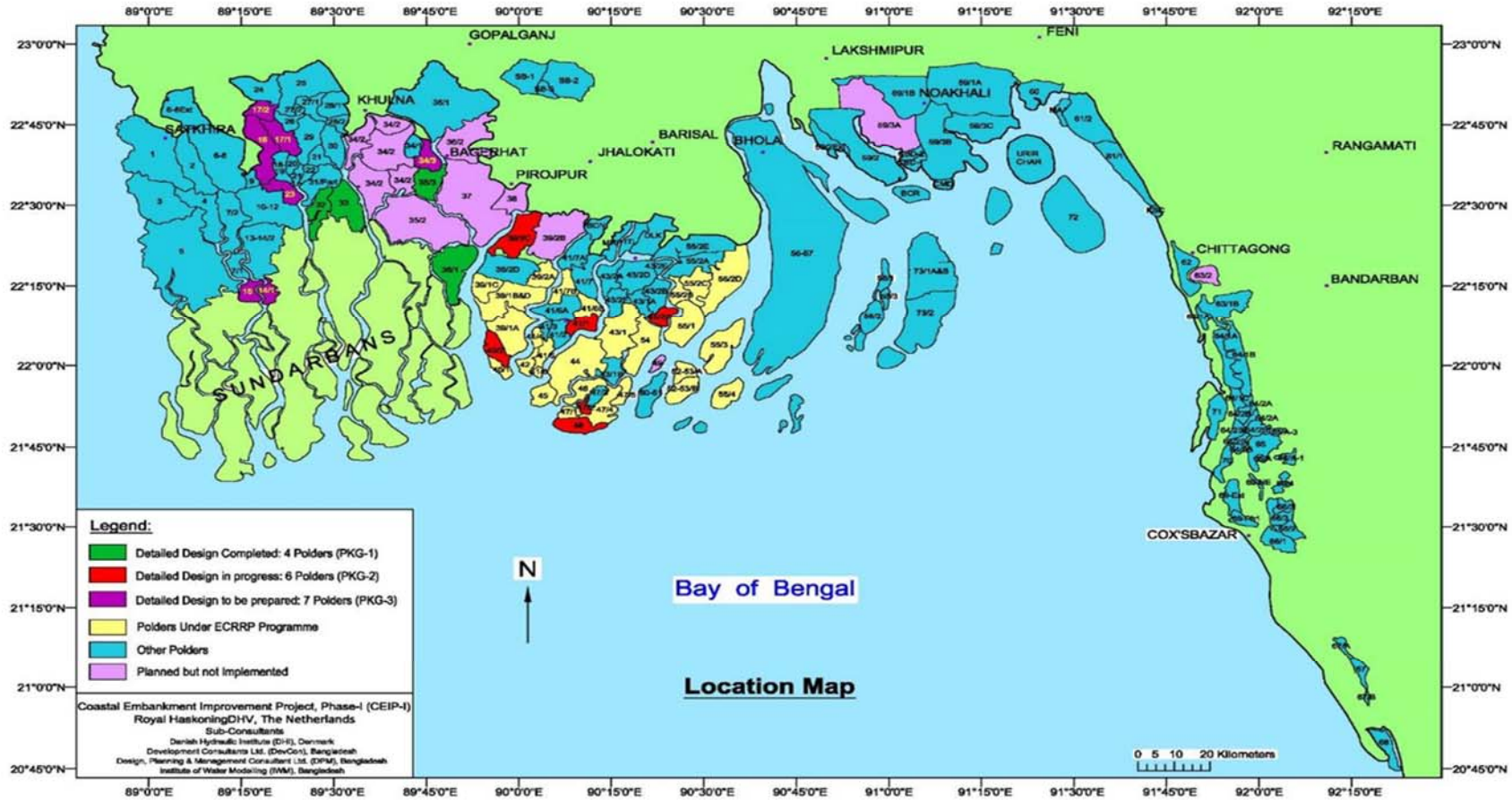
Issues	Recommendation in brief	Status	Follow-up Actions
		ii. Contractor has hired a Bangladeshi sub-contractor.	
Issue QPR1-3: Procurement of Works Contractors by ICB has failed to attract broad international interest	i. For future packages, the Pre-Qualification criteria should be reviewed and possibly adjusted (for example, to better specify the meaning of experience in similar projects to include physical, logistic and complexity aspects relevant to the Bangladesh coastal zone) and past performance references should be checked. ii. Exceptionally low-priced bids should be eliminated from consideration. iii. Consider the option of issuing bid packages of 2-3 polders each for the remaining works.	i. RESOLVED. ii. NOT RESOLVED. iii. RESOLVED. i. DDCS&PMSC have agreed to review for Package 3 works. ii. Pending, but may not be possible under procurement rules. iii. Discussed with World Bank and declined.	Procurement completed for all packages.
Issue QPR1-4: LAP and RAP and the compensation payments must be expedited so that work sites can be handed over to the Contractor Flagged RED	i. Appointment of PAVC members must be completed quickly. ii. PAVC must finalize the compensation rates for various types of losses without delay. iii. Handing over of the sites to the contractor should be done in sections as areas become fully unencumbered. The DDCS&PMSC/RAP Consultants will have to maintain a calendar projecting when certain sections of the embankments will be free of hindrances to allow the Contractor to plan their works.	i. RESOLVED FOR PKG 01 and PKG 02 ii. RESOLVED FOR PKG 01 and most of PKG 02 iii. PARTIALLY RESOLVED i. PAVC appointed for Package 01 in December 2015 and for Package 02 in 2017. ii. Rates for various assets set by PAVC. Land valuations are now done for Package 01 and for 4 polders of Pkg 02. iii. M&E Consultant has requested the DDCS&PMSC for a detailed risk assessment approach. Accordingly, they have prepared a section-wise approach to construction planning. The DDCS &PMSC are to provide LA requirement details for each of the works items separately so as to better assess risks. IN PROGRESS 1. Due to erosion in some places, new land must be acquired for retired embankments of Package 01. It will be a challenge to handover these 14.5 hectares of land to the contractor because compensation will have to be paid by DC office.	PAVC members for Package 02 may be appointed and begin their work without delay. System for tracking unencumbered sections by way of a calendar yet to be developed. DDCS&PMS to take immediate action to achieve the target and PMU may follow up to DC office to get land before beginning of dry season 2019/20.

Issues	Recommendation in brief	Status	Follow-up Actions
<p>Issue QPR1-5: Recruitment of NGOs and Additional PMU Staff is to be phased in during the next two quarters Flagged-RED</p>	<p>PMU to develop a time-bound plan for procurement/ recruitment of these consultants and services – e.g., IPOE, Afforestation/WMO NGO, Specialists for PMU field offices, FIDIC/Contracts Specialist, etc.</p>	<p>RESOLVED Recruitment and procurement process had taken much time. 13 of 14 individual consultants have been recruited. Deputy PD position vacant.</p>	
<p>Issue QPR1-6: The M&E Consultants will be required to expend additional resources given the need for multiple baselines and large sample required</p>	<p>The M&E Consultants to prepare a detailed justification for the additional resources required and submit to BWDB and World Bank for approval.</p>	<p>RESOLVED A preliminary draft justification has been shared with PMU, followed by a proposal. Finally, the M&E Consultants have managed to meet requirements within existing budget.</p>	
<p>Issue QPR1-7: Reporting Formats of implementing partners do not consistently provide needed information</p>	<p>M&E Consultant will continue to work with the other consultants to develop a clear format for the reporting of all project inputs, processes and outputs.</p>	<p>ESSENTIALLY RESOLVED DDCS&PMSC have substantially and progressively improved their monthly progress reporting over time.</p>	

ANNEXES

- Annex 1 : Map of the Project Area
- Annex 2 : Basic Characteristics of the Project Area
- Annex 3 : Overview of PMU Staff
- Annex 4 : Budget and Disbursements
- Annex 5 : Procurement Status and Plans
- Annex 6 : GAAP Report
- Annex 7 : Key Performance Indicators and Targets as per PAD/DPP

7.1. Annex 1 Map of the Project Area



7.2. Annex 2: Basic Characteristics of the Project Polders as per PAD

Sl No.	Polder No./ Polder Name	Location Thana	District	Gross Protected Area (HA)	Cultivable area (Ha)	Existing Project Feature				Av. Existing level of Embankment (m PWD)	Polder Population
						Embkt. (km)	Regulator (No)	Flushing Inlet (No)	Drainage Channel (km)		
1	14/1	Koyara	Khulna	2,933	2,350	30.50	4	-	30	3.75	20,578
2	15	Symnagor	Satkira	3,441	2,925	30.78	5	-	40	4.00	31,788
3	16	Paikgacha, Tala, Dumuria	Satkira, Khulna	10,445	8,102	45.00	12	31	21	3.00	118,616
4	17/1	Dumuria	Khulna	5,020	4,000	38.50	11	0	43	3.50	23,919
5	17/2	Dumuria	Khulna	3,400	2,700	11.00	6	0	21	3.50	34,070
6	23	Paikgacha	Khulna	5,910	4,872	37.00	11	39	36	3.30	23,888
7	32	Dacope	Khulna	8,097	6,500	49.50	16	35	45	3.75	38,397
8	33	Dacope	Khulna	8,600	7,600	52.50	13	19	100	3.80	62,305
9	34/3	Bagerhat	Bagerhat	3,656	2,930	16.75	3	6	35	2.80	65,399
10	35/1	Sharankhola, Morelgonj	Bagerhat	13,058	10,700	62.50	14	25	56	4.35	99,182
11	35/3	Bagerhat Sadar, Rampal	Bagerhat	6,790	5,090	40.05	4	11	75	2.70	31,075
12	39/2C	Matbaria, Bhandaria	Pirojpur	10,748	8,500	59.25	-	4	57	2.50	84,853
13	40/2	Pathargatha	Barguna	4,453	3,300	35.58	12	21	50	4.30	41,317
14	41/1	Barguna Sadar	Barguna	4,048	3,440	33.81	6	28	84	4.00	41,051
15	43/2C	Galachipa	Patuakhali	2,753	2,000	25.70	6	16	24	4.00	14,851
16	47/2	Kalapara	Patuakhali	2,065	1,850	17.55	3	6	30	4.25	5,411
17	48	Kalapara	Patuakhali	5,400	3,715	37.88	8	3	45	5.30	26,260
				100,817	80,574	624	134	244	792		762,960

Source: Project Appraisal Document 2013

7.3. Annex 3: Overview of PMU Staff

PMU Office Mobilization & Contact Numbers

PABX-9899320, 9899373

Fax: +88-02-9899325

PMU Staff

SI	Designation	Name of Persons	First Mobilization Date	Mobile Number
1	Project Director	Syed Hasan Imam, PEng.	January 2021	
	Project Director	Dr. Md. Mizanur Rahman	February 2020	
	Project Director	Mr. Akhil Kumar Biswas	20 Jan 20	01716-362472
	Project Director	Mr. Md. Habibur Rahman	29 Jan 18	01745-650854
	Project Director	Mr. Md. Delwar Hossain	09 Feb 16	01745-650854
	Project Director (former)	Mr. Md. Sarafat Hossain Khan	Nov 2013	01715-038519
2	Deputy Project Director	Mr. Abdul Awal	20 Jan 20	01727-002764
3	Project Manager/Executive Engineer	Md. Kohinoor Alam		01725-317790
	Project Manager/Executive Engineer	Mr. Musa Nurur Rahman		01715-740505
4	Executive Engineer	Mohammad Ali		+88-029899373
	Project Manager/Executive Engineer	Mr. Jakaria Pervez		0171-2660025
	Project Manager/Executive Engineer	Mr.Md. Nazibur Rahman		01711-134034
5	Executive Engineer	Mohammad Samiul Hoque		0172-6233262
	Project Manager/Executive Engineer Khulna	Mr. Md. Abdul Hannan		01712-101250
6	Project Manager/Executive Engineer Bagerhat	Mr. Mashiur Rahman	Apr-Jun 2017	
7	Deputy Director (Accounts)	A.M.M Farid Uddin Chowdhury		01711-370421
	Additional Director (Account)	Mr. Md. Kabir Ahmed		01712-062333
8	Deputy Director (Audit)	Vacant		
	Sub Divisional Engineer (former)	Mr. Md. Safiqul Islam Sheikh		01734-601836
	Sub Divisional Engineer (former)	Mr. Md. Rezaul Karim		01868-555198
	Sub Divisional Engineer	Mr. Md. Abdullah Al Mamun		01727-002788 01715-145975
9	Assistant Engineer	Md. Salauddin		+88-029899373
	Assistant Engineer	Mr. Md. Samiul Hoque	01 Feb 16	0172-6233262
10	Assistant Engineer	Mr. Md. Mustafizur Rahman	10 Nov 16	0171-5418687
11	Sub Assistant Engineer	Md. Moyez Uddin		
	Sub Assistant Engineer (former)	Mr. Biplob Kumar Gun		01715-007621
12	Sub Assistant Engineer	Mr. Md. Kabirul Islam	16 Feb 14	01711-943281
13	Accountant	Mr. Md. Badarudduza	24 Mar 14	0174-9044491
14	Cashier	Mr. Md. Kaja Hawlader	27 Aug 15	0181-6223451
	Secretary	Ayesha Salam		01816-365597
15	Account Assistant	Mr. Swapan Kumar Sarker		
16	Office Assistant Cum Computer	Md Bellal Hossain		+88-029899373
17	Office Assistant Cum Computer	Md. Jakaria Islam		-

Coastal Embankment Improvement Project, Phase I (CEIP-I)

SI	Designation	Name of Persons	First Mobilization Date	Mobile Number
18	Driver	Md. Rashedul Islam Rashed		--
19	Driver	Anup sewli		--
20	Driver	Md. Sumon		--
21	M.L.S.S	Md. Mohiuddin		--
22	M.L.S.S	Shimul Islam		--
23	M.L.S.S	Md. Azad Ali		--
24	M.L.S.S	Md. Alhaj Sheikh		--
Certain vacancies to be filled once the work commences in Package 02 including the following for each Bagerhat and Barguna: Sub-Divisional Engineer, Assistant Engineer, Assistant Director, Deputy Assistant Engineer, Office Assistant cum Computer Operator and support staff.				
1	IPoE	Dr. Ainun Nishat	23 Mar 15	04478-444093 01819-228245
2	Procurement Specialist	Mr. A.K.M Bodruddoza	21 Nov 13	01718-666946
3	Procurement Panel Chairman (International 1)	Mr. Narayan Sharma	25 Nov 13	
4	Procurement Panel Expert (International 2)	Mr. I.A Khan Daniel Thirion	01 Apr 15 13 Apr 13	
5	Procurement Panel Expert (National)	Mr. Aminul Haque	25 Nov 13	01966-464646
6	Sr. Revenue Specialist	Mr. M. A. Saleque	12 Aug 14	01199-001112
7	Sr. Social Specialist	Mr. Mustafizur Rahman	07 Aug 17	
	Sr. Social Specialist	Mr. Hasanur Rahman	02 Oct 14	01712-780176
8	Financial Management Spec.	Mr. Michael Gomes	24 Apr 17	
	Financial Management Spec. (former)	Mr. Nasser Ahmed	02 Mar 15	01924-274567
9	Sr. Environmental Specialist	Dr. Ashadul Alam	13 Apr 15	01747-215770
10	Sr. Forestry Specialist	Mr. Md. Akbar Hossain	Jul 17	01711-543475
11	IPoE Social Expert	Dr. Hafiza Khatun	Jul 2017	0177-7817001
12	IPoE Panelists (3)	Vacant		
13	Communication Officer	Kamal Najmus Salehin	Jul 2018	

Coastal Embankment Improvement Project, Phase 1 (CEIP-1)

7.4. Annex 4 Project Input: Budget and Disbursements- December 2020

Annex 4.1: Financial Progress (Expenditures) – Capital Component of the 2nd Quarter of the FY(2020-2021) [Oct 2020-Dec 2020]												
<i>All BDT in Lakh Taka ("00,000")</i>												
Major items of action	Total Project		Planned for the current FY	Progress							Achieved (%) against	
	BDT	US\$		BDT	Cumulative up to Last FY	Q-1	Q-2	Q-3	Q-4	Current FY	Cumulative up to this Qtr.	Year's Plan
			BDT		BDT	BDT	BDT	BDT	BDT	BDT	BDT	BDT
1. Acquisition of Assets												
1.a Equipment and goods under Comp. B, C, D (6800)	1,545.30	1,956,076	4.00	718.11	0.13	-			0.13	718.24	3.25%	46.48%
1.b Afforestation	3,280.00	4,151,899	550.00	700.00	-	300.00			300.00	1,000.00	54.55%	30.49%
2. Acquisition/Purchase of Land												
2.a Acquisition of Land (544.16 ha)	45,394.95	57,461,962	2,000.00	22,133.20	-	339.17			339.17	22,472.37	16.96%	49.50%
3. Works Contract Packages 1 to 3												
3.a Construction & Re-constructions of Drainage Structures (7041)	29,602.93	37,472,063	2,000.00	10,800.00	-	-			-	10,800.00	-	36.48%
3.b Others (7081)	173,904.23	220,131,937	12,146.00	103,474.73	-	-			-	103,474.73	-	59.50%
4. CD & SD	2,815.00	3,563,291	-	-	-	-			-	-	-	-
Sub-total Capital Component	256,542.41	324,737,228	16,700.00	137,826.04	0.13	639.17	-	-	639.30	138,465.34	3.828%	53.97%
<i>Source: IMED-05 report December, 2020 of CEIP-I</i>												

Coastal Embankment Improvement Project, Phase I (CEIP-I)

All BDT in Lakh Taka ("00,000)													
Major items of action	Total Project		Planned for the current FY	Progress / Achievement							Achieved (%) against		
				Cumulative up to Last FY	Q-1	Q-2	Q-3	Q-4	Current FY	Cumulative up to this Qtr	Year's Plan	Project Target	
	BDT	US\$	BDT	BDT	BDT	BDT	BDT	BDT	BDT	BDT	%	%	
1. Implementation of SAP and EMP													
1.a Resettlement / Compensation Payments other than Land Acquisition	12,700.00	16,075,949	600.00	9,392.67	-	10.12				10.12	9,402.79	1.69%	74.04%
1.b Consultancy service to Imminent (a)	1,987.21	2,515,456	1000.00	751.83	-	192.78				192.78	944.61	19.28%	47.53%
2. Construction Supervision, M&E, Delta Monitoring					-	-							
2.a Consultancy Services for Constructin Supervision &	14,092.29	17,838,342	2000.00	11,953.67	-	-				-	11,953.67	-	84.82%
2.b Third Party Monitoring & Evaluation	2,699.51	3,417,101	550.00	2,139.26	-	58.02				58.02	2,197.28	10.55%	81.40%
2.c Consultancy Service for Long term monitoring, rescach of Bangladesh Coastal Zone	11,860.60	15,013,418	2794.00	5,156.35	-	318.37				318.37	5,474.72	11.39%	46.16%

Coastal Embankment Improvement Project, Phase I (CEIP-I)

All BDT in Lakh Taka ("00,000)													
Major items of action	Total Project		Planned for the current FY	Progress / Achievement							Achieved (%) against		
				Cumulative up to Last FY	Q-1	Q-2	Q-3	Q-4	Current FY	Cumulative up to this Qtr	Year's Plan	Project Target	
	BDT	US\$	BDT	BDT	BDT	BDT	BDT	BDT	BDT	BDT	%	%	
3.	Project Management, TA, Training, Strategic Studies												
3.a	Project management support and audits	9,600.21	12,152,165	550.00	2,771.76	16.53	29.98			46.51	2,818.27	8.46%	29.36%
3.b	Consultancy Services for Institutional Capacity building, technical assistance and training to BWDB personnel	745.45	943,608	0.00	-	-	-			-	-	-	
3.c	Consultancy Services for Feasibility studies and preparation of design for the following Phases of CEIP	4,323.64	5,472,962	800.00	-	-	-			-	-	-	
4.	Overseas Training	745.45	943,608	0.00	302.20	-	-			-	302.20	-	40.54%
5.	Honourium/fees/Remuneration	30.00	37,975	6.00	16.97	0.69	1.35			2.04	19.01	34.00%	63.37%
	Sub-total Revenue Component	58,784.36	74,410,584	8,300.00	32,484.71	17.22	610.62	-	-	627.84	33,112.55	7.56%	56.33%

Source: IMED-05 report December, 2020 of CEIP-I

Annex 5 Project Input Procurement Status and Plans

Annex 5.1 Project Input Procurement Status and Plans – Services

At present there are 56 procurement items of service categories (**Packages**). Among them, 11 (eleven) consulting services **has been planned** to be contracted through firms and 45 consulting services would be recruited through individual consultant. "Procurement progress tracking" is discussed below separately: - firms and Individual Consultant (IC).

Consulting Service through Firm: Out of 11, **nine (9)** were contracted out and services are going on. **The procurement of the services under Package No. CEIP-1/D3/S23 is ongoing. Package No. CEIP-1/D2/S22 would not be required.** Detail procurement process statistics are shown in the Tables 5.1a.

Recruitment of Individual Consultant (IC): The recruitment of **23 (twenty three) Individual Consultants (IC) in different positions** is being managed through 45 contract packages. Services of **27 (twenty seven)** Packages have been completed. Procurement process of **3** Packages was cancelled. **4 Packages (Package No..CEIP-1/D1/S17, Package No..CEIP-1/D1/S18, Package CEIP-1/D1/S24 and CEIP-1/D1/S25)** have been dropped. Recruiting of **11 packages** are under process. Detailed procurement process statistics are shown in Table 5.1b.

Note: Amounts shown below in USD converted as follows: 1 USD = 79 BDT and 1 Euro = 94.34 BDT.

Coastal Embankment Improvement Project, Phase I (CEIP-I)

Table 5.1a: Procurement Process Tracking Report Consulting Services (Firms) as on 31 December 2020

A. Serial number 1 Package (CEIP-1/A2 & B1/S01) has been divided in 5 Sub-Packages and Procurement Method has been changed from QCBS to CQS (Selection Based of Consultant's Qualification). Details status of procurement of those sub-packages of Package 1 are as Follows:

SI	1									
	1a		1b		1c		1d		1e	
Description of Services	Consultancy service to Implement (a) Social action plan (incl. setting up WMOs) (b) Social afforestation and c) Integrated Pest Management Plan		Consultancy service to Implement (a) Social action plan (incl. setting up WMOs) (b) Social afforestation and c) Integrated Pest Management Plan		Consultancy service to Implement (a) Social action plan (incl. setting up WMOs) (b) Social afforestation and c) Integrated Pest Management Plan		Consultancy service to Implement (a) Social action plan (incl. setting up WMOs) (b) Social afforestation and c) Integrated Pest Management Plan		Consultancy service to Implement (a) Social action plan (incl. setting up WMOs) (b) Social afforestation and c) Integrated Pest Management Plan	
Package No	CEIP-1/A2 & B1/S1-A		CEIP-1/ B2,B3 & C1/S1-B		CEIP-1/ C2/S1-C		CEIP-1/ C3/S1-D		CEIP-1/ D2/S1-E	
Reference #	CEIP-1/A2 & B1/S1-A		CEIP-1/ B2,B3 & C1/S1-B		CEIP-1/ C2/S1-C		CEIP-1/ C3/S1-D		CEIP-1/ D2/S1-E	
Location / District	Khulna		Bagerhat		Pirojpur		Barguna		Patuakhali	
P.P. - Executing Agency:	2014-1-BWDB-BWDB		2014-1-BWDB-BWDB		2014-1-BWDB-BWDB		2014-1-BWDB-BWDB		2014-1-BWDB-BWDB	
Method:	CQS (Consultant Qualifications Selection)		CQS (Consultant Qualifications Selection)		CQS (Consultant Qualifications Selection)		CQS (Consultant Qualifications Selection)		CQS (Consultant Qualifications Selection)	
Estimated / Actual	Estimated	Actual	Estimated	Actual	Estimated	Actual	Estimated	Actual	Estimated	Actual
Amount in US\$	531,232		619,489		459,287		457,830		398,992	
Preparation of ToR	21-Aug-17	21-Aug-17	21-Aug-17	21-Aug-17	21-Aug-17	21-Aug-17	21-Aug-17	21-Aug-17	21-Aug-17	21-Aug-17
NOL on ToR & REoI	24-Aug-17	24-Aug-17	24-Aug-17	24-Aug-17	24-Aug-17	24-Aug-17	24-Aug-17	24-Aug-17	24-Aug-17	24-Aug-17
Approval on TOR and REOI	30-Aug-17	24-Sep-17	30-Aug-17	24-Sep-17	30-Aug-17	24-Sep-17	30-Aug-17	24-Sep-17	30-Aug-17	24-Sep-17
List of NGO from DC	14-Sep-17	02-Nov-17	14-Sep-17	12-Nov-17	14-Sep-17	04-Dec-17	14-Sep-17	01-Nov-17	14-Sep-17	03-Jan-18
Receipt of REoI	01-Oct-17	22-Nov-17	01-Oct-17	27-Dec-17	01-Oct-17	27-Dec-17	01-Oct-17	22-Oct-17	01-Oct-17	
Evaluation of EOI and Approval	31-Oct-17	Completed	31-Oct-17	Completed	31-Oct-17	Completed	31-Oct-17	18-Dec-18	31-Oct-17	18-Dec-18
Receive of Combined Proposal from 1 st ranked NGO	07-Nov-17	RFP was issued and last date of proposal submission is 16-Aug-18.	07-Nov-17	RFP was issued and last date of proposal submission is 16-Aug-18	07-Nov-17	RFP was issued and last date of proposal submission is 16-Aug-18 See remarks	07-Nov-17	RFP was issued and last date of proposal submission is 02-Feb-19	07-Nov-17	RFP was issued and last date of proposal submission is 02-Feb-19
Negotiation	28-Nov-17	29-Oct-18 11-Nov-18	28-Nov-17	25-Oct-18	28-Nov-17	19-Nov-18	28-Nov-17	27-Mar-19	28-Nov-17	27-Mar-19
Notification of Intention of Award										

Coastal Embankment Improvement Project, Phase I (CEIP-I)

SI	1									
	1a		1b		1c		1d		1e	
Description of Services	Consultancy service to Implement (a) Social action plan (incl. setting up WMOs) (b) Social afforestation and c) Integrated Pest Management Plan		Consultancy service to Implement (a) Social action plan (incl. setting up WMOs) (b) Social afforestation and c) Integrated Pest Management Plan		Consultancy service to Implement (a) Social action plan (incl. setting up WMOs) (b) Social afforestation and c) Integrated Pest Management Plan		Consultancy service to Implement (a) Social action plan (incl. setting up WMOs) (b) Social afforestation and c) Integrated Pest Management Plan		Consultancy service to Implement (a) Social action plan (incl. setting up WMOs) (b) Social afforestation and c) Integrated Pest Management Plan	
Contract Signature Date		24-Feb-19		24-Feb-19		24-Feb-19		2 May 2019		2 May 2019
Total days of Process (Bid Opening to Contract Signing Date)		192 days		192 days		192 days		259 days		259 days
Commencement of Services		18 Mar 19		18 Mar 19		18 Mar 19				
End of Contract (Completed)										

Coastal Embankment Improvement Project, Phase I (CEIP-I)

SI	1				
	1a	1b	1c	1d	1e
Description of Services	Consultancy service to Implement (a) Social action plan (incl. setting up WMOs) (b) Social afforestation and c) Integrated Pest Management Plan	Consultancy service to Implement (a) Social action plan (incl. setting up WMOs) (b) Social afforestation and c) Integrated Pest Management Plan	Consultancy service to Implement (a) Social action plan (incl. setting up WMOs) (b) Social afforestation and c) Integrated Pest Management Plan	Consultancy service to Implement (a) Social action plan (incl. setting up WMOs) (b) Social afforestation and c) Integrated Pest Management Plan	Consultancy service to Implement (a) Social action plan (incl. setting up WMOs) (b) Social afforestation and c) Integrated Pest Management Plan
Remarks	<p>1st Negotiation Meeting was held on 29 October 2018. 2nd one was held on 18 November 2018. Negotiation was successful. Purchase Proposal was sent to Ministry on 27 December 2018 for approval.</p> <p>Contract signed on February 24, 2019. The Consultant has commenced the services from March 18, 2019.</p>	<p>1st Negotiation Meeting was held on 29 October 2018. 2nd was held on 18 November 2018. Negotiation was successful. Purchase Proposal was sent to Ministry on 27 December 2018 for approval.</p> <p>Contract signed on February 24, 2019. The Consultant has commenced the services from March 18, 2019.</p>	<p>RFP was issued to the 1st ranked NGO. The last date of submission of proposal was 16-Aug-18.</p> <p>The 1st rank NGO didn't submit the Proposals. So, 2nd rank NGO was issued with the RFP on 25-09-18 with deadline for submission up to 21-10-18. The 2nd rank NGO submitted Proposals. Technical Proposal was evaluated and the TER was sent to Board on 31-10-2018 for approval.</p> <p>TER approved by DG, BWDB and subsequently negotiation was carried out by TEC with the 2nd rank NGO on 18-12-2018. Negotiation was successful. Financial Report and Draft Contract have been submitted to Board on 27 December 2018.</p> <p>Contract signed on February 24, 2019. The Consultant has commenced the services from March 18, 2019.</p>	<p>Only 2 (two) Eols were received. As per World Bank's Guidelines for Procurement of Consultants, PEC recommended for cancellation of the existing process and to go for fresh invitation of REol after obtaining additional list of effectual NGOs from DC, Barguna.. The NGOs that had submitted Eols would be eligible for submission of fresh REol.</p> <p>Additional list of NGO was received from DC, Borguna. REols were issued to the listed NGOs on 23-10-2018 with deadline for submission of Eol is up to 15 November 2018.. Within the deadline 4 (four) Eols were received. Eols were evaluated by the PEC on 18 December 2018. Evaluation Report along with the Draft RFP has been submitted to Board on 27 December 2018 for approval. Draft Contract signed on 08 April, 2019. Contract signed on 02, May 2019. The Consultant commenced the services on 12 May 2019</p>	<p>List of effective NGO received from DC Patuakhali but it contains only one (1) NGO. The DC Patuakhali was requested on 07 February 2018, to furnish required numbers of effective NGOs, but yet to be received.</p> <p>List of effectual NGOs was received from DC, Patuakhali.</p> <p>REol was issued to the listed NGOs on 16-10-2018 with deadline for submission of Eol up to 08 November 2018. 4 (four) Nos. Eol were received within the deadline. Eols were evaluated by the PEC on 18 December 2018. Evaluation Report along with the Draft RFP has been submitted to Board on 27 December 2018 for approval. Draft Contract signed on 08 April, 2019. Contract signed on 02, May 2019. The Consultant commenced the services on 12 May 2019.</p>

Coastal Embankment Improvement Project, Phase I (CEIP-I)

B. Details status of procurement of other Packages (Consulting Services - Firm) are as Follows:

SI	2		3		4		5		6		7	
Description of Services	Consultancy Services for a) Construction Supervision & Detailed Engineering Design for remaining Polders, b) Preparation of EIA of remaining Polders and c) RAP		Third Party Monitoring & Evaluation (M&E) of overall project implementation, RAP, EIA and EMP		Consultancy Services for Long Term a Monitoring, Research and Analysis of Bangladesh Coastal Zone.		Consultancy Services for Institutional Capacity building, technical assistance and training to BWDB personnel		Consultancy Services for Feasibility studies and preparation of design for the following Phases of CEIP		Consultancy Services for conducting Internal Audit of CEIP-1	
Package No	CEIP-1/ B2,B3 & C1/S02		CEIP-I/ C2/S03		CEIP-1/ C3/S04		CEIP-1/ D2/S22		CEIP-1/ D3/S23		CEIP-1/ D1/S26	
Reference #	CEIP-1-6-SBC-CF-CEIP-1/ B2,B3 & C1/S02		CEIP-1-7-SBC-CF-CEIP-I/ C2/S03		CEIP-1-42--CF-CEIP-1/ C3/S04		CEIP-1-40-SBC-CF-CEIP-1/D2/S22		CEIP-1-41-SBC-CF-CEIP-1/D3/S23		CEIP-1/S26	
Location / District	Dhaka		Dhaka		Dhaka		Dhaka		Dhaka		Dhaka	
P.P. - Executing Agency:	2014-1-BWDB-BWDB		2014-1-BWDB-BWDB		2014-1-BWDB-BWDB		2014-1-BWDB-BWDB		2014-1-BWDB-BWDB		2014-1-BWDB-BWDB	
Method:	QBS		QBS		QBS		QBS		QBS		QCBS	
Estimated / Actual	Estimated	Actual	Estimated	Actual	Estimated	Actual	Estimated	Actual	Estimated	Actual	Estimated	Actual
Amount in US\$	17,290,228	17,319,577	3,302,646	3,447,175	8,602,564		909,000		5,273,000		15,400.00	
Preparation of ToR		ToR was finalized		ToR was finalized		01-Jan-15	01-Aug-17	Dropped	01-Aug-17	28-May-19	10-Jun-19	10-Jun-19
NOL on ToR							20-Aug-17		20-Aug-17	11-Jun-19	25-Jul-19	25-Jul-19
Advertisement of EoI		19-Jul-13		19-Jul-13		05-May-15	24-Aug-17	N/A	24-Aug-17	31-Dec-19	05-Au-19	05-Aug-19
Receipt of REoI		22-Aug-13		22-Aug-13		22-Jun-15	25-Sep-17	N/A	25-Sep-17	30-Jan-20	26-Aug-19	26-Aug-19
Evaluation of REoI		Evaluation done		Evaluation done		Evaluation done		N/A		18-May-20	17-Oct-19	13-Oct-19
SL submitted to WB												23-Oct-19
Shortlist gets WB NOL						18-Nov-15						
Preparation of RFP and Short List	20-Jan-14	15-Dec-13	06-Jan-14	15-Dec-13	30-Oct-14		30-Nov-17		30-Nov-17			
No Objection to RFP and Short List	03-Feb-14	28-Jan-14	03-Feb-14	20-Feb-14	20-Nov-14		14-Dec-17		14-Dec-17			
Issuance of RFP	27-Feb-14	19-Feb-14	27-Feb-14	26-Feb-14	30-Nov-14	19-Nov-15	18-Dec-17	N/A	18-Dec-17	28-Jun-20		11-Nov-19
Deadline for proposals & Bid Opening	17-Apr-14	17-Apr-14	12-May-14	08-May-14	29-Jan-15	28-Dec-15	29-Jan-18		29-Jan-18	29-Jul-20		
Technical Evaluation	19-May-14	Evaluation done	30-Jun-14	Evaluation done	31-Mar-15	31-Dec-15	26-Feb-18	N/A	26-Feb-18	15-Aug-2020		02-Mar-20
Technical Evaluation Report submitted to WB				Dec-14			26-Feb-18		26-Feb-18	27-Aug-2020		
No Objection to Technical Evaluation	09-Jun-14		21-Jul-14	Jan-15	30-Apr-15	03-Mar-16	12-Mar-18		12-Mar-18	14-Sep-2020		
Financial proposal opening				05-Apr-15			17-Apr-16		25-Mar-18	04-Oct-2020		28-June-2020

Coastal Embankment Improvement Project, Phase I (CEIP-I)

SI	2		3		4		5		6		7	
Description of Services	Consultancy Services for a) Construction Supervision & Detailed Engineering Design for remaining Polders, b) Preparation of EIA of remaining Polders and c) RAP		Third Party Monitoring & Evaluation (M&E) of overall project implementation, RAP, EIA and EMP		Consultancy Services for Long Term a Monitoring, Research and Analysis of Bangladesh Coastal Zone.		Consultancy Services for Institutional Capacity building, technical assistance and training to BWDB personnel		Consultancy Services for Feasibility studies and preparation of design for the following Phases of CEIP		Consultancy Services for conducting Internal Audit of CEIP-1	
Package No	CEIP-1/ B2,B3 & C1/S02		CEIP-1/ C2/S03		CEIP-1/ C3/S04		CEIP-1/ D2/S22		CEIP-1/ D3/S23		CEIP-1/ D1/S26	
Financial evaluation and combined Tech/Fin evaluation report completed							09-Apr-18		09-Apr-18	NA		02-Jul-2020
Combined Evaluation Report submitted to WB							10- Apr-18		10- Apr-18	NA		NA
WB gives NOL on combined evaluation							24- Apr- 18		24- Apr- 18	NA		NA
Final Evaluation and Negotiation	07-Jul-14		25-Aug-14		28-May-15		30-Apr-18		30-Apr-18	NA		02-Jul-2020
Negotiation		21-Aug-14		09-Apr-15		29-Jan-18	07-May-18		07-May-18	20-Dec-2020		02-Jul-20 20
Negotiated draft contract sent to WB		31-Aug-14		19-Apr-15		29-Jan-18	08-May-18		08-May-18	11-Jan-2021		NA
WB gives NOL on draft contract	28-Jul-14	30-Sep-14	15-Sep-14	28-Apr-15	22-Jun-15	25-May-18	20-May-18		20-May-18	17-Jan-2021		NA
GOB Purchasing Committee (CCGP) approval				27-Aug-15		12-Sep-18	10-Jun-18		20-Jun-18			NA
Contract Signature Date	18-Aug-14	30-Dec-14	27-Oct-14	01-Oct-15	08-Sep-15	04-Oct-18	20-Jun-18		30-Jun-18	15-Mar-2021 (exp.)		06-Aug-2020
Total days of Process (<i>Bid Opening to Contract Signing Date</i>)	123	257	168	511	222		152		162			
Commencement of Services				01-Nov-15								
End of Contract (Completed)	30-Jun-20		30-Jun-20	31-Oct-20	30-May-20	30-Jun-20	30-Jun-18		30-Jun-20			
Remarks	Negotiation meeting with 1st ranked Consulting Firm was concluded and minutes were signed on 21 Aug 2015. Draft contract and Financial Evaluation Report was sent to WB on 31 August. NoL received on 30 Sept and Contract was signed on 30 Dec, 2014. Consultants mobilized on 21-Jan-2015.		Negotiation meeting with 1st ranked Consulting Firm was concluded on 09 April, 2015. Draft contract and Financial Evaluation Report was sent to WB on 19 April 2015. NoL received on 28 April and Purchase Proposal was approved by CCGP on 27 August 2015. Contract was		Tax obligation of the Consultant as per RFP, delayed the procurement process that was solved in the meeting held on September 30, 2017. Government of Bangladesh approved the Contract on recommendation of CCGP in its meeting of 12 September 2018. Contract signed on 04 October 2018.		The provision of this Package is planned to use for training purposes of BWDB officer in different renowned Training Institutes in home and abroad.				Consultant submitted the Draft Final Report on 01-10-2020. It is now under review by the World Bank.	

Coastal Embankment Improvement Project, Phase I (CEIP-I)

SI	2	3	4	5	6	7
Description of Services	Consultancy Services for a) Construction Supervision & Detailed Engineering Design for remaining Polders, b) Preparation of EIA of remaining Polders and c) RAP	Third Party Monitoring & Evaluation (M&E) of overall project implementation, RAP, EIA and EMP	Consultancy Services for Long Term a Monitoring, Research and Analysis of Bangladesh Coastal Zone.	Consultancy Services for Institutional Capacity building, technical assistance and training to BWDB personnel	Consultancy Services for Feasibility studies and preparation of design for the following Phases of CEIP	Consultancy Services for conducting Internal Audit of CEIP-1
Package No	CEIP-1/ B2,B3 & C1/S02	CEIP-1/ C2/S03	CEIP-1/ C3/S04	CEIP-1/ D2/S22	CEIP-1/ D3/S23	CEIP-1/ D1/S26
	The Consultant is on board and carrying out its assignment.	signed on 01 Oct, 2015. Consultants mobilized on 01 Nov 2015. The Consultant is on board and carrying out its assignment.	The Consultant is on board and carrying out its assignment.	The BWDB has concluded that this service would not be required.		

Coastal Embankment Improvement Project, Phase I (CEIP-I)

Table 5.1b: Procurement Process Tracking Report Consulting Services (Individual Consultants) as on 31 December 2020.

SI No	1		2			3		4		5	
Description of Services	International Procurement Expert (Panel)		International Technical Expert (Panel)			Procurement Expert (National) for Panel		Procurement Expert (National) for Panel		Individual Consultant as Procurement Specialist PMU (Nat'l)	
Package No	CEIP-1/ D1/S05		CEIP-1/ D1/S06			CEIP-1/ D1/S07		CEIP-1/ D1/S7-A		CEIP-1/ D1/S8	
Reference #	CEIP-1-8-IC-CI-CEIP-1/ D1/S05		CEIP-1-9-IC-CI-CEIP-1/ D1/S06			CEIP-1-10-IC-CI-CEIP-1/ D1/S07				CEIP-1-11-IC-CI-CEIP-1/ D1/S08	
Location / District	Dhaka		Dhaka			Dhaka		Dhaka		Dhaka	
P.P. - Executing Agency:	2014-1-BWDB-BWDB		2014-1-BWDB-BWDB			2014-1-BWDB-BWDB				2014-1-BWDB-BWDB	
Method:	IC		IC			IC		IC		IC	
Estimated / Actual	Estimated	Actual	Estimated	Actual 1 st	Actual 2 nd	Estimated	Actual	Estimated	Actual	Estimated	Actual
Amount in US\$	1,104,590	0.642 million	1,104,590	0.17 million	0.490 million	225,641	0.111 million; 0.134 million		0.134 million	384,295	0.121 million ^[4] ; 0.054 million ^[5]
Preparation of ToR		Both ToR & EoI Finalized		Both ToR & EoI Finalized			ToR Finalized				ToR & REoI Finalized
NOL to the TOR	14-Oct-13	27-Jul-13	31-Oct-13	31-Jul-13		31-Oct-13	11-Jun-13		25/02/2016	31-Oct-13	02-Jul-13
Advertisement of EoI		31-Jul-13		06-Aug-13			No Advertisement		N/A		28-Jul-13
Receipt of REoI		25-Aug-13		29-Aug-13			Only CV of were collected	N/A	N/A		20-Aug-13
Evaluation of REoI		Evaluated and concurred by WB		Evaluation done			Evaluated and concurred by WB	N/A	N/A		Evaluated
Shortlist submitted to WB											
Shortlist gets WB NOL											
Combined Evaluation Report submitted to WB											concurred by WB
WB gives NOL on combined evaluation											
Negotiation											
Negotiated draft contract to WB									10/04/2016		
WB gives NOL- draft contract											
Contract Signature Date	31-Dec-13	25-Nov-13	30-Jan-14	05-Mar-14	13-Apr-15	31-Dec-13	25-Nov-13		14/06/2016	31-Dec-13	23-Nov-13; 14-Mar-17; 03-May-18; 14-Jan-19
Total days of Process		92		188							93
End Date of Activity	28-Feb-17		31-Mar-18			30-Jun-18			30/06/2018		13-Jun-20
Remarks	Contract Agreement between BWDB and Mr. Narayan D. Sharma was signed on 25 Nov, 2013. Contract Agreement was sent to WB. Period of contract expired on 30 October 2016 which was extended up to 31 January		Original Contract with Mr. Daniel ended on March 04, 2015. He expressed his unwillingness to continue his service in CEIP-1, Bangladesh. So, fresh Contract was initiated. Fresh Contract with Mr. I.A.			Mr. M. Aminul Haque signed Contract Agreement on 25 Nov, 2013. Allotted 300 days input of Mr. Haque was consumed in October 2015.		Fresh contract for 200 days was signed on 14 June 2016 over a period of 32 (thirty-two) months [FY 2015-2016 to FY 2017-2018]. Contract		Original Contract with Mr. A.K.M. Bodruddoza ended on 31 October 2016.	

Coastal Embankment Improvement Project, Phase I (CEIP-I)

2017. 3rd time extension up to 28-02-2018 with increase of inputs by 50 days has been approved. Contract was completed on February 28, 2018	Kahn entered on April 13, 2015 and completed on April 30, 2018.		was completed on June 30, 2018	
---	---	--	--------------------------------	--

Coastal Embankment Improvement Project, Phase I (CEIP-I)

SI No	6	7	8	9	10			11	
Description of Services	Individual Consultant as Procurement Specialist PMU (National)- 1 No				Individual Consultant as Financial Management Specialist (National)			Individual Consultant as Financial Management Specialist (National)- 1 No	
Package No	CEIP-1/ D1/S8-A	CEIP-1/S8-B	CEIP-1/S8-C	CEIP-1/S8-D	CEIP-1/ D1/S09				CEIP-1/ D1/S9-A
Reference #					CEIP-1-27-IC-CI-CEIP-1/D1/S09				
Location / District					Dhaka				
P.P. - Executing Agency:					2014-1-BWDB-BWDB				
Method:	IC	IC	IC	IC		IC			IC
Estimated / Actual	Actual	Actual	Actual	Actual	Estimated	Actual 1 st	Actual 2 nd		
Amount in US\$	0.054 million	0.051 million	0.092 million	0.142 million	247,000	0.113 million	0.101 million		0.0289 million
Preparation of ToR				20/06/2020		Fresh REol	Fresh REol		
NOL to the TOR	18/11/2016	08/11/2017	04/10/2018	25/06/2020	31-Dec-13	11-Dec-13			28/08/2019
Advertisement of Eol	Procured through SSS Basis	Procured through SSS Basis	Procured through SSS Basis	Procured through SSS Basis		03-Nov-14	16-Mar-16		N/A
Receipt of REol	N/A	N/A	N/A	N/A		01-Dec-14	14-Apr-16		N/A
Evaluation of REol	N/A	N/A	N/A	N/A		Evaluated	Evaluated		N/A
Shortlist submitted to WB				N/A					
Shortlist gets WB NOL				N/A					
Combined Evaluation Report submitted to WB				N/A					
WB gives NOL on combined eval'n Negotiation				N/A		by WB	13-Apr-17		
Negotiated draft contract to WB	13/02/2017	10/04/2018	17/12/2018	N/A					27/09/2019
WB gives NOL- draft contract				N/A					
Contract Signature Date	14/03/2017	03/05/2018	14/01/2019	31-Dec-2020	29-May-14	02-Mar-15	24-Apr-17		27/09/2019
Total days of Process (Bid Opening to Contract Signing Date)						187	375		
End Date of Activity	31/10/2017				30-Oct-19		31-Oct-19		
Remarks	Fresh contract for 12 months was signed on 14 March, 2017 with retroactive commencement date from 01 November 2016 for 1 year.	2nd contract with Mr. A.K.M. Bodruddoza for a period of 12 months commencing from 01 November 2017, was signed. Contract ended on 31 October 2018.	3rd fresh Contract with Mr. A.K.M. Bodruddoza was signed on 14-Jan-2019 for 18 months from 1-Nov-2018.	Procurement in process through Direct Selection Method. Draft Contract signed on 27-07-2020. Signing of Contract is awaiting approval of RDPP	The original Consultant Mr. Md. Nasser Ahmed signed a Contract Agreement on 02 March, 2015 but he resigned on 29 Feb.2016. So, fresh Contract was initiated. Fresh 35 REol were received on 14 April 2016. Negotiation with 3rd ranked candidate Mr. Michael Gomes was carried out by PEC on 06 April 2017 and contract with Mr. Michael Gomes was signed on 24-04-2017. The contract ended on 29-09-2019 and recruitment of a replacement is underway.	Selected on Direct Selection Method upon WB's approval. Draft contract was signed on 09-09-2019. It was expected to sign the contract by 27-9-2019. The Consultant expressed his unwillingness on 24 Sep 2019 to work in CEIP-1, on the plea on getting better offer. This Package cancelled and other Package No..CEIP-1/D1/S9A has been created and World Bank provided NoL to it. But this Package ultimately dropped.			

Coastal Embankment Improvement Project, Phase I (CEIP-I)

SI No	12		13	14		15		16		17
Description of Services	Individual Consultant as Financial Management Specialist (National)- 1 No		Individual Consultant as Sr. Environment Specialist (PMU/Dhaka)	Individual Consultant as Sr. Environment Specialist (PIU/Dhaka)- 1 No		Individual Consultant as Sr. Environment Specialist (PIU/Dhaka)- 1 No		Individual Consultant as Sr. Environment Specialist (PIU/Dhaka)- 1 No		Individual Consultant as Sr. Environment Specialist (PIU/Dhaka)- 1 No
Package No	CEIP-1/ D1/S9A		CEIP-1/ D1/S9-B	CEIP-1/ D1/S10		CEIP-1/ D1/S10-A		CEIP-1/ D1/S10A		CEIP-1/ D1/S10-B
Reference #				CEIP-1-28-IC-CI-CEIP-1/D1/S10						
Location / District				Dhaka						
P.P. - Executing Agency:				2014-1-BWDB-BWDB						
Method:	IC		IC	IC		IC		IC		
Estimated / Actual	Estimated	Actual	Actual	Estimated	Actual	Estimated	Actual	Estimated	Actual	
Amount in US\$		0.045 m	0.142 million	212,000	0.101 million		0.08 million		0.08 million	0.142 million
Preparation of ToR			20/06/2020		ToR & REOI finalized				28/10/2018	20/06/2020
NOL to the TOR		29/10/2019	25/06/2020	24-Jun-14			04/06/2018		12/11/2018	25/06/2020
Advertisement of EoI		N/A	25-01-2021		21-Oct-14		N/A		06/12/2018	05/08/2020
Receipt of REoI		15/12/2019	31-01-2021		18-Nov-14		N/A		24/12/2018	10/08/2020
Evaluation of REoI		22/12/2019	15-02-2021 (Exp.)		Evaluated		N/A		28/01/2019	07-09-2020
Shortlist submitted to WB			NA							NA
Shortlist gets WB NOL			NA							NA
Combined Evaluation Report submitted to WB			NA							NA
WB gives NOL on combined evaln			NA		WB concurred					NA
Negotiation			28-02-2021 (exp.)							11/10/2020
Negotiated draft contract to WB		20/02/2020					09/07/2018		15/02/2019	NA
WB gives NOL- draft contract			15-03-2021 (exp.)							NA
Contract Signature Date		23/02/2020		27-Nov-14	13-Apr-15		08/10/2018		12/03/2019	31-Dec-2020 (Exp.)
Total days of Process (Bid Opening to Contract Signing Date)					146					
End Date of Activity										
Remarks	Procurement through 3 CV Approach is in process. Due to COVID-19 situation, procurement could not be completed. Ultimately this procurement was cancelled		Procurement in process through Limited Market Approach Method.	Dr. Md. Asadul Alam signed contract on 13-Apr-2015 and continued upto 19-Jun-2018.		The Consultant failed to sign the contract within the final extended time up to 15 Oct 18. So, after obtaining permission from WB, fresh procurement in processes under Pkg No..CEIP-1/D1/S10A. This Pkg has been cancelled in STEP		Contract completed		Procurement in process through Limited Market Approach Method. Draft Contract signed on 11-10-2020. Signing of Contract is awaiting approval of RDPP

Coastal Embankment Improvement Project, Phase I (CEIP-I)

SI No	18			19		20	21		22		23
Description of Services	Individual Consultant as Sr. Social Specialist (PMU/Dhaka)			Individual Consultant as Sr. Social Specialist (PIU/Dhaka)- 1 No		Individual Consultant as Sr. Social Specialist (PIU/Dhaka)- 1 No	Individual Consultant as Sr. Forestry Specialist (PMU/Dhaka)		Individual Consultant as Sr. Forestry Specialist (PIU/Dhaka)- 1 No		Individual Consultant as Sr. Forestry Specialist (PIU/Dhaka)- 1 No
Package No	CEIP-1/ D1/S11			CEIP-1/ D1/S11-A		CEIP-1/ D1/S11-B	CEIP-1/D1/S12		CEIP-1/D1/S12-A		CEIP-1/ D1/S12-B
Reference #	CEIP-1-29-IC-CI-CEIP-1/D1/S11						CEIP-1-30-IC-CI-CEIP-1/D1/S12				
Location / District	Dhaka						Dhaka				
P.P. - Executing Agency:	2014-1-BWDB-BWDB						2014-1-BWDB-BWDB				
Method:	IC			IC			IC		IC		
Estimated / Actual	Estimated	Actual 1 st	Actual 2 nd	Estimated	Actual		Estimated	Actual	Estimated	Actual	
Amount in US\$	212,000	0.0884 mio	0.0648 mio		0.041 million	0.142 million	212,000	0.083 million		0.0359 million	0.142
Preparation of ToR		ToR & REOI finalized	19-Jan-17			20/06/2020		01-Jan-17			20/06/2020
NOL to the TOR	29-Apr-14	15-Apr-14	25-Jan-17		25/07/2019	25/06/2020	29-Dec-15	12-Jan-17		03/07/2019	25/06/2020
Advertisement of Eol		21-Apr-14	14-Mar-17		N/A	03/08/2020		14-Mar-17		N/A	03/08/2020
Receipt of REol		15-May-14	12-Apr-17		N/A	08/08/2020		12-Apr-17		N/A	08/08/2020
Evaluation of REol		Evaluated	23-May-17		N/A	11/10/2020		23-May-17		N/A	11/10/2020
Shortlist submitted to WB						N/A					N/A
Shortlist gets WB NOL						N/A					N/A
Combined Evaluation Report submitted to WB						N/A					N/A
WB gives NOL on combined evaln		WB concurred				N/A					N/A
Negotiation						15/11/2020					15/11/2020
Negotiated draft contract to WB					06/08/2019	N/A				06/08/2019	
WB gives NOL- draft contract						N/A					
Contract Signature Date	17-Jul-14	02-Oct-14	02-Aug-17		15/09/2019	31-Jan-2021(exp.)	28-Apr-16	02-Aug-17		25/08/2019	06/09/2020
Total days of Process (Bid Opening to Contract Signing Date)		140	147					71			
End Date of Activity		03-Jan-17	19-Sep-19					01-Aug-19			
Remarks	Mr. Md. Hasanur Rahman signed a Contract Agreement on 02-Oct-2014 and resigned on 03-Jan-2017. Fresh contract was entered into with Mr.Mustafizur Rahman and the contract ended on 17-09-2019.			Selected on Direct Selection Method after obtaining WB concurrence. Contract completed		Procurement through Limited Market Approach Method. Draft Contract signed on 15/11/2020. Signing of Contract is awaiting approval of RDPP.	Contract completed		Selected on Direct Selection Method after obtaining WB's concurrence. Contract completed.		Procurement through Limited Market Approach Method. Draft Contract signed on 15/11/2020. Signing of Contract is awaiting approval of RDPP.

Coastal Embankment Improvement Project, Phase I (CEIP-I)

SI No	24			25	26		27	28	29	30
Description of Services	Individual Consultant as Communication officer (PMU/Dhaka) -1 No			Individual Consultant as Senior Revenue Officer (PMU/Dhaka)	Individual Consultant as Senior Revenue Officer (PIU/Dhaka) - 1 No					
Package No	CEIP-1/ D1/S13			CEIP-1/ D1/S13-A	CEIP-1/ D1/S14		CEIP-1/ D1/S14-A	CEIP-1/ D1/S14-B	CEIP-1/ D1/S14-C	CEIP-1/ D1/S14-D
Reference #	CEIP-1-31-IC-CI-CEIP-1/D1/S13				CEIP-1-32-IC-CI-CEIP-1/D1/S14					
Location / District	Dhaka				Khulna					
P.P. - Executing Agency:	2014-1-BWDB-BWDB				2014-1-BWDB-BWDB					
Method:	IC				IC		IC	IC	IC	
Estimated / Actual	Estimated	Actual 1 st & 2 nd	Actual 3 rd		Estimated	Actual				
Amount in US\$	131,000	0.067 million		0.13 million	131,000	0.0847 million	0.0644 million	0.059 million	0.035 million	0.142
Preparation of ToR		ToR & REOI finalized		20/06/2020		Prepared				20/06/2020
NOL to the TOR	17-Aug-14			25/06/2020	23-Dec-13	22-Dec-13	19-12-16 & 28-12-16	16-05-18 & 24-05-18	11-Aug-19	25/06/2020
Advertisement of EoI		23-Nov-14 (1 st); 24-Jan-16 (2 nd)		03/08/2020		30-Dec-13	N/A	N/A	N/A	22/07/2020
Receipt of REoI		15-May-15 (1 st) 24-Feb-16 (2 nd)	30-Jun-17	08/08/2020		06-Feb-14	N/A	N/A	N/A	28/07/2020
Evaluation of REoI		Evaluated	Evaluated	11/10/2020		Evaluated	N/A	N/A	N/A	07-09-2020
Shortlist submitted to WB				N/A						NA
Shortlist gets WB NOL				N/A						NA
Combined Evaluation Report submitted to WB		concluded by WB	concluded by WB	N/A		concluded by WB				NA
WB gives NOL on combined evaluation				N/A						NA
Negotiation			10-Apr-18	15/11/2020						11/10/2020
Negotiated draft contract to WB				N/A			27-Apr-17	09-Jul-18	12-Sep-19	NA
WB gives NOL- draft contract		19-Oct-17		N/A						NA
Contract Signature Date	31-Dec-14	Did not take place	01-Jul-18	31-Jan-2021 (exp.)	29-May-14	12-Aug-14	10-Dec-07	25-Jul-18	09-Oct-19	31-Dec-2020 (Exp.)
Total days of Process			366			187				
End Date of Activity			30-Jun-20			22-Dec-16				
Remarks	Two (2) EOI were earlier received at first invitation. So, fresh EOI was invited and 6 Nos. were received on 24 February 2016. Contract Agreement between BWDB and Mr. A K M Rahmat Ali Howlader was signed on 28 March 2017. But he didn't join. Negotiation with 2nd candidate failed. So, fresh procurement was initiated through collection of CVs as per suggestions of WB. Draft Contract with 1 st ranked candidate was signed on 19 Oct 2017, but Mr. Akhtaruzzaman didn't sign the contract due			Procurement in process through Limited Market Approach Method. Draft Contract signed on 15/11/2020.	Contract Agreement between BWDB and Mr. M A Saleque was signed on 12 Aug, 2014. Contract ended on 22 Dec 2016.		In order to keep continuation of the services of land acquisition and other related activities, the services of Mr. M A Saleque procured on sole source basis under a fresh Contract for 18	Another fresh contract with Mr. M.A. Saleque on Single Source Selection (SSS) Method for a period of 15 months was signed on 25 July 2018. Consultant is on	Mr. M.A. Saleque was selected as fresh contract on Direct Selection Method on obtaining WB's concurrence.	Procurement in process through Limited Market Approach Method. Draft Contract signed on 11/10/2020.

Coastal Embankment Improvement Project, Phase I (CEIP-I)

<p>to his personal problems. The 2nd ranked candidate Mr. Aktar Uddin was invited on 08 March 2018 to attend contract negotiation meeting on 14 March 2018. But he didn't attend. Consequently, on obtaining WB's concurrence, the 3rd ranked candidate Mr. Kamal Najmus Salehin was negotiated on 10 April 2018 and contract was signed on 01 July 2018. Contract completed</p>	<p>Signing of Contract is awaiting approval of RDPP.</p>		<p>months that ended on 22-Jun-2018.</p>	<p>board. The Contract ended on 08-10-2019</p>	<p>Contract completed.</p>	<p>Signing of Contract is awaiting approval of RDPP.</p>
---	---	--	--	--	-----------------------------------	---

Coastal Embankment Improvement Project, Phase I (CEIP-I)

SI No	31			32	33	34		35	36	37	
Description of Services	Individual Consultant as Social Specialist/Economist (PMU/Field) - 1 No				Individual Consultant as Environment Specialist (PIU/Field) - 1 No				IPoE for Coastal Morphologist and Estuarine/Tidal Hydraulics Expert		
Package No	CEIP-1 /D1/S15		CEIP-1/ D1/S15-A	CEIP-1/ D1/S15-B	CEIP-1/ D1/S16		CEIP-1/ D1/S16-A	CEIP-1/ D1/S16-B	CEIP-1/ D1/S17		
Reference #	CEIP-1-33-IC-CI-CEIP-1/D1/S15				CEIP-1-34-IC-CI-CEIP-1/D1/S16				CEIP-1-35-IC-CI-CEIP-1/D1/S17		
Location / District	Khulna				Khulna				Dhaka		
P.P. - Executing Agency:	2014-1-BWDB-BWDB				2014-1-BWDB-BWDB				2014-1-BWDB-BWDB		
Method:	IC		IC		IC		IC		IC		
Estimated / Actual	Estimated	Actual			Estimated	Actual			Estimated	Actual	
Amount in US\$	131,000	0.0578 million	0.0257 million	0.13	131,000	0.0481 million		0.021 million	0.13	181,600	
Preparation of ToR		01-Jan-17		20/06/2020		Prepared			20/06/2020		28-Nov-16
NOL to the TOR	24-Sep-14	03-Jan-17	03-Jul-19	25/06/2020	24-Sep-14	28-Dec-16		18-Aug-19	25/06/2020	24-Sep-14	13-Dec-16
Advertisement of EoI		14-Mar-17	N/A	22/07/2020		12-Feb-17		N/A	22/07/2020		30-Jul-17
Receipt of REoI		12-Apr-17	N/A	28/07/2020		14-Mar-17		N/A	28/07/2020		14-Sep-17
Evaluation of REoI			N/A	07-09-2020				N/A	07-09-2020		
Shortlist submitted to WB				NA					NA		
Shortlist gets WB NOL				NA					NA		
Combined Evaluation Report submitted to WB				NA		N/A			NA		
WB gives NOL on combined evaluation				NA					NA		
Negotiation				11/10/2020					11/10/2020		
Negotiated draft contract to WB			06-Aug-19	NA		07-Sep-17		18-Sep-19	NA		
WB gives NOL- draft contract				NA		05-Oct-17			NA		
Contract Signature Date	31-Dec-14	20-Jul-17	25-Aug-19	31-Dec-2020 (Exp.)	31-Dec-14	30-Oct-17		29-Oct-19	31-Dec-2020 (Exp.)	31-Dec-14	
Total days of Process (Bid Opening to Contract Signing Date)		100				231					
End Date of Activity	30-Jun-17	19-Jul-19			30-Jun-17	29-Oct-19				30-Jun-20	
Remarks	EoI received on 12 April 2017 and evaluated. The contract was signed on 20-Jul-17 and the contract is ended on 27-Jul-2019.			Selected on Direct Selection Method after obtaining WB's concurrence. Contract completed	Procurement in process through Limited Market Approach Method. Draft Contract signed on 11/10/2020.	EoI received on 14 March 2017. Only 2 (two) applications were received. PEC in its meeting on 06 April 2017, recommended for fresh invitation. WB suggested to collect CVs through direct approach and to evaluate including the 2 EoIs received earlier. Procurement completed and		Selected on Direct Selection Method after obtaining WB's concurrence. Contract is signed on 29-10-2019 with Mr. Amir Faizal. The consultant on Board. Contract completed	Procurement in process through Limited Market Approach Method. Draft Contract signed on 11/10/2020.	PMU, CEIP-1 with the assistance of existing IPoE member, TL-DSC and TL- M&EC, has reviewed the ToR of the remaining four IPoE members and are of the opinion that positions of Coastal, Estuarine and River Morphologist and Sediment/Tidal Management Expert might be merged and named as Coastal Morphologist and Estuarine/Tidal Hydraulics	

Coastal Embankment Improvement Project, Phase I (CEIP-I)

		Signing of Contract is awaiting approval of RDPP.	the Consultant is on board from 30-Oct-2017 and Contract ended on 29-Oct-2019.		Signing of Contract is awaiting approval of RDPP.	Expert. Accordingly, restructured proposal was sent to WB on 28 Sept 2016. WB accepted the proposal on 07 Nov 2016. It is opted that the IPOE would not be required.
--	--	---	--	--	---	--

Coastal Embankment Improvement Project, Phase I (CEIP-I)

SI No	38		39		40		41		42		43
Description of Services	IPoE for Hydrodynamics & Coastal Modeling Expert		IPoE for Design Expert in Embankment and Hydraulic Structures		IPoE for Social Expert		IPoE for Social Expert		IPoE for Environment, Water Management and Polder Expert		
Package No	CEIP-1/ D1/S18		CEIP-1/ D1/S19		CEIP-1/ D1/S20		CEIP-1/ D1/S20-A		CEIP-1/ D1/S21		CEIP-1/ D1/S21
Reference #	CEIP-1-36-IC-CI-CEIP-1/D1/S18		CEIP-1-37-IC-CI-CEIP-1/D1/S19		CEIP-1-38-IC-CI-CEIP-1/D1/S20		CEIP-1-38-IC-CI-CEIP-1/D1/S20		CEIP-1-39-IC-CI-CEIP-1/D1/S21		
Location / District	Dhaka		Dhaka		Dhaka		Dhaka		Dhaka		
P.P. - Executing Agency:	2014-1-BWDB-BWDB		2014-1-BWDB-BWDB		2014-1-BWDB-BWDB		2014-1-BWDB-BWDB		2014-1-BWDB-BWDB		
Method:	IC		IC		IC		IC		IC		
Estimated / Actual	Estimated	Actual	Estimated	Actual	Estimated	Actual	Estimated	Actual	Estimated	Actual	Actual
Amount in US\$	181,600		165,000		165,000	0.124 million	0.138 million		165,000	0.154 million	0.138 million
Preparation of ToR		28-Nov-16		01-Jan-17		Prepared				10-Dec-14	
NOL to the TOR		13-Dec-16	24-Sep-14	19-Jan-17	24-Sep-14	07-Nov-16	01-Apl-2021		24-Sep-14	08-Jan-15	01-Apl-2021
Advertisement of EoI		30-Jul-17		30-Jul-17		N/A	15-Apl-2021			N/A	15-Apl-2021
Receipt of REoI		14-Sep-17		14-Sep-17		N/A	22-Apl-2021			N/A	22-Apl-2021
Evaluation of REoI						N/A	30-Apl-2021			09-Feb-15	30-Apl-2021
Shortlist submitted to WB							N/A				N/A
Shortlist gets WB NOL							N/A				N/A
Combined Evaluation Report submitted to WB							N/A				N/A
WB gives NOL on combined evaluation							N/A				N/A
Negotiation							15-May-2021				15-May-2021
Negotiated draft contract to WB						31-May-17	N/A				N/A
WB gives NOL- draft contract						07-Jun-17	N/A			09-Mar-15	N/A
Contract Signature Date			31-Dec-14		31-Dec-14	17-Jul-17	30-May-2021		31-Dec-14	23-Mar-15	30-May-2021
Total days of Process (Bid Opening to Contract Signing Date)											
End Date of Activity	30-Jun-20				30-Jun-20	30-Jun-20			30-Jun-20	31-Jan-18	
Remarks	Proposal for inclusion of one new IPoE member as "Hydrodynamic and Coastal Modelling Expert" was sent to WB on 28 September 2016. WB accepted the proposal on 07 November, 2016. It is opted that the IPOE would not be required.		ToR was sent to WB on 1-Jan-17. Bank approved ToR on 19 January 2017. It is opted that the IPOE would not be required.		WB provided NoL on ToR on 07 November 2016 and concurred 3 CV approach for the selection of the social IPOE on 28 November 2016. Contract completed		Presently IPoE is not required		Contract completed		Presently IPoE is not required

Coastal Embankment Improvement Project, Phase I (CEIP-I)

SI No	44		45	
Description of Services	Accounting and Financial Management System Specialist (AFMSS) (National)		Procurement of Individual Consultant as Information Technology Specialist (ITS) (National)	
Package No	CEIP-1/ D1/S24		CEIP-1/ D1/S25	
Reference #				
Location / District	Dhaka		Dhaka	
P.P. - Executing Agency:				
Method:	IC		IC	
Estimated / Actual	Estimated	Actual	Estimated	Actual
Amount in US\$				
Preparation of ToR				
NOL to the TOR		14-Feb-16		14-Feb-16
Advertisement of EoI		Through collection of 3 CVs		Through collection of 3 CVs
Receipt of REoI		10-Mar-16		10-Mar-16
Evaluation of REoI				
Shortlist submitted to WB				
Shortlist gets WB NOL				
Combined Evaluation Report submitted to WB				
WB gives NOL on combined evaluation				
Negotiation				
Negotiated draft contract to WB				
WB gives NOL- draft contract				
Contract Signature Date				
Total days of Process (Bid Opening to Contract Signing Date)				
End Date of Activity				
Remarks	This is a new Package concurred by World Bank and entered into Revised Procurement Plan (PP- 2016-1). But it was decided that this service will be procured through GoB's revenue budget. This Package was dropped.		This is a new Package concurred by World Bank and entered into Revised Procurement Plan (PP- 2016-1). But it was decided that this service will be procured through GoB's revenue budget. This Package was dropped.	

Coastal Embankment Improvement Project, Phase I (CEIP-I)

Annex 5.2a: Procurement Status and Plans - Works

As per the DPP, there are 4 packages of Works under the project. But these packages were reviewed and decided that works contract will be three packages. Package-01 and Package-02 have already been contacted out. Package-03 is yet to initiate due to shortfall of fund.

Detail status of procurement of works as on **31 December 2020** is described below:

SI. No	1	2 (Revs.)	3 (Revs.)	4
Description of Works	Rehabilitation / Reconstruction & Upgrading of Polder 32, 33, 35/1 and 35/3 under CEIP-1.	¹ Rehabilitation and upgrading of Polder 14/1, 15, 16, 17/1, 17/2 & 23 (Actual Nos. of Polder in package are 39/2C, 40/2, 41/1, 43/2C, 47/2 and 48)	² Rehabilitation and upgrading of Polder 48,47/2 & 43/2C (Actual Nos. of Polder in this Package are 14/1, 15, 16, 17/1, 17/2, 23 & 34/3)	³ Rehabilitation and upgrading of Polder 40/2, 41/1, 34/3 and 39/2C
Package No	CEIP-1/W-1	CEIP-1/W-2 (revised)	CEIP-1/W-3 (revised)	
Reference #	CEIP-1-12-LPIPO-O-CEIP-1/W-01	CEIP-1-13-LPIPO-O-CEIP-1/W-02 (Rvsd.)	CEIP-1-13-LPIPO-O-CEIP-1/W-03 (Rvsd.)	
Districts	Khulna	Patuakhali, Barguna and Pirojpur		
P.P. - Executing Agency:	2014-1-BWDB - BWDB	2014-1-BWDB - BWDB	2014-1-BWDB - BWDB	
Method:	ICB with post-qualification ⁴	ICB with post-qualification	ICB	
Estimated / Actual	Estimated : Actual	Estimated : Actual	Estimated : Actual	
Amount in US\$	104,276,026.00 : 88,216,800.37 ⁵	150,355,767.20 : 137,969,172.60 ⁶	86.66 million USD	
Preparation of Document				
Tender Docs Submitted to WB			14-Oct-15, 09-Nov-15	
Bank's NOL	30-Jun-14 : 09-Mar-15	03-Jan-16 : 03-Dec-15		
Publication / Invitation	15-Jul-14 : 10-Mar-14	10-Jan-16 : 04-Dec-15		
Deadline tenders & Bid Opening	14-Sep-14 : 25-May-15	14-Mar-16 : 24-Mar-16		
Evaluation of Bids	18-Oct-14 : 13-Jun-15	18-Apr-16 : 19-Jun-16		
WB gives NOL on evaluation		19-Jul-15	04-Aug-16	
Negotiated draft contract sent to WB				
No Objection to Evaluation Report	10-Nov-14	09-May-16		
GOB Purchasing Committee approval		09-Sep-15	20-Aug-16	
Issuing NOA		21-Sep-15	15-Dec-16	
Contract signed	09-Jan-15	01-Nov-15	28-Jun-16	08-Mar-17
Advance Issued				
Commencement of Services		26-Jan-16	12-Jul-17	
Total days of Process	117 : 160	106	349	
End of Contract (Completed)	31/12/2017 : 25-Jan-19	30/06/2018	11-Jan-21	

¹ Nos. of Polders for this Package have been changed as '39/2C, 40/2, 41/1, 43/2C, 47/2 and 48' instead of previously included Nos of '14/1,15,16,17/1,17/2 & 23'

² All the three (3) Polders of this Package (43/2C, 47/2 and 48) have been included under Package No.CEIP-1/W-02. So, this Package has been rearranged in terms of inclusion new Polders from Package #2 and # 4

³ Out of four (4) Polders, three (3) (40/2, 41/1 and 39/2C) have been included under Package CEIP-1/W-02. The remaining one (1) is included in Package #3 and this Package has been declared void.

⁴ Method has been changed from ICBPQ (International Competitive Bidding with pre-qualification) to ICB (with post qualification)

⁵ Original Contract Value of W-01 is BDT 6,969,127,229.

⁶ Original Contract Value of W-02 is BDT 10,899,564,634.65.

Coastal Embankment Improvement Project, Phase I (CEIP-I)

Sl. No	1	2 (Revs.)	3 (Revs.)	4
Description of Works	Rehabilitation / Reconstruction & Upgrading of Polder 32, 33, 35/1 and 35/3 under CEIP-1.	¹ Rehabilitation and upgrading of Polder 14/1, 15, 16, 17/1, 17/2 & 23 (Actual Nos. of Polder in package are 39/2C, 40/2, 41/1, 43/2C, 47/2 and 48)	² Rehabilitation and upgrading of Polder 48, 47/2 & 43/2C (Actual Nos. of Polder in this Package are 14/1, 15, 16, 17/1, 17/2, 23 & 34/3)	³ Rehabilitation and upgrading of Polder 40/2, 41/1, 34/3 and 39/2C
Package No	CEIP-1/W-1	CEIP-1/W-2 (revised)	CEIP-1/W-3 (revised)	
Remarks	7 Nos. Bids were received and M/S The First Engineering Bureau of Henan Water Conservancy of China was awarded the contract. Contract was signed on 01 Nov 2015. Works are going on.	7 Nos. Bids were received. Chongqing International Construction Corporation was awarded with the Contract. Contract was signed on 08 March 2017 and Notice to Commence issued on 12 July 2017. Works are going on.	Due to shortfall of fund, it is being discussed whether to drop this package. Meanwhile, the activities of this Package have been limited up to preparation of bidding document.	This Package is treated to be void since the polders under this package have been incorporated in the packages 2 & 3 (<i>re-arranged</i>)

Coastal Embankment Improvement Project, Phase I (CEIP-I)

Annex 5.3a: Procurement Status and Plans - Goods

As per the DPP, 14 items of Goods would be procured. Among them, procurement for the 7 items were deferred as per the statement of “Status of Procurement” as on **31 December 2020**, which is described below:

Contract Approving Authority	Package No	Description of Procurement as per TAPP/DPP Goods	Unit	Quantity	Procurement Method & (Type)	Source of Funds	Estimated Cost/ Contract Price (Million USD)	Invitation for Tender	Signing of Contract	Completion of Contract	Remarks
1	2	3	4	5	6	7	8	9	10	11	12
HOPE	CEIP-1/G-01	Procurement of Motor Vehicles a) 4-WD Jeep/Cross Country (Total 15 Nos.) b) Micro Bus-(Total 2 Nos.)	Lots	Motor Vehicle-10 Nos, Microbus-2 Nos	OTM(ICB)	WB/IDA	0.7500	25-Dec-14	18-Nov-2015 & 07-Jan-2016	January,2016	Contract for 1 No. Microbus (Lot No.2) executed on 18 November 2015 and supply completed. Contract for 10 Nos. 4WD (Lot No.1) vehicle executed on 07 January 2016 and supply completed
PD	CEIP-1/G-02	Procurement of 10(ten) Nos. Motor Cycle (125 CC) with accessories and related Services	Nos.	Motor Cycle-10 Nos	OTM(NCB)	WB/IDA	0.0234	09-Jul-15	04-Oct-15	October,2015	Tender was evaluated by BWDB TEC members. Contract executed on 04 October 2015. Supply completed
PD	CEIP-1/G-03	Procurement of Speed Boat with engine & other accessories (Total 9 nos.)	Nos.	Speed Boat-5 Nos	OTM(NCB)	WB/IDA	0.0609				This Package has been excluded from the RDPP.
PD	CEIP-1/G-04	Procurement of a) Computer - (Total 35 Nos, Laptop-10+Desktop-25), b) Colour/Black & White Printer-A3/A4 (Total 20 Nos), c) UPS= (Total 25 Nos), d) IPS = 10 Nos with ancillaries	Nos.	Computers - a) Laptop-5 Nos, Desktop-20 Nos, b) Printer-10 Nos, c) UPS-20 Nos, d) IPS = 10 Nos with ancillaries	OTM(NCB)	WB/IDA	0.0650	19-Mar-14	08-Jun-14	June, 2014	3 Tenders received on 09 April, 2014 and Evaluation done. Work Order issued on 12 May 2014. All Desktop Computer, Laptop, Printer, & UPS with Accessories were received 8-Jun-2014.
PD	CEIP-1/G-05	Engineering Equipment- a) Levelling instrument with accessories (Total-10 Nos), Total Station (Total-5 Nos)	Nos.	a) Levelling instrument - 5 Nos.; b) Total Station-3 Nos	OTM(NCB)	WB/IDA	0.0103	09-Jul-15	04-Oct-15	January,2014	Tender was evaluated by BWDB TEC members. Contract executed on 04 October 2015. Supply completed.

Coastal Embankment Improvement Project, Phase I (CEIP-I)

Contract Approving Authority	Package No	Description of Procurement as per TAPP/DPP Goods	Unit	Quantity	Procurement Method & (Type)	Source of Funds	Estimated Cost/ Contract Price (Million USD)	Invitation for Tender	Signing of Contract	Completion of Contract	Remarks
1	2	3	4	5	6	7	8	9	10	11	12
PD	CEIP-1/G-06	Office equipment with accessories a) Multimedia Projector (Total 4 Nos), b) Air cooler- (Total-10 Nos), c) PABX Intercom System -1 Set, d) Photocopier 10 Nos. e) Fax- 10 Nos., f) Scanner A3 Size- 4 Nos., g) Spiral Binding machine 4 Nos, h) Plotter A0 Size-1 No	Nos.	a) Multimedia Projector- 2 Nos, b) Aircooler- 5 Nos, c) PABX Intercom System- 1 set d) Photocopier- 5 Nos, e) Fax-4 Nos, f) Scanner-2 Nos, g) Spiral Binding Machine- 2 Nos, h) Plotter A0 Size - 1 No	OTM(NCB)	WB/IDA	0.0280	01-Apr-14	09-Jun-14	June,2014	Tender was evaluated by BWDB TEC members. Work Order issued on 01 June 2014. All office equipment was supplied on 9-Jun-2014
PD	CEIP-1/G-07	Furniture (For Project Director, CEIP-1 BWDB, office)	LS	LS	OTM(NCB) /RFQ	WB/IDA	0.0064	Procurement through RFQ	24-Feb-14	February, 2014	All the furniture was supplied on 24-Feb-2014.
PD	CEIP-1/G-08	Procurement of Motor Vehicles a) 4-WD Jeep/Cross Country (Total 15 Nos.) b) Micro Bus- (Total 2 Nos.)	Nos.	Motor Vehicle-05 Nos	OTM(ICB)	WB/IDA	0.4490				This Package has been excluded from the RDPP.
PD	CEIP-1/G-09	Procurement of Motor Cycle- Total= 20 Nos	Nos.	Procurement of Motor Cycle-10 Nos	OTM(NCB)	WB/IDA	0.0190				This Package has been excluded from the RDPP.
PD	CEIP-1/G-10	Procurement of Speed Boat with engine & other accessories (Total 09 nos.)	Nos.	Speed Boat-4 Nos	OTM(NCB)	WB/IDA	0.0510				This Package has been excluded from the RDPP.
PD	CEIP-1/G-11	Procurement of a) Computer- (Total 36 Nos, Laptop-10 + Desktop-25), b) Colour/Black & White Printer (Total 20 Nos), C) UPS= (Total 15 Nos), d) IPS = 10 Nos with ancillaries	Nos.	Computers- a) Laptop-5 Nos, Desktop-5 Nos; b) Printer-10 Nos, c) UPS-5 Nos, d) IPS-5 Nos with ancillaries	OTM(NCB)	WB/IDA	0.0410	06-Jul-17	12-Sep-17	November, 2017	Supply completed on 20 November 2017.

Coastal Embankment Improvement Project, Phase I (CEIP-I)

Contract Approving Authority	Package No	Description of Procurement as per TAPP/DPP Goods	Unit	Quantity	Procurement Method & (Type)	Source of Funds	Estimated Cost/ Contract Price (Million USD)	Invitation for Tender	Signing of Contract	Completion of Contract	Remarks
1	2	3	4	5	6	7	8	9	10	11	12
PD	CEIP-1/G-12	Engineering Equipment -a) Levelling instrument with accessories (Total - 10 Nos) Total Station-) Total- 5 Nos)	Nos.	a) Levelling instrument - 5 Nos.; b) Total Station-2 Nos	OTM(NCB)	WB/IDA	0.0150				This Package has been excluded from the RDPP.
PD	CEIP-1/G-13	Office equipment with accessories a) Multimedia Projector (Total 4 Nos), b) Air cooler- (Total-10 Nos), c) PABX Intercom System -1 Set, d) Photocopier 10 Nos. e) Fax- 10 Nos. f) Scanner A3 Size 4 Nos., g) Spiral Binding machine 4 Nos, h) Plotter A0 Size-1 No.	Nos.	a) MultiMedia Projector- 2 Nos, b) Aircooler- 5 Nos, c) Photocopier- 5 Nos, d) Fax-6 Nos, e) Scanner- 2 Nos, f) Spiral Binding Machine- Mos	OTM(NCB)	WB/IDA	0.0230				This Package has been excluded from the RDPP.
PD	CEIP-1/G-14	Procurement of Motor: Micro Bus – 1 No	Nos.	Micro Bus – 1 No			0.0600				This Package has been excluded from the RDPP.

HOPE=Head of the Procuring Entity

PD=Project Director

N/A = Not Applicable

7.5. Annex 6 Governance Accountability and Action Plan

Issues/Risks/ Objective	Actions	Agency respon- sible	Timeline - Plan	Early Warning Indicators to Trigger Additional Action	Timeline - Actual	Remarks
Institutional Risks						
Need to strengthen capacity to handle large volume procurement, financial management, contract management, communications, and monitoring functions	Establish PMU with internally or externally hired staff as per the agreed Organogram.	BWDB	Key staff recruited 3-6 months after project effectiveness.	Delays in conduct of procurement, execution of contracts and processing of payments.	Effectiveness date Nov 2013. PMU Staffing <u>Project Director</u> – Dec 2013 appointed <u>Deputy PD</u> – appointed Jan 2020 <u>Procurement Spec</u> – Nov 2013 <u>Financial Management Spec</u> - originally March 2015-Feb 2016; filled again Apr 2017-Sep 2019. Currently appointing a replacement. <u>Sr. Environment Spec</u> –April 2015 – July 2018; Contract signed with the replacement 12 Mar 2019, but expired 30 June 2020. <u>Sr. Social Spec</u> – original expert in place Oct 2014-Jan 2017. Contract signed with the replacement in Aug 2017. <u>Sr. Revenue Officer</u> – August 2014 <u>Communication Officer</u> – July 2018. <u>Sr. Forestry Spec.</u> –August 2017. <u>Social Spec./Econ (Field)</u> –July 2017 <u>Environment Spec. (Field)</u> – Oct 2017 Consultancies: <u>Procurement Panel</u> – fully in place between 2014 and mid-2018 when the last of the 3 contracts was completed and not renewed.	All of the PMU staff have been recruited, including Deputy PD. Financial Management Specialist position became vacant on 30 September 2019 and replacement is being appointed. Sr. Environmental Specialist, Sr. Forestry Specialist, Communications Officer, Sr. Revenue Officer and Sr. Social Specialist being recruited or re-signed as incumbents concluded their contracts on 30 June 2020. Same for Environmental Specialist and Social Specialist.
		BWDB	Contracted 1 st year;			

Coastal Embankment Improvement Project, Phase I (CEIP-I)

Issues/Risks/Objective	Actions	Agency responsible	Timeline - Plan	Early Warning Indicators to Trigger Additional Action	Timeline - Actual	Remarks
	Retain existing consultants or engage new consultants for design, construction supervision	BWDB	Contracted 2 nd year		DDCS&PMSC contracted January 2015	
	Contract Third Party M&E functions	BWDB	Contracted 2 nd year		<p>M&E Consultant contracted Oct 2015</p> <p>IPOE – 2 of 5 were hired; remaining 3 viewed by PMU as not needed. IPOE Social contract completed 30 June 2020 and not being renewed. IPOE Environment, Water Management and Polder Expert completed 31 Jan 2018 and not renewed.</p> <p>IPOE/Social Expert was on board since July 2017, but contract expired; currently under recruitment.</p> <p>IPOE Chairman/Environment, Water Management and Polder Expert was in place from Mar 2015 – 30 June 2020 when contract expired; currently new recruitment call underway.</p>	
	Increase frequency of Bank supervision missions, especially during the first 2 years.	WB	At least twice a year		<p>World Bank Missions:</p> <p>Start (FY 2013/14)– 1 mission</p> <p>PY1 (FY 14/15)– 1 mission</p> <p>PY2 (FY 15/16)– 2 missions</p> <p>PY3 (FY 16/17)– 2 missions plus sector-specific missions</p> <p>PY4 (FY 17/18)- 2 missions (Jul/Aug and Feb) plus sector-specific missions</p> <p>PY5 (FY 18/19) – 3 missions (Oct 2018, Feb & May 2019) plus sector-specific missions.</p>	

Coastal Embankment Improvement Project, Phase I (CEIP-I)

Issues/Risks/Objective	Actions	Agency responsible	Timeline - Plan	Early Warning Indicators to Trigger Additional Action	Timeline - Actual	Remarks
					PY6 (FY 19/20) – 2 missions (Oct and Dec 2019) PY7 (FY 20/21) – 1 mission (Aug 2020)	
Need for proactive provision of information and enhanced transparency	Appoint a Communication Specialist as part of the PMU to act as RTI officer (until BWDB engages an RTI officer) in accordance with the RTI Act.	BWDB	3 -6 months after project effectiveness	Lack of information officer or frequent replacement	Communication Officer signed on, but then withdrew before joining (March 2017). NOL given to draft contract on 19 Oct 2017 for new candidate, but he also withdrew. 2 nd ranked candidate cleared by WB but did not appear at negotiations. 3 rd ranked candidate signed draft contract on 10 Apr 2018 and final contract on 01 July 2018. Contract signed 06 Sep 2020 with most recent selected candidate.	
	Quarterly Reporting on Project Implementation by PMU	BWDB	Quarterly		First QPR submitted in Feb 2016 for quarter of Sep-Dec 2015. Consolidated QPRs being prepared routinely.	
	Set up a website and provide regular information on project performance as well as procurement information	BWDB	Website set up by end of Year 1. Website regularly updated	Delays in establishment of website/ publishing information	From inception, notices and procurement results being posted on BWDB website and CPTU website (Ministry of Planning) or UN Development Business. New, easier-to-navigate BWDB website is under development. M&E Consultants have piloted a partial beta version of a web-based PMIS in November 2016, updated in Sep 2017 and improved version available for users as of late 2017.	

Coastal Embankment Improvement Project, Phase I (CEIP-I)

Issues/Risks/Objective	Actions	Agency responsible	Timeline - Plan	Early Warning Indicators to Trigger Additional Action	Timeline - Actual	Remarks
Procurement Risks						
Reduce risk of corruption in procurement.	Retain design of few contracts processed in Dhaka to enhance scrutiny	BWDB	On-going	Procurement red flags in ex ante and ex post review	Procurement packages have been aggregated in size to facilitate scrutiny.	PMU understands and follows procedures that safeguard procurement processes. Contracts of PP expired in 2018 and not renewed as this work is now minimal and being handled by PMU team.
	Publish/agree detailed mapping of procurement processes, including finite list of who has access to documents when in the process	BWDB	On-going	Inconsistencies with 'need to know' principles in procurement mapping, evidence of unauthorized access to information	Documentation and mapping of processes completed December 2015.	
	Enforce ICB procurement guidelines for documentation, timelines, and transparency	BWDB, Bank	On-going		ICB guidelines are enforced.	
	Appoint a Procurement Panel	BWDB	3-6 months after project effectiveness	Panel members not recruited	Int'l Proc. Expert – Nov 2013 Nat'l Proc. Expert – Nov 2013 Int'l Technical Exp. – 2013, with replacement in April 2015	
	Enhance complaints mechanism with reporting established and follow-up guidelines	BWDB	On-going	Nature and frequency of complaints	GRC membership composition confirmed in Dec 2015. Fifteen (15) GRC formed in Package 01 area and 21 in Package 02. As of 31 March 2019, <u>Pkg 01</u> : A total of 151 complaints / grievances have been reported as received by GRC. Out of these, 32 complaints have been resolved at the entry level and the balance 114 cases	

Coastal Embankment Improvement Project, Phase I (CEIP-I)

Issues/Risks/Objective	Actions	Agency responsible	Timeline - Plan	Early Warning Indicators to Trigger Additional Action	Timeline - Actual	Remarks
					have been resolved through investigations and formal hearing by GRC). Remaining 05 lodged grievances have been trying to resolve in entry level by the GRC. <u>Pkg 02</u> : A total of 45 grievances have been lodged – 25 complaints have been resolved at the entry level and the balance 20 cases under process for investigation and formal hearing by GRC	
Potential for or reduce risks of conflict of interest among participants in procurement	Declarations of no conflict of interest by BWDB personnel, including members of PP and bidders Review statements of financial interests encompassing key project staff Require bidders' statements concerning agents and other possible connections to persons involved with procurement.	BWDB BWDB BWDB	BWDB personnel by effectiveness; bidders at submission Within one month of submission At bidding stage		Complied on rolling basis as staff, consultants and contractors join. Not a separate declaration from COI above. Complied on ongoing basis.	Periodic renewal of COI declaration may be considered.
Contract Execution and Project Management Risks						
Avoid collusion of parties involved and ensure transparent management of contracts	BWDB website includes information on contract execution (e.g. gross estimate of completion of works etc.) Establish enhanced complaints mechanism, including ICT	BWDB BWDB	As information becomes available By project effectiveness	Website does not include updated information	Complied on ongoing basis, as information is available. Please see cptu.gov.bd website. Select "Contract Award Notices", MOWR, BWDB. Services have not been uploaded here, but were uploaded to UN Development Business. GRM established in Pkg 01 and 02.	Services are also be uploaded to cptu.gov.bd website within the 30-day window after contract signing.

Coastal Embankment Improvement Project, Phase I (CEIP-I)

Issues/Risks/Objective	Actions	Agency responsible	Timeline - Plan	Early Warning Indicators to Trigger Additional Action	Timeline - Actual	Remarks
	<p>Numerous levels of scrutiny:</p> <ul style="list-style-type: none"> - PD serve as Employer's representative - Construction Supervision Consultant as Engineer - Nominate Resident Engineers at the site - M&E Consultant to oversee project performance 	Construction Consultants, M&E			<p>In place:</p> <p>PD – Nov 2013 to Feb 2016 New PD appointed – Feb 2016 New PD appointed – Jan 2018 New PD appointed – Jan 2019</p> <p>DACS&PMSC – Jan 2015</p> <p>REs nominated – Jan 2015; RE position for Package 01 vacant for over one year as of September 2019. RE position for Package 02 appointed – Nov 2018, but position remains vacant.</p> <p>M&E – Nov 2015</p>	The lack of REs for an extended period represents a substantial risk.
Fraud and Corruption in Delivery of RAP Benefits						
Potential for improper targeting of beneficiaries and/or false delivery	<p>Contract out implementation of RAP to experienced NGOs, with reputable track record for similar programs</p> <p>Ensure third party monitoring by the M&E Consultants</p> <p>Conduct survey among beneficiaries</p>	<p>NGOs</p> <p>M&E</p> <p>M&E</p>	<p>Contract in place</p> <p>Contract in place</p> <p>Unit in place by effectiveness or before</p>	<p>Reviewers (BWDB, WB) receive plausible complaints borne out by frequency or other corroboration</p> <p>Survey results identify improprieties</p>	<p>DACS&PMSC has KMC on its team, charged with looking after the RAP implementation (since Jan 2015).</p> <p>M&E Consultants in place Nov 2015 and developed a Comprehensive M&E Strategy which is being implemented.</p> <p>Baseline survey designed and implemented in early 2016 for Package 01 and early 2018 for Package 02 along with a midline for Pkg 01.</p>	There were some complaints of irregularities. DACS&PMS Consultant has undertaken preliminary investigation.

Coastal Embankment Improvement Project, Phase I (CEIP-I)

Issues/Risks/ Objective	Actions	Agency respon- sible	Timeline - Plan	Early Warning Indicators to Trigger Additional Action	Timeline - Actual	Remarks
	<p>Enhance complaints mechanism, including use of ICT</p> <p>Suo moto disclosure of information</p>	<p>M&E</p> <p>BWDB</p>	<p>Designated office in place by effectiveness, begin implementing expanded disclosure plan three months after effectiveness</p>		<p>In process of being developed.</p> <p>Communication Officer REOI re-advertised in January 2016. Contract signed in March 2017, but expert withdrew before joining. After additional rounds of procurement, officer signed contract on 01 July 2018. Contract concluded on 30 June 2020 and position is currently under recruitment.</p>	

7.6. Annex 7: Key Performance Indicators and Targets per PAD/DPP

Results Framework and Monitoring as of 31 March 2020

Project Development Objectives																
Indicator Name	Core	Unit of Measure	Base line	Cumulative Target Values									Fre-quency	Data Source/ Meth.	Respon-sible for Data Collection	Remarks
				YR1 14/15	YR2 15/16	YR3 16/17	YR4 17/18	YR5 18/19	YR6 19/20	YR7 20/21	YR8 21/22	End Target				
Gross area protected		1000 x ha	-	-	-	-	19.1	35.5	40.8	52.8	66.012	66.012	Annual	BWDB	M&E	Target area for Pkg 1 & 2 are 66.012 (1000 x ha)
<i>Achievement</i>				-	-	4.7	9.9	28.7	31.79	36.05						Pkg 01: 31.61 Pkg 02: 4.44
Direct project beneficiaries from increased resilience to climate change (number) of which female (percentage) %	X	1000 x person	0	0	0	0	208	389	448	579	724 (50%)	724 (50%)	Annual	BWDB	M&E	The beneficiaries are counted in proportion to the share of embankment with earthwork completed. Package 1 & 2 Population 724,202
<i>Achievement</i>				0	0	39	76	248.9	348.75	348.75						
Increase cropping intensity		(%)	140	-	-	-	-	158	167	171	180	180	Annual	BWDB	M&E	Will be calculated via end line survey, though mid-line survey may also show results, in which case they will be reported.
<i>Achievement</i>				-	-	-	-	-	-							
Contingent Emergency Appropriation		Triggered, if requested [Y/N]	NA	NA	NA	NA	NA	NA	NA	NA	NA	NA	NA	BWDB	NA	Not triggered.
<i>Achievement</i>				NA	NA	NA	NA	NA	NA	NA						

Coastal Embankment Improvement Project, Phase I (CEIP-I)

Intermediate Results Indicators																
Indicator Name	Core	Unit of Measure	Base line	Cumulative Target Values									Fre- quency	Data Source/ Meth.	Respon- sible for Data Collection	Remarks
				YR1 14/15	YR2 15/16	YR3 16/17	YR4 17/18	YR5 18/19	YR6 19/20	YR7 20/21	YR8 21/22	End Target				
Length of upgraded embankment		km	0	-	11	68	173	254	309	350	408	408	Annual	BWDB	M&E	
<i>Achievement</i>				-	0.8	27.9	44.25	164.93	197.11	211.85						Pkg 01: 175.344 kms done Pkg 02: 36.506 kms done
Drainage structures replaced		No.	-	-	2	13	34	52	66	75	88	88	Annual	BWDB	M&E	
<i>Achievement</i>				-	0	0	19	35	38	38						All Pkg – Revised target 88 (Pkg 1–38, Pkg 2 – 50) 73 substantially complete; 38 fully done Pkg 01: 38 nos Pkg 02: 22 nos substantially done, with 13 in progress
Drainage structures repaired		No.	-	-	-	-	1	2	4	6	8	8	Annual	BWDB	M&E	
<i>Achievement</i>							0	0	2	2						2 done; 2 in progress
Flushing structures replaced		No.	-	-	3	14	33	47	57	66	77	77	Annual	BWDB	M&E	
<i>Achievement</i>				-	0	0	15	28	29	29						
Flushing inlets repaired		No.	-	-	-	-	8	15	25	35	46	46	Annual	BWDB	M&E	
<i>Achievement</i>							0	12	14	14						Pkg 01: 13 of 14 Pkg 02: 1 of 32

Coastal Embankment Improvement Project, Phase I (CEIP-I)

Length of River Bank Protection		kms				4.25	5.95	7.70	9.00	9.17	9.17	9.17					
<i>Achievement</i>						0.40	1.81	5.95	8.18	8.40							Pkg 01: 4.25 of 4.25 kms Pkg 02: 4.15 of 5.12 kms
Length of Slope Protection		kms				2	5	9.33	18.00	24.00	29.242	29.242	Annual	BWDB	M&E		
<i>Achievement</i>						0.117	3.73	9.33	14.17	15.24							Pkg 01: 14.366 kms Pkg 02: 0.87 kms
Length of Drainage Channels upgraded		kms	0	-	9	52	125	178	224	261	272.61	272.61	Annual	BWDB	M&E		
<i>Achievement</i>				-	-	11	27.5	134.34	157.80	167.98							167.98 kms done Pkg 01: 136.799 kms done Pkg 02: 31.181 kms done
Area restored re/afforested	X	ha	-	-	-	-	-	150	300	450	600	600	Annual	BWDB	M&E		
<i>Achievement</i>				-	-	-	-	208	208	340							
Water Management Organization (WMO)		Nb.	0	-	-	-	-	-	4	8	10	10	Annual	BWDB	M&E/ NGO		
<i>Achievement</i>				-	-	-	-	-	5	7							WMA formation done Khulna – 2 nos. Bagerhat – 2 nos. Pirojpur – 1 nos Barguna – 1 nos
Improved coastal monitoring		Studies	Limited data					1		2	2		Annual	BWDB	M&E		Consultant contract signed October 2018.
<i>Achievement</i>				-	-	-											Both studies in progress with interim reports received
BWDB person-days of training provided	X	No.	0	160	320	480	640	800	960	1080	1200	1200	Annual	BWDB			
<i>Achievement</i>				341; 66 for women (33)	341; 66 for women (33)	341; 66 for women (33)	461; 66 for women (45)	461; 66 for women (45)	461; 66 for women (45)	461; 66 for women (45)							Number of participants in parentheses

Coastal Embankment Improvement Project, Phase I (CEIP-I)

Grievance Redress Committee (GRC)	No.	0		15	15	36	36	36	36	36	36	Annual	BWDB	M&E/ NGO	
<i>Achievement</i>				15	15	36	36	36	36						
Detailed design of future 7 Polders (including EIA, RAP/LAP)	No.	0						7	7	7	7	Annual	BWDB	M&E	
<i>Achievement</i>															All designs completed, with some approvals pending.