



GOVERNMENT OF THE PEOPLE'S REPUBLIC OF BANGLADESH
MINISTRY OF WATER RESOURCES

BANGLADESH WATER DEVELOPMENT BOARD
COASTAL EMBANKMENT IMPROVEMENT PROJECT PHASE-I (CEIP-I)

Financed by World Bank with
Grant Contribution of PPCR - Climate Investment Fund

Annual Progress Report July 2018 – June 2019
including
Quarterly Progress Report No. 15
April-June 2019

Progress Report for 4th Quarter of GoB Fiscal Year 2018-19
Implementation Quarter 18 (since 01 January 2015)

Submitted to:

Project Management Unit
CEIP-1

Prepared by
Sheladia Associates, Inc. (USA)
in association with BETS Consulting Services, Ltd.
Third Party M&E Consultants for Overall Project Implementation
(CONTRACT PACKAGE NO. CEIP-1/ C2/S3)



7 August 2019

BASIC DATA

Country	:	<i>Bangladesh</i>
Project Title	:	Coastal Embankment Improvement Project, Phase-1
Implementing Agency	:	Bangladesh Water Development Board
Report number	:	15
Reporting Period	:	Quarter of April-June 2019, plus summary of 2018/19 Fiscal Year

CURRENCY EQUIVALENTS

(Exchange Rate Effective May 15, 2013)

Currency Unit = Bangladeshi Taka (BDT)

US\$ 1 = BDT 79

Currency Unit = Special Drawing Rights (SDR)

US\$ 1 = SDR 0.66269

FISCAL YEAR

July 1 - June 30

Grant Project Component: Pilot Program for Climate Resilience (PPCR)

2.1.1. Grant Source : Climate Investment Fund

2.1.2. Grant Amount : US\$ 25 Million

2.1.3. Date of Grant Approval : 29 May 2013

US\$ 5 Million are allocated for Project Component C 3 Long Term Monitoring, Research and Analysis of Bangladesh Coastal Zone.

Table i-1: PPCR Expected Disbursements

Pilot Program for Climate Resilience (PPCR) Expected Disbursements (in US\$ Million)								
Fiscal Year	2014	2015	2016	2017	2018	2019	2020	2021
Annual			10	10	5			
Cumulative			10	20	25			

Source: Project Appraisal Document, 2013

Loan IDA

2.2.1. Loan Number / Project ID : No. P128276

2.2.2. Loan Amount : US\$375 Million

2.2.3. Date of Loan Approval : 29 May 2013

2.2.4. Date of Loan Declared Effective /

Project Implementation Start Date : 02 Sep 2013

2.2.5. Expected Closing Date : 31 Dec 2020

Table i-2: IDA Expected Disbursements (US\$ Million)

IDA Expected Disbursements (US\$ Million)								
Fiscal Year	2014	2015	2016	2017	2018	2019	2020	2021
Annual	5	5	10	45	75	75	75	85
Cumulative		10	20	65	140	215	290	375

Source: Project Appraisal Document, 2013

ACRONYMS AND ABBREVIATIONS

ADB	Asian Development Bank
aka	also known as
BDT	Bangladeshi Taka
BFD	Bangladesh Forestry Department
BoQ	Bill of Quantities
BUET	Bangladesh University of Engineering & Technology
BWDB	Bangladesh Water Development Board
C&AG	Controller and Auditor General
C-ESMP	Contractor's Environmental and Social Management Plan
CCGP	Cabinet Committee for Government Purchase
CCL	Cash Compensation Under Law
CEGIS	Center of Excellence for Geospatial Information Science
CEIP	Coastal Embankment Improvement Project
CERC	Contingent Emergency Response Component
CIF	Climate Investment Fund
COI	Conflict of Interest
CPTU	Central Procurement Technical Unit
CQS	Consultant Qualifications-Based Selection
CUL	Compensation Under Law
DA	Designated Account
DC	Deputy Commissioner
DG	Director General
DLAC	District Land Acquisition Committee
DoE	Department of Environment
DSC	Detailed Design, Construction Supervision & Project Management Support Consultants
DDCS&PMSC	Detailed Design, Construction Supervision & Project Management Support Consultants
DVD	Digital Video Disk
EA	Environmental Assessment
EC	Entitlement Cards
ECC	Environmental Clearance Certificate (of DoE)
EHS	Environmental Health and Safety
EIA	Environment Impact Assessment
EP	Entitled Persons
EMF	Environment Management Framework
EMP	Environmental Management Plan
EoI	Expression of Interest

FAPAD	Foreign Aided Project Audit Directorate
F&C	Fraud and Corruption
FGD	Focus Group Discussion
FIDIC	Federation Internationale des Ingenieurs Conseils (French); International Federation of Consulting Engineers
FM	Financial Management
FMS	Financial Management Specialist
FO	Field Office
FY	Fiscal Year
GAAP	Governance and Accountability Action Plan
GBM	Ganges, the Brahmaputra or Jamuna, and the Meghna
GCC	General Conditions of Contract
GCM	Global Climate Model
GIS	Geographic Information System
GoB	Government of People's Republic of Bangladesh
GPS	Global Positioning System
GRC	Grievance Redress Committee
GRM	Grievance Redress Mechanism
ha	hectare
HOPE	Head of the Procuring Entity
HQ	Headquarters
IC	Individual Consultant
ICB	International Competitive Bidding
ICBPQ	International Competitive Bidding with pre-qualification
ICT	Information and Communications Technology
ID	Identification
IDA	International Development Association (World Bank Group)
IFB	Invitation for Bid
IMED	Implementation Monitoring and Evaluation Division (Ministry of Planning)
IOL	Inventory of Losses
IPCC	Intergovernmental Panel on Climate Change
IPDP	Indigenous Peoples Development Plan
IPM	Integrated Pest Management
IPOE	Independent Panel of Expert
IRM	Immediate Response Mechanism
ISM	Implementation Support Mission
IUFR	Interim Unaudited Financial Report
IWM	Institute of Water Modeling

JVS	Joint Verification Survey
km	kilometer
KMC	Knowledge Management Consultants, Ltd. (RAP Team of DDCS&PMSC)
LAP	Land Acquisition Plan
LCS	Labor Contracting Societies
LG	Local Government
LGED	Local Government Engineering Department
MDSP	Multipurpose Disaster Shelter Project
MEAG	M&E Advisory Group
MIS	Management Information System
MoL	Ministry of Lands
MoWR	Ministry of Water Resources
M&E	Monitoring & Evaluation
NCB	National Competitive Bidding
NGO	Non-Government Organization
NID	National ID
NOL	No Objection Letter
NCR	Non-Compliance Register/Record
O&M	Operation and Maintenance
OP	Operation Policy
OTM	Other Method
PAH	Project Affected Household
PAP	Project Affected Person
PAVC	Property Asset Valuation Committee
PC	Polder Committee
PCM	Public Consultation Meeting
PD	Project Director
PDO	Project Development Objectives
PMU	Project Management Unit
PMIS	Project Management Information System
PPCR	Pilot Program for Climate Resilience
PPE	Personal Protective Equipment
PRAC	Physical Relocation Assistance Committee
PRMP	Procurement Risk Mitigation Plan
PSC	Project Steering Committee
PY	Project Year

Q	Quarter
QBS	Quality Based Selection
QPR	Quarterly Progress Report
RAP	Resettlement Action Plan
RE	Resident Engineer
REOI	Request for Expression of Interest
RFP	Request for Proposal
ROW	Right-of-Way
RTI	Right to Information
SAP	Social Action Plan
SDR	Special Drawing Rights
SECU	Social, Environment and Communication Unit
SLR	Sea-Level Rise
SMRPF	Social Management and Resettlement Policy Framework
TA	Technical Assistance
ToR	Terms of Reference
UNDB	United Nations Development Business
USD	United States Dollar
WB	World Bank
WMO	Water Management Organization
WMIP	Water Management Improvement Project
XEN	Executive Engineer

Annual Progress Report 2018/19
including Quarterly Progress Report No. 15
April-June 2019

Table of Contents

BASIC DATA	i
ACRONYMS AND ABBREVIATIONS	ii
EXECUTIVE SUMMARY	xi
1. PROJECT BACKGROUND	1
2. PROJECT INPUTS.....	4
2.1 Finance and Disbursements.....	4
2.2 Project Inputs – Personnel and Equipment	8
2.2.1 Project Organization Chart.....	8
2.2.2 Project Management Unit (PMU).....	9
2.2.3 Detailed Design, Construction Supervision and Project Management Support Consultant (DDCS&PMSC)	9
2.2.4 NGO Consultancy Service to Implement: (a) Social Mobilization with Social Action Plan (including setting up WMOs), (b) Social Afforestation and (c) Integrated Pest Management (IPM) Plan	10
2.2.5 Consultancy Service for Long Term Monitoring, Research and Analysis of Bangladesh Coastal Zone.....	11
2.2.6 Works Contractors	12
2.2.7 Third Party M&E Consultants	16
2.3 Procurement	18
3. STATUS OF PROJECT OUTPUTS BY COMPONENT	24
3.1 Outputs of Component A: Rehabilitation and Improvement of Polders.....	24
3.1.1 Outputs of A1: Rehabilitation and Improvement of Polders –Package 01	24
3.1.2 Outputs of A1: Rehabilitation and Improvement of Polders –Package 02	34
<i>Source: DDCS&PMSC and CHWE data on December 2018 & March 2019, verified by the M&E Consultants based on spot checks.</i>	35
3.1.3 Outputs of A1: Rehabilitation and Improvement of Polders –Package 03	36
3.1.4 Output of A2: (a) Social Mobilization with Social Action Plan (including setting up WMOs), (b) Social Afforestation and (c) Integrated Pest Management (IPM) Plan	36
3.2 Outputs of Component B: Implementation of Social and Environmental Management Frameworks and Plans	37
3.2.1 Outputs of B1: Implementation of Social Action Plans.....	37
3.2.2 Outputs of B2: Implementation of Social Management and Resettlement Policy Framework (SMRPF) and Resettlement Action Plans (RAPs).....	37
3.2.3 Outputs of B3: Implementation of EMF and EMPs.....	47
3.3 Outputs of Component C: Construction Supervision, Project Monitoring and Evaluation and Coastal Zone Monitoring	53
3.3.1 Outputs of C1: Detailed Design and Construction Supervision of Package 01	53

3.3.2	Outputs of C1: Detailed Design and Construction Supervision of Package 02	53
3.3.3	Outputs of C1: Detailed Design and Construction Supervision of Package 03	54
3.3.4	Outputs of C2: Third Party Monitoring and Evaluation of Project.....	55
3.3.5	Outputs of C3: Long-Term Monitoring, Research and Analysis of Bangladesh Coastal Zone	59
3.4	Outputs of Component D: Project Management, Technical Assistance, Training and Strategic Studies	60
3.4.1	Outputs of D1: Project Management Support and Audits.....	60
3.4.2	Outputs of D2: Technical Assistance and Training	61
3.4.3	Outputs of D3: Strategic Studies and Future Project Preparation	61
3.5	Outputs of Component E: Contingent Emergency Response	61
3.5.1	KEY PERFORMANCE INDICATORS.....	62
4.	PLANS FOR THE NEXT TWO QUARTERS AND BEYOND	65
5.1	Planned Outputs for Component A: Rehabilitation and Improvement of Polders.....	65
5.1.1	Planned Outputs of A1: Rehabilitation and Improvement of Polders.....	65
5.1.2	Planned Output of A2: Afforestation	66
5.2	Planned Outputs of Component B: Implementation of Social and Environmental Management Frameworks and Plans	68
5.2.1	Planned Outputs of B1: Implementation of Social Action Plans	68
5.2.2	Planned Outputs of B2: Implementation of Social Management and Resettlement Policy Framework (SMRPF) and Resettlement Action Plans (RAPs).....	68
5.2.3	Planned Outputs of B3: Implementation of EMF and EMPs.....	70
5.3	Planned Outputs of Component C: Construction Supervision, Project Monitoring and Evaluation and Coastal Zone Monitoring	71
5.3.1	Planned Outputs of C1: Detailed Design and Construction Supervision.....	71
5.3.2	Planned Outputs of C2: Third Party M&E Consultants.....	71
5.3.3	Planned Outputs of C3: Long-Term Monitoring, Research and Analysis of Bangladesh Coastal Zone.....	72
5.4	Planned Outputs of Component D: Project Management, Technical Assistance, Training and Strategic Studies	72
5.4.1	Planned Outputs of D1: Project Management Support and Audits.....	72
5.4.2	Planned Outputs of D2: Technical Assistance and Training.....	72
5.4.3	Planned Outputs of D3: Strategic Studies and Future Project Preparation	72
5.5	Planned Outputs of Component E: Contingent Emergency Response.....	72
5.	CONTRACTUAL, LEGAL AND ADMINISTRATIVE MATTERS	73
6.1	Works Contract W-01	73
6.1.1	Performance Bonds and Insurance.....	73
6.1.2	Invoices and Payments.....	73
6.1.3	Contract Modifications	73
6.2	Works Contract W-02	73
6.2.1	Performance Bonds and Insurance.....	73
6.2.2	Invoices and Payments.....	73
6.2.3	Contract Modifications	73
6.3	Works Contract W-02	73
6.3.1	Performance Bonds and Insurance.....	73
6.3.2	Invoices and Payments.....	73

6.3.3	Contract Modifications	74
6.4	Works Contract W-03	74
6.5	DDCS&PMS Consultants Contract	74
6.5.1	Invoices and Payments	74
6.5.2	Contract Modifications	74
6.6	Third Party M&E Consultants Contract.....	74
6.6.1	Invoices and Payments.....	74
6.6.2	Contract Modifications	74
6.	ISSUES AND RECOMMENDATIONS.....	75
ANNEXES 1		
	Annex 1 Map of the Project Area	1
	Annex 2: Basic Characteristics of the Project Polders as per PAD	2
	Annex 3: Overview of PMU Staff	3
	Annex 4 Project Input: Budget and Disbursements	6
	Annex 5 Project Input Procurement Status and Plans.....	8
	Annex 6 Governance Accountability and Action Plan	27
	Annex 7 Key Performance Indicators and Targets per PAD/DPP.....	33

List of Tables

TABLE 1: WORLD BANK DISBURSEMENTS TO CEIP-1 XI

TABLE 2: WORLD BANK DISBURSEMENTS TO CEIP-1..... 4

TABLE 3: REVENUE EXPENDITURES / INPUT COST UP TO 4TH QUARTER OF FY 2018-19 (AS OF 30 JUNE-19)..... 5

TABLE 4: CAPITAL EXPENDITURES / OUTPUT COST AS OF 4TH QUARTER OF FY 2018-19 (AS OF 30 JUNE-19)..... 6

TABLE 5: SHARE OF DISBURSEMENT WHICH IS REVENUE EXPENDITURE - FY 2017-18 6

TABLE 6: STATUS OF DEPLOYMENT OF MOST CRITICAL STAFF OF DDCS&PMS CONSULTANT 9

TABLE 7: DEPLOYMENT OF CONSULTANT’S RAP TEAM FIELD STAFF AS OF 30 JUNE 2019 10

TABLE 8: MANPOWER MOBILIZED BY PACKAGE 01 CONTRACTOR 12

TABLE 9: REQUIRED EQUIPMENT –ESTIMATE OF DDCS&PMSC PACKAGE 01 13

TABLE 10: EQUIPMENT DEPLOYED BY PACKAGE 01 CONTRACTOR AS OF 30 JUNE 2019 13

TABLE 11: MANPOWER MOBILIZED BY PACKAGE 02 CONTRACTOR 14

TABLE 12: EQUIPMENT REQUIREMENTS AND STATUS – PACKAGE 02 15

TABLE 13: EQUIPMENT DEPLOYED BY PACKAGE 02 CONTRACTOR AS OF 30 JUNE 2018 15

TABLE 14: M&E CONSULTANTS STAFF UTILIZATION AS OF 30 JUNE 2019 (MONTH 44 OF 60) 17

TABLE 15: PROCUREMENT STATUS – CONSULTING FIRM SERVICES..... 18

TABLE 16: PROCUREMENT STATUS – INDIVIDUAL CONSULTANT SERVICES 20

TABLE 17: PROCUREMENT STATUS – WORKS 22

TABLE 18: PROCUREMENT STATUS – GOODS..... 22

TABLE 19: NUMBER OF MANUAL AND AUTOMATED CC BLOCK MACHINES BY LOCATION 24

TABLE 20: PRE-CONSTRUCTION CROSS-SECTION SURVEY WORKS SUMMARY-31 MARCH 2019 25

TABLE 21: PACKAGE 01 PROGRESS ON EMBANKMENT RE-SECTIONING/RETIRED IN KMS 26

TABLE 22: PACKAGE 01 PROGRESS ON EMBANKMENT EARTHWORK IN M3..... 26

TABLE 23: SUMMARY OF NUMBER OF HYDRAULIC STRUCTURES IN PROGRESS BY POLDER 27

TABLE 24: STATUS OF PACKAGE 01 DRAINAGE AND FLUSHING SLUICES UNDER CONSTRUCTION 27

TABLE 25: EXCAVATION/RE-EXCAVATION OF DRAINAGE CHANNELS IN M³ AND RATIO LENGTH..... 30

TABLE 26: PACKAGE 01 BANK PROTECTION WORKS - PROGRESS COMPARED TO TARGET 30

TABLE 27: SLOPE PROTECTION WORKS - PROGRESS COMPARED TO TARGET 31

TABLE 28: PLANT-WISE PRODUCTION OF CC BLOCKS IN PACKAGE 01 33

TABLE 29: PACKAGE 01 CC BLOCK PRODUCTION 34

TABLE 30: NUMBER OF TITLED AND NON-TITLED ENTITIES (EXCLUDING TENANTS AND WAGE LABORERS) IN PACKAGE 01 POLDERS. 37

TABLE 31: BREAKDOWN OF NON-TITLED EPs BY POLDER AND CATEGORY IN PACKAGE 01 37

TABLE 32: STATUS OF RELOCATION OF COMPENSATED EPs 38

TABLE 33: PAYMENTS TO TITLED EPs – PACKAGE 01 38

TABLE 34: SUMMARY PROGRESS OF LAP AND RAP IMPLEMENTATION – PACKAGE 01 39

TABLE 35: LAND REQUIREMENT FOR PACKAGE-01 40

TABLE 36: STATUS OF LAND ACQUISITION – PACKAGE 01 40

TABLE 37: FOCUS GROUP FORMATION AND NUMBER OF MEETINGS-PACKAGE 01 41

TABLE 38: STATUS OF LAND ACQUISITION – PACKAGE 02 43

TABLE 39: NUMBER OF EP HOUSEHOLDS – PACKAGE 02 45

TABLE 40: FOCUS GROUP FORMATION AND MEETINGS-PACKAGE 02 45

TABLE 41: PROJECT-AFFECTED RAKHINE PEOPLE 45

TABLE 42: STATUS OF ID PREPARATION FOR EPs OF PACKAGE 02 46

TABLE 43: STATUS OF LAP & RAP FOR PACKAGE 03 47

TABLE 44: STATUS OF EIA PREPARATION 48

TABLE 45: ENVIRONMENTAL TRAINING OF CONTRACTOR EXPATRIATE AND LOCAL WORKERS - PACKAGE W-01 50

TABLE 46: ENVIRONMENTAL TRAINING OF CONTRACTOR EXPATRIATE AND LOCAL WORKERS - PACKAGE W-02 DURING APRIL-JUNE 2019 50

TABLE 47: ACHIEVEMENT OF AFFORESTATION IN 2018-19	52
TABLE 48: STATUS OF DESIGN FOR PACKAGE 02	53
TABLE 49: STATUS OF DESIGN FOR PACKAGE 03	55
TABLE 50: M&E ACHIEVEMENT VERSUS PLAN	56
TABLE 51: STATUS OF PMU INSTITUTIONAL SETUP.....	60
TABLE 52: STATUS OF FINANCIAL MANAGEMENT ARRANGEMENTS	61
TABLE 53: SUMMARY STATUS OF KEY PERFORMANCE INDICATORS PER PAD/DPP	62
TABLE 54: ESTIMATE OF AREA AND POPULATION PROTECTED BY THE EMBANKMENT WORKS AS OF 30 JUNE 2019	64

List of Figures

FIGURE ES-1: DISBURSEMENT BY THE WORLD BANK TO CEIP-1	XII
FIGURE ES-2: ACTUAL AND PROJECTED DISBURSEMENTS AS OF 30 JUNE 2019 (USD MILLION)	XII
FIGURE 3: DISBURSEMENT BY THE WORLD BANK TO CEIP-1	4
FIGURE 4: ACTUAL AND PROJECTED PROJECT EXPENDITURES UP TO DECEMBER 2020.....	7
FIGURE 5: PROJECT ORGANIZATION CHART	8
FIGURE 6: COMPARISON OF EQUIPMENT AVAILABLE AND REQUIRED – PACKAGE 01	14
FIGURE 7: COMPARISON OF EQUIPMENT AVAILABLE AND REQUIRED – PACKAGE 02	16
FIGURE 8: CUMULATIVE GRIEVANCES – PACKAGE 01	42

Annual Progress Report 2017/18 including Quarterly Progress Report No. 15 April-June 2019

EXECUTIVE SUMMARY

Introduction

This Quarterly Progress Report (QPR) presents the status of project inputs and outputs and provides information on the activities, processes, accomplishments, constraints, issues and recommendations for the April-June 2019 quarter and annual progress report July 2018-June 2019. It covers all consultancies and contracts of the Project and thus is a consolidated progress report.

The QPRs and Annual Report are intended to provide the Project Director, Project Steering Committee (PSC) and World Bank with information on emerging issues as well as a record of the project as it evolved through the last quarter. It is intended to also show the plans for the project overall, and specifically the next two quarters and to report progress against the respective targets. Should delay occur the report aims to alert as to the potential impact which such delay may have on the project schedule overall. The report consolidates the individual reports of several implementing partners under the project. These partners will present their own data. In general, such data would be incorporated as it was reported and the PMU and the M&E team may also verify data independently.

The Executive Summary contains the following sections:

- Summary of Achievements during the Quarter and Annual
- Issues and Recommendations
- Summary of Plans for Next Two Quarters

Summary of Achievements during the Quarter

Disbursements from the World Bank to the Project

Cumulative figures of disbursements from the World Bank (and PPCR) to the BWDB appear below, converted from BDT to USD at a rate of 79 BDT per USD.

Disbursements to the Project stand at 48.36% of the total amount which is up from 41.71% in the prior quarter and up from the prior fiscal year's 25.72%. The total disbursed to date is \$193.5 million comprised of IDA Credit US\$169.0 million plus Trust Fund PPCR Grant US\$ 24.5 million.

Table 1: World Bank Disbursements to CEIP-1

Cumulative as of Given Date	IDA Credit	PPCR Grant	Total	As % of Total Project Cost
	(USD million)	(USD million)	(USD million)	
30-Jun-19	168.965	24.474	193.439	48.36%
31-Mar-19	146.856	20.000	166.856	41.71%
31-Dec-18	141.290	20.000	161.290	40.32%
30-Sep-18	121.500	20.000	141.500	35.38%
30-Jun-18	82.871	20.000	102.871	25.72%
30-Jun-17	38.481	16.876	55.357	13.84%
30-Jun-16	17.215	8.608	25.823	6.46%

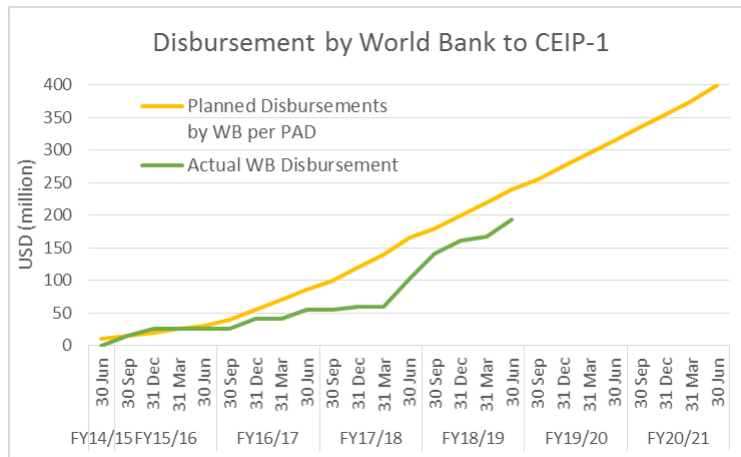


Figure 1: Disbursement by the World Bank to CEIP-1

Figure 1 compares the actual disbursement to the project with the planned disbursement levels as per the Project Appraisal Document. There has been a dramatic improvement during the last 6 quarters as works and land acquisition expenditures have accelerated.

Disbursements by the Project

As of June 2019, the Loan had become effective for 70 months. According to the IMED reports prepared by PMU (and using the original exchange rate of BDT 79 per USD), total disbursement by the project is as follows:

- June 2019 - US\$173.6 million, or 43.4% of total project cost
- June 2018 - US\$97.0 million, or 23.4% of total
- June 2017 - US\$50.4 million, or 12.6% of total

In the prior quarter (31 March 2019), the total cumulative disbursements reached US\$126.97 million, or 31.8% of total project cost.

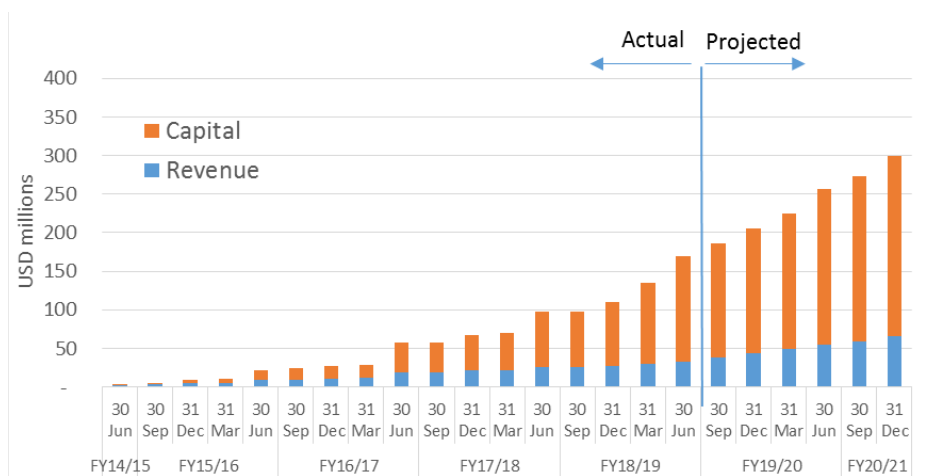


Figure 2: Actual and Projected Disbursements as of 30 June 2019 (USD million)

A total of \$82.28 million was projected to be expended during the current FY 2018-19 (adjusted downward from \$101 million) broken down as about \$80.28 m from the IDA credit and \$5.0 m from



the PPCR Trust Fund. During the year, \$76.6 m has been expended, which is a substantial achievement. The disbursement record along with projection is depicted in Figure ES-2.

Annex 4 provides further details on the status on Finance and Disbursements by the Project.

Institutional Arrangements

The PMU is staffed with qualified and dedicated professionals, and most key positions have been filled. The PD position has been filled continuously, but the Deputy PD position has not been filled to date. Ten individual consultants are in place. The 3-member procurement panel has completed its work as has the IPOE for Environment and Water Management. The PMU is recommending that the three additional IPOE expert positions be dropped.

Procurement

Key procurement activities undertaken during the quarter include:

- Non-Governmental Organization (NGO) Services to Implement (1) Social Mobilization with Social Action Plan (incl. setting up WMOs); (2) Social afforestation and (3) Integrated Pest Management Plan is being procured in five packages. Three were signed on 24 February 2019 and two during the current quarter as follows:
 - Package S01-D (Barguna District) – Contract was signed on 2 May 2019.
 - Package S01-E (Patuakhali District) – Contract was signed on 2 May 2019.
- The Terms of Reference for the Consultancy for Feasibility Studies and Preparation of Design for Next Phases of CEIP was reviewed by BWDB and sent to the WB for review on 14 April 2019.

Works – Contract 01

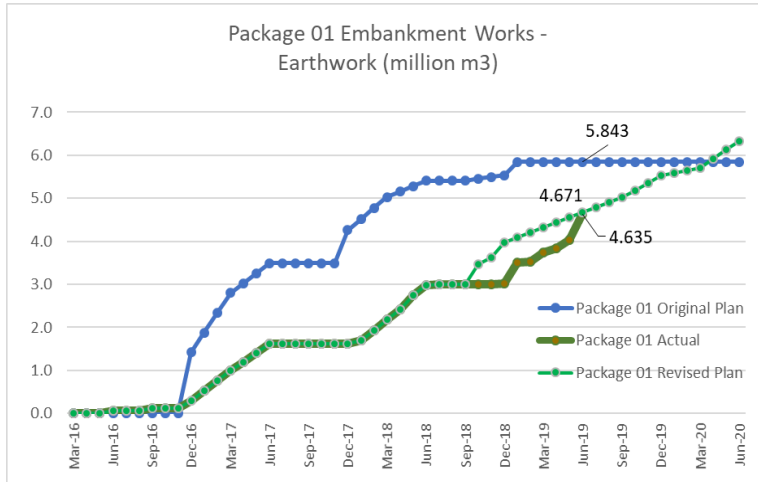
Contractor : CHWE (China)
Contract Signature Date : 01 November 2015
Notice to Commence : 26 January 2016
Original Contract Duration : 36 months to 25 January 2019
Proposed Revised Duration: 53 months to 25 June 2020

Physical progress was slow in the first 18 months, but improved substantially thereafter starting with the 2017/18 construction season. A revised Work Program was approved in August 2018 which shows completion in June 2020 – an extension of 17 months.

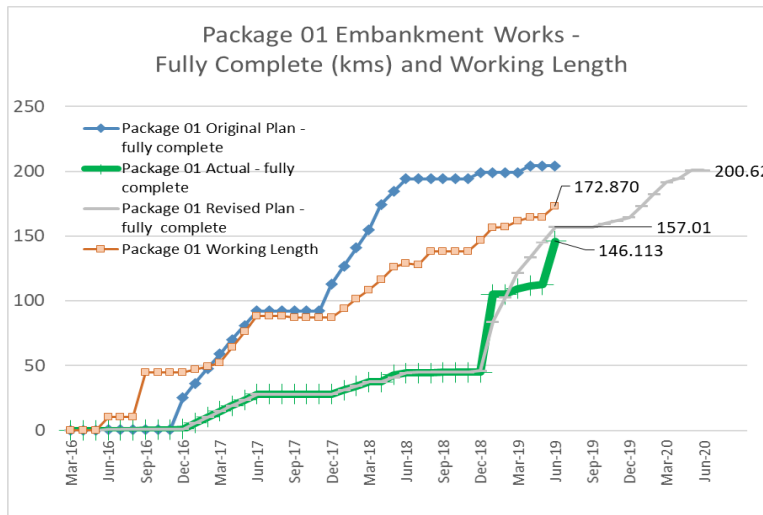
The current year and quarter saw remarkable progress. At the 41-month mark (77% of time consumed considering the new completion date), progress stands at 79% complete by the Consultant’s calculation up from 71.2% in the prior quarter and 50.8% as of one year ago.

Coastal Embankment Improvement Project, Phase I (CEIP-I)

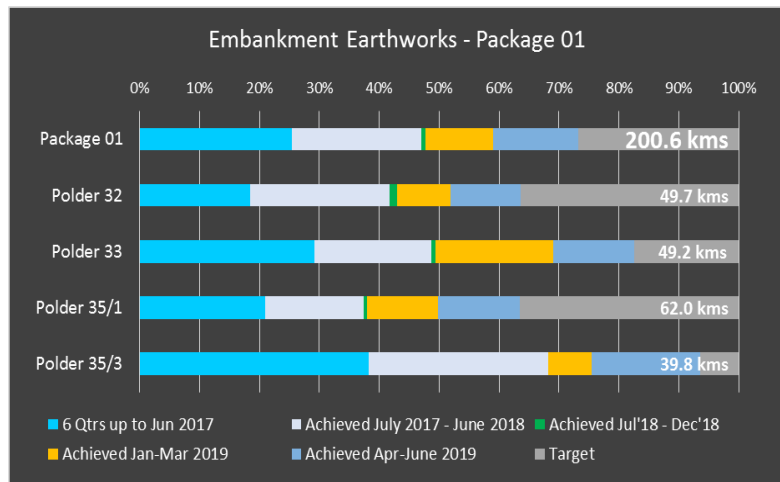
Physical progress as of June 2019 is shown in the figures which follow, comparing it to the status of previous quarters and years. Embankment works stand at 75.8% complete in terms of cubic meters of earthwork up from 58.9% in June 2018 and 68.2% in March 2019, which is a very good level of progress.



The working length of embankments as of 30 June 2019 stands at 172.87 kms of which 146.11 kms are fully completed. This compares to the June 2018 level of 128.88 kms working length of which 44.25 kms were fully completed and 161.79 kms working length of which 109.69 kms were fully done in March 2019.



While Package 01 have achieved 73.2% progress for embankment earth-works in cubic meter terms, there is variability across polders. Polder 35/3 is the furthest advanced at 93.6% complete, Polder 33 at 82.6% complete, then Polder 32 at 63.6% and 35/1 approaching 63.5%.



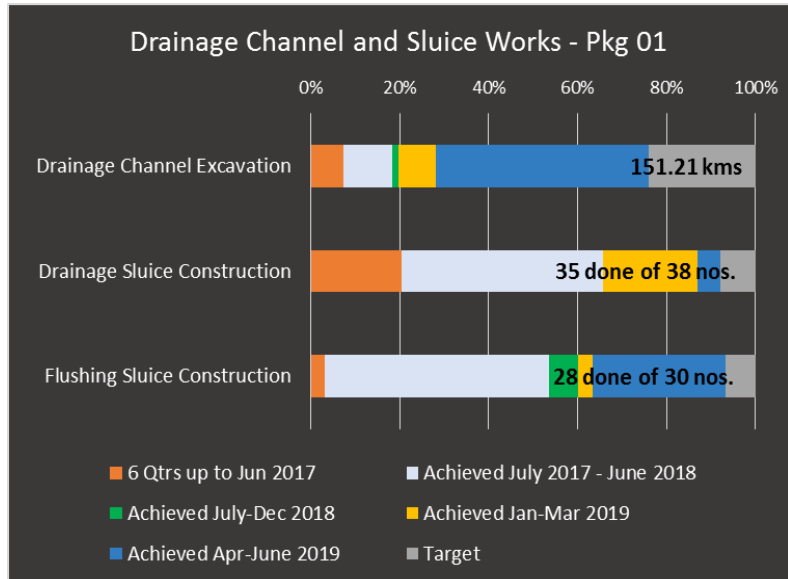
As to drainage channels and sluice works, progress is calculated by summing the percent completion on all such works.



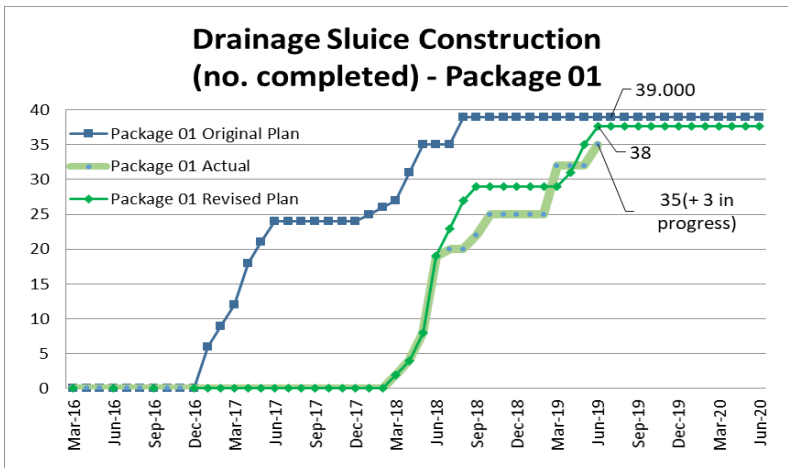
Drainage channel work is 76.0% complete as of June 2019 compared to 19.4% one year earlier in June 2018.

Drainage sluice construction stands at 92.1% complete this year versus 66.7% one year earlier.

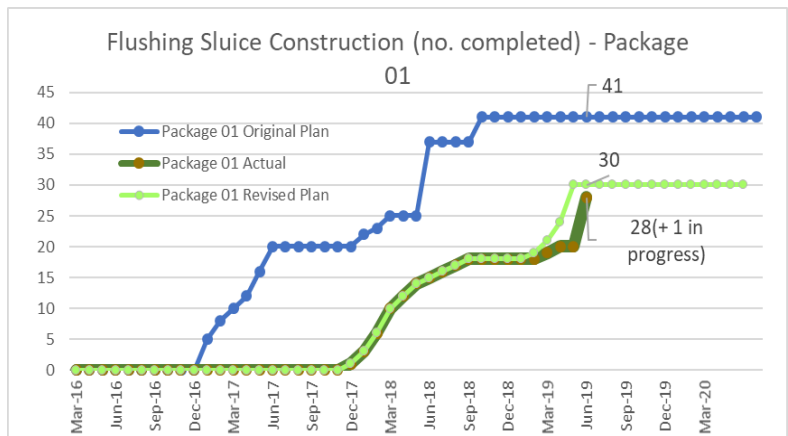
Flushing sluice work is 93.3% complete compared to 41.5% in the prior year.



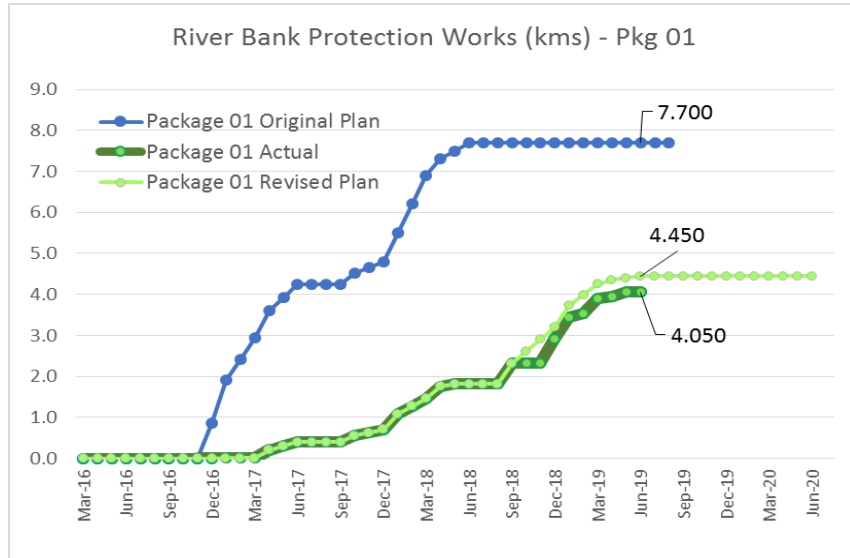
The Package 01 contractor is working on 38 drainage sluices with 35 nos fully completed and the remaining 3 are more than 97% complete. This is up from 32 fully completed in the prior year.



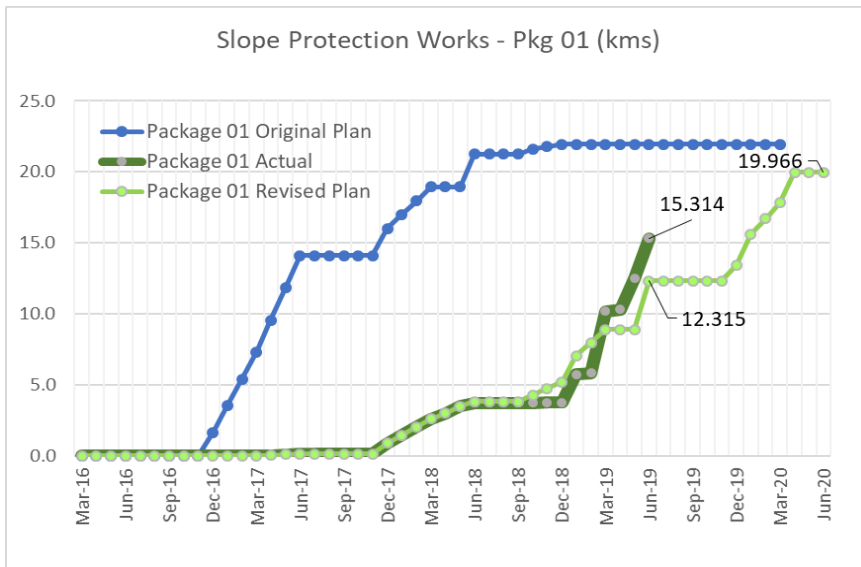
The Package 01 contractor is working on 29 flushing sluices of which 28 are fully completed. This is up from 15 nos completed in the prior year and 19 in the prior quarter.



Bank protection works stood at 4.05 kms out of 4.45 kms to be done. This is up from 3.89 in the prior quarter and 1.81 in the previous year.

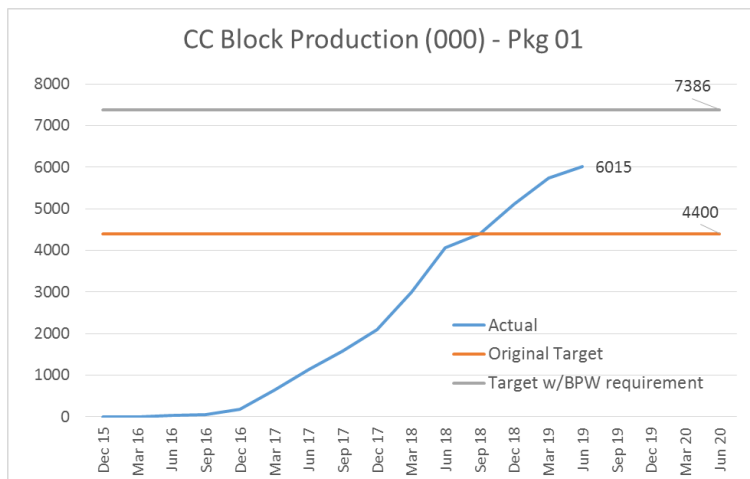


Slope protection works stand at 15.314 kms done out of 19.996 kms. This is up dramatically from 3.73 kms in the previous year and 10.35 kms in the prior quarter.



Package 01 CC block production has progressed as follows:

30 Jun 2019	6.015 million
31 Mar 2019	5.738 million
31 Dec 2018	5.118 million
30 Sep 2018	4.470 million
30 Jun 2018	4.056 million
31 Mar 2018	2.994 million
31 Dec 2017	2.097 million
30 Sep 2017	1.586 million
30 Jun 2017	1.140 million



There has been a decrease in the production rate of CC blocks over the past year (and especially the last quarter). Current production has reached 81.4% of the estimated 7.4 million (estimated quantity as per variation order no 2) that must be produced compared to 54.8% level one year back and 15.4% two years back. The achievement this quarter was 3.8% of total required production compared to 8.7% in the prior quarter. At the current quarter’s rate of production, it would take until September 2020 to reach the required number of CC blocks; this is beyond the contract completion date of 25 June 2020. Production rates must return to near previous levels.

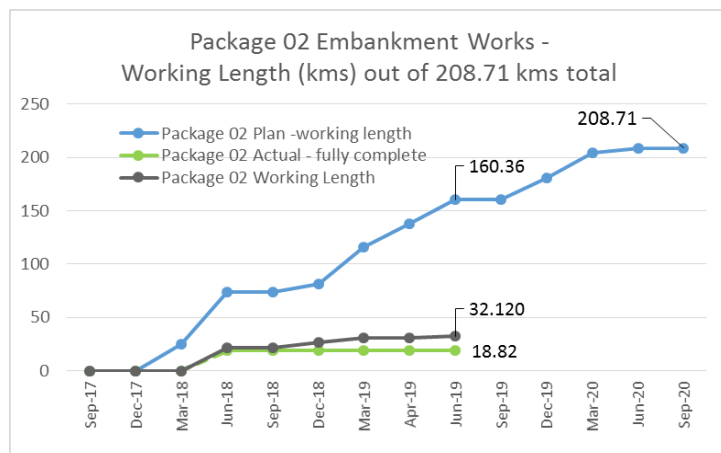
Works – Contract 02

Contractor : CICO (China)
 Contract Signature Date : 08 March 2017
 Notice to Commence : 12 July 2017
 Contract Duration : 42 months

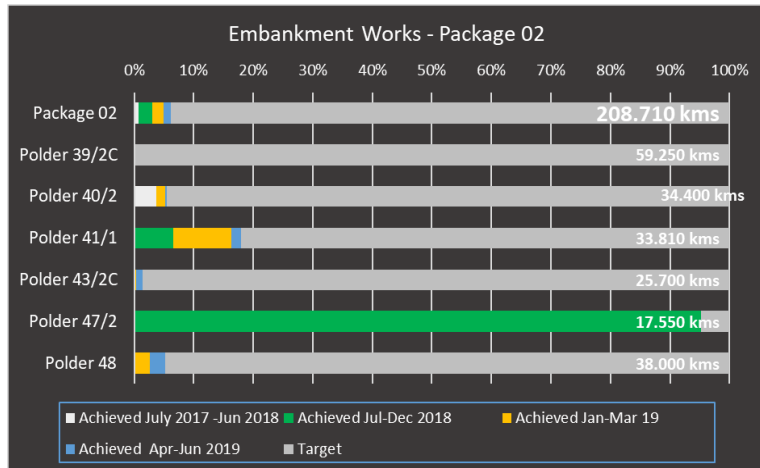
- Mobilization and physical progress have been very slow, but there has been some improvement in the quarter just completed. As of June 2019, 23.5 months of this 42-month contract period have elapsed, or 56% of the time. Works overall stand at 27.8% complete by the Consultant’s calculation, up from 20.6 % in December. At this rate of performance though (7.2% over a 6-month period), and with 72.2% of the work remaining, the Contractor would need 60 more months to complete the work – and that is without any rainy seasons! This performance level is now comparable to the performance of the Package 01 Contractor at a similar point in time after notice to proceed, but since the Package 01 Contractor performed poorly during its first half this simply means that the Package 02 Contractor will have to improve dramatically, just as the Contractor for Package 01 had done.
- Out of 50 nos of drainage sluices, the contractor is working on 19 that are essentially complete.
- Out of 53 nos of flushing sluices, the contractor is working on 14 that are essentially complete.
- 369,691 nos of CC blocks have been produced in the last quarter for a cumulative production to date of 3,529,824 nos of CC blocks as of 30 June 2019 compared to a requirement of 11.3 million blocks.
- Emergency works were undertaken in five locations in three Polders.

The following figures present some of the works achieved to date.

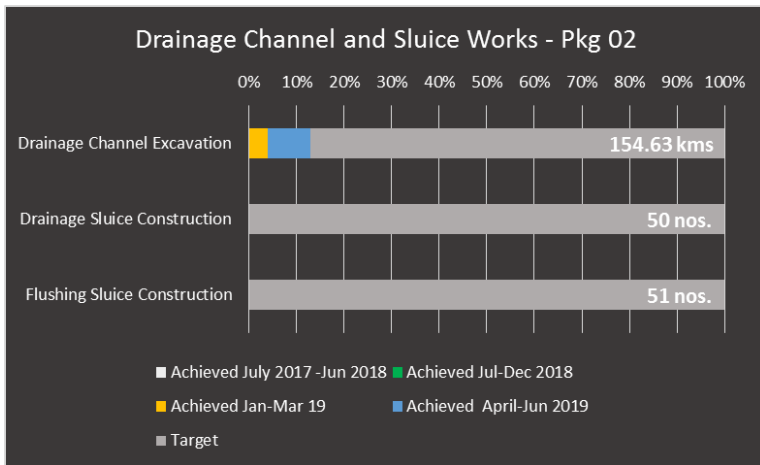
The working length of embankments as of 30 June 2019 stands at 32.12 kms, of which 18.82 kms are fully completed. Fully complete length has barely increased from year ago level of 18.60 kms and working length stood at 21.9 kms one year ago.



The initial effort in embankment works focused almost exclusively on Polder 40/2, but during the past year the earthworks on Polder 47/2 have been almost completed and is recently getting underway in Polder 41/1. Overall, only about 6.1% of embankment earthworks have been done in the two years since commencement.

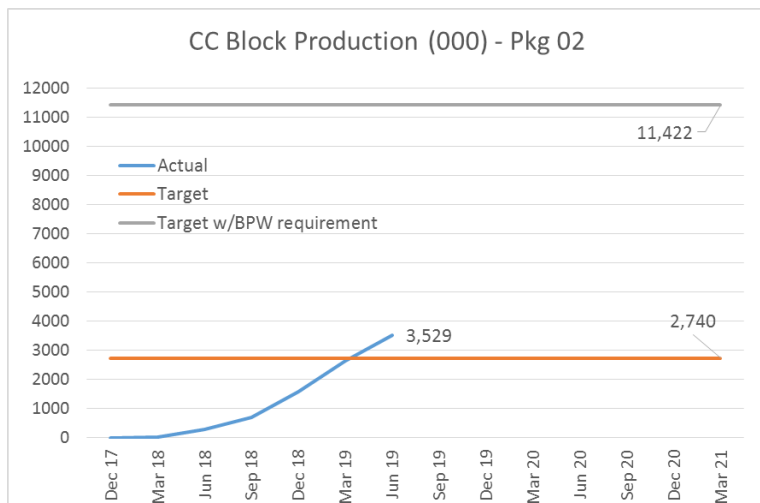


Except polder 39/2C, work has been started on drainage channels, for a total of 20.068 kms in Package 02. The Package 2 requirement is for 154.63 kms.



As for structures, 19 drainage sluices and 14 flushing sluices are nearing completion.

CC block production as of 30 June 2019 reached 30.9% of the total required. The most recent quarter saw a good rate of production at 7.8% of the total requirement. At this rate, the total can be reached in 9 quarters, or only by September 2021. Clearly, the production must be scaled up to reach the target before the contract end date.



Design and Supervision

The Consultants for a) Detailed Engineering Design and Construction Supervision for remaining Polders, b) Project Management Support, c) Preparation of EIA of remaining Polders and d) RAP (hereafter DDCS&PMSC) have been in place since January 2015 and have been carrying on their



work diligently. The DDSC&PMSC is comprised of Royal HaskoningDHV in association with DevCon/KMC/CEGIS, DPM, IWM and DHI.

All detailed designs have been completed for Package 01 works prior to the current year, based on modeling that determined the design parameters as well as geotechnical surveys and investigations. Revisions are being made as needed based on field conditions. The Consultants also oversaw the survey and design work undertaken by the Works Contractor for Package 01.

The detailed working designs for all Package 02 embankment, drainage channel, drainage sluice, flushing sluice, riverbank protection and slope protection designs have been completed by the DDSC&PMS Consultants and approved by BWDB Design Circle in the quarter ending June 2018.

Design work was completed in the current quarter for the flood wall and design approval is still required for the flood wall and for the 8 closures.

The design of Package 03 polders commenced during the October-December 2016 quarter and stood at about 25% complete as of 30 June 2018, essentially unchanged in the prior 1.5 years. The Consultant completed the designs for Package 03 in the April-June 2019 quarter so they have now reached 100% level.

SI	Item	Package 03 Target	31 Mar 2019		30 June 2019	
			Designed	Approved	Designed	Approved
1	Embankment (kms)	208.71	208.71	208.71	208.71	208.71
2	Drainage Channel (kms)	188.00	0	0	188.00	188.00
3	Drainage Sluice (no.)	50	27	27	50	50
4	Flushing Sluice (no.)	70	0	0	70	70
5	Riverbank Protection (kms)	5.39	0	0	5.39	5.39
6	Embankment Slope (kms)	9.387	0	0	9.387	9.387

Environment

Supplemental EIA reports of Additional bank Protection works at package 01 areas

For the supplemental EIA reports of Additional Bank Protection Works of Package 01 polders, comments from WB have been received. The DDSC & PMS Consultants have submitted the revised EIA. Concurrence from WB is pending.

Package 01

ECC of the Package has been renewed by DoE in the January-March 2019 quarter.

The World Bank accepted the 4 EAPs of W-01 during the January-March 2019 quarter and instructed they be translated into Chinese and Bengali language. However, the World Bank came with further comments; those were addressed and the revised documents were again submitted to the Bank during the last quarter and subsequently approved. The documents have been translated into Bengali and Chinese. The Contractor is also submitting completed environmental checklists to DDSC&PMSC twice monthly. Training events were conducted during the reporting period and 3,406 participants (staff and workers, allowing for multiple counting of individuals trained more than once) have received environment, health and safety training by the Package 01 Contractor this quarter. This compares with 3,503 participants trained in the January-March 2019 period.

Package 02

ECC of the Package has been renewed by DoE in the January-March 2019 quarter.

The updated C-ESMPs for the 6 six Polders of Package-2 were updated during the March-June period.

Package 03

WB has responded with comments after reviewing 7 EIAs of all polders of Package 03. DDCS&PMS Consultant addressed the comments of WB and the revised EIAs were submitted to WB during the reporting period. The concurrence from WB is pending.

3rd Annual Environmental Audit

The M&E Consultants completed the audit and submitted the Environmental Audit Report by 07 February 2019 covering January-December 2018. As suggested by the World Bank, the contractors of both packages prepared an action plan to comply with the recommendations of the audit during the reporting period.

Bi-Annual Environmental Monitoring Report

The Bi-Annual Environmental Monitoring Report #5 and #6 were submitted during the year covering January-June 2018 and July-December 2018 respectively. The report covering January- June 2019 is under preparation.

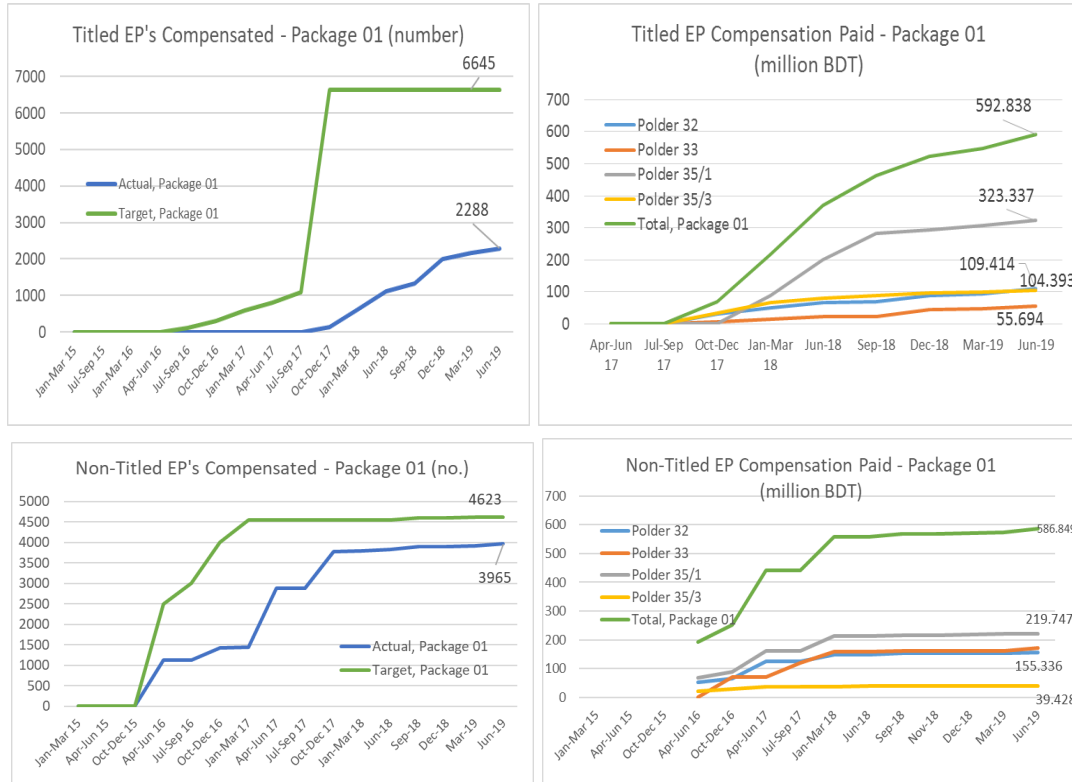
RAP/LAP Preparation and Implementation

Status and key accomplishments during the quarter are:

Package 01

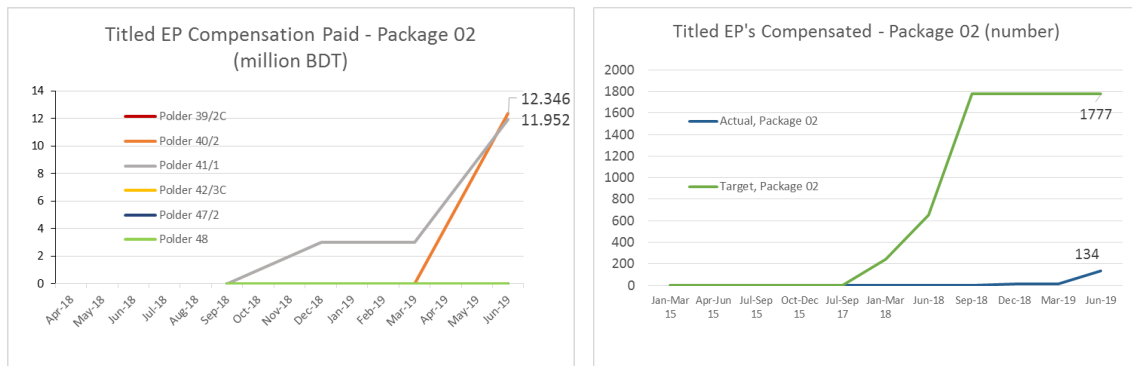
- An additional 135 titled landholders were compensated for their land during the quarter, bringing the number to 2288 EPs, for a total payment of BDT 592 million up from BDT 548 million in the prior quarter. Progress in terms of number of landholders compensated is 34% up from 32% in the prior quarter and double the number of landholders from a year earlier when 1113 titled landholders had been paid.
- 86% of non-titled EPs have been compensated and 97.46% of these EPs (96.38% of all non-titled EPs) have relocated the right-of-way (ROW) as of 30 June 2019. Amount of compensation paid to non-titled EPs so far is BDT 586.8 million and the number of EPs compensated is 3965 out of 4618 total.
- The 12th indents for the remaining non-titled EPs are ready to be disbursed.
- PMU is pro-actively facilitating the payment of compensation for land by DCs to an increased number of titled EPs (currently 2288 nos out of 6645 nos have been compensated).
- To date, 151 grievances have been raised with 33 resolved on the spot and 114 resolved by GRC. There are reportedly 5 grievances pending.

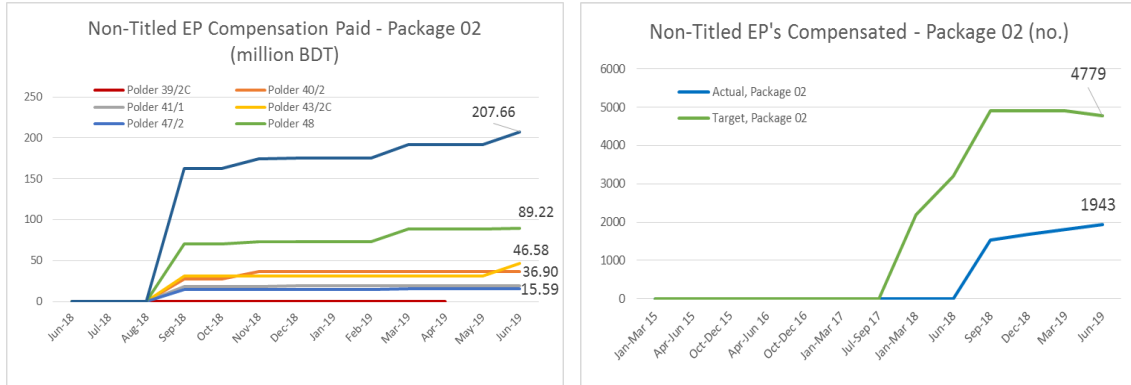
Coastal Embankment Improvement Project, Phase I (CEIP-I)



Package 02

- Out of 1777 nos of titled EPs, a total of 154 nos have been compensated during the quarter, for a total payment BDT for a total payment of BDT 24.29 million.
- Out of 4779 nos of non-titled EPs, a total of 1943 nos have been compensated during the quarter, for a total payment BDT 207.66 million.
- Unit rates have been fixed by PAVC for Polders 40/2, 41/1, 43/2C, 47/2 and 48.
- As of the Oct-Dec 2018 quarter, all PAVCs have been formed.





Monitoring and Evaluation

Key accomplishments April-June 2019 include:

- In process of cleaning data from the second round Baseline Survey for Package 02 households and mid-line survey for Package 01 households covering general population, PAHs and comparison households.
- Prepared the 14th Quarterly Progress Report
- Reviewed and commented on the Inception Reports of the NGOs
- Reviewed and commented on progress reports of DDCS&PMS Consultants
- Made field visits for monitoring of implementation, physical progress, and safeguards compliance and consultation with PAPs.
- Web based PMIS is now on Live – www.ceip-bwdb.gov.bd
- Advanced the development of the web-based PMIS.

Administration

During the year, a draft DPP proposal was submitted to the World Bank through ERD focusing on the re-allocation of Package 03 budget to cover additional Bank Protection Works and Land Acquisition fund shortfall. This proposal is currently under discussion.



Issues and Recommendations

New Issues

Issue QPR15-1: Communities Near Newly-Constructed Drainage Sluices that are In Operation Are Experiencing Problems

Status:

Five drainage sluices in Polders 32 and 35/3 have been completed and have been in operation now for nearly six months. At each location, community members are reporting that they continue to suffer from salinity and/or waterlogging – in some cases the gates are not closed and it is not clear if this is a physical issue or a social one where the more powerful shrimp producers are intentionally allowing brackish water to enter. It could be one or both, depending on the particular site. This could very well be the consequence of the absence of WMOs wherein the protocol for gate operation would be decided by an executive committee elected by the general membership.

Recommendation:

The M&E Consultants and the DDCS&PMS Consultants should visit the sites to determine the cause of gates not being fully closed. In cases where it is found to be a physical issue, rectification would be undertaken and the Contractor should monitor water quality (specifically, salinity and pH) in the area affected in the interior of the polder. In cases where it is a social issue, the NGO responsible for the WMO formation and any ad hoc WMO committee already in place should be made aware of the issue so they may take it up with the competing interests in the community.

Issue QPR15-2: Long Term Monitoring Consultant's Progress is Weak

Status:

Long Term Monitoring team have not met their targets as per inception report as follows

Delivery	Description	Output/Reports	Due Date (months after commencement)	Date of Submission
D3	Data	Data Reports, Inventory, Quality Checks, etc.	Month 9 28 July 2019	Not yet submitted
		Database Design Report	Month 9 28 July 2019	Not yet submitted
		GIS Based Maps	Month 9 28 July 2019	Not yet submitted
		Supply of Model Boundary Data (Various)	Month 9 28 July 2019	Not yet submitted
D 6.1	Updated Parameters	Detailed Delivery Plan	Month 6 28 April 2019	Not yet submitted
D 6.2	Polder Management	Detailed Delivery Plan	Month 6 28 April 2019	Not yet submitted
D 8	Macro	Action Plan for Capacity Building	Month 6 28 April 2019	Not yet submitted

The Long term monitoring contract signing date was 02 October 2018 and the Consultants commenced work on 28 October 2018.

Recommendation:

- Consultant should accelerate their work otherwise it will be not possible to meet the deliverables schedule and complete the services on time. A revised realistic timetable for deliverables should be prepared within the original duration of the contract and the Consultant should commit to meet these new deadlines. Phase 2 preparation will depend on the output from this Consultancy.

Issue QPR15-2: DDCS&PMS Consultants do not meet all tasks of LAP preparation as per contract

Status:

DDCS&PMS Consultants have not fully addressed the following tasks of LAP preparation as per their contract.

1. By land use - carry out land survey and identify the footprints of the existing and proposed embankment in terms of land ownership (private, BWDB owned, Khash, etc.)
2. Digitize all cadaster maps with geo-references of plot boundaries, embankment footprints (toe lines of existing embankment and proposed embankments), ownership and land use (embankment, agricultural, residential, fishery, forestry, vacant, etc.);
3. Establish links with ownership data and references of ownership documents with the digital cadaster maps developed in consultation with the BWDB's department of land and revenue (DLR), office of the assistant commissioner (land) and the union level Tahsil offices;
4. Prepare LA plans and LA proposals for each polder by district for acquisition of additional lands for embankment and sluices with diversion channel and link the LA plans with the ALMS.
5. The ALMS will be established at PMU, BWDB having terminals in the field offices with network connections and transferred to the DLR after the project life for use in subsequent other projects in BWDB.

Recommendation:

The DDCS&PMS Consultants should prepare a detailed action plan that is time-bound to meet the LAP-related part of their scope of work. LAP preparation generally involves the following:

- Multiple location-wise Land Management data
- Digital representation of cadastral maps & revenue maps with the plot number
- Central Repository of all the land related data, Owner details etc.
- Pictorial representation of Land Map on Satellite image / Google map
- Viewing of daily Land Acquisition status on color coded thematic map
- Upload & find any kind of document related to land with effective & easy document management
- Customized report generation with graphical representation on charts, graphs with dashboard
- Land Cost Estimation, Calculation & Payment to the Land owner
- Managing Rehabilitation & Resettlement (R&R) policies for the project affected families

Red Flag Issues Unresolved from Prior Quarters

All of the “red flag” issues – new and old – are both urgent and important and they must be pursued in parallel.

The most urgent of these from prior quarters are:

- A decision is needed on the restructuring of the project, inclusion of Package 03, time extension for CEIP-1 and re-allocation and augmentation of budget. The loan agreement and DPP must be revised accordingly.
- The progress of works is the most critical issue, especially in Package 02.
- The River Bank Protection Works are also important as the project’s objectives would be defeated in those polders where such works are required. Funding must be allocated and the engineering design should be subjected to value engineering analysis.
- Budget for additional bank protection works must be allocated as quickly as possible. The BWDB is preparing a separate project for this purpose.
- The resettlement and land acquisition processes are also particularly worrisome, given the length of time it is taking on Package 01 so far. While the first RAP was prepared in 2015, it took almost one year to make the first payment to non-titled EPs and payments to the actual landowners has only started in the 2017/2018 fiscal year even though PMU has deposited funds with the DCs over 18 months earlier. Possession of land has been transferred by DC to BWDB for all four polders of Package 01, but the title-holders must be compensated, or donate their land, before it can be used as per World Bank safeguard principles. Now, after 3.5 years (June 2019) compensation to titled land-holders in Package 01 stands at 34% of EPs, though the percent of land acquired is much higher.

The issues bulleted below represent the full list of most critical among the issues remaining unresolved from prior quarters. The numbering scheme relates to the quarterly report in which the issue was first raised, followed by the serial number of the issue in that report.

- **R** Issue QPR13-1: **Issue QPR13-1: Decision is Needed on Project Restructuring and Additional Financing if Package 03 is to Proceed and Package 02 is to complete its land acquisition program.** Due principally but not exclusively to land acquisition costs, the current budget will not be sufficient. Part of the Package 02 works depend on allocation of additional funds for land acquisition. World Bank and BWDB began to discuss restructuring during the February 2019 Implementation Support and Review Mission but a decision must be made soon if the land acquisition required by Package 02 is to be implemented. Revise DPP and restructure the project as required.
- **R** Issue QPR12-1: **Package 02 Contractor physical progress is weak.** Comparing to Package 01 Contractor’s progress five quarters after notice to proceed, the Contractor for Package 02 is off to a much worse start even though they are doing slightly better with respect to structures. Progress of the Package 02 contractor stood at about 5.65% (as of December 2018) whereas at this same point in time after NTP, the progress of the Package 01 contractor was about 18%. Even if one takes into account that Package two is 42 months

compared to 36 for Package 01, the performance is poor. Resource-based detailed modular planning is required and Package 02 Contractor's senior management must continue to be engaged by DDCS&PMS Consultant and PMU.

- **R** Issue QPR12-2: **Nalian Dam Work Is Now Urgent.** The Contractor for Package 01 has deferred work on Nalian Dam for two years. At that point, there was a proposal for realignment of its location, but since such realignment would require further study and re-design which would mean that construction could not begin in the third construction season and for other reasons, it was rejected and the original site has been retained. There is serious weakness in the ring dyke at the site of the Nalian Dam due to the hydrodynamic forces and its failure is increasingly likely. Construction of the Nalian Dam cannot be deferred another year, and the Contractor finally commenced work this construction season (2018-19). Certain elements were to have been completed before the current (2019) monsoon season and the DDCS&PMS Consultants understood the need to supervise this work closely.
- **R** Issue QPR9-1: **Functionality of PAVCs, PRACs and GRCs is At Risk.** Simply due to the lack of honoraria or allowance, committees that are critical to the Project are not functioning well and are at risk of losing the interest of participants. Participation in these committees represents additional duty and requires extra effort and expense for travel, which is not compensated. Since the World Bank will not cover additional payments to government employees and since it is the practice of GoB to pay honorarium for such service, it is recommended that the GoB consider including its own funds for such purpose in the revised DPP.
- **R** Issue QPR6-2: **Engineer Needs to Deploy Additional Site Staff** now that the Package 02 Contractor is mobilizing. - The DDCS&PMS Consultants have submitted a request for budget re-allocation for this purpose to the PMU and the way forward must be agreed quickly so there is adequate supervision in place. This is still pending with BWDB.
- **R** Issue QPR5-1: **Specifications Need Heightened Attention** - In Particular Specifications 9.1 to 9.5 Dewatering of Subsurface and Surface Water. Some improvement is now noted and Engineer must monitor closely.
- **R** Issue QPR4-1: **Land Acquisition Cost Has Increased Dramatically.** World Bank and GoB to consider and formally agree on the budget re-appropriation and financing to meet the increased land acquisition costs. World Bank has stated during the January 2017 MTR that it could consider increasing the financing for LA Costs when disbursements increase substantially. BWDB has prepared a draft revised DPP proposal which allocates GoB financing for land acquisition.
- **R** Issue QPR4-4: **Livelihood Restoration Program Needs Attention.** No training needs assessment has been done and no training delivered to date.
- **R** Issue QPR2-2: **DPP (GoB Authorizing Document) and Loan Agreement Amount Requires Amendment** to Accommodate Cost Increases in estimated cost of works, land acquisition and consulting services (and change in the USD/SDR Exchange Rate). This process takes as long as one year. In September 2017, the BWDB submitted a draft proposal for DPP revision

to the World Bank through ERD focused on the additional riverbank protection works and the funding for land acquisition. Any DPP revision will have to include all cost adjustments needed. The draft DPP proposal is currently on hold by BWDB.

- **R** Issue QPR2-10: **Capacity Building and Independent Advice Needed for PMU/BWDB in FIDIC and Contract/Claims Management.** While these competencies are not expected of the PMU since the Engineer has been hired for this purpose, such training and advice would benefit the Project and the BWDB. The World Bank has provided a useful one-day orientation in 2016 followed by another in April 2018, but more is needed.
- **R** Issue QPR1-4: **LAP and RAP and the compensation payments must be expedited so that work sites can be handed over to the Contractor.** As of 31 March 2018, compensation to non-titled EPs stood at 83% of compensated EPs for Package 01 and 95% of this number have vacated their premises (thus 79% of all non-titled EPs). This is good progress, but it spanned 18 months. Now, as of June 2019, after more than three years, only 2288 titled land-holders out of a total of 6645 in Package 01 have been compensated. While the scattered, non-contiguous encumbrance free stretches of embankment may have been a constraint initially, they are much less an issue now. Efforts must be made to avoid this type of problem persisting in Package 02, where after two years (as of June 2019), only 134 of 1777 titled EPs have been compensated.

[Status of All Issues Raised in Prior Quarters](#)

All the issues from the prior Quarterly Progress Reports – whether red flag issues or otherwise – are summarized in the chapter on Issues along with the current status of implementation of recommendations.

Summary of Plans for the Next Two Quarters

Finance and Administration:

- Additional disbursement will be requested from the World Bank.
- Revised DPP will be further discussed with a view to reprogramming and increasing funding level to address priority and global requirements of CEIP-1.
- Budget-neutral reallocation expected to be finalized for DDCS&PMS Consultants and for M&E Consultants.

Procurement:

- For Package 03, the RAP/LAP and tender document preparation will be completed.
- TOR for the Consultancy Services for the Feasibility Studies and Preparation of Design for the next phases of CEIP will be finalized with World Bank input and a decision made on way forward.

Design:

Complete the small amount of Package 02 design that is outstanding and obtain approval.

Works:**Package 01**

SI	Activity	Contract Quantity	Done through June 2018		Done from Jul 2018-June 2019		Work to be completed during 2019-20	
			Full	Part	Full	Part	Full	Part
1	Embankment	200.617 kms	44.25	84.63	101.86	26.76	54.51	0.00
2	Drainage Channel excavation	151.21 kms	27.51	0	87.26	0	36.44	0.00
3	Drainage Sluice construction	38 nos.	20	12	15	3	3.00	0.00
4	Drainage Sluice repair	2 nos.	0	2	2	0	0.00	0.00
5	Flushing Sluice construction	30 nos.	15	6	13	1	2	0.00
6	Flushing Sluice repair	14 nos.	0	9	12	1	2	0.00
7	Slope protection	19.966 kms	3.73	0	11.58	0	4.65	0.00
8	River Bank protection	4.45 kms	2.19	0	1.86	0	0.40	0.00
9	Closure	1 no.	0	0	0	0	1	0.00

Package 02

Notice to commence was issued 12 July 2018, but physical works got underway in January 2018.

SI	Activity	Contract Quantity	Done through June 2018		Done from Jul 2018-June 2019		Total Program for 2019-20	
			Full	Part	Full	Part	Full	Part
1	Embankment	208.71 kms	18.6	3.3	0.22	13.3	189.363	0.00
2	Drainage Channel excavation	154.64 kms	0	0	20.07	0	134.57	0.00
3	Drainage Sluice construction	50 nos.	0	1	0	19	49	0
4	Drainage Sluice repair	6 nos.	0	0	0	0	6	0
5	Flushing Sluice construction	51 nos.	0	8	0	15	51	0
6	Flushing Sluice repair	8 nos.	0	0	0	2	8	0
7	Slope protection	9.5 kms	0	0	0.15	0	9.35	0.00
8	River Bank protection	5.4 kms	0	0	1.9	0	3.5	0.00
9	Closure	8 no.	0	0	0	0	--	--
10	Road Pavement on embankment and road crossing embankment	51 kms	0	0	0	0	--	--
11	RCC Flood Wall construction (no longer required)	0 kms (was 17)	--	--	--	--	--	--

Construction Supervision:

The DDSC&PMSC will continue their focus on detailed planning with the Contractors to enable better monitoring to take place and more timely action on Contractor's part as delays will become apparent earlier. The S curves for Packages 01 and 02 appear at the end of the Executive Summary.

RAP/LAP:

The plans for RAP and LAP of Package 01 covering the next two quarters include:

- Polder-35/1: Waiting for DLAC meeting in section from km 4.250 to km 4.500, from km 14.750 to km 17.000 and notice under section (U/S)-4 has been served and waiting for final approval from MoL in section from km 23.750 to km 24.400.

- Pro-actively facilitate the payment of compensation for land by DCs to an increased number (2288 no's are out of 6645 no's) of titled EPs on going.
- Program for development of strategy and action plan for settlement of pending land legacy issues with timetable. (Report submitted to the World Bank dated on 04.07.2019).
- Program for development of database of land ownership and land taking under existing embankments with timetable.
- Ensure PRAC will be functional and pro-actively supporting PAPs that will be displaced.

The plans for RAP and LAP of Package 02 covering the next two quarters include:

- Polder -39/2C: In Pirojpur District notice under section (U/S)-6 has been served and notice under section (U/S)-7 is in progress. In Jhalokathi District notice under section (U/S)-6 completed and notice under section (U/S)-7 is in progress. Final estimate received and fund placed to DC by BWDB.
- Polder-40/2: Issue notice under section (U/S)-7 has been completed. Out of 12.45 ha land 0.78 ha land is pending the court case. All fund placed to DC by BWDB except the Court Case.
- Polder-43/2C: out of 11 mouza's 6 mouzas land acquisition cases returned by DC Office for correction; after necessary correction BWDB has submitted 4 mouzas. Number of 5 mouzas sent to the MoL for final approval.
- Polder-47/2: Notice U/S-6 has been completed & preparation of estimate for payment is under process. All kinds of rate (PWD, DoE) has sent to the DC Office.
- Continue the payment of compensation for Package -02 EPs – titled EPs (started September, 2018).
- Ensure PRAC is functional and pro-actively supporting PAPs that will be displaced and relocation is going on.

The plans for RAP and LAP of Package 03 covering the next two quarters include:

- LAP for all Polders under Package -3 to be finalized after proper verification by XEN, CEIP-1, Khulna. RAP for package-3 has been submitted to World Bank by PMU dated on 03.07.2019.

Environmental Safeguards:

EIAs for the seven polders of Package 03 are expected to be approved. The disclosure workshops for Package-3 EIAs are also planned to be accomplished. The Bi-Annual Environmental Monitoring Report of Jan- Jun 2019 will be prepared, translation of EAP, ESMAP and EHS risk assessment done, followed and monitored and environmental management and monitoring training continued for the Package 01 and Package 02 contractors staff.

Monitoring and Evaluation:

The M&E Consultants are to prepare the 15th and 16th Quarterly Progress Reports, complete the second round Baseline Survey data analysis given the staggered start-up of Package 02, prepare the Baseline Survey Report, conduct a Baseline Survey Results Workshop, improve on the web-based PMIS, participate in preparing the Bi-Annual Environmental Monitoring Report, monitor the performance of CEIP-1 and provide M&E training. The M&E team will also participate in any ISR missions of the World Bank.

Coastal Embankment Improvement Project, Phase I (CEIP-I)

Package W-01 Contractor's S curve

Bill No.	Description	Value (Taka)	Weight	Year		2018												2019												2020						
				Scheduled			1	6	1	6	1	6	9	10	11	12	1	2	3	4	5	6	7	8	9	10	11	12	1	2	3	4	5	6		
				Previous	This Month	To Date																														
1	General	496,465,529	7.12%	5.95%	0.00%	5.95%																														
2	Construction/Re-sectioning of Embankment	1,448,823,605	20.79%	15.06%	3.25%	17.32%	782.4	0.0	0.0	31.5	63.0	63.0	63.0	63.0	63.0	63.0	63.0	0.0	0.0	0.0	0.0	0.0	0.0	29.1	58.2	58.2	58.2	58.2	58.2	0.0						
3	Excavation/Re-excavation of Drainage Channel	144,027,665	2.07%	0.97%	0.68%	1.66%	34.2	0.0	0.0	0.0	11.4	11.4	11.4	11.4	11.4	11.4	0.0	0.0	0.0	0.0	0.0	0.0	0.0	0.0	0.0	0.0	0.0	10.5	10.5	10.5	10.5					
4	Construction of Drainage Sluice	652,657,699	9.37%	9.57%	0.17%	9.70%	437.6	12.7	25.3	25.3	25.3	25.3	25.3	25.3	25.3	25.3	22.3	0.0	0.0	0.0	0.0	0.0	0.0	0.0	0.0	0.0	0.0	0.0	0.0	0.0	0.0					
5	Repairing of Drainage Sluice	6,401,731	0.12%	0.12%	0.00%	0.12%	5.6	0.2	0.3	0.3	0.3	0.3	0.3	0.3	0.3	0.3	0.3	0.3	0.3	0.3	0.3	0.3	0.3	0.3	0.3	0.3	0.3	0.3	0.3	0.3	0.3					
6	Construction of Flushing Inlets	375,848,420	5.39%	5.28%	0.16%	5.43%	252.0	7.3	14.6	14.6	14.6	14.6	14.6	14.6	14.6	14.6	14.6	14.6	14.6	14.6	14.6	14.6	14.6	14.6	14.6	14.6	14.6	14.6	14.6	14.6	14.6					
7	Repairing of Flushing Inlets	82,361,662	1.18%	1.10%	0.03%	1.13%	55.2	1.6	3.2	3.2	3.2	3.2	3.2	3.2	3.2	3.2	3.2	3.2	3.2	3.2	3.2	3.2	3.2	3.2	3.2	3.2	3.2	3.2	3.2	3.2	3.2					
8	Embankment Slope Protection Work	1,430,472,110	20.53%	15.79%	0.82%	16.61%	875.1	0.9	1.8	1.8	1.8	1.8	1.8	1.8	1.8	1.8	1.8	1.8	1.8	1.8	1.8	1.8	1.8	1.8	1.8	1.8	1.8	1.8	1.8	1.8	1.8					
9	River Bank Protection Work	1,458,882,474	21.51%	19.16%	0.03%	19.19%	875.1	0.9	1.8	1.8	1.8	1.8	1.8	1.8	1.8	1.8	1.8	1.8	1.8	1.8	1.8	1.8	1.8	1.8	1.8	1.8	1.8	1.8	1.8	1.8	1.8					
10	Dismantling Work	133,991,406	1.92%	0.15%	0.00%	0.15%	7.6	0.0	0.0	0.0	14.7	14.7	14.7	14.7	14.7	14.7	14.7	14.7	14.7	14.7	14.7	14.7	14.7	14.7	14.7	6.3	6.3	6.3	6.3	6.3	6.3					
11	Construction of closure dam	182,925,081	2.62%	0.44%	0.00%	0.44%	0.0	0.0	0.0	0.0	3.7	3.7	3.7	3.7	3.7	3.7	3.7	3.7	3.7	3.7	3.7	3.7	3.7	3.7	9.1	18.3	18.3	27.4	27.4	27.4	18.3					
	Sub Total	6,454,887,382	92.62%	73.85%	4.14%	77.69%	3662.5	64.4	147.2	193.5	238.2	234.9	234.9	234.9	234.9	231.2	122.2	0.0	0.0	0.0	0.0	9.1	77.8	113.2	162.0	162.0	162.0	152.8	152.8	99.3						
1	Daywork (Provisional Sum)	23,712,392	0.34%	0.04%	0.00%	0.04%																														
2	Specified Provisional Sum	60,200,000	0.86%	0.72%	0.00%	0.72%																														
3	Provisional Sum for Physical and Price Contingency	300,000,000	4.39%	0.89%	0.00%	0.89%																														
	Temporary Saving	130,313,431																																		
	Sub Total	514,225,823	7.38%	1.65%	0.00%	1.65%																														
	Miscellaneous	-	0.00%	0.00%	0.00%	0.00%																														
	Grand Total	6,969,113,205	100%	75.20%	4.14%	79.34%	3954.3	69.6	158.9	208.9	287.2	253.6	253.6	253.6	249.7	132.0	0.0	0.0	0.0	0.0	9.9	84.0	122.2	174.9	174.9	174.9	165.0	165.0	107.2							

Legend: — SCHEDULE — ACTUAL — PAYMENT

1. PROJECT BACKGROUND

After the implementation of CERP-II, Cyclone Sidr struck in 2007 and then Cyclone Aila in 2009, causing extensive damage and losses including loss of life. The Government of Bangladesh obtained a Credit of US\$ 375 million from the International Development Association (IDA) and a Grant of US\$ 25 million from the Climate Investment Fund (CIF) to finance the cost of the Coastal Embankment Improvement Project-Phase I (CEIP-I).

The objective of the investment is to support the Government of Bangladesh's efforts to protect the population and their productive assets in the polders and strengthen the embankments' long-term durability through embankment heightening, improved drainage, and foreshore afforestation. The project aims at restoration of the agriculture sector within the polder areas and rehabilitation of infrastructure with designs of a climate resilient standard that can guard against both tidal flooding and frequent storm surges.

The project will pilot the mobilization of Water Management Organizations (WMOs) to provide coordination among the competing needs of various users and to ensure sustainability by assigning maintenance responsibility to the WMO.

The project will also provide long term monitoring of the coastal zone, technical assistance, and strategic studies and training to strengthen the role of the polder infrastructure in protection of human lives, physical assets, the environment and agricultural productivity.

Most importantly it will support the initial implementation of the first slice of a fifteen to twenty year program for polder scheme rehabilitation and upgrading. Given Bangladesh's high level of vulnerability to natural disasters and climate change, and the large population residing in the coastal zone, this project is vital to its development. A map showing the Polders included under the Project is presented in Annex 1. A description of the basic characteristics of the polders included under the Project is presented in Annex 2 and the key outcomes of the project are as follows:

	Key PDO Indicator	Target
1	Gross Area Protected	100,800 hectares
2	Direct Project Beneficiaries	760,000 people
3	Cropping Intensity	180%

This APR/QPR covers the entire Project, with all components as presented below.

Component A - Rehabilitation and Improvement of Polders (US\$291 million).

Component A1: Rehabilitation and Improvement of Polders (US\$ 286 million). (US\$ 266 million from IDA Credit; 20 million Grant from PPCR). The reconstruction and rehabilitation works will be designed with improved standards so that protection is for both tidal flooding and frequent storm surges. Investments will include improving O&M systems improvements.

Component A2: Afforestation (US\$5 million). Afforestation is important as it provides protection from tidal flooding and storm surge. This will include:

- Planting selected mangrove and other salt tolerant species are planned on BWDB's on the riverside of the embankment.
- Planting a range of commercial wood, fruit and other shallow rooting social forestry tree species is proposed on the foreshore lower slopes of embankments.

Plantings would commence after resolving land ownership and competing land-use (fish and shrimp ponds, rice paddies, livestock grazing, settlement, etc.) issues and the completion of needed earthworks on the embankments.

Component B-Implementation of Social and Environmental Management Frameworks and Plans (US\$56 million).

Component B1: Implementation of Social Action Plans (US\$3 million). It is envisaged that this component, along with the social afforestation (Component A2) will be implemented through a well-established Non-Government Organization (NGO). Social mobilization is expected to last around two years. This will be piloted in 4-6 polders and follow an eight step process, as identified in the Guidelines for Integrated Planning for Sustainable Water Resources Management, published by BWDB in 2008. The objective is to enable participatory WMOs to become responsible for the operation and minor maintenance works of the polders under a memorandum of understanding with BWDB and enhance efficiency of local water management with their involvement. Should the participatory approach prove to be successful, it would be scaled up under the next phase of investments.

Component B2: Implementation of Social Management and Resettlement Policy Framework (SMRPF) and Resettlement Action Plans (RAPs) (US\$49 million). This component will finance:

- (i) the implementation of the RAP, including land acquisition and the resettlement and rehabilitation of PAPs,
- (ii) the development of a system to computerize land acquisition and resettlement data with Global Positioning System (GPS) reference, and
- (iii) an independent institute to undertake surveys and verify field data in order to guard against improper targeting of beneficiaries and/or false delivery of benefits in case of RAP.

Component B3. Implementation of EMF and EMPs (US\$4 million). This component will finance:

- (i) the preparation of EIAs for all remaining polders;
- (ii) the implementation of the Environment Management Plan (EMP) and environmental mitigation and enhancement measures; and
- (iii) the establishment of an environmental monitoring system in BWDB.

Some of the items under EMP will be integrated with the civil works and included in the budget of Component A1.

Component C- Construction Supervision, Monitoring and Evaluation of Project and Coastal Zone Monitoring (US\$32 million)

Component C1: Detailed Design and Construction Supervision (US\$16 million). This component will cover consulting services for

- (i) surveys, designs of remaining polders to be included in the project (other than the 5 for which detailed designs have already been completed), and
- (ii) Construction supervision of rehabilitation and improvement of coastal embankments.

The component will also finance surveys required prior to construction work.

Component C2: Third Party Monitoring and Evaluation of Project (US\$4 million). This component will cover consulting services for continuously monitoring project activities and providing feedback to the government and the implementing agency on the project's performance. This includes supervising the implementation of the Governance and Accountability Action Plan (GAAP), EMP and RAP. This will be provided through third party assessment and monitoring of key aspects of project implementation.

Component C3: Long Term Monitoring, Research and Analysis of Bangladesh Coastal Zone (US\$12 million at appraisal, but \$8.5 million in DPP). (US\$7 million from IDA credit; US\$5 million Grant from PPCR).

The project will support a comprehensive monitoring and morphological assessment of the Bangladesh Delta by financing procurement of goods, services, and incremental operation costs including for advanced technology and equipment, high resolution remote sensing images etc. This work will be carried out by key institutions in Bangladesh in cooperation and twinning arrangements with international institutions and experts concerning specific topics.

Component D - Project Management, Technical Assistance, Training and Strategic Studies (US\$21 million).

Sub-Component D1: Project Management Unit (PMU) will be established and maintained and all necessary audit reports financed;

Sub-Component D2: Technical assistance and training will support the coordination and management of the PPCR at program level and provide institutional capacity building, technical assistance and training for BWDB.

Sub-Component D3: Strategic studies and future project preparation: whereby resources will be provided for needed strategic studies (including the continuous updating of the strategic polder assessment as well as all necessary preparatory studies for following phases of the CEIP.

2. PROJECT INPUTS

2.1 Finance and Disbursements

Disbursements from the World Bank to the Project

Cumulative figures of disbursements from the World Bank (and PPCR) to the BWDB appear below, converted from BDT to USD at a rate of 79 BDT per USD.

Disbursements to the Project stand at 48.36% of the total amount which is up from 41.71% in the prior quarter and up from the prior fiscal year's 25.72%. The total disbursed to date is \$193.5 million comprised of IDA Credit US\$169.0 million plus Trust Fund PPCR Grant US\$ 24.5 million.

Table 2: World Bank Disbursements to CEIP-1

Cumulative as of Given Date	IDA Credit	PPCR Grant	Total	As % of Total Project Cost
	(USD million)	(USD million)	(USD million)	
30-Jun-19	168.965	24.474	193.439	48.36%
31-Mar-19	146.856	20.000	166.856	41.71%
31-Dec-18	141.290	20.000	161.290	40.32%
30-Sep-18	121.500	20.000	141.500	35.38%
30-Jun-18	82.871	20.000	102.871	25.72%
30-Jun-17	38.481	16.876	55.357	13.84%
30-Jun-16	17.215	8.608	25.823	6.46%

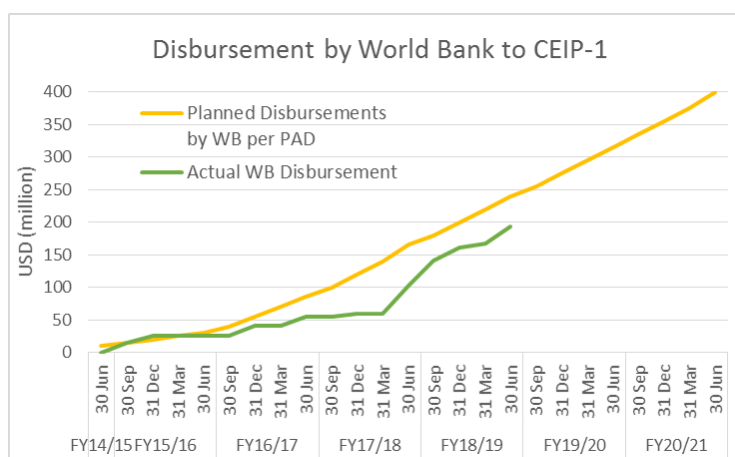


Figure 3: Disbursement by the World Bank to CEIP-1

Figure 3 compares the actual disbursement to the project with the planned disbursement levels as per the Project Appraisal Document. There has been a dramatic improvement during the last 6 quarters as works and land acquisition expenditures have accelerated.

Project Expenditures

Tables 1 and 2 present the Revenue/ Input Expenditure Data as well as Capital / Output Expenditure Data as of 30 June 2019.

Revenue expenditures in the fourth quarter of FY 2018/2019 reached 90.99% of the planned expenditures for the current FY (column 8, last row), up from 21.95% at the end of March 2019.

Cumulatively, revenue expenditures stand at 44.46% of the project budget for these expenditures (column 10, last row), up from 38.10% at the end of March 2018 and 32.39% in June 2018 (on a higher budget base).

Table 3: Revenue Expenditures / Input Cost up to 4th Quarter of FY 2018-19 (as of 30 June-19)

All BDT in Lakh Taka (**00,000)										
Services Package	Planned for		Progress				Achieved (%) of this FY against		Cum. achieved against the Total Project Cost	
	Major items of action	Total Project	FY 2018-19	Cum. upto last FY	This (4th) Quarter of the FY	This FY		This FY's Plan		Total Project
	BDT	BDT	BDT	BDT	BDT	US \$	%	%	%	
Rf #	1	2	3	4	5	6	7	8	9	10
1. Implementation of SAP and EMP										
1.a	Resettlement / Compensation Payments other than Land Acquisition	12,700.00	1,500.00	7,503.81	1,146.59	1,465.89	1,855,557	97.7%	11.5%	70.63%
1.b	Consultancy service to Implement (a) Social afforestation;(b) social action plan (incl. setting up WMOs)	1,987.21	250.00	-	231.54	231.54	293,089	92.6%	11.7%	11.65%
2. Construction Supervision, M&E, Delta Monitoring										
2.a	Consultancy Services for Construction Supervision & Detailed Engineering Design of remaining 12 Polder under CEIP, Phase-1	14,092.29	1,700.00	8,438.85	852.71	1,602.57	2,028,570	94.3%	11.4%	71.25%
2.b	Third Party Monitoring & Evaluation (M&E) of overall project implementation, RAP & EMP	2,699.51	300.00	1,462.68	173.90	298.73	378,139	99.6%	11.1%	65.25%
2.c	Consultancy Service for Long term monitoring, research of Bangladesh Coastal Zone	11,860.60	2,664.00	-	1,182.96	2,391.72	3,027,494	89.8%	20.2%	20.17%
3. Project Management, TA, Training, Strategic Studies										
3.a	Project management support and audits	9,600.21	380.00	2,048.42	146.57	373.21	472,418	98.2%	3.9%	25.22%
3.b	Consultancy Services for Institutional Capacity building, technical assistance and training to BWDB personnel	745.45	-	-	-	-	-	--	-	-
3.c	Consultancy Services for Feasibility studies and preparation of design for the following Phases of CEIP	4,323.64	-	-	-	-	-	--	-	-
4.	Overseas Training	745.45	200.00	302.38	-	-	-	-	-	40.56%
5.	Honorarium/ Fees/ Remuneration	30.00	6.00	8.32	0.99	5.61	7,101	93.5%	18.7%	46.43%
								--		
	Sub-total Revenue Component	58,784.36	7,000.00	19,764.46	3,735.26	6,369.27	8,062,368	90.99%	10.83%	44.46%

Source: IMED-05 report June, 2019 of CEIP-1

1 USD=79 BDT

As for capital expenditures, the project has achieved 93.45% of planned disbursements for the 2018/19 fiscal year. Cumulatively, the project has disbursed 43.3% of the total budgeted for the project (last row of column 10). This is up by a remarkable 12.9% from 30.4% in the prior quarter and up 19.4% from 24.4% in June 2018. The percentage achievement was even more remarkable given that the June 2018 base budget for capital expenditure was about 10% lower than the current budget.

Table 4: Capital Expenditures / Output Cost as of 4th Quarter of FY 2018-19 (as of 30 June-19)

Goods & Works Package		Planned for		Progress			Achieved (%) of this FY against		Cum. achieved against the Total Project Cost	
		Total Project	FY 2018-19	Cum upto last FY	This (4th) Quarter of the FY	This FY		This FY's Plan		Total Project
		BDT	BDT	BDT	BDT	US \$	%	%	%	
Rf #	1	2	3	4	5	6	7	8	9	10
1.a	Equipment and goods under Comp. B, C, D (6800)	1,545.30	3.00	716.69	0.18	0.69	873.00	23.00%	0.045%	46.4%
1.b	Afforestation	3,280.00	250.00	-	230.00	250.00	316,456.00	100.00%	7.6%	7.6%
2.a	Acquisition of Land (544.16 ha)	45,394.95	12,700.00	8,852.40	2,153.57	12,700.00	16,075,949	100.0%	28.0%	47.5%
3.a	Construction & Reconstructions of Drainage Structures (7041)	29,602.93	4,000.00	2,800	3,262.76	4,000.00	5,063,291.00	100.0%	13.5%	23.0%
3.b	Others (7081)	173,904.23	41,047.00	44,465.04	27,477.57	37,249.97	47,151,861	90.7%	21.4%	47.0%
4.	CD & SD	2,815.00	-	-	-	-	-	--	-	-
Sub-total Capital Component		256,542.41	58,000.00	56,834.13	33,124.08	54,200.66	68,608,430	93.45%	21.13%	43.3%

Source: IMED-05 report June, 2019 of CEIP-1

1 USD=79 BDT

Table 4 presents the share of expenditures for revenue items. It shows a 19.1% share to date (compared to 21.5% in June 2018) which is finally in line with the overall life-of-Project plan of 22.9% as land acquisition disbursements have been much higher than originally expected and works have recently intensified. The expenditure under consultancies and non-titled compensation normally precedes capital (works and land acquisition) expenditures due to design, procurement and land title documentation efforts required.

Table 5: Share of Disbursement which is Revenue Expenditure - FY 2017-18

	Planned for FY 2017-18	Actual up to this Quarter of FY 2017-18	Actual Inception to Date	Plan for Overall Project
Revenue Expenditure	8,860,759	8,062,368	33,080,672	74,410,582
Capital Expenditure	73,417,722	68,608,430	140,550,367	324,737,228
Share of Cost which is Revenue	12.1%	10.5%	19.1%	22.9%

As of June 2019, the Loan had become effective for 70 months. According to the IMED reports prepared by PMU, total disbursement by the project to date is as follows:

Cumulative Disbursements by the Project

Date	Cumulative Disbursed (\$million)	Cumulative Disbursed (% of total project cost)
30-Jun-19	173.63	43.4%
31-Mar-19	126.97	38.1%
31-Dec-18	103.05	26.8%
30-Sep-18	97.03	25.2%
30-Jun-18	96.96	23.4%
30-Jun-17	50.44	13.1%
30-Jun-16	21.97	5.7%

Source: IMED reports

A total of \$82.28 million was projected to be expended during the current FY 2018-19 (adjusted downward from \$101 million) broken down as about \$80.28 m from the IDA credit and \$5.0 m from the PPCR Trust Fund. During the year, \$76.6 m has been expended, which is a substantial achievement.

The disbursement record along with projection is depicted in Figure 4. The pace of expenditure has improved substantially and the disbursement reached the 40% level may be reached in the April-June 2019 quarter.

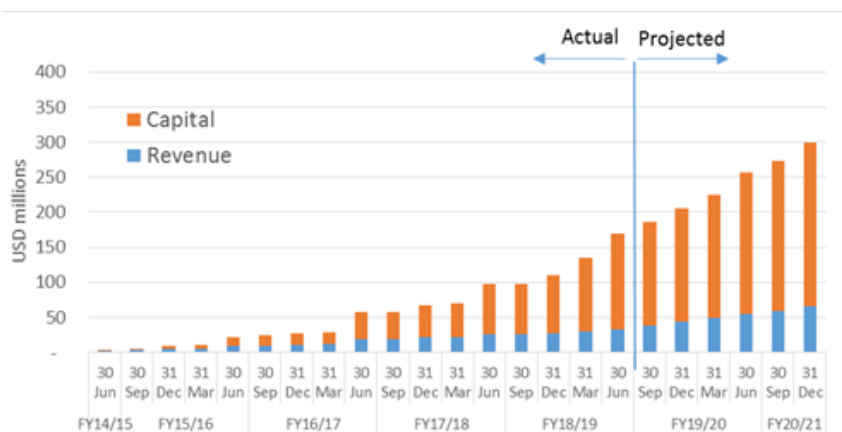


Figure 4: Actual and Projected Project Expenditures Up To December 2020

Annex 4 provides further details on the status on Finance and Disbursements by the Project.

2.2 Project Inputs – Personnel and Equipment

2.2.1 Project Organization Chart

The Project Organization chart is depicted in Figure 2 below.

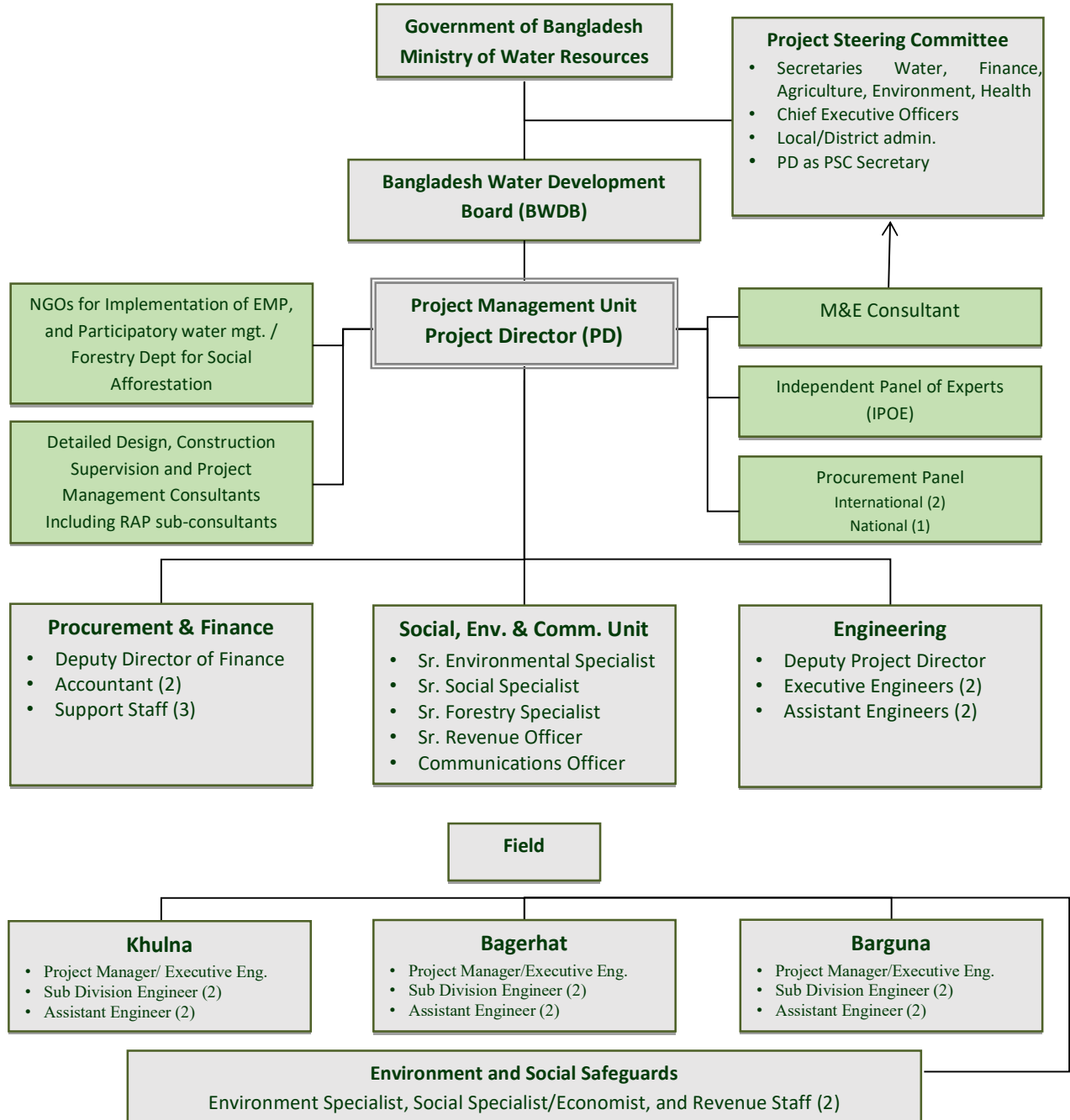


Figure 5: Project Organization Chart

2.2.2 Project Management Unit (PMU)

The PMU is to oversee overall project implementation. The Project Director (PD) is in charge of the PMU. The PD is signatory of all relevant project actions including on the project accounts.

PMU staff assists the PD in the discharge of project duties. The list of staff and deployment dates is attached as Annex 2. The PMU office and staff in Dhaka oversee all consultants working on the project. The PMU maintains three district-based offices in Khulna, Bagerhat, and Barguna. The Khulna office has had a CEIP-1 dedicated XEN since 2015 who looks after Package 01 works in both Khulna and Bagerhat Districts with the assistance of the regular BWDB staff in the Bagerhat office as needed. Instead of designating a CEIP-1 XEN for Package 2 of existing O&M division, the regular BWDB XENs for the four districts concerned have been directed by BWDB to take an additional responsibility of CEIP-1.

2.2.3 Detailed Design, Construction Supervision and Project Management Support Consultant (DDCS&PMSC)

The DDCS&PMSC has been engaged for the design of the physical works and to devise and implement the Resettlement Action Plan and implement the Environment Impact Assessment (EIA) and Environment Implementation Plan (EMP). The DDCS&PMSC also supervises construction as the Engineer under FIDIC conditions of contract. The DDCS&PMSC is comprised of Royal HaskoningDHV in association with DevCon, DPM, IWM and DHI.

The Consultant was mobilized in January 2015. The DDCS&PMSC maintains two field offices. The DDCS&PMS Consultant retains contractual responsibility for these services.

The status of the most critical key staff deployment is shown in the table below.

Table 6: Status of Deployment of Most Critical Staff of DDCS&PMS Consultant

Sl.	Position	Name	Status	Status	Status
			30-Jun-18	31-Mar-19	30-Jun-19
	Professional	(International)			
1	Team Leader	Jean Henry Laboyrie & Gerard Pichel	Derk Jan (Dick) Kevelam in place	Derk Jan (Dick) Kevelam in place	In place
2	Construction Resident Engineer- Package 01	Paul Zwetsloot	Vacant	Vacant	Vacant
3	Construction Resident Engineer- Package 02	Trevor Morrish Hale	Vacant as of Aug 2017; One candidate approved but failed to join due to health; proposed candidate under review.	Richard David Mann in place	Vacant

Sl.	Position	Name	Status	Status	Status
			30-Jun-18	31-Mar-19	30-Jun-19
Professional (National)					
1	Deputy Team Leader	Md. Habibur Rahman	In place	In place	In place
2	Deputy Resident Engineer-Pkg 01	Mazibur Rahman Khan	Vacant	A.K.M. Sayeed Uddin in place	In place
3	Deputy Resident Engineer-Pkg 02	Md. Gulzer Hossain	Mr. Abu Sayed Kamruzzaman in place	Mohammad Ali in place	In place
4	Resettlement Specialist/ Sociologist	M. A. Latif	Md. Zainal Abedin	Vacant	Vacant

The DDCS&PMSC's RAP Team commenced their field work on 01 March 2015. On 01 March 2016, a second field team was established for the Package 02 polders. The staffing pattern as of 30 June 2019 is very much reduced from first years of the project and is shown in the table below. There are now only 14 staff whereas there used to be 37. There is a concern as to whether this is contributing to the length of time required to prepare indents and process compensation. In addition, FGD/community consultation would have been substantially reduced.

Table 7: Deployment of Consultant's RAP Team Field Staff as of 30 June 2019

SN	Polder No.	Staff
Package-1		
7 Staff		
1	(Khulna city)	DTL for Package 01 (Acting), Communication Officer. MIS Expert, Land surveyors (1- one for Pkg 01 & 02);
2	32 & 33	Field Coordinator (1) , Supervisor (1)
3	35/1	Supervisor (1)
Package-2		
7 Staff		
1	Package 2	DTL for Package 2, Database Manager (1)
2	39/2C	Supervisor (1)
3	40/2 & 41/1	Field Coordinator (1), Supervisor (1)
4	43/2C	Supervisor (1)
5	47/2 & 48	Supervisor (1)

Source: DDCS&PMS Consultants, verbal communication, 7 August 2019

2.2.4 NGO Consultancy Service to Implement: (a) Social Mobilization with Social Action Plan (including setting up WMOs), (b) Social Afforestation and (c) Integrated Pest Management (IPM) Plan

According to the policy of the GoB, work on WMO formation should begin prior to commencement of civil works so that users are consulted during implementation of the project and to ensure ownership and commitment to effective O&M. These consultancies have been delayed, but the five NGO contracts have been awarded – three in February and two in April 2019 – and work has

commenced. Earlier, it was planned to implement social afforestation through these same NGOs, however, considering sustainability/raising of the planned trees (which takes at least 10 years) after completion of the project, it was decided to carry out the task of planting trees through the Bangladesh Forest Department (BFD).

The NGOs will be involved in motivation and awareness raising of the local people towards afforestation program, group formation for the afforestation under social forestry rule, provide training to the participants and other stakeholder, explore the suitable livelihood options for the participants etc. along with the other two (2) main tasks - i.e., Social Mobilization with Social Action Plan (incl. setting up WMOs) and integrated Pest Management (IPM) Plan. World Bank has concurred with this changed arrangement.

Background and Status Prior Quarters	Status – 31 Mar 2019	Status – 30 Jun 2019
<p>DCs have been asked to nominate effective NGOs. This package was sub-divided into five packages and CQS method of procurement is being used. For four of five packages, lists of NGOs have been provided. For the fifth package, in Patuakhali District, the DC nominated only one NGO so additional NGO nominations have been requested.</p> <p>As background, original 70 EOIs were received in November 2014. PMU contacted all 70 organizations who submitted EOIs and all reconfirmed their interest in early June 2016. Still due to the continued delay, and the decision to accept the World Bank’s suggestion to incorporate IPM aspects in the TOR, it was decided in June 2017 to issue a new request for EOIs using Consultant’s Qualification Selection (CQS) procurement method.</p>	<p>Package S01-A (Khulna District) – Contract signed on February 24, 2019 and services commenced from March 18, 2019.</p> <p>Package S01-B (Bagerhat District) – Contract signed on February 24, 2019 and services commenced from March 18, 2019.</p> <p>Package S01-C (Pirojpur District) – Contract signed on February 24, 2019. The Consultant has commenced the services from March 18, 2019.</p> <p>Package S01-D (Barguna District) – Draft Contract signed on 08 April, 2019.</p> <p>Package S01-E (Patuakhali District)- Draft Contract signed on 08 April, 2019.</p>	<p>Package S01-A (Khulna District) - Office setup has been done, one is at Khulna and another one is Dacope.</p> <p>Package S01-B (Bagerhat District) – Office setup has been done, one is at Bagerhat and another one is Morelganj.</p> <p>Package S01-C (Pirojpur District) – Office setup has been done at Bhanadaria</p> <p>Package S01-D (Barguna District) – Contract signed on 02 May, 2019. Office setup has been done, one is at Galachipa and another one is Kalapara.</p> <p>Package S01-E (Patuakhali District)- Contract signed on 02 May, 2019. Office setup has been done, one is at Barguna and another one is Patharghata.</p>

2.2.5 Consultancy Service for Long Term Monitoring, Research and Analysis of Bangladesh Coastal Zone

The Consultants have been engaged for Long Term Monitoring Research and Analysis of Coastal Zone of Bangladesh. The objectives of the studies are:

1. Create a framework for polder design, based on understanding of the long term and large-scale dynamics of the delta and on sustainable polder concepts.

2. Present an overview of values of relevant parameters at locations in the polder area, now and in the future, as boundary conditions for polder design and management
3. Develop a long-term investment plan for implementation of the proposed design and management improvements leading to integrated water resources management, targeting sustainable development goals.
4. Build the analytical foundation and technical capacity of BWDB and other stake holders including local communities, as appropriate, to engage in science driven decisions on floods, storm surges and drought hazards in the coastal region of Bangladesh;

The Consultant mobilized on 28 October 2018. The project office is situated at Flat #3/B, House #4, Road #23/A Block B, Banani, Dhaka-1213. The office was fully equipped and functional on 14th December 2018.

2.2.6 Works Contractors

2.2.6.1 Works Contractor Package 1

The First Engineering Bureau of Henan Water Conservancy of China was contracted on 01 November 2015 for the construction work involving Polder 32, 33, 35/1 and 35/3 and received notice to commence on 26 January 2016. The original Project Manager was replaced at the request of the Engineer due to poor performance.

Table 8 provides the contractor’s manpower mobilization status at the close of the current quarter compared to the prior quarter and one year earlier. The number of staff is lower as of 30 June 2019 compared to 31 March 2019 as it is monsoon season. However, year on year, the number of staff has stayed approximately the same (increased 2.3%). This is to be expected since the work has been going on now for more than 3 years. A list of the contractor’s key staff with contact details is given in Annex 3.

Table 8: Manpower Mobilized by Package 01 Contractor

SN	Staff Category	Total Nos. 30 June 2017	Total Nos. 31 Mar 2019	Total Nos. 30 June 2018	Khulna	32	33	35/1	35/3
1	Management	11	10	7	1	1	2	2	1
2	Technical	95	121	99	17	23	20	25	14
3	Operator/ Driver	155	252	228	2	49	46	80	51
4	Skilled Worker	233	202	199	3	43	83	43	27
5	Laborers	554	583	536	4	65	184	231	52
6	Logistic	28	33	32	3	14	6	4	5
Total		1076	1201	1101	30	195	341	385	150

Source: Contractor CHWE Monthly Progress Report, June 2018, March and June 2019

Tables 9 and 10 present the contractor’s equipment mobilization status against Engineer’s estimate

of requirements, which was updated in the Oct-Dec 2017 quarter. The DDCS&PMSC calculated the equipment needs for Contract W-01 based on standard capacities and utilization.

Table 9: Required Equipment –Estimate of DDCS&PMSC Package 01

Name of Polder	Bulldozer S.F roller, Compactor (150 HP)	Dump Truck + carry Scraper	Exca- vator	Concrete Mixing Machine	Sand pile driving equip- ment	Sheet pile driving equip- ment	CC block manu- facturing machine	Batching plant	Positioning ship	Survey Vessel	Barge	Wheel Loader
1	2	3	4	5	6	7	8	9	10	11	12	13
32	6	23	13	6	4	1	2	2	1	1	6	3
33	5	17	11	12	10	2	1	1	1	1	6	2
35/1	12	48	23	15	9	2	3	3	1	1	8	3
35/3	5	16	9	7	5	1	1	1	1	1	4	6
Total	28	104	56	40	28	6	7	7	4	4	24	14

Source: Report Received from DDCS&PMSC, June 2019
 “nr” denotes “not reported”

Table 10: Equipment Deployed by Package 01 Contractor as of 30 June 2019

Name of Polder	Bulldozer S.F roller, Compact	Dump Truck + carry Scraper + Tractor	Exca- vator	Concrete Mixing Machine	Sand pile driving equip- ment	Sheet pile driving equip- ment	CC block manu- facturing machine	Batching plant	Positioning ship	Survey Vessel	Barge	Wheel Loader
1	2	3	4	5	6	7	8	9	10	11	12	13
32	1+2+0	15+5+38	9	6	4	1	2	0	1	1	2	3
33	3+0+0	10+5+36	10	6	1	1	1	1	1	1	2	2
35/1	15+0+5	32+3+25	15	18	5	1	2	2	1	1	4	6
35/3	6+2+0	12+5+22	11	7	6	1	1	1	1	1	2	6
Total 30 June 19	34	208	45	37	16	4	6	4	4	4	10	17
Total 31 Mar 19	34	208	45	37	16	4	6	4	4	4	10	17
Total 30 Jun 18	46	241	54	33	16	4	6	5	4	4	10	17

Source: Contractor CHWE Monthly Progress Reports of June 2019.

Table 10 shows the actual equipment in place as of 30 June 2019. Given the revised Work Program that was approved by DDCS&PMS Consultants (as Engineer) and its 17 month extension of time, these levels may be adequate.

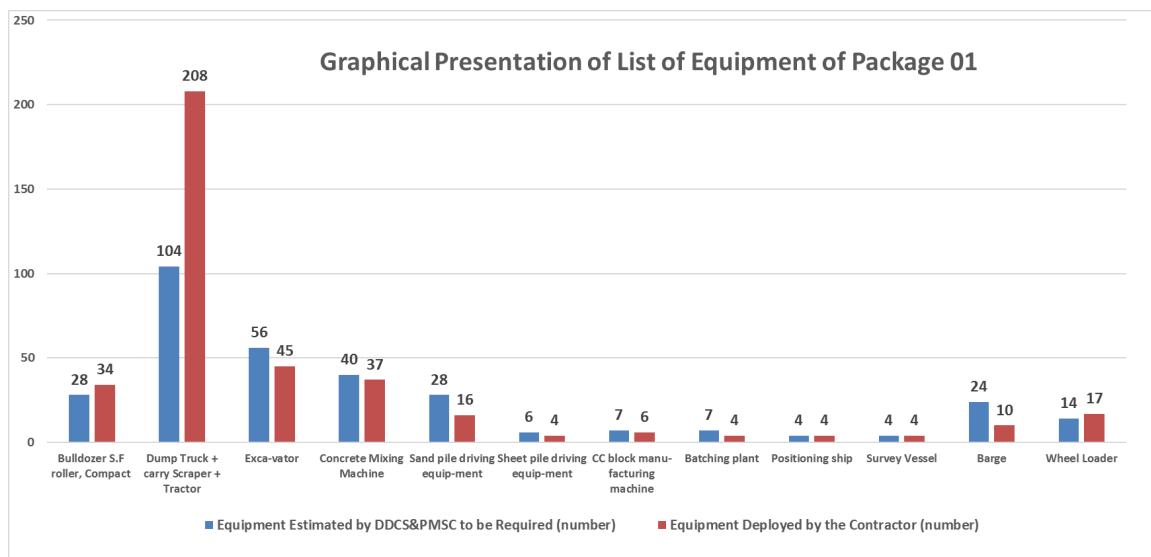


Figure 6: Comparison of Equipment Available and Required – Package 01

2.2.6.2 Works Contractor Package 2

Background and Status Prior Quarter	Current Quarter update
<p>Contractor has deployed key staff and a substantial percentage of required equipment is now in place. Pre-construction survey works and campsite construction are underway. Emergency works have taken place in two locations.</p> <p>As background: Notice of Award was issued to Chongqing International Construction Corporation of China (CICO) on 15 December 2016 and contract was signed on 08 March 2017. Contractor has received the first 5% advance payment in June 2017 and the second advance payment in June 2018. Notice to commence was issued on 12 July 2017.</p>	<p>Pre-construction survey works and campsite construction are continuing. Automated CC block machines have been delivered and have been commissioned.</p> <p>18.82 kms embankment has been completed. Work has commenced on 19 drainage sluices and 14 flushing sluices.</p>

Table 11: Manpower Mobilized by Package 02 Contractor

S N	Staff Category	Total Nos. 31 Jun 2018	Total Nos. 31 Mar 2019	Total Nos. 30 Jun 2019	Dhaka	Patua-khali	39/2C	40/2	41/1	43/2C	47/2	48
1	Management	0	0	6	2	2	2	0	0	0	0	0
2	Technical Staff	3	143	94	2	0	46	5	12	5	6	18
3	Operator/ Driver	86	177	185	2	2	83	20	30	12	10	26
4	Skilled Worker	78	312	355	0	1	120	85	83	18	12	36
5	Laborers	560	992	677	4	8	225	171	143	54	18	54
6	Admin/Support		44	56	2	0	15	3	12	6	6	12
Total		727	1668	1373	12	13	491	284	280	95	52	146

Source: Contractor CICO Monthly Progress Report, December 2018, March 2019 and June 2019

Table 12: Equipment Requirements and Status – Package 02

Name of Polder	Equipment Estimated by DDCS&PMSC to be Required (number)															
	Exca- vator	Dump Truck	Bull- dozer and Roller	Flat- bed Truck	Truck with crane	Crane	Pay loader	Water Bowser	Sheet pile driving equip- ment	Sand pile driving equip- ment	Fork- lift	Barge	Survey Vessel	Positi- oning ship	CC block manu- facturing machine	Mixture Machine
1	2	3	4	5	6	7	8	9	10	11	12	13	14	15	16	17
39/2C	14	20	5	3	1	1	4	1	1	3	15	3	0	0	5	3
40/2	9	11	3	1	0	0	3	1	1	1	1	0	0	0	0	4
41/1	5	6	1	2	1	0	4	1	1	2	2	1	0	0	0	7
42/3C	6	8	2	0	0	0	3	0	1	2	2	0	0	0	0	4
47/2	2	3	1	2	0	0	3	1	1	2	1	0	0	0	0	6
48	13	21	6	3	1	0	7	1	1	1	1	0	0	0	0	5
Total	49	69	18	11	3	1	24	5	6	11	22	4	0	0	5	29

Table 13 reports on the equipment available with the Package 02 Contractor. The Contractor has not provided any updated information for the past one year.

Table 13: Equipment Deployed by Package 02 Contractor as of 30 June 2018

Name of Polder	Equipment Deployed by the Contractor (number)															
	Exca- vator	Dump Truck	Bull- dozer and Roller	Flat- bed Truck	Truck with crane	Crane	Pay loader	Water Bowser	Sheet pile driving equip- ment	Sand pile driving equip- ment	Fork- lift	Barge	Survey Vessel	Positi- oning ship	CC block manu- facturing machine	Mixture Machine
1	2	3	4	5	6	7	8	9	10	11	12	13	14	15	16	17
39/2C	4	8	0	3	1	1	4	0	0	2	39	0	0	0	5	6
40/2	3	12	1	1	0	0	3	1	0	0	0	0	0	0	0	2
41/1	5	12	2	2	1	0	4	0	0	4	0	0	0	0	0	3
42/3C	0	0	0	0	0	0	0	0	0	0	0	0	0	0	0	0
47/2	11	10	3	2	0	0	3	1	0	0	0	0	0	0	0	2
48	8	27	3	3	1	0	7	2	0	0	0	0	0	0	0	2
Total 30 Jun 18	31	69	9	11	3	1	21	4	0	6	39	0	nr	0	5	15
Total 31 Mar 18	31	69	9	11	3	1	21	4	0	6	39	0	nr	0	5	15
Total 31 Dec 17	29	47	7	2	2	1	0	2	0	6	39	0	18	0	5	15

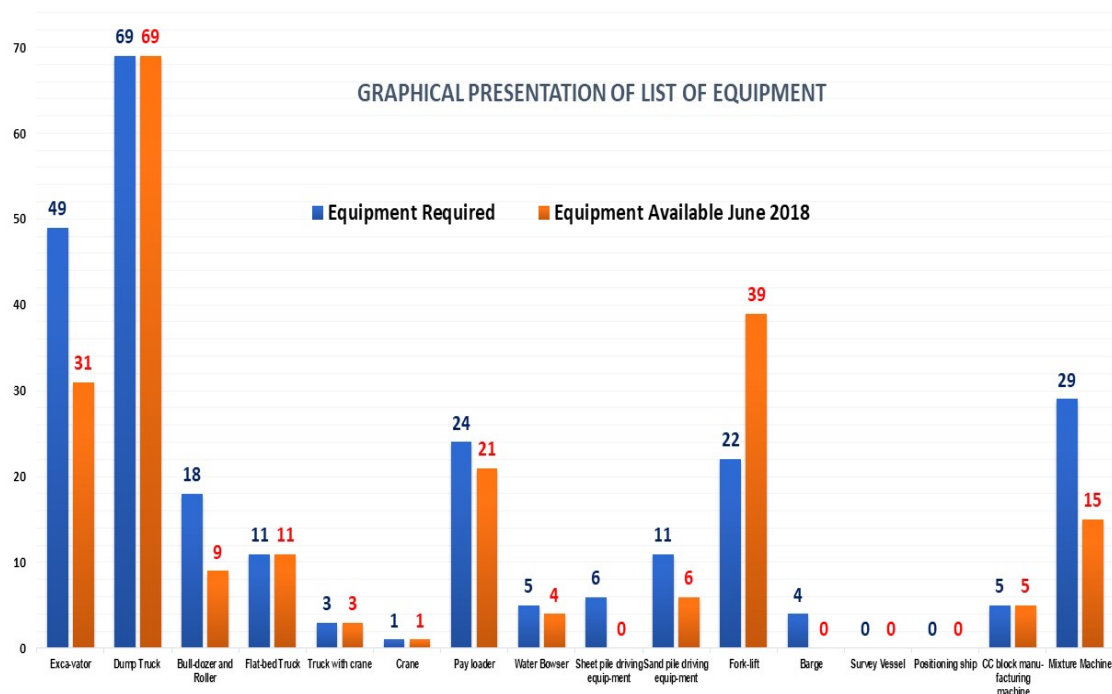


Figure 7: Comparison of Equipment Available and Required – Package 02

Source: DDCS&PMS Consultant Monthly Progress Report and CICO Contractor Monthly Progress Report, June 2018.

2.2.6.3 Works Contractor Package 3

Not yet contracted and likely to be deferred to a future phase of CEIP.

2.2.7 Third Party M&E Consultants

Background and Status Prior Quarter	Current Quarter update
<p>As background, the M&E Consultants assist the PMU in monitoring the RAP, SAP and EMP and in monitoring processes and outputs and evaluating the impacts of CEIP-1 overall. The M&E Consultants signed the contract on 01 October 2015 and mobilized on 01 November 2015. All of the key staff have been mobilized. The national Environmental Specialist, became unavailable and a candidate was proposed as his replacement in August 2016 and subsequently approved. The national Social Safeguards Specialist became unavailable and a candidate was proposed in January 2019. A budget-neutral contract modification #1 was approved.</p>	<p>A replacement candidate for the national Social Safeguards Specialist is under consideration by BWDB. A budget-neutral contract modification #2 has been submitted for approval.</p>

Table 14: M&E Consultants Staff Utilization as of 30 June 2019 (Month 44 of 60)

Key Experts- International			Total PM	Utilized PM	Remaining PM	Percent Utilized
1	Jan T. Twarowski	Team Leader cum Economist	25	20.09	4.91	80%
2	Michael Dembinski	M&E Specialist	8	5.00	3.00	62%
3	Abu H. Murshid	Environmental Specialist	9	2.86	6.14	32%
4	Mike Tyson-Taylor	Social Safeguards Specialist	10	2.32	7.68	23%
Total			52	30.27	21.73	58%
Key Experts-National						
1	Md. Mahidur Rahman Khan	Deputy Team Leader/GIS Info Management Spec.	30	22.448	7.552	75%
2	A.B.M Murshed Alam Siddiqui	Agric. Economist/M&E Specialist	18	6.089	11.911	34%
3	A.K.M Rezaul Hoque Khan A.K.M Mizanur Rahaman	Environmental Specialist	22	19.318	2.682	88%
4	Md. Mizanur Rahman	Social Safeguards Specialist	18	9.950	8.050	55%
5	Md. Badiuzzaman	Information Mgmt Specialist	18	9.255	8.745	51%
6	H.S. Mozzaddad Faruque	Water Resources Engineer	10	5.731	4.269	57%
Total			116	72.792	43.208	63%

The utilization rate of the key international staff stands at 58% and key national staff at 63%. This rate of utilization is not unexpected, but there will be a need to adjust the level of effort due to changes in the scope of services as has been explained in the Inception Report and the M&E Framework and Strategy and note in the MTR Aide Memoire. As the project progresses with multiple work sites, the need for following up on the PAHs and impact evaluation work, the level of inputs will be somewhat higher. However, the M&E Consultants have managed their resources judiciously. The elapsed time of the M&E Consultant's contract as of this reporting period is 44 of 60 months, amounting to 73.3% of the consultancy contract's duration which runs through October 2020.

2.3 Procurement

There are 23 procurement packages under services – 9 packages for firms and 14 for individual consultants. For the 9 packages to be contracted out to firms, eight have been contracted – namely, DDCS&PMS Consultants, Third-Party M&E Consultants and the Long-Term Monitoring, Research and Analysis of Bangladesh Coastal Zone; and the five packages for the Consultancy for Social Afforestation, SAP and WMOs (now with Social Afforestation re-assigned to the Department of Forestry). Two of these five packages were signed during the quarter on 8 April 2019. The package for Feasibility Studies and Preparation of next phase of CEIP-1, the TOR has been prepared by BWDB and is under review by the World Bank. Finally, the Consultancy for Institutional Capacity Building, TA & training to BWDB personnel will be converted into training at renowned national institutes in Bangladesh and therefore is dropped from the procurement plan.

Of the 17 consultancy packages for individuals, 10 are in place – including the Senior Environmental Specialist who joined the team during the January-March quarter. One IPoE contract is completed and not being renewed and recruitment for 3 new IPoE positions is being deferred indefinitely. Also, the work of the 3-member Procurement Panel is considered complete as the minimal remaining procurement will be handled by the PMU Procurement Specialist.

The following two tables summarize the procurement activities for services during the quarter. Annex 5.1 provides the detailed status and plans on procurement of services contracts – both for firms and individual consultants.

Table 15: Procurement Status – Consulting Firm Services

SI	Package Name (abridged)	Method	Package No.	Status 31 Mar 2019	Status 30 June 2019
1	Consultancy for (a) Social Action Plan (including WMOs), (b) Social afforestation and (c) Integrated Pest Management Plan	CQS	CEIP-1/A2 & B1/S01	The DCs of 3 districts (Khulna, Bagerhat and Pirojpur) have given NGO nominations for the package. Evaluation of NGOs qualification has been done. The DC, Patuakhali was requested on 07 February 2018, to furnish required numbers of effective NGOs, but yet to be received. Fresh REoI will be invited after obtaining additional list of effective NGOs from DC, Barguna.	See 1A-1E below.
1A	P32 & P33 Khulna District	CQS	S01-A	Package S01-A (Khulna District) – Contract signed on February 24, 2019. The Consultant has commenced the services from March 18, 2019.	Done
1B	P35/1 & P35/3 Bagerhat District	CQS	S01-B	Package S01-B (Bagerhat District) – Contract signed on February 24, 2019. The Consultant has commenced the services from March 18, 2019.	Done

Coastal Embankment Improvement Project, Phase I (CEIP-I)

SI	Package Name (abridged)	Method	Package No.	Status 31 Mar 2019	Status 30 June 2019
1C	P39/2C Pirojpur District	CQS	S01-C	Package S01-C (Pirojpur District) – Contract signed on February 24, 2019. The Consultant has commenced the services from March 18, 2019.	Done
1D	P40/2 & P41/1 Barguna District	CQS	S01-D	Package S01-D (Barguna District) – Draft Contract signed on 08 April, 2019.	Package S01-D (Barguna District) – Contract signed on 02 May, 2019.
1E	P43/2C, P47/2 & P48 Patuakhali District			Package S01-E (Patuakhali District)- Draft Contract signed on 08 April, 2019.	Package S01-E (Patuakhali District)- Contract signed on 02 May, 2019.
2	Consultancy for Detailed Design, Construction Supervision & Project Management Support, EIA and RAP (DDCS&PMS)	QBS	CEIP-1/B2, B3 & C1/S02	Done.	Done.
3	Third Party M&E Consultants for Overall Project Implementation	QBS	CEIP-1/C2/S03	Done.	Done.
4	Long-Term Monitoring, Research and Analysis of Bangladesh Coastal Zone	QBS	CEIP-1/C3/S04	Contract signed on 04 October 2018 and consultants mobilized 28 October 2018.	Done.
5	Consultancy for Institutional Capacity Building, TA & training to BWDB personnel	QBS	CEIP-1/D2/S22	It is planned to use this provision for training purposes of BWDB officer in different renowned Training Institutes in home and abroad.	Same, reprogrammed.
6	Consultancy for Feasibility Studies and preparation of design for next Phases of CEIP	QBS	CEIP-1/D3/S23	Draft final TOR prepared and under review by Board. It is being considered to get this service done through the Consultant of Contract No.CEIP-1/C3/S4. In the inception meeting, possibility will be explored.	Same

Source: PMU

Table 16: Procurement Status – Individual Consultant Services

S. No.	Package Name (abridged)	Package No.	Background	Status 31 Mar 2019	Status 30 June 2019
1	International Procurement Expert (Panel Chair)	CEIP-1/D1/S05	Consultant in place since 25 Nov 2013, but contract expired in Feb 2018.	No further extension is planned as procurement activities are nearly completed.	Same, closed.
2	International Technical Expert (Procurement Panel)	CEIP-1/D1/S06	First consultant Daniel Thirion in place from 05 Mar 2014 to 04 Mar 2015. Agreement between BWDB and Mr. I A Khan was signed on 13 April, 2015. Contract expired in Feb 2018.	No further extension is planned as procurement activities are nearly completed.	Same, closed.
3	Procurement Expert – national (Procurement Panel)	CEIP-1/D1/S07	Consultant Mr. Aminul Haque in place since 25 Nov 2013 with two year contract. New contract signed on 14 June 2016 for 32 months of additional input. Contract expired in June 2018.	No further extension is planned as procurement activities are nearly completed.	Same, closed.
4	PMU Procurement Specialist – national	CEIP-1/D1/S08	Consultant in place since 21 Nov 2013. Contract renewed and effective for 12 months through Oct 2017.	Draft contract was signed on 18 December 2018. Financial Negotiation Report and Draft Contract have been placed to Board on 27 December 2018, for approval. A new contract was signed 14 Jan 2019 for 18 months.	In place.
5	PMU Financial Management Specialist – national	CEIP-1/D1/S09	Consultant Mr. Nasser Ahmed commenced 02 Mar 2015 and resigned 29 Feb 2016. Negotiation with Mr. Michael Gomes was carried out on 06 April 2017 and contract signed on 24-04-2017 and is valid through 31 Oct 2019.	In place.	Same, in place
6	PMU Sr. Environmental Specialist – national	CEIP-1/D1/S10	Consultant in place since 13 Apr 2015. Contract expired 31 Oct 2016. Contract renewed and effective to June 2018.	The Consultant failed to sign the contract within the final extended time up to 15 October, 2018. So, after obtaining permission from WB, fresh Eols were invited on 6-12-2018 with deadline for submission up to 24 December 2018. Three (3) Eols were received within the deadline. Contract was signed on 12 March 2019 and expert is on board.	Same, in place.

Coastal Embankment Improvement Project, Phase I (CEIP-I)

S. No.	Package Name (abridged)	Package No.	Background	Status 31 Mar 2019	Status 30 June 2019
7	PMU Sr. Social Specialist – national	CEIP-1/D1/S11	Consultant Mr. Hasanur Rahman in place from 02 Oct 2014 to 03 Jan 2017. Replacement signed contract.	Consultant Mr. Mustafizur Rahman in place from 1 st August 2017 to 31 July 2019.	In place, but contract expiring July 2018.
8	PMU Sr. Forestry Specialist - national	CEIP-1/D1/S12		In place	In place
9	PMU Communications Officer - national	CEIP-1/D1/S13	Three rounds of recruitment took place.	In place	In place
10	PMU Sr. Revenue Officer	CEIP-1/D1/S14	Consultant in place since 12 Aug 2014.	In place	In place
11	PMU/Field - Social Specialist/ Economist	CEIP-1/D1/S15		In place	In place
12	PMU/Field – Environmental Specialist	CEIP-1/D1/S16	Vacant	In place	In place
13	IPOE Coastal Morphologist & Sediment/Tidal Management Expert	CEIP-1/D1/S17	TOR for IPOE panel revised to better support CEIP-1.	The procurement of this service is deferred indefinitely	Same, deferred
14	IPOE Hydrodynamics and Coastal Modelling Expert	CEIP-1/D1/S18	TOR for IPOE panel revised to better support CEIP-1.	The procurement of this service is deferred indefinitely	Same, deferred
15	IPOE Design Expert in Embankment and Hydraulic Structures	CEIP-1/D1/S19	TOR for IPOE panel revised to better support CEIP-1.	The procurement of this service is deferred indefinitely	Same, deferred
16	IPOE for Social Expert	CEIP-1/D1/S20		In place	In place
17	IPOE for Environment, Water Management and Polder Expert	CEIP-1/D1/S21	Consultant in place since 23 March 2015. Contract expired 31 Jan 2018.	Contract completed	Same, closed.
18	Accounting and Financial Management System Specialist (AFMSS) – national	CEIP-1/D1/S24	TOR prepared, submitted to WB and NOL received 14 Feb 2016. Three (3) CVs received 10 Mar 2016. Evaluation ongoing.	Dropped	Dropped
19	Information Technology Specialist (ITS) - national	CEIP-1/D1/S25	TOR prepared, submitted to WB and NOL received 14 Feb 2016. Three (3) CVs received 10 Mar 2016. Evaluation ongoing.	Dropped	Dropped

Source: PMU

The following table summarizes the procurement activities for works during the quarter. Annex 5.2 provides the detailed status and plans on procurement of works contracts.

Table 17: Procurement Status – Works

Sl	Package (abridged)	Name	Method	Package No.	Background	Status 31 Mar 2019	Status 30 June 2019
1	Rehabilitation/Reconstruction and Upgrading of Polder 32, 33, 35/1 and 35/3		ICBPQ	CEIP-1/W-01	Contract signed 01 Nov 2015 and contractor has mobilized. Official commencement date is 26 Jan 2016.	Contractor in place.	Contractor in place.
2	Rehabilitation/Reconstruction and Upgrading of Polder 39/2C, 40/1, 40/2, 43/2C, 47/2 and 48		ICBPQ	CEIP-1/W-02	Tender documents submitted to WB on 14 Oct and 19 Nov 2015; WB issues NOL on 03 Dec 2015; IFB issued on 04 Dec 2015 with deadline of 28 Jan 2016. Deadline extended three times until 24 Mar 2016. Seven (7) bids received. Bid Evaluation Report sent to the World Bank on 19 Jun 2016 for review /concurrence.	Contractor in place.	Contractor in place.
3	Rehabilitation/Reconstruction and Upgrading of Polder 14/1, 15, 16, 17/1, 17/2, 23 and 34/3		ICBPQ	CEIP-1/W-03	Due to cost of land acquisition and works under Packages 01 and 02, there are insufficient fund to take up Package 03. It will be deferred to the next project.	No change, deferred	No change, deferred

Source: PMU

Table 18 below summarizes the procurement status of goods. Annex 4.3 provides the details on goods (office equipment, vehicles, etc.) procured under the project. A new procurement plan was prepared and submitted to the World Bank on 27 February 2017. It includes seven additional packages to be procured starting fiscal year 2017/2018 – packages G-08 through G-14 – covering vehicles, office equipment and engineering equipment.

Table 18: Procurement Status – Goods

S. No.	Package (abridged)	Name	Method	Package No.	Background	Status 31 Mar 2019	Status 30 June 2019
1	Motor Vehicles		NCB (was ICB)	CEIP-1/ G-01	Procurement completed. Micro-Bus delivered November 2015. Ten 4-WD vehicles delivered on 04 Feb 2016.	Procurement completed.	Procurement completed.
	a) 4-WD Jeep/Cross Country (Total 10 Nos.)						
	b) Micro Bus-(Total 1 No.)						
2	Motor cycles		NCB	CEIP-1/ G-02	Procurement completed. Motor cycles delivered 22 Nov 2015.	Procurement completed.	Procurement completed.
3	Speed boat with engine and other accessories (5 nos.)		NCB	CEIP-1/ G-03	Newly added to procurement plan.	Planned to procure by February 2019.	Same
4	Desktop Computer, Laptop, Printer, & UPS with Accessories		NCB	CEIP-1/ G-04	Procurement completed. Goods delivered 29 June 2014.	Procurement completed.	Procurement completed.
5	Engineering Equipment: a) Leveling Equipment (5 nos.);		NCB	CEIP-1/ G-05	Procurement completed. Goods delivered 22 Nov 2015.	Procurement completed.	Procurement completed.
	b) Total Station (3)						

Coastal Embankment Improvement Project, Phase I (CEIP-I)

S. No.	Package Name	Method	Package No.	Background	Status 31 Mar 2019	Status 30 June 2019
6	Office Equipment	NCB	CEIP-1/ G-06	Procurement completed. Goods delivered 29 June 2014.	Procurement completed.	Procurement completed.
7	Office Furniture	NCB	CEIP-1/ G-07	Procurement completed	Procurement completed.	Procurement completed.
8	Motor Vehicles	ICB	CEIP-1/ G-08	Newly added to procurement plan.	Specifications prepared. Formal concurrence form WB will sought soon	Program deferred
9	Motor cycles	NCB	CEIP-1/ G-09	Newly added to procurement plan.	Planned to procure by December 2018. But procurement process is yet to start.	Program deferred
10	Speed Boat and accessories	NCB	CEIP-1/ G-10	Newly added to procurement plan.	Program revised. Planned to procure by August 2019. But procurement process is yet to start.	Program deferred
11	Computer equipment (laptops, desktops, printers, UPS, IPS with ancillaries)	NCB	CEIP-1/ G-11	Newly added to procurement plan.	Procurement completed.	Procurement completed.
12	Engineering equipment – levelling instrument	NCB	CEIP-1/ G-12	Newly added to procurement plan.	Planned to procure by June 2019.	Program deferred
13	Multi-media Projectors, Air coolers, Photocopier, Fax, Scanner, Binding machines	NCB	CEIP-1/ G-13	Newly added to procurement plan.	Planned to procure by June 2019.	Program deferred
14	Micro-bus		CEIP-1/ G-14	Newly added to procurement plan.	This is a new Package concurred by WB (PP-2016-1). Planned to procure by January 2019, but procurement process yet to start	Program deferred

Source: PMU

3. STATUS OF PROJECT OUTPUTS BY COMPONENT

Outputs are presented by component and based on the reports of the partners responsible for the respective component.

3.1 Outputs of Component A: Rehabilitation and Improvement of Polders

3.1.1 Outputs of A1: Rehabilitation and Improvement of Polders –Package 01

3.1.1.1 Mobilization and Preconstruction Activities

These activities are complete, though they were slow to materialize as described in earlier reports.

Engineer’s Site Offices, Laboratory and Inspection Sheds

All Engineer’s site offices, laboratories and facilities have been essentially completed since Mar 2018.

Contractor Main Offices and Site Offices/Camp Sites

Background and Status Prior Quarter	Current Quarter update
<ul style="list-style-type: none"> The Contractor established their main office in Dhaka and Khulna shortly within the time of commencement. The Contractor has built permanent site offices, and living quarters, which are 100% completed and fully functioning. Earlier, the Contractor has set up a functioning laboratory at BWDB’s Numagar premises in Khulna. Warehouse facilities for storage of cement and other perishable material has been put in place in each polder. 	Done.
CC block manufacturing machines – 5 fully operational (the manual machines are not in production any more)	Same.

Location of the CC block pre-casting yards is summarized in the table below.

Table 19: Number of Manual and Automated CC Block Machines by Location

SN	Location by Type	Number in Production	Number not in Production
1	Manual Process Yards		
1.1	Polder 32 at km 36+000 (Dacope)		1 set
1.2	Polder 33 at km 37+450 (Chunkuri)		1 set
1.3	Polder 35/1 at km 15+000 (Boraitola)		1 set
1.4	Polder 35/3 at km 29+000 (Khagraghat)		1 set
2	Automated CC Block Machine Yards		
2.1	Polder 32 (Khulna)	2	
2.2	Polder 33 (Mongla)	1	
2.3	Polder 35/1 at km 18+600 (Tafalbari)	1	
2.4	Polder 35/3 at km 14+000 (Daratana)	1	
	Total Automated CC Block Machines	5	

Source: Contractor (CHWE) monthly progress reports

Pre-Construction Survey Works

No pre-construction surveys were done during the quarter, so the status remains as in the previous quarter.

Table 20: Pre-Construction Cross-Section Survey Works Summary-30 June 2019

SN	Item	Embankment (km)			Hydraulic structure (nos.)			Bank Protection (km)			Drainage Channel (km)		
		Contract Qty.	Finished Qty.	Approved Qty.	Contract Qty.	Finished Qty.	Approved Qty.	Contract Qty.	Finished Qty.	Approved Qty.	Contract Qty.	Finished Qty.	Approved Qty.
1	Polder 32	49.50	49.666	49.666	10	10	10	2.0	2.0	2.0	17.5	17.5	17.5
2	Polder 33	52.05	49.316	49.316	24	19	19	1.7	1.7	1.4	63.21	50	22.2
3	Polder 35/1	62.00	61.625	61.625	32	29	29	1.5	1.5	1.5	70.5	50	50
4	Polder 35/3	40.00	39.825	39.825	14	14	14	2.5	0.45	0.45	2	2	2
Total		203.55	200.432	200.432	80	72	72	7.7	5.65	5.35	153.21	119.5	91.7

Source: Contractor (CHWE) Monthly Progress Report of June 2019.

3.1.1.2 GC Sub-Clause 8.3 Work Program

Background and Status Prior Quarter	Current Quarter update
<p>Consultants have approved a revised Work Program on 26 August 2018 which shows completion of the works in June 2020. This represents a 17-month extension.</p> <p>Background:</p> <p>In November and December 2015, the Contractor submitted their work program officially. After many iterations, giving particular attention to work methods and procurement schedule, a work program was finally approved by the Engineer on 24 August 2016.</p> <p>The Engineer (DDCS&PMS Consultant) has requested and finally received in September 2017 a revised work program from the Contractor, but it was not supported by sufficient detailed planning and therefore cannot be relied upon. An improved and well supported work program has been requested.</p>	<p>No change.</p>
<p>The Contractor has not adhered to the program and overall progress stands at 71% compared to the planned 74% level planned as of 31 Mar 2018.</p>	<p>Overall progress stands at 79% per DDCS&PMS Consultants compared to the planned 83%. Given that the revised Work Program of August 2018 builds from the actual achievement on that date, this degree of progress is by definition very close to the plan at this time.</p>

3.1.1.3 Embankment Works

There has been very good progress on the embankment works during the quarter and during the year, with 172.87 kms either in process or completed compared to 161.793 kms in the previous quarter and 128.88 kms one year ago. Fully completed embankment totals 146.113 kms compared to 109.68 kms in the previous quarter and 44.25 kms one year earlier. See Table 22.

Table 21: Package 01 Progress on Embankment Re-sectioning/Retired in kms

Polder	Revised Target (Kms.)	As of 30 Jun 2018			As of 31 Mar 2019			As of 30 Jun 2019		
		Length of Working Area (kms)	Fully Done (kms)	In Progress (kms)	Length of Working Area (kms)	Fully Done (kms)	In Progress (kms)	Length of Working Area (kms)	Fully Done (kms)	In Progress (kms)
32	49.666	28.70	12.22	16.48	39.731	24.380	15.351	44.347	30.040	14.307
33	49.154	28.13	13.27	14.86	44.217	28.050	16.167	43.411	41.541	1.87
35/1	61.972	39.49	4.89	34.60	41.12	28.650	12.470	43.367	38.802	4.565
35/3	39.825	32.57	13.86	18.71	36.725	28.600	8.125	41.745	35.730	6.015
Total	200.617	128.88	44.25	84.63	161.793	109.68	52.113	172.870	146.113	26.757

Source: DDCS&PMSC and CHWE data on June 2018, March 2019 and June 2019, verified by the M&E Consultants based on spot checks.

The earthwork progress has increased from a level of 58.94% on 30 June 2018 to 68.19% on 31 March 2019 and ending at 75.82% on 30 June 2019 as shown in Table 23.

Table 22: Package 01 Progress on Embankment Earthwork in m3

Polder	Revised Contract Length (km)	Contract Qty (000 m3)	30-Jun-18		31-Mar-19		30-Jun-19	
			Qty (000 m3)	% Done	Qty (000 m3)	% Done	Qty (000 m3)	% Done
32	49.666	1618.396	684	54.53%	839	66.92%	1030	63.64%
33	49.154	1004.225	606	60.67%	693	69.31%	830	82.60%
35/1	61.972	2317.57	1149	47.10%	1168	47.90%	1471	63.47%
35/3	39.825	1393.57	1026	86.46%	1052	88.63%	1304	93.57%
Total	200.617	5878.584	3465	58.94%	3752	68.19%	4635	75.82%

Source: CHWE data on June 2018, March 2019 and June 2019, verified by the M&E Consultants based on spot checks.

3.1.1.4 Drainage Sluices and Flushing Sluices

There has been very good progress on the drainage and flushing sluices works during the quarter and during the year. Out of 38 drainage sluices, 37 are fully completed and only one remains with a small amount of work to be done (it is 99% complete). As for flushing sluices, 29 are fully or

substantially completed and there remains one flushing sluice which has not been started yet due to land not being available at the location.

Table 23: Summary of Number of Hydraulic Structures in Progress by Polder

Polder	Structure Type	Contract Quantity (no.)	30-Jun-18		31-Mar-19		30-Jun-19	
			Number	Weighted % complete	Number	Weighted % complete	Number	Weighted % complete
32	DS	8	7	62.50%	8	94.00%	8	99%
	FS	1	0	0.00%	1	10.00%	1	95%
33	DS	12	11	83.33%	12	89.00%	12	100%
	FS	6	4	16.67%	5	33.00%	6	100%
35/1	DS	14	11	57.14%	14	86.00%	14	100%
	FS	13	9	52.94%	12	63.00%	13	92%
35/3	DS	4	4	75.00%	4	100%	4	100%
	FS	10	8	60.00%	1	90.55%	10	100%
Total	DS	38	33	66.67%	39	92.25%	38	99.79%
	FS	30	21	41.46%	29	49.14%	29	96.67%
	Both DS+FS	68	54	53.75%	68	70.69%	67	98.38%

Source: DDCS&PMSC and CHWE data on June 2018, March 2019 and June 2019, verified by the M&E Consultants based on spot checks.

Details of the work progress of hydraulic structures are shown in Table 25.

Table 24: Status of Package 01 Drainage and Flushing Sluices under Construction

Polder	Type of HS	Sluice Name	Preparation cofferdam- excavation- dewatering	Foundation sand piling - Sheet Piles	Structure - Concreting Work	Installation CC block placing - Gate	Weighted % progress (30 June 19)	Weighted % progress (Mar 19)
32	DS	DS-1	100%	100%	100%	100%	100%	100%
	DS	DS-2	100%	100%	100%	100%	100%	100%
	DS	DS-7	100%	100%	100%	100%	100%	100%
	DS	DS-8	100%	100%	100%	100%	100%	100%
	DS	DS-9	100%	100%	100%	100%	100%	100%
	DS	DS-10	100%	100%	100%	80%	97%	90%
	DS	DS-11	100%	100%	100%	70%	96%	69%
	DS	DS-16	100%	100%	100%	100%	100%	100%
	FS	FS-3	100%	100%	100%	100%	100%	100%
	FS	D-10	100%	100%	100%	70%	96%	47%
33	DS	DS-1	100%	100%	100%	100%	100%	100%
	DS	DS-2	100%	100%	100%	100%	100%	100%
	DS	DS-3	100%	100%	100%	100%	100%	100%
	DS	DS-4	100%	100%	100%	100%	100%	100%

Coastal Embankment Improvement Project, Phase I (CEIP-I)

Polder	Type of HS	Sluice Name	Preparation cofferdam- excavation- dewatering	Foundation sand piling - Sheet Piles	Structure - Concreting Work	Installation CC block placing - Gate	Weighted % progress (30 June 19)	Weighted % progress (Mar 19)
	DS	DS-6	100%	100%	100%	100%	100%	52%
	DS	DS-7	100%	100%	100%	100%	100%	100%
	DS	DS-8	100%	100%	100%	100%	100%	100%
	DS	DS-9	100%	100%	100%	100%	100%	100%
	DS	DS-10	100%	100%	100%	70%	96%	22%
	DS	DS-11	100%	100%	100%	100%	100%	100%
	DS	DS-12	100%	100%	100%	100%	100%	100%
	DS	DS-13	100%	100%	100%	100%	100%	100%
	FS	FS-1	100%	100%	100%	100%	100%	100%
	FS	FS-3	100%	100%	100%	100%	100%	100%
	FS	FS-5	100%	100%	100%	100%	100%	85%
	FS	FS-6	100%	100%	100%	100%	100%	80%
	FS	FS-8	100%	100%	100%	100%	100%	80%
	FS	FS-9	100%	100%	100%	100%	100%	100%
	FS	FS-10	100%	100%	100%	100%	100%	100%
	FS	FS-11	100%	100%	100%	100%	100%	38%
	FS	FS-14	100%	100%	100%	100%	100%	100%
	FS	FS-15	100%	100%	100%	100%	100%	100%
	FS	FS-17	100%	100%	100%	100%	100%	100%
	FS	FS-19	100%	100%	100%	100%	100%	100%
35/1	DS	DS-1	100%	100%	100%	100%	100%	100%
	DS	DS-2	100%	100%	100%	100%	100%	93%
	DS	DS-4	100%	100%	100%	100%	100%	100%
	DS	DS-5	100%	100%	100%	100%	100%	100%
	DS	DS-6	100%	100%	100%	100%	100%	100%
	DS	DS-7	100%	100%	100%	100%	100%	100%
	DS	DS-8	100%	100%	100%	100%	100%	100%
	DS	DS-11	100%	100%	100%	100%	100%	88%
	DS	DS-12	100%	100%	100%	100%	100%	100%
	DS	DS-13	100%	100%	100%	100%	100%	87%
	DS	DS-14	100%	100%	100%	100%	100%	47%
	DS	DS-15	100%	100%	100%	100%	100%	100%
	DS	DS-16	100%	100%	100%	100%	100%	100%
	DS	DS-17	100%	100%	100%	100%	100%	100%
DS	DS-18	100%	100%	100%	100%	100%	100%	

Coastal Embankment Improvement Project, Phase I (CEIP-I)

Polder	Type of HS	Sluice Name	Preparation cofferdam- excavation- dewatering	Foundation sand piling - Sheet Piles	Structure - Concreting Work	Installation CC block placing - Gate	Weighted % progress (30 June 19)	Weighted % progress (Mar 19)
	FS	FS-1	100%	100%	100%	100%	100%	100%
	FS	FS-2	100%	100%	100%	100%	100%	100%
	FS	FS-4	100%	100%	100%	100%	100%	100%
	FS	FS-5	100%	100%	100%	100%	100%	100%
	FS	FS-6	100%	100%	100%	100%	100%	100%
	FS	FS-7	100%	100%	100%	100%	100%	100%
	FS	FS-12	100%	100%	100%	100%	100%	100%
	FS	FS-13	100%	100%	100%	100%	100%	100%
	FS	FS-14	100%	100%	100%	100%	100%	100%
	FS	FS-15	100%	100%	100%	100%	100%	100%
	FS	FS-16	100%	100%	100%	100%	100%	100%
	FS	FS-17	100%	100%	100%	100%	100%	100%
	FS	FS-18	100%	100%	100%	100%	100%	85%
	FS	FS-19	100%	100%	100%	100%	100%	86%
	FS	FS-21	0	0	0	0	0%	100%
	FS	FS-22	100%	100%	100%	100%	100%	18%
	FS	FS-23	100%	100%	100%	100%	100%	100%
	35/3	DS	DS-1	100%	100%	100%	100%	100%
DS		DS-2	100%	100%	100%	100%	100%	100%
DS		DS-3	100%	100%	100%	100%	100%	100%
DS		DS-4	100%	100%	100%	100%	100%	100%
FS		FS-1	100%	100%	100%	100%	100%	33%
FS		FS-3	100%	100%	100%	100%	100%	100%
FS		FS-4	100%	100%	100%	100%	100%	100%
FS		FS-5	100%	100%	100%	100%	100%	97%
FS		FS-6	100%	100%	100%	100%	100%	100%
FS		FS-8	100%	100%	100%	100%	100%	100%
FS		FS-9	100%	100%	100%	100%	100%	100%
FS		FS-10	100%	100%	100%	100%	100%	100%
FS		FS-13	100%	100%	100%	100%	100%	100%
FS		FS-14	100%	100%	100%	100%	100%	95%

Source: CHWE Monthly Progress Report, March & June 2019 and M&E Consultant's Calculation



3.1.1.5 Drainage Channel Excavation/Re-excavation

Background and Status Prior Quarter	Current Quarter update
36.7% of earthwork done of Prior Quarter and 19.7% has been done before one year.	90.8% of earthwork done to date

Table 25: Excavation/Re-excavation of Drainage Channels in m³ and Ratio Length

Polder	Contract Length (km)	Contract Qty (000 m3)	30-Jun-18				31-Mar-19				30-Jun-19			
			Qty (000 m3)	% Done	Ratio Length (Kms)	% Done	Qty (000 m3)	% Done	Ratio Length (Kms)	% Done	Qty (000 m3)	% Done	Ratio Length (Kms)	% Done
32	17.5	169.33	94.894	40.82%	7.45	43.82%	94.894	40.8%	8.14	47.9%	150.24	88.73%	13.45	76.86%
33	63.21	672.22	97.775	17.42%	7.3	11.94%	163.175	29.1%	15.61	25.5%	648.1	96.41%	53.82	85.14%
35/1	70.5	517.64	102.692	20.77%	14.1	20.62%	379.903	76.8%	18.68	27.3%	435.34	84.10%	47.50	67.38%
35/3	0	0	0	0.00%	0	0.00%	0	0.0%	0	0.0%	0	na	0.00	na
Total	151.21	1,359.19	295.361	19.75%	28.85	19.43%	637.972	36.7%	42.43	25.2%	1233.68	90.77%	114.77	75.90%

Source: DDCS&PMSC and CHWE data on June 2018, March 2019 and June 2019, verified by the M&E Consultants based on spot checks.

3.1.1.6 Bank Protection Works

Bank protection works commenced in March 2017 with the placement of CC blocks in lieu of hard rock. The original anticipated length of such works was 7.70 kms, but the revised contract length is now 4.25 kms. There has been great activity on bank protection works with 4.05 kilometers-equivalent¹ compared to 3.89-kilometer equivalent in the previous quarter and 1.81 kilometers-equivalent² one year ago.

Table 26: Package 01 Bank Protection Works - Progress Compared to Target

Polder	Contract Length (Kms.)	Revised Contract Length (km)	30-Jun-18		31-Mar-19		30-Jun-19	
			Completed (equiv't kms)	% of blocks placed	Completed (equiv't kms)	% of blocks placed	Completed (equiv't kms)	% of blocks placed
Polder 32	2	2	0.21	10.50%	1.84	92.00%	2.000	100.00%
Polder 33	1.7	1.4	1.1	78.57%	1.30	92.86%	1.300	92.86%
Polder 35/1	1.5	0.9	0.5	55.56%	0.60	66.67%	0.600	66.67%
Polder 35/3	2.5	0.15	0	0.00%	0.15	100.00%	0.150	100.00%
Package 01 Total	7.7	4.45	1.81	40.67%	3.89	87.42%	4.050	91.01%

Source: DDCS&PMSC and CHWE data on June 2017, March 2019 and June 2019, verified by the M&E Consultants based on spot checks.

3.1.1.7 Slope Protection Works

Slope protection works depend on completion of the construction of embankments so work in this respect was expected to just get started in April 2017 per the Work Program in effect. As of 30 June

¹ Meters-equivalent and kilometers-equivalent is calculated as the % of blocks placed times the kilometers to be done.

² Meters-equivalent and kilometers-equivalent is calculated as the % of blocks placed times the kilometers to be done.

2019, and 31 March 2019, slope protection works stood at 76.70% and are 51.84% complete respectively compared to only 18.88% in one year ago. See figure 30.

Table 27: Slope Protection Works - Progress Compared to Target

Polder	Contract Length (kms)	Revised Contract Length (km)	30-Jun-18		31-Mar-19		30-Jun-19	
			Completed (kms)	% done	Completed (kms)	% done	Completed (kms)	% done
Polder 32	3.275	3.30	1.63	49.39%	2.230	67.58%	2.300	69.70%
Polder 33	6.03	4.016	1.75	43.58%	3.600	89.64%	3.716	92.53%
Polder 35/1	11.75	11.75	0.35	2.98%	3.820	32.51%	8.598	73.17%
Polder 35/3	0.9	0.9	0	0.00%	0.700	77.78%	0.700	77.78%
Package 01 Total	21.955	19.966	3.73	18.68%	10.35	51.84%	15.314	76.70%

Source: DDCS&PMSC and CHWE data on June 2018, March 2019 and June 2019, verified by the M&E Consultants based on spot checks.

3.1.1.8 Status of Emergency Works (under BOQ item Environmental Mitigation Works)

The existing embankments at all four polders include locations where rapid deterioration occurred recently, or where damage increased over time so that these sections are in danger of being breached which would have threatened wholesale flooding of the polders during the monsoon season. While these conditions were not caused by the Project, the emergency works contingency funds come under BoQ item heading “Environmental Mitigation Works”. They are, in fact, works to protect the population in the polders from flood damage until the permanent works are done.

To date, the DDCS&PMS Consultant had authorized emergency works in Package 01 as follows:

- 1st batch starting January 2016 : 25 locations
- 2nd batch Cyclone Roanu, May 2016 : 19 locations
- 3rd batch 2017 monsoon : 61 locations (20 new locations added during July-Sep)
- 4th batch post-2017 monsoon : 12 locations
- 5th batch 2018 monsoon : 1 location
- 6th batch 2018 monsoon : 58 locations

New vulnerable sites are continually under assessment by a tripartite team comprising XEN, Engineer and Contractor. During the 2018/19 year, emergency works were undertaken as follows:

Pkg-1 58 locations 7025 m 100% complete on 31 December 2018

The total allocation for emergency works under the environmental mitigation provisional sum BoQ item is BDT 40 million, but day works are also being used to perform some of these works.

It is worth mentioning that at least some of the emergency works may not have been needed if the Contractor’s work progress was on schedule. It should also be noted also that maintenance will not be carried out by BWDB until the polders are handed back over to GoB as these polders are now under the Project.

The quantum of emergency works executed up to June 2019 is shown below.

Polder	Completed Length (kms) under Environmental Mitigation Works	Completed Length (kms) under Physical & Price Contingency	TOTAL
Polder 32	4.187	4.192	8.379
Polder 33	1.454	1.517	2.971
Polder 35/1	0.941	1.53	2.471
Polder 35/3	1.04	2.87	3.910
Package 01 Total	7.622	10.109	17.731

3.1.1.9 Nalian Closure Dam – Polder 32

Background and Status 31 March 2019	Status 30 June 2019
<p>Survey works and measurement has been completed. Methodology for geotechnical investigation has been approved by the Engineer. Contractor is revising the preliminary design drawings it submitted on 18 March 2017 in line with Engineer’s comments. Soil investigation has been completed. Report for Soil Investigation is being prepared. Awaiting final design by Contractor.</p> <p>Final design submitted by Contractor and reviewed by DDCS & PMS Consultants.</p> <p>Out of 1 million estimated to be required - 900,000 nos of synthetic bag dumping have been completed, also, 3000 geo-bags have been dumped out of 50,000 nos.</p>	<p>70% foundation works of the closure has been completed.</p>

3.1.1.10 CC Block Production

Background and Status 31 Mar 2019	Status 30 June 2019
<p>5,737 million CC blocks produced to date, with about 648,000 blocks produced during the quarter.</p> <p>This is 77.68 percent of total required.</p> <p>The number of CC blocks required has increased from the original 4.4 million given that the Contractor has opted to use CC blocks for bank protection works in lieu of hard rock (but at the unit rate of hard rock).</p>	<p>6,015 million CC blocks produced to date, with 277,801 blocks produced during the quarter. This is 81.4% of total required.</p>
<p>Original plan was to have four automated CC block manufacturing machines. Six automated CC block manufacturing machines are functioning; the seventh machine is being commissioned.</p>	<p>Three machines are in production.</p>

There has been an increase in the production rate over the past year and past quarter. Current production has reached 81.4% of the more the more than 7.39 million that must be produced. The achievement this quarter was 3.76% of total required production compared to 8.3% in the prior quarter. If the current rate of production is maintained, the total required production would be reached in September 2020 which is not in time to conclude the works by the contract end date of June 2020.

A plant-wise analysis of the April-June 2019 production yields the following results:

Table 28: Plant-wise Production of CC Blocks in Package 01

Sl No	Name of Polder	Name of Casting yard	Present Status	Manufactured Quantity in Number			Average Daily Output	Production
				Apr 2019	May 2019	Jun 2019	in last 3 Months	Efficiency
1	32	Rupsa CC Block Casting Yard at Rupsa, Khulna. (Automated Plant)	Work is going on	0	0	0	0	0
2	32	Pankhali CC Block Casting Yard at Rupsa, Khulna. (Automated Plant)	Work is going on	21,166	0	0	233	7.8%
3	33	Mongla CC Block Casting Yard at Mongla, Bagerhat. (Automated Plant)	N/A	0	0	0	0	0
4	33	Chunkuri CC Block Casting Yard at Chunkuri, Khulna. (Manual)	Work stopped few months ago	0	0	0	0	0
5	35/3	Mollikerber CC Block Casting Yard at Planer Bazar, Bagerhat. (Manual)	Work stopped few months ago	0	0	0	0	0
6	35/3	Khegraghat CC Block Casting Yard at Khegraghat, Bagerhat. (Manual)	Work stopped few months ago	0	0	0	0	0
7	35/3	Doratana CC Block Casting Yard at Bagerhat. (Automated Plant)	Work is going on	58,894	26,893	13,251	1088	36.3%
8	35/1	Boroitola CC Block Casting Yard at Soronkhola, Bagerhat. (Manual)	Work stopped few months ago	0	0	0	0	
9	35/1	Tafalbari CC Block Casting Yard at Soronkhola, Bagerhat. (Automated Plant)	Work is going on	54,285	100,481	12,293	1836	61.2%

Source: Khulna field office of DDCS&PMS Consultants M&E Consultant's calculations

With a sustained daily production rate of 3,000 CC blocks considered 100% of capacity for a given machine, it is seen that the Tafalbari Plant on Polder 35/1 is producing more than 61.2%, and Pankhali Plant on Polder 32 is producing at 7.8% of capacity. Doratana Plant on Polder 35/3 is producing at 26.3%. On the other hand, two automatic plant were not in production at all. The four manual plants are currently out of production.

Table 29: Package 01 CC Block Production

Polder Number	Estimated Quantity	30-Jun-18	31-Mar-19	Production during April-June 2019				Quarter Total	Cumulative Total
		Cumulative Total	Cumulative Total	40x40x40 (cms)	40x40x20 (cms)	30x30x30 (cms)	40x40x30 (cms)		
32	1,918,027	1,290,551	1,860,190	0	0	0	26,650	26,650	1,886,840
33	1,619,763	1,060,847	1,155,275	325	0	0	0	325	1,155,600
35/1	3,628,072	1,228,474	2,509,302	0	171,589	69,237	0	240,826	2,760,128
35/3	220,567	468,174	212,954	0	0	0	0	0	212,954
Total	7,386,429	4,048,046	5,737,721	325	171,589	69,237	26,650	267,801	6,015,522

Source: CHWE Monthly Report, June 2019

3.1.2 Outputs of A1: Rehabilitation and Improvement of Polders –Package 02

3.1.2.1 Embankment Works

Fully completed embankment totals 18.82 kms in this quarter compared to 18.60 kms done one year earlier and working length has reached 32.12 kms in this quarter compared to 21.90 kms one year earlier in June 2018. This is paltry progress for Year 2 of this contract.

Table 30: Package 02 Progress on Embankment Re-sectioning/Retired in kms

Polder	Target	As of June 2018			As of 31 Mar 2019			As of 30 June 2019		
		Length of Working Area (kms)	Fully Done (kms)	In Progress (kms)	Length of Working Area (kms)	Fully Done (kms)	In Progress (kms)	Length of Working Area (kms)	Fully Done (kms)	In Progress (kms)
39/2C	59.25	0	0	0	0	0	0	0	0	0
40/2	34.40	5.60	2.40	3.20	5.60	2.4	3.2	6.1	2.4	3.7
41/1	33.81	0	0	0	0	0	0	7.73	0	7.73
43/2C	25.70	0	0	0	7.75	0	7.75	0.65	0	0.65
47/2	17.55	16.20	16.20	0	16.20	16.2	0	16.2	16.2	0
48	38.00	0	0	0	0.35	0	0.35	1.44	0.22	1.22
Total	208.71	21.90	18.60	3.20	29.90	18.60	11.30	32.12	18.82	13.30

Source: DDCS&PMSC and CHWE data on June 2019 & March 2019, verified by the M&E Consultants based on spot checks.

The cumulative earthwork progress totals 20.94% as of 30 June 2019 compared to 19.93% on 31 March 2019, barely any advance.

Table 31: Package 02 Progress on Embankment Earthwork in 000 m3

Polder	Contract Length (km)	Contract Qty (000 m3)	As of 30 June 2018		As of 31 Mar 2019		As of 30 June 2019	
			Qty (000 m3)	% Done	Qty (000 m3)	% Done	Qty (000 m3)	% Done
39/2C	59.25	1949.000	0	0.00%	0	0.00%	0.000	0.00%
40/2	34.40	1354.000	49.774	3.68%	69.874	5.16%	75.000	5.54%
41/1	33.81	611.000	0	0.00%	100	16.36%	110.000	18.00%
43/2C	25.70	841.000	0	0.00%	2.5	0.30%	12.000	1.43%
47/2	17.55	126.000	0	0.00%	120.279	95.20%	120.279	95.46%
48	38.00	2147.000	0	0.00%	55.5	2.59%	112.000	5.22%
Total	208.71	7,028.00	49.774	0.71%	348.153	19.93%	429.279	20.94%

Source: DDCS&PMSC and CHWE data on December 2018 & March 2019, verified by the M&E Consultants based on spot checks.

3.1.2.2 Drainage Sluices and Flushing Inlets

- Out of 50 nos of drainage sluices, 19 nos are substantially advanced with 85% of the work completed.
- Out of 53 nos of flushing sluices, 15 nos are partially completed; among these, 14 nos have been completed more than 85%. This is up from 8 nos in this category in the previous quarter.

3.1.2.3 Bank Protection Works

Out of 5.395 kms of River Bank Protection Works only 1.95 kms have been fully completed and this was in polder 39/2C.

3.1.2.4 Slope Protection Works

Slope protection works depend on completion of the construction of embankments so work in this respect was expected to just get started after a substantial lag. Out of 9.476 kms of Slope Protection Work, 0.15 kms has been taken up during the quarter and this represents the total completed up to June 2019.

3.1.2.5 CC Block Production

There has been an increase in the production rate over last couple of months, but it could still be improved. Current production has reached 30.90% of the more than 11.42 million that must be produced. The achievement this quarter was 7.87% of total required production compared to 9.18% in the prior quarter. At this rate, the total can be reached in 9 more quarters, or June 2021. Clearly, the production must be scaled up to reach the target before the contract end date. See details in the table below.

Table 32: CC Block production of Package 2

Polder Number	Estimated Quantity	31-Mar-19	Production during Apr to June 2019				30-Jun-19	
		Cumulative Total	40x40x40 (cms)	40x40x20 (cms)	30x30x30 (cms)	40x40x30 (cms)	Quarter Total	Cumulative Total
39/2C	7,598,926	2,205,276	691,702	0	54,558	0	746,260	2,951,536
40/2	530,130	85,633	0	2,894	8,342	510	11,746	97,379
41/1	1,153,937	123,160	28,797	0	5,032	0	33,829	156,989
43/2C	789,700	0	1,361	0	660	0	2,021	2,021
47/2	481,717	107,698	63,307	0	7,981	0	71,288	178,986
48	867,351	109,638	513	0	0	31,460	31,973	141,611
Total	11,421,761	2,631,405	785,680	2,894	76,573	31,970	897,117	3,528,522

Source: DDCS&PMSC and CHWE data on December 2019 & June 2019, verified by the M&E Consultants based on spot checks.

3.1.3 Outputs of A1: Rehabilitation and Improvement of Polders –Package 03

Background and Status 31 March 2019	Status 30 June 2019
<p>No additional progress on design – remains at 25% for last 1.5 years.</p> <p>Background:</p> <p>Works package W-03 will comprise the remaining seven polders - 14/1, 15, 16, 17/1, 17/2, 23, 34/3. Modeling is essentially complete and the draft modeling report will be submitted in late 2017. The survey work for design and geotechnical investigations were complete during the Oct-Dec 2017 quarter. The actual design work commenced in the October-December2016 quarter. The designs were agreed to be completed by 30 June 2017, but the Consultant has only one designer working on this so it is behind schedule.</p> <p>Some additional progress on design made, though not quantified. Some further review of the modelling by IWM is required for fixing of invert levels before design of structures can be completed.</p>	<p>Designs have been completed during the current quarter.</p>

3.1.4 Output of A2: (a) Social Mobilization with Social Action Plan (including setting up WMOs), (b) Social Afforestation and (c) Integrated Pest Management (IPM) Plan

Activities of NGO's

Package	Polder	Activities Status on June 2019
Package - 01	Polder 32 & 33	<ul style="list-style-type: none"> Inception workshop has been held dated on 30th June, 2019. Orientation workshop has been done. Awareness program (Social and Forest), Base line survey, prepare Households profile for Water Management Group and Catchment area selection work is going on. Inception report has been submitted to PMU on 13 May 2019
	Polder 35/2 & 35/3	<ul style="list-style-type: none"> Inception workshop has been held on 5th May, 2019. Orientation workshop has been done. Awareness program (Social and Forest), Base line survey, prepare Households profile for Water Management Group and Catchment area selection work, Social mapping work is going on. Inception report has been submitted to PMU on last week of May 2019.
Package - 02	Polder – 39/2C	<ul style="list-style-type: none"> Base line survey is ongoing. Inception report has been submitted to PMU on last week of June 2019.
	Polder 40/2 & 41/1	<ul style="list-style-type: none"> Census, prepared social Mapping work is going on. Inception report has been submitted to PMU on June 2019
	Polder 43/2C, 47/2 & 48	<ul style="list-style-type: none"> Base line survey work is going on Inception report has been submitted to PMU on 7 July 2019

3.2 Outputs of Component B: Implementation of Social and Environmental Management Frameworks and Plans

3.2.1 Outputs of B1: Implementation of Social Action Plans

These services have not yet commenced.

3.2.2 Outputs of B2: Implementation of Social Management and Resettlement Policy Framework (SMRPF) and Resettlement Action Plans (RAPs)

3.2.2.1 RAP and LAP for Package 01

The RAP Team of DDCS&PMS Consultants commenced fieldwork in March 2015. The number of Project-Affected Households and Entitled Persons is presented in Tables 33 and 34 below. There is almost no change in these numbers since the quarter ending September 2017.

Table 30: Number of Titled and Non-Titled Entities (excluding tenants and wage laborers) in Package 01 Polders

Category	Number of Titled and Non-Titled Entities by polder as of 30 June 2019					as of 31 Mar 2019	as of 30 Jun 2018
	Polder 32	Polder 33	Polder 35/1	Polder 35/3	Total	Total	Total
Titled	3003	2066	1087	489	6645	6645	6,645
Non-titled	1251	1466	1624	282	4623	4619	4,569
Total	4254	3532	2711	771	11,268	11,264	11,214

Source: RAP Team, IOL Survey in June 2018, DDCS&PMSC with update from September 2017 MPR.

Table 31: Breakdown of Non-Titled EPs by Polder and Category in Package 01

Category	Number of Non-Titled EPs by polders as of 30 Jun 2019					as of 31 Mar 2019	as of 30 Jun 2018
	Polder 32	Polder 33	Polder 35/1	Polder 35/3	Total	Total	Total
Squatters	1251	1466	1624	282	4623	4619	4,569
Tenants	86	157	196	9	448	448	448
Wage Laborers	23	75	171	11	280	280	280
Total	1360	1698	1991	302	5,351	5,347	5,297

Source: RAP Team, IOL Survey in June 2018, DDCS&PMSC with update from September 2017 MPR.

Implementation of the RAP for Package 01 has progressed as shown in the table below. A total of 86% of non-titled EPs have been compensated and 97.46% of these EPs (96.38% of all non-titled EPs) have relocated.

One group of 14 squatters and two markets have been relocated— one each in Polder 35/1 and 35/3. The LAP/RAP team is trying to convince more group relocation in other places in the four Polders under Package 01, but so far this is the only group relocation.

Two markets have been relocated – one each in Polder 35/1 and 35/3.

Table 32: Status of Relocation of Compensated EPs

Sl. No.	Status of relocation	Number of squatters relocated by polders as of 30 Jun 2019						as of 31 Mar 2019		as of 30 Jun 2018	
		P-32	P-33	P-35/1	P-35/3	Total	%	Total	%	Total	%
1	Relocated on own land	666	716	623	132	2137	53.90	2125	54.43	2125	54.43
2	Relocated on purchased land	112	69	270	45	496	12.50	474	12.14	474	12.14
3	Relocated on other's land	235	173	206	65	679	17.12	679	17.39	679	17.39
4	Relocated Temporarily at nearby area/Govt. land	203	169	93	02	467	11.78	471	12.06	471	12.06
5	Not yet relocated	15	74	11	00	100	2.54	82	2.10	82	2.10
6	Market Relocation	06	00	20	17	43	1.08	30	0.77	30	0.77
7	Group relocation	14	00	29	00	43	1.08	43	1.10	43	1.10
	Total	1251	1201	1252	261	3965	100	3904	100	3904	100

Source: DDCS&PMS Consultant Monthly Progress Report, June 2018, March 2019 & June 2019.

Payments to titled EPs have risen slightly during the prior quarter from 2,156 EPs as of 31 March 2019 to 2,288 EPs as of 30 June 2019.

Table 33: Payments to Titled EPs – Package 01

Polder	Total Awardees	Amount to be Paid by DCs in BDT (Lakh)	Number of Cheque Issue Against Awardees	Total Amount Paid in BDT (Lakh)	Progress BDT %
32	3003	1615.37	720	1094.14	67.73
33	2066	770.04	363	556.94	72.33
35/1	1087	4525.92	841	3233.37	71.44
35/3	489	1510.51	364	1043.93	69.11
Total	6645	8421.84	2288	5928.38	70.39

Source: DDCS&PMSC Monthly Reports

While payment of compensation to titled EPs saw improvement during the last two quarters, payment to non-titled EPs has stagnated with the last 14% of these EPs still to be compensated.

Table 34: Summary Progress of LAP and RAP Implementation – Package 01

SN	Milestone Actions	Progress as of 30 Jun 2018	Progress as of 31 Mar 2019	Progress as of 30 Jun 2019
1	Video recording of assets in the ROW	100%	100%	100%
2	Joint Verification Survey	100%	100%	100%
3	Photography of non-titled EPs	100%	100%	100%
4	ID Card preparation for EPs	99%	100%	100%
		5,164 of 5,222 EPs	5,347 of 5,347 EPs	5,351 of 5,351 EPs
5	ID Card Issuance by XEN	98%	100%	100%
		5,107 EPs	5,346 EPs	5,351 of 5,351 EPs
6	ID Cards distribution	nr	nr	nr
7	Collection of NID	nr	nr	nr
8	Bank Account Opening for non-titled EPs	99%	100%	100%
		5,164 of 5,222 EPs	5,347 of 5,347 EPs	5,351 of 5,351 EPs
9	Focused group meetings	100%	100%	100%
10	Land Acquisition Proposals sub'd to DC Khulna, Bagerhat	100% final	100% final	100% final
11	Notice issued under Section 6 by DC	3 polders	4 polders	4 polders
		(except Polder 35/1 & 5.87 ha of Polder 33)	(except 09.86 ha of Polder 35/1 & 5.87 ha of Polder 33)	(except 11.12 ha of Polder 35/1)
12	Notice issued under Section 7	2 polders	4 polders	4 polders
		(Polders 32 and 35/3)	(Polders 32 and 35/3)	(Polders 35/1)
13	Final land acquisition cost estimate	35/3 done;	32 & 35/3 done;	All polders done
		32 & 33 under preparation	35/1 & 33 under preparation	
14	Property Assessment Valuation Committee formed	100%	100%	100%
15	PAVC assesses replacement value of assets	100%	100%	100%
16	Grievance Redress Committee formed and approved by PD	100% Formed and now functioning; though expense issue inhibits meetings taking place	100% Formed and now functioning; though expense issue inhibits meetings taking place	100% Formed and now functioning; though expense issue inhibits meetings taking place
17	No. of grievances received and their status	134 cases	151 cases	151 cases
		114 resolved	114 resolved by GRC	114 resolved by GRC
		20 entry level resolved	32 resolved at entry level	33 resolved at entry level
18	Compensation paid to Non-Titled EPs	3822	3909	3965
		(plus 38 electric poles)	(plus 38 electric poles & Social Forestry 27 no's. CPR)	(plus 48 electric poles & Social Forestry 27 no's. CPR)
19	Value of Compensation Paid to Non-Titled EPs	BDT 556,048,740	BDT 574,561,000	BDT 5868.49 Lac
20	Value of Compensation Paid to titled EPs	BDT 370,478,304.23	BDT 5485.40 Lac	BDT 5928.38 Lac
21	Relocation status	3663 (out of 3822)	3827 (out of 3909)	3865 (out of 3965)

Source: RAP Team and DDCS&PMSC Monthly Reports

The land area that must be acquired for the four polders under Package 1 is given below as finalized after JVS and taking into account needed adjustments in alignment.

Table 35: Land Requirement for Package-01

Polder No	Total length embankment (km)	Area to be Acquired (hectares)
32	49.67	50.65
33	49.15	14.28
35/1	61.97	41.29
35/3	39.83	24.81
Total	200.62	131.03

Source: RAP Team, DDCS&PMSC, Monthly Progress Report, June 2019

The status of land acquisition is provided in the next table. A Task Force was formed to expedite the land acquisition process for Package 01. This Task Force has aggressively pursued the handing over of land by the DCs and maintains liaison with the DC, Department of Forestry, Public Works Department and other stakeholders.

Table 36: Status of Land Acquisition – Package 01

Name of Polder	32	33	35/1	35/3	Remark
District	Khulna	Khulna	Bagerhat	Bagerhat	
Program for L.A. (ha)	50.65	14.28	41.29	24.81	
Proposal submitted to DC	29-Apr-15	3-Mar-15	28-Mar-15	28-Mar-15	
DLAC Approved	8-Jun-15	19-Mar-15	15-Apr-15	15-Apr-15	
Notice u/s 3 issued	10-Nov-15	12-Jul-15	27-Sep-15	14-Aug-15	
JVS completed	24-Dec-15	30-Sep-15	29-Sep-16	29-Sep-15	
Proposal sent to MoL	7-Apr-16	24-Dec-15	13-Apr-17	27-Jan-16	
MoL Approved	17-Aug-16	17-Aug-16	13-Jul-17	18-Apr-16	
Notice U/S-6	25-Nov-16	25-Nov-16	15-Oct-17	15-Aug-16	
Funds placed to DC (BDT million)	161.54	77.0	452.59	151.1	933.53 total
Notice U/S-7	30-Aug-17	10-Sep-17	24-Jan-18	27-Aug-17	
Present status	Possession received	Possession received (10.94). Fund placed to DC office on 08-May-2019 for additional 3.34 hectares. Notice U/S-8 is under process and will be served soon.	Additional 11.12 ha land approved by DLAC. Notice U/S-4 is under process as per new Act '17. DLAC completed only for Sharankhola Mouza.	Possession received on (08.11.2017)	

Source: RAP Team, DDCS&PMSC, Monthly Progress Report, June 2019

The DDCS&PMS Consultants had been undertaking a substantial consultative process as evidenced by the number of consultations they have reported as of 31 December 2017. All groups have received four or more rounds of consultation so far. No updates to the data have been provided in the last 18 months so there is a question as to whether these consultations are continuing.

Table 37: Focus Group Formation and Number of Meetings-Package 01

Polder No.	Status on 30 Sep 2017		Status on 31 Dec 2017	
	Focus Groups Formed	Focus Group Discussions	Focus Groups Formed	Focus Group Discussions
32	68	486	68	612
33	63	438	63	693
35/1	75	541	88	880
35/3	15	150	18	216
Total	221	1,615	237	2,401

Source: RAP Team, DDCS&PMSC, email correspondence, February 2018

The rounds of consultations follow a logical progression in their content as described below.

<p>Agenda of 1st Round FGD Meeting</p> <ol style="list-style-type: none"> 1. Group Formation 2. Selection Member of FGD Committee 3. Select Designation of committee members 4. Describe objectives of FGD 5. Describe objectives of Project 6. Responsibility of Committee Member 7. Approximate date of next Meeting 	<p>Agenda of 3rd Round FGD Meeting</p> <ol style="list-style-type: none"> 1. EP ID Card preparation 2. Information Booklet distribution and reading out policies in the meeting 3. Procedure of payment from BWDB and required documents for payment
<p>Agenda of 2nd Round FGD Meeting</p> <ol style="list-style-type: none"> 1. Photography of EPs 2. Bank Account Opening 3. Collection of certificate from LGIs, NID, Trade License and other papers 	<p>Agenda of 4th Round FGD Meeting</p> <ol style="list-style-type: none"> 1. Timeline of the project and relocation requirements after payment 2. Search alternative location from now for relocated by themselves after displacement 3. Limitation of the project in providing relocation sites 4. Encouraging displaced people to be relocated in a cluster manner

Background & Status 31 Mar 2018– Package 01	Status 30 June 2019
<p>Shortly after their formation, the PRAC have been only modestly active since their work is entirely voluntary and no transport allowance or meeting allowance is being provided.</p> <p><u>Background:</u></p> <p>The <u>relocation planning and livelihood restoration program have not been given adequate or early enough attention</u>. The 1441 EPs given compensation in the first two payment rounds began to vacate the project area in October 2016 and now almost all of that group have done so. However, it was not until months later that there has been any assistance or pre-screening of possible sites for relocation as the Physical Relocation Assistance Committees (PRAC) were formed in November 2016 and only became functional in January 2017.</p>	<p>Same as previous quarter:</p> <ul style="list-style-type: none"> - Relocation planning and livelihood restoration need more attention. - PRAC meeting allowance issue to be resolved.
<p>Group relocation has taken place in one instance only in Package 01. This is in Polder 32, Kamarkhola (22+500 previous location). Twelve (12) EPs relocated together to 22+000.</p>	<p>No change.</p>

Background & Status 31 Mar 2018– Package 01 **Status 30 June 2019**

Background:

People have not agreed for cluster or group relocation so far despite the offer of community amenities; this is reportedly due to several reasons including kinship ties with the host villages, mal-adjustment/mismatch with the neighboring people and scarcity of suitable land for group relocation.

Grievances

A total of 151 grievances have been raised in the Package 01 area; 33 of these have been resolved on the spot and 114 were submitted to the Grievance Redress Committee (GRC) where they have also been resolved. There are 04 pending grievances as of 30 June 2019.

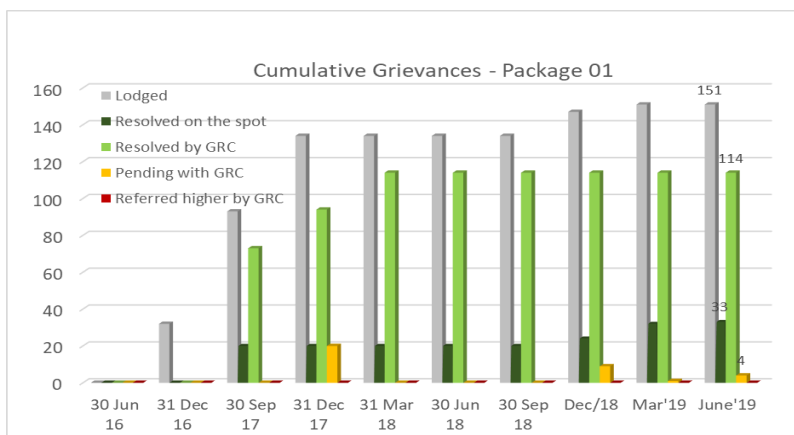


Figure 8: Cumulative Grievances – Package 01

Labor Influx

The types of site works are defined in the Contract. The works require both skilled and unskilled labor and the skilled labor spans many levels – from tradespersons to highly experience senior professionals. The policy of the Project is to first maximize the use of local staff and when skills are not available locally, to draw as much as possible from the district, then from Bangladesh and finally from overseas. The Contractor has been asked to report on the breakdown of such staff and is being guided to align his hiring to maximize use of local staff.

Camps generally have no more than 20 or so foreign workers and 20 or so national workers and these are in self-contained compounds apart from communities. A given polder may have more than one camp. Of the approximately 1500 persons working on the project at peak times, the total population that stays in work camps is approximately as follows (varies over time):

- Polder 32 – 60 persons
- Polder 33 – 90 persons
- Polder 35/1 – 50 persons
- Polder 35/3 – 50 persons

This represents less than 20% of the work force. Most laborers are unskilled and temporary workers, with virtually no unskilled workers coming from outside a polder. The Engineer’s site staff visit all



compounds and offices buildings of Contractor in each polder and talk with the community leaders. So far, no cases of frictions and complaints due to labor influx has been observed, though this continues to be monitored.

As of 30 June 2019, there are 1191 laborers in Package 01 and the labor profile is as follows:

- Gender – 1185 male, 6 female
- Skill Level – 818 skilled, 278 semi-skilled and 95 unskilled
- Origin – 728 from same or adjoining district, 367 from other districts, 96 from abroad
- Age – 1191 are 18-25 years old, 0 is 25-50 years old, and 0 is above 30 years old.

A detailed labor influx report is available in the monthly progress reports of the DDCS&PMS Consultants.

3.2.2.2 RAP and LAP for Package 02

A draft RAP was first submitted to PMU for comments and observation in the January-March 2016 quarter and was finalized and submitted to the World Bank in February 2017. The census and initial Inventory of Losses (IOL) was conducted in 2015, but a revised LAP was prepared so the IOL was updated as required by the TOR before implementing the RAP. Field level updating of the inventory started in June 2016 and was completed in January 2017. The RAP was submitted to the World Bank through the PMU office and clearance obtained from the Bank’s Regional Safeguards Advisor (RSA).

Total number of entities identified during census and IOL in 2015 was 7103. A total of 6693 entities were identified during updating census and IOL survey on private and public land which took place from June 2016 through September 2017.

Table 38: Status of Land Acquisition – Package 02

SI	Name of Polder	District	Program for L.A. (ha)	Proposal submitted to DC	Approved		Notice u/s 3 issued	JVS completed	31 Mar 2019 Status	30 June 2019 Status
					DLAC	MoL				
1	39/2C	Pirojpur & Jhalokhati	116.09	10-Oct-16	16 Mar 17 &	Nov 17 Jhalokhati; 06 Dec 17 Pirojpur	9-Apr-17 &	Nov 2017 in Pirojpur;	Notice u/s- 6 served & U/S-7 is Under process. Final estimate is ongoing and some area are submitted.	Notice u/s- 6 served & U/S-7 is Under process. Final estimate is ongoing and some portion are already submitted.
					30-Nov-16			22 Oct 16 in Jhalokhati		
						27-Feb-17				
2	40/2	Barguna	12.45	6-Oct-16	27-Mar-17	13-Mar-18	4-May-17	17-May-17	Approved by MoL (13.03.2018) remain 0.78 ha pending for court Case. Issuance of notices U/S-7 is served for 3 mouza and from -3 mouza 1 mouza handed over by DC to BWDB and one	Approved by MoL (13.03.2018) remain 0.78 ha pending for court Case. Between 4 mouzas one is already handed over by DC to BWDB and notice U/S-7 is served to other 3 mouzas. All

Coastal Embankment Improvement Project, Phase I (CEIP-I)

SI	Name of Polder	District	Program for L.A. (ha)	Proposal submitted to DC	Approved		Notice u/s 3 issued	JVS completed	31 Mar 2019 Status	30 June 2019 Status
					DLAC	MoL				
									Mouza U/S-7 is Under process. All Fun placed to DC by BWDB except Court Case.	Fund placed to DC by BWDB except Court Case.
3	41/1	Barguna	8.29	6-Oct-16	27-Mar-17	13-Mar-18	4-May-17	28-Mar-17	Payment is ongoing for 6 mouza. three mouza Handover from Dc to BWDB (N.B. total 7 mouza) and one Mouza U/S-7 is Under process. All fund placed to DC by BWDB.	Between 7 mouzas six are already handed over by DC to BWDB and notice U/S-7 is served to another mouza. All fund placed to DC by BWDB.
4	43/2C	Patuakhali	14.66	30-Aug-16	14-Mar-18				DLAC (14.03.2018& 10.09.18). 11 Mouza completed of issuance of notices U/S-4 and oneMouza waiting for issuance of notices U/S-4.Four mouza send to MoL by DC for Approval. JVS is ongoing.	DLAC completed 14.03.2018 & 10.09.18. Among total 11 mouzas, issuance of notices U/S-4 have been completed issued against 5 (five) Mouza. 4 (Four) of them sent to the MoL for final approved and one is under process. Remaining 6 (Six) mouza have been returned for overlapping reason. Among these 6 mouza, 4 resubmitted to DC office.
5	47/2	Patuakhali	2.31	28-Aug-16	23-Mar-17		2-May-17	17-Oct-16	Notice U/S-6 is completed and Preparation of estimate is in process.	Notice U/S-6 is completed and Preparation of estimate is in process. All type of rates are send to the DC office
6	48	Patuakhali	1.07	28-Aug-16	23-Mar-17		2-May-17	16-Oct-16	Notice U/S-6 is completed and Preparation of estimate is in process	Approved by MoL on 9/7/18. Notice U/S-6 is completed fund placed for 0.90 ha. land to DC by BWDB. Issuance of notices U/S-7 is served.
Total			154.87	154.87	154.76	139.26	140.1	140.1		

Source: RAP Team, DDCS&PMSC, Monthly Progress Report, June 2019



All LA proposals have now been approved by DLAC and five of six polders by MoL.

Table 39: Number of EP Households – Package 02

Polder No	Total Surveyed HHs	Private Land	Squatter	Tenants (GOB land)			Wage laborers (GOB land)
				Commercial	Residential	Total	
39/2	1,540	1,487	53	31	06	37	28
40/2	1,910	156	1,748	391	17	408	100
41/1	924	36	821	58	04	62	06
43/2	646	55	579	117	09	126	17
47/2	181	20	161	08	00	08	01
48	1,492	01	1,417	196	27	223	234
Total	6,693	1,755	4,779	801	63	864	386

Source: RAP Consultants, Monthly Progress Report of DDCS&PMS Consultants, September 2017 and March 2018

In an earlier quarter, property valuation surveys were conducted and Mouza rates (Government-declared rate for land) were collected from concerned Sub-Registrar's office for ascertaining replacement cost of the land, structure and trees.

All Focus Groups have been formed and discussions started. The Bengali language information brochure has been distributed.

Table 40: Focus Group Formation and Meetings-Package 02

Polder	FGD Target	FGD Formed	FGD Meetings as of 30 Jun 2018	FGD Meetings as of 31 Mar 2019	FGD Meetings as of 30 Jun 2019
39/2C	32	32	74	74	74
40/2	57	57	190	222	224
41/1	38	38	157	183	188
43/2C	31	31	155	190	199
47/2C	9	9	46	69	74
48	60	60	224	256	260
Total	227	227	846	994	1019

Source: RAP Consultant's Monthly Progress Report, June 2018, March 2019 & June 2019

A Tribal People's Development Plan (TPDP) for the Rakhine Community at Polder 48 has been prepared and submitted to the World Bank in early 2017. Throughout the CEIP-1 polders, Tribal Peoples are found only at Polder 48, Gora-Amkhola village of Lotachapli union under Kalapara Upazila in Patuakhali District.

Table 41: Project-Affected Rakhine People

Category of Impact	Affected HHs	Project Affected Persons (nos.)			PAPs in %
		Both Sexes	Male	Female	
Residential (with/without land)	11	44	23	21	73
Commercial (with/without land)	3	6	3	3	10
Only Tree (with/without land)	1	3	2	1	5
Others (HHs losing only secondary structure)	4	7	4	3	13
Total	19	60	32	28	100

Source: MIS & Field Level Latest Status until February 2017, RAP Team

It is interesting to note that although traditionally Rakhine tribal families are generally headed by the mother, these families are now male-headed.

Table 42: Status of ID Preparation for EPs of Package 02

Polders	Number of affected HHs losing structure on private and GOB land	Non-Titled EPs (nos.)	Photograph taken of the EPs (nos.)	ID Card Preparation	Opening Bank Account	Collection of National ID cards	Certificates from LG offices collected
0	1	2	3	4	5	6	7
39/2C	1540	53	50	50	50	50	50
40/2	1910	1748	1666	1,666	1,666	1,666	1,666
41/1	924	821	802	802	802	802	802
43/2c	646	579	560	560	560	560	560
47/2	181	161	160	160	160	160	160
48	1492	1417	1376	1,376	1,376	1,376	1,376
Total as of June 2019	6693	4779	4614	4614	4614	4614	4614
% Done, Apr-Jun 2019 Quarter			97%	97%	97%	97%	97%
% Done, Jan-Mar 2019 Quarter			97%	97%	97%	97%	97%
% Done, Apr-Jun 2018 Quarter			95%	95%	95%	95%	95%

Source: RAP Team, DDCS&PMSC, June 2018, March & June 2019

Labor Influx

As of 30 June 2019, there are 1654 laborers in Package 02 and the labor profile is as follows:

- Gender – 1644 male, 10 female.
- Skill Level – 339 skilled, 510 semi-skilled and 795 unskilled.
- Origin – 983 from same or adjoining district, 661 from other districts, 0 from abroad.
- Age – 754 are 18-25 years old, 886 are 25-50 years old, and 4 are above 50 years old.

A detailed labor influx report is available in the monthly progress reports of the DDCS&PMS Consultants.

3.2.2.3 RAP and LAP for Package 03

Background and Status Prior Quarter	Current Quarter update
Updated Resettlement Action Plan (RAP) Pkg 03 is being prepared and expected to be submitted soon.	No Change
In the meantime, the LAP/RAP team have submitted the LAP for Polder-17/1, 17/2 & 34/3 to DDCS&PMS Consultant as per Terms of Reference (ToR) of Acquisition & Requisition of Immovable Property Act 2017.	
LAP for Polder-15, 16 & 23 will be submitted around mid-October 2018. It is noted that LAP for Polder-14/1 might be delayed due to fact that necessary documents are being processed from the concerned offices. Target date is to submit it by late December 2018.	
Although the LAP/RAP team of DDCS and PMS Consultant has prepared	

almost all of the seven LAPs following the previous LA Act-1982 but due to requirements of the project, LAP/RAP Team is in the process of updating the LAPs again following the new Acquisition & Requisition of Immovable Property Act 2017. It is to be mentioned here that the new land acquisition act requires a lot of documents including “uma” and “cha” form and printing of the LA plan on the tracing cloth. The LAP revision will therefore require a few months.

The LAP/RAP team has completed the Households (HHs) numbering and IoL survey in all 7 polders under Package-3 of CEIP-1.

Total of 20 Community/Stakeholder Consultation meeting were held at 15 different venues of the Polders. Preparation of draft RAP is under process.

Preparation of LAPs of 6 Polders under Package-3 were completed and LAP of polder-14/1 was almost completed. These are now being revised of verified as per latest land acquisition Act-2017.

Table 43: Status of LAP & RAP for Package 03

Polder no	Program for LA (ha)	Progress of LAP preparation				Resettlement Activity		Preparation of RAP
		Collection of Khatian	Collection of Mauza map	Submission of LAP as per new Act/17	Drawing existing alignment map on mouza map	Nos. of HH Surveyed	Stakeholder Consultation Meeting	
14/1	27.82	Done	Done	Submitted	Done	718	Done	RAP-3 preparation under process.
15	28.90	Done	Done	Submitted	Done	1298	Done	
16	14.50	Done	Done	Submitted	Done	565	Done	
17/1	2.06	Done	Done	Submitted	Done	708	Done	
17/2	2.24	Done	Done	Submitted	Done	195	Done	
23	6.49	Done	Done	Submitted	Done	1086	Done	
34/3	3.91	Done	Done	Submitted	Done	215	Done	
Total	85.92	-	-	-	-	4,785	-	

3.2.3 Outputs of B3: Implementation of EMF and EMPs

3.2.3.1 Status of Submission and Review of Draft EIA Reports for Packages 1, 2 and 3

Background and Status Prior Quarter	30 June 2019 status
Package 1 EIAs have been prepared for all Package 01 polders in May 2013 and these have been approved by the World Bank.	Done.
Environmental Clearance Certificates (ECC) for Package 01 have been issued by the Department of Environment on 08 Oct 2015 and must be renewed annually. The renewal request was made on 20 October 2016 via letter to the Director, DOE, Khulna Division and Bagerhat DOE District Office with copy to the Director General DOE headquarters in Dhaka. Renewed ECC has not yet been received. Jurisdictional issues have arisen with Districts level DOE claiming that renewal should be done at the district level. The project works with 6 districts and this will complicate the process of renewal every year.	Done.
The ECC for both Package 01 and Package 02 was issued for 1 year by the DOE (Dhaka head office) on 05 November 2018 which will be expired on 04 November 2019.	

Coastal Embankment Improvement Project, Phase I (CEIP-I)

Background and Status Prior Quarter	30 June 2019 status
<p>On <u>supplemental EIA report for Additional Bank Protection Works</u> of Package 01 polders, comments from WB have been received. The DDSC & PMS Consultants have been working to address these comments.</p> <p>DDCS & PMS Consultants addressed the comments, and submitted the EIA report to WB through PMU.</p>	<p>Same as previous quarter. Pending comments from WB</p>
<p><u>Package 2 EIAs</u> – Done. They were first done in draft in 2015 and these have been further elaborated through iterative reviews of PMU, M&E Consultants, IPOE and World Bank. IPOE for Environment, Water Management gave concurrence on February 6, 2017. Submitted to WB and approved in March 2017.</p>	<p>Done.</p>
<p>For <u>Package 3 EIAs</u>, CEGIS of DDSC&PMS Consultant has been considering all the comments received on the model EIA for Polder 34/3 to prepare remaining six EIAs of the Package 03. On 27 and 31 December 2017, respectively, the DDSC&PMS Consultants submitted the EIA for Polder 16 and 17/1 to PMU. Polder 16 EIA was forwarded to IPOE and World Bank for review on 28 December 2017. All the 7 EIAs of package W-3 are planned to be accomplished by March 2018.</p> <p>All the 7 EIA reports (for polders 14/1, 15, 16, 17/1, 17/2, 23 and 34/3) were reviewed and adjusted by DDSC&PMSC to respond to the World Bank’s comments of first review. During the reporting period, world Bank has come up with the comments of second review. DDSC & PMS Consultant has addressed the comments with the assistance of PMU and 3rd Party M&E Consultant. Hence, those were submitted to WB through PMU on 20 March 2019.</p>	<p>WB has responded with the comments of 3rd review. DDSC&PMS Consultants are addressing the comments of the EIAs.</p>

Table 44: Status of EIA Preparation

Pkg No	Polder	Field investigation status	Draft to PMU	Comment from PMU/ M&E*	Draft to WB	Comment from WB	Actual Date Final Draft to WB	Target Date for Final Draft to WB	WB concurs	DoE Issues First Annual ECC
1	32,33, 35/1, 35/3	Done					May & June 2013		Yes	08 Oct 2015
2	39/2C, 40/2, 41/1, 43/2C, 47/2, 48	Done	13 Sep 15 to 03 Feb 16	02 Nov 15	03 Nov 15 to 29 Sep 16	17 Nov 15 to 12 Jun 16	05 Feb 17	Aug 2016	Yes Mar 2017	07 Mar 2017
3	14/1, 15, 16, 17/1, 17/2, 23, 34/3	Completed in the Jan-Mar 2018 quarter	34/3 model EIA submitted 30 Mar 2017; P-16 and P-17/1 submitted 27&31 Dec 2017	Comments provided April 2017	34/3 model EIA submitted 30 March 2017	Comments provided 11 May 2017 and again Aug 2017	Jun 2017 for 34/3	December 2019		

Source: PMU, DDSC&PMSC and M&E Consultant records



3.2.3.2 Status of Environmental Action Plan (EAP) and C-ESMP

Background and Status Prior Quarter	Current Quarter update
<p>The 4 EAPs W01 have been accepted by WB. The bank has advised the DDCS&PMS Consultant to instruct the Contractor to translate the EAPs in Chinese and Bengali language. However, WB shared further comments to finalize the EAPs. Contractor with the assistance of DDCS &PMS Consultant addressed the comments during the reporting period and those are under review of WB currently.</p> <p>The Contractor routinely reports compliance with the EAP and the DDCS&PMS Consultants, PMU staff and M&E Consultants review EAP reporting and monitor compliance.</p>	<p>The EAPs have been translated in Bangla and Chinese and available in the existing CC plant sites and important construction sites to be followed properly.</p> <p>The Contractor routinely reports compliance with the EAP and the DDCS&PMS Consultants, PMU staff and M&E Consultants review EAP reporting and monitor compliance.</p>
<p>The Package-1 Contractor has conducted an intensive program of monthly environmental training during the January-March 2019 period as detailed in table 45. Total 3,503 participants (staff and workers) were trained, allowing for double-counting wherein one person may have been trained more than once as would be the case for refresher training or training in additional topics.</p> <p>The Package-2 Contractor has conducted an intensive program of monthly environmental training during the January-March 2019 period as detailed in Table 46. Total 1,210 participants (staff and workers) were trained, allowing for double-counting wherein one person may have been trained more than once as would be the case for refresher training or training in additional topics.</p>	<p>The Package-1 Contractor continued an intensive program of monthly environmental training during the April-June 2019 period as detailed in Table 45. Total 3,463 participants (staff and workers) were trained (allowing for double-counting wherein one person may have been trained more than once as would be the case for refresher training or training in additional topics).</p> <p>The Package-2 Contractor has conducted a program of monthly environmental training during the April-June 2019 period as detailed in Table 46. A total of 984 participants were trained.</p>
<p>WB reviewed C-ESMPs and shared comments during the reporting period. Contractor with the assistance of DDCS &PMS Consultant addressed the comments and submitted those on 28 March 2019 through PMU.</p> <p>Compliance being monitored.</p>	<p>The Contractor has prepared responses to the World Bank comments, which have been reviewed by the Environmental Specialists of PMU and DDCS&PMSC for updating of C-ESMP of Polder 40/2. The report has been shared with the World Bank for approval, following which the updating of the other 5 C-ESMPs will be carried out.</p>
<p>As per demand of Aide Memoire of the World Bank during October 21 to 25, 2018 the contractors of Package 02 prepared the draft EHS Risk Assessment for sharing with The World Bank for review.</p>	<p>The World Bank, after reviewing the draft EHS Risk Assessment made comments on them for updating. The preparation of responses on the comments is under process.</p>

3.2.3.3 Environmental Training

The training that has taken place during April-June 2019 is as shown in Tables 45 and 46 below.

Table 45: Environmental Training of Contractor expatriate and local workers - Package W-01

Polder	January	February	March	3-month Total
32	288	269	195	752
33	345	341	341	1,027
35/1	401	399	385	1,185
35/3	199	150	150	499
Total	1,213	1,159	1,070	3,463

Source: Training reports of Contractor W-01

Table 46: Environmental Training of Contractor expatriate and local workers - Package W-02 during April-June 2019

Polder	January	February	March	3-month Total
39/2C	120	180	80	380
40/2	76	50	30	156
41/1	95	80	20	195
43/2C	20	8	5	33
47/2	45	30	10	85
48	70	50	15	135
Total	426	398	160	984

Source: Training reports of Contractor W-02

Note: A person is counted each time they receive training, thus they are counted multiple times if they participated in more than one training.

3.2.3.4 Bi-Annual Environmental Monitoring Report

Background and Status Prior Quarter	Current Quarter update
Bi-Annual Environmental Monitoring Report #5 and #6 submitted covering January-June and July-December 2018.	No report was due during the quarter.

3.2.3.5 Field-Level Environmental Compliance

Background and Status Prior Quarter	Current Quarter update
Environmental compliance monitoring has been carried out during the reporting period from a variety of agencies such as DDCS&PMS Consultants, PMU and M&E Consultants. Contractor has been submitting the EMP compliance implementation and monitoring reports twice in a month to DDCS&PMS Consultants. Those reports have been reviewed and guidance provided by the DDCS&PMS Consultants, PMU and M&E Consultants to	Contractors of both Package-1 and Package 2 have been carrying out environmental monitoring bi-monthly with their checklists and submit regularly to DDCS&PMS Consultant. The DDCS&PMS Consultants share these with PMU and 3 rd Party M&E

<p>improve the implementation and monitoring of the EMP by the contractor.</p> <p>Contractor continues to submit the EMP compliance implementation and monitoring reports twice in a month.</p> <p>Environmental awareness and compliance continue to improve, though some areas of non-compliance continue to be found during field visits.</p>	<p>Consultants.</p> <p>Compliance with EHS requirements has been improved. Though there remains some scope to improve.</p>
--	--

3.2.3.6 Annual Environmental Audit

Background and Status Prior Quarter	Current Quarter update
<p>The Audit Report Covering the January –December 2018 was prepared by M&E Consultant and submitted through PMU to WB by the due date of 07 February 2019.</p>	<p>Contractors of both Packages have developed their action plan to comply the recommendations of the audit during the reporting period as suggested by WB.</p>

3.2.3.7 Environmental Field Visits Conducted

During this reporting period, the following field visits were carried out by the environmental personnel from different agencies.

SI	Field visit by Environmental Personnel	Number of field visits during the quarter	Objective of the field visit
1	DDSC &PMS Consultants	1	Carried out by National Environmental Specialist to supervise and monitor the EMP implementation, to conduct training on EHS. To accompany the WB Environmental Safeguard mission
2	Third party M & E Consultant	1	Carried out by National Environmental Specialist to supervise and monitor the EMP implementation, to conduct training on EHS.
3	PMU	1	To accompany the WB Environmental Safeguard mission

Status of Afforestation

Afforestation is important to the security of embankments and the lives and livelihoods of communities by providing green belts of protection from tidal flooding and storm surge. Pilot planting of selected mangrove and other salt tolerant species are planned on BWDB owned land to demonstrate the critical role of a protective belt on the tidal inundation zone on the riverside of the embankment as well as in the embankment slopes. The afforestation component will engage community participation in pro-poor approaches to encourage ownership and benefit sharing in an attempt to achieve social, environmental and economic sustainability.

It was originally planned that NGOs will implement the afforestation work under CEIP-1 along with WMO formation, but considering the sustainability of the afforestation the authority decided that afforestation part will be cut from the NGOs scope and will be implemented by Bangladesh Forest Department (BFD). NGOs will however be hired for social mobilization as it was planned in the project. Accordingly a proposal was sent to World Bank with the concurrence of BFD and World Bank agreed the proposal. After observing other formalities a MOU has been signed between BFD and BWDB.

As per the MOU afforestation activities in Polder 47/2 under Kalapara upazila of Patuakhali district have started. Secretary, Ministry of Water Resources, Govt of Bangladesh has inaugurated the afforestation program in Polder 47/2 on 17 August 2018.

In accordance with the MOU, all contract agreements have been signed between the respective Executive Engineer, BWDB and Divisional Forest Officer, BFD as follows:

- Polder 47/2 & 48 under Package-2 signed on August 12, 2018
- Polder 35/1 & 35/3 under Package-1 signed on October 8, 2018
- Polder 32 & 33, under Package-1 signed on 10 October 2018
- Polder 39/2C under package-2 signed on 04 February 2019
- Polder 40/2 & 41/1 under package-2 signed on 25 February 2019
- Polder 43/2C under package-2 signed on 18 April 2019

The afforestation so far achieved till June 2019 is shown in Table 11.

Table 47: Achievement of afforestation in 2018-19

SL No.	Polder No.	Afforestation (ha)	Seedlings planted in 2018-19	Seedling raised for 2019-20
1	32	45	111750	
2	33	36	89400	
3	35/1	45	111750	
4	35/3	36	89400	
	Package 01	162	402300	
5	39/2C	0	0	
6	40/2	4	10000	12500
7	41/1	5	12500	31500
8	43/2C	0	0	
9	47/2	37	92500	
10	48	0	0	
	Package 02	46	115000	44000
		208	517300	44000

3.3 Outputs of Component C: Construction Supervision, Project Monitoring and Evaluation and Coastal Zone Monitoring

3.3.1 Outputs of C1: Detailed Design and Construction Supervision of Package 01

3.3.1.1 Design Status of Package 01

All detailed designs have been completed for package 01 works in earlier quarters, based on modeling that determined the design parameters as well as geotechnical surveys and investigations. Revisions are being made as needed based on field conditions.

3.3.1.2 Preparation of Bidding Documents for Package 01

Bid Documents were completed in 2015 and the Contractor has commenced services on 26 January 2016.

3.3.1.3 Construction Supervision for Package 01

The completed and ongoing construction works are shown in section 3.1.1. The DDCS&PMSC is undertaking the required site supervision activities. The Contractor submitted a revised quality assurance manual in early 2016. Overall a construction site supervision system is operational, but could be improved. The M&E Consultants have provided some observations based on the visit of its international M&E Specialist/Engineer in May-June 2019.

3.3.2 Outputs of C1: Detailed Design and Construction Supervision of Package 02

3.3.2.1 Design Status of Package 02

The status of design of the various elements of the works are summarized in the tables that follow. For Package 02 all designs have been prepared and all approved except for the closures and the flood wall.

Table 48: Status of Design for Package 02

Sl No.	Polder	Embankment (Km)			Drainage Channel (Km)			Drainage Sluice (No.)			Flushing Sluice (No.)			River Bank Protection Works (Km)		
		Target	Achievement		Target	Achievement		Target	Achievement		Target	Achievement		Target	Achievement	
			Design Prepared	Design Approved		Design Prepared	Design Approved		Design Prepared	Design Approved		Design Prepared	Design Approved		Design Prepared	Design Approved
1	39/2C	59.25	59.25	59.25	54.23	54.23	54.23	13	13	13	20	20	20	3.5	3.5	3.5
2	40/2	34.40	34.40	34.40	32.56	32.56	32.56	9	9	9	11	11	11	-	-	-
3	41/1	33.81	33.81	33.81	30.16	30.16	30.16	10	10	10	16	16	16	0.875	0.875	0.875
4	43/2C	25.70	25.70	25.70	28.25	28.25	28.25	8	8	8	15	15	15	0.500	0.500	0.500
5	47/2	17.55	17.55	17.55	9.70	9.70	9.70	4	4	4	5	5	5	0.520	0.520	0.520
6	48	38.00	38.00	38.00	33.10	33.10	33.10	6	6	6	3	3	3	-	-	-
Total 30 June 2019		208.71	208.71	208.71	188.00	188.00	188.00	50	50	50	70	70	70	5.395	5.395	5.395
Total 31 Mar 2019		208.71	208.71	208.71	188.00	188.00	188.00	50	50	50	70	70	70	5.395	5.395	5.395

Sl No.	Polder	Embankment Slope Protection Works (km)			Flood Wall (Km)			Paved Road (Km)			Closure (No.)			Gates & Hoists					
		Target	Achievement		Target	Achievement		Target	Achievement		Target	Achievement		Drainage Sluice (No.)		Flushing Sluice (No.)			
			Design Prepared	Design Approved		Design Prepared (**)	Design Approved		Design Prepared	Design Approved		Target	Design Prepared (***)	Design Approved	Target	Design Prepared (***)	Design Approved		
1.	39/2C	4.000	4.000	4.000	1.95	-	-	11.04	11.04	11.04	8	8	-	1	1	1	1	1	1
2.	40/2	1.137	1.137	1.137	8.30	8.30	-	5.40	5.40	5.40	-	-	-	1	1	1	1	1	1
3.	41/1	0.00	-	-	7.15	-	-	21.35	21.35	21.35	-	-	-	1	1	1	1	1	1
4.	43/2C	0.261	0.261	0.261	-	-	-	5.50	5.50	5.50	-	-	-	1	1	1	1	1	1
5.	47/2	0.00	-	-	-	-	-	0.00	-	-	-	-	-	1	1	1	1	1	1
6.	48	3.989	3.989	3.989	-	-	-	7.00	7.00	7.00	-	-	-	1	1	1	1	1	1
Total 30 June 2019		9.387	9.387	9.387	17.40	8.30	0	50.29	50.29	50.29	8	8	0	6	6	6	6	6	6
Total 31 March 2019		9.387	9.387	9.387	17.40	8.30	0	50.29	50.29	50.29	8	8	0	6	6	6	6	6	6

Source: DCS&PMS Consultant

Notes:

- (*) Typical design of Flushing Sluice with classified locations have been identified and preparation of detailed design are in progress
(**) The contractor shall design and prepare final drawings for each closure and submit to the Engineer for approval.
(***) Typical Gate Design prepared for these polders.

3.3.2.2 Preparation of Bidding Documents for Package 02

Bid documents for Package 02 were completed and issued on 04 December 2015 and bids were evaluated in 2016. Notice of award was issued on 15 December 2016 and contract was signed on 08 March 2017.

3.3.2.3 Construction Supervision for Package 02

Contractor commenced to mobilize in June 2017 and started surveying work and establishment of camps and stockyards. Notice to commence was issued 12 July 2017. DDCS&PMS Consultants reviewed and approved site layouts and supervised emergency works in two polders. While site supervision is ongoing, some of the final sluice locations have been less than ideal from a land acquisition standpoint. It would have been better to build the new sluices as close as possible to the original structures.

3.3.3 Outputs of C1: Detailed Design and Construction Supervision of Package 03**3.3.3.1 Design Status of Package 03**

Modeling for detailed design is now complete with frequency analysis of wave height for cyclonic waves, wind data analysis, computation of embankment crest level, etc. Survey work is fully completed. Embankment design, and in the most recent quarter much additional design work, has been completed and is waiting for approval from Board. Please see Table 49.

Table 49: Status of Design for Package 03

SI No.	Polder	Embankment (Km)			Drainage Channel (Km)			Drainage Sluice (No.)			Flushing Sluice (No.)		
		Target	Achievement		Target	Achievement		Target	Achievement		Target	Achievement	
			Design Prepared	Design Approved		Design Prepared	Design Approved		Design Prepared	Design Approved		Design Prepared	Design Approved
1	14/1	31.25	31.25	31.25	13.23	13.23	0	4	0	0	1	1	0
2	15	30.78	30.78	30.78	15.44	15.44	0	4	2	0	0	0	0
3	16	44.75	44.75	44.75	47.90	47.90	0	17	13	1	0	0	0
4	17/1	38.50	38.50	38.50	35.80	35.80	0	12	8	1	0	0	0
5	17/2	11.00	11.00	11.00	12.40	12.40	0	5	3	1	0	0	0
6	23	36.70	36.70	36.70	31.50	31.50	0	12	12	0	12	12	0
7	34/3	17.00	17.00	17.00	11.10	11.10	0	3	3	1	6	6	0
Total 30 June 19		209.98	209.98	209.98	167.37	167.37	0	57	41	4	19	19	0
Total 31 March 19		209.98	209.98	154.23	167.37	0	0	52	20	4	36	0	0

SL No.	Polder	River Bank Protection Works (Km)			Embankment Slope Protection (Km)			Gates & Hoists					
		Target	Achievement		Target	Achievement		Drainage Sluice (No.)			Flushing Sluice (No.)		
			Design Prepared	Design Approved		Design Prepared	Design Approved	Target	Design Prepared	Design Approved	Target	Design Prepared	Design Approved
1	14/1	1.00	0	0	6.86	4.780	0	1	1	0	1	0	0
2	15	1.60	1.600	0	4.44	0	0	1	1	0	1	0	0
3	16	0.30	0	0	1.00	0	0	1	1	0	1	0	0
4	17/1	0.00	0	0	0.00	0	0	1	1	0	0	0	0
5	17/2	0.25	0	0	0	0	0	1	1	0	0	0	0
6	23	0.00	0	0	3.00	0	0	1	1	0	1	0	0
7	34/3	0.00	0	0	0	0	0	1	1	0	1	0	0
Total 30 June 19		3.15	1.60	0	15.30	4.78	0	7	7	0	5	0	0
Total 31 March 19		1.65	0	0	15.30	0	0	7	0	0	5	0	0

Source: DCS&PMS Consultants Monthly Progress Reports, June 2019 & March 2019

3.3.3.2 Preparation of Bidding Documents for Package 03

Some sections of the bidding documents have been completed and BOQ is not ready due to need to complete designs and drawings of some components.

3.3.3.3 Construction Supervision for Package 03

No activities as contract for Package 03 has not yet commenced.

3.3.4 Outputs of C2: Third Party Monitoring and Evaluation of Project

Key accomplishments April-June 2019 include:

- In process of cleaning data from the second round Baseline Survey for Package 02 households and mid-line survey for Package 01 households covering general population, PAHs and comparison households.

- Prepared the 14th Quarterly Progress Report
- Reviewed and commented on the Inception Reports of the NGOs who submitted them
- Reviewed and commented on progress reports of DDCS&PMS Consultants
- Made field visits for monitoring of implementation, physical progress, and safeguards compliance and consultation with PAPs.
- Web based PMIS is now on Live – www.ceip-bwdb.gov.bd
- Advanced the development of the web-based PMIS.

Achievement Compared to Plan

The M&E Consultants’ services are generally on schedule, though the consultative process surrounding the finalization of the Comprehensive M&E Framework and Strategy and survey instruments has meant a delay in the start of the baseline survey work and the lag between Package 01 and 02 necessitates a second baseline be undertaken.

Table 50: M&E Achievement versus Plan

Task Groups and Major Tasks	Status and Background Previous Quarter	Activities During the April-June 2019 Quarter
Task Group 1 – Mobilize and Prepare Inception Report	Fully completed on schedule. Inception report submitted on 26 Dec 2015 (due 31 Dec). Final version incorporating comments from workshop was issued in February 2016.	Done earlier.
Task Group 2 – Prepare Comprehensive M&E Framework and Strategy	All tasks completed per schedule, with draft submitted on 11 Feb 2016 (due 15 Feb). Final version incorporating comments from workshop was issued in June 2016.	Done earlier.
Task Group 3 – Develop and Maintain a Comprehensive Web-Based PMIS	Beta version has been shared with key stakeholders and changes have been made in response to feedback.	Dashboard of web based PMIS in each indicator have been uploaded for June 2019, covering overall progress CEIP-1. Dynamic data has been prepared for web site, which is updated quarterly.
Task Group 4 – Develop Baselines	Questionnaires, sampling methodology done. Sampling frames developed and primary data collection done for first round. A second-round baseline and midline survey is underway in March-April 2018 to capture Package 02 baseline conditions and provide a benchmark of conditions in Package 01.	Data entry has been completed for midline survey in Package-01 and baseline in Package-02. Now, 2 nd level data cleaning and consistency check is to be done.
Task Group 5 – Monitor and Evaluate Project Implementation Progress and Establish Reporting System	See details below	See details below
<ul style="list-style-type: none"> • Develop/Improve Standard Input/ Output Formats for Data Collection and Reports 	<p>Completed</p> <p>The desired output content and its presentation (report, figures, maps, tables and electronic media presentations) are drive the type of input and organization of the data, the M&E Consultants have prepared outlines of each of the various reports. The development of survey questionnaires and other proformas that has captured the data and assisted in the development of the GIS linked PMIS data base that has been developed.</p>	Completed earlier.

Coastal Embankment Improvement Project, Phase I (CEIP-I)

Task Groups and Major Tasks	Status and Background Previous Quarter	Activities During the April-June 2019 Quarter
<ul style="list-style-type: none"> Track Key Indicators and Carry Out Process Monitoring 	<p>Being implemented-</p> <p>The process monitoring system may also be linked to M&E of operation risks and governance aspects as outlined under Task 5 of the ToR. We note the importance of process monitoring in the implementation of EMP, SAP, and RAP including the monitoring of grievances lodged and resolved successfully via the GRM. With this in mind, the monitoring survey is being conducted during the land acquisition and resettlement activities.</p>	<p>Ongoing Monitoring and tracking of key indicators</p>
<ul style="list-style-type: none"> Assist PMU in its Preparation of RBM-Compliant Quarterly and Annual Reports 	<p>Being implemented-</p> <p>M&E Consultants have reshaped the reporting as needed from the traditional reporting and physical progress to Result-Based Reporting wherein the processes, outcomes and impacts receive attention.</p>	<p>Quarterly Report #13 prepared.</p>
<ul style="list-style-type: none"> Provide Recommendations, Briefings and Support to PMU and PSC for Improved Implementation 	<p>Being implemented-</p> <p>The M&E team has been providing effective implementation support and preparing briefings for PMU and PSC. Key issues has been identified and practical recommendations provided based on the experience of the Consultant's team. Successive PSC briefing has been tracking and report on the status/resolution of earlier issues, present any new issues and recommendations, and conclude with a time bound action plan with responsibilities assigned to specific parties.</p>	<p>Ongoing.</p>
<ul style="list-style-type: none"> Conduct Field Studies, Video Documentation 	<p>Being implemented-</p> <p>Field visit on an ongoing basis to sport check the conditions in the field, the status of work, proper implementation of EMP, SAP and resettlement plans, to gauge beneficiary satisfaction of grievances, to appreciate the process of stakeholder participation, to assess Polder committee and/or strengthening etc. Field studies include field observation visits, photographic records with geo-referencing, video documentation of physical environment, video documentation of key interviews, case studies and technical measurement.</p>	<p>Ongoing</p>
<ul style="list-style-type: none"> Supervise and Monitor EMF Implementation 	<p>Being implemented:</p> <p>Ongoing monitoring of Environmental safeguard practices in the field;</p> <p>Ongoing feedback to take corrective measures in case of environmental non-compliance;</p> <p>Review the progress of implementation of Environmental mitigation measures and monitoring that is carried out by the DDSC & PMSC and Contractors;</p> <p>Report on quarterly progress of environmental compliances of contractors and DDSC & PMSC;</p> <p>Participate in bi-annual environmental monitoring process of CEIP-1;</p> <p>Conduct 1st and 2nd Annual Environmental Audits, Review and comment on EIAs of Package-1, 2 & 3.</p>	<p>Ongoing M&E support to prepare reports;</p> <p>Ongoing active participation in the meeting of CEIP-1 progress that was called and chaired by the PD;</p> <p>Ongoing effort to address the feedback of the PD on M&E Quarterly Progress Report;</p> <p>Ongoing review of implementation (e.g. Review MPR of DDSC & PMSC and contractors).</p>
<ul style="list-style-type: none"> Supervise and Monitor S/RPF and RAP 	<p>Being implemented-</p>	<p>Ongoing monitoring in the field</p>

Task Groups and Major Tasks	Status and Background Previous Quarter	Activities During the April-June 2019 Quarter
Implementation	<p>The monitoring of the S/RPF and polder specific RAP include close monitoring of the implementation of land acquisition procedures and compensation to affected persons for the loss of income resulting from the acquisition of leasehold land and in some cases, the replacement of land with an alternative plot. The monitoring also will cover the measures taken to mitigate the damage to property as result of improving flood control and drainage facilities. Based on ToR and World bank compliance, the monitoring of the RAP implementation as follows:</p> <ul style="list-style-type: none"> • Finalizing RAP monitoring indicators, timelines, procedures, and reporting forms • Analyzing and preparing recommendations related to the farms and persons who have experienced property damage, and have received, or may be eligible for compensation. • Monitoring compensation payments and procedures for approving and paying compensation • Preparing recommendations on compliance with the WB's resettlement policy • Participating as an observer in consultative meetings on land acquisition • Monitoring the timeliness of the allocation of funds for compensating affected parties, preparing respective recommendations on adjustment of measures • Monitoring land acquisition timelines and terms of temporary land acquisition, preparing recommendations on adjustment of timelines • Conducting baseline and updated surveys with affected farmers and households who experienced loss of land and/or damage to their land or property resulting from construction works under the Project. 	Ongoing review of implementation
<ul style="list-style-type: none"> • Monitor Performance of WMOs 	WMOs not yet formed	WMOs not yet formed, though ad hoc committees are in the process of being formed.
<ul style="list-style-type: none"> • Promote Adoption of Improved Information Flows 	<p>Being implemented-</p> <p>Based on consultations with PMU, BWDB, MOWR, WB staff and other key information, the existing process of data collection and information flows have been assessing and constraints and opportunities documented. Information flows the fully meets the standards of a modern Results-Based M&E system has been outlined.</p>	Being implemented
<ul style="list-style-type: none"> • Prepare Quarterly and Annual Reports 	<p>QPR#1 through #13 prepared. First three Annual Reports prepared covering FY 2015/16, FY</p>	QPR #14 prepared during the quarter.

Task Groups and Major Tasks	Status and Background Previous Quarter	Activities During the April-June 2019 Quarter
	2016/17, and FY 2017/18.	Fourth Annual Report under preparation.
<ul style="list-style-type: none"> Prepare Mid Term Progress Report 	Prepared in January 2017.	None.
<ul style="list-style-type: none"> Prepare Special Reports 	Various field visit reports prepared; briefing documents prepared for multiple World Bank missions; contributed to and led 1 st , 2 nd , 3 rd , 4 th , 5 th and 6 th Bi-Annual Environmental Monitoring Report; Prepared 1 st , 2 nd and 3 rd Annual Environmental Audit Report.	None.
Task Group 6 – Monitor and Evaluate Project Impacts and Performance	Prepared Performance Brief for Mid-Term Review of January 2017. Ongoing monitoring in the field Ongoing review of implementation	None.
Task Group 7 – Strengthen Capacity of PMU and Implementing Agencies in M&E and PMIS	Orientation provided to key stakeholders to the PMIS via a workshop, and subsequent presentations.	No activity this quarter.

Source: M&E Consultants

3.3.5 Outputs of C3: Long-Term Monitoring, Research and Analysis of Bangladesh Coastal Zone

Inception report has been submitted on 20 December 2018 and Consultants have conducted a workshop during the January – March 2019 quarter. Routine reporting and submission of deliverables is delayed.

3.4 Outputs of Component D: Project Management, Technical Assistance, Training and Strategic Studies

3.4.1 Outputs of D1: Project Management Support and Audits

3.4.1.1 Project Institutional and Implementation Arrangements

Table 51: Status of PMU Institutional Setup

Sl.	Action Item	Status 31 Mar 2019	Status 30 Jun 2019
1	Special Accounts – Two separate designated accounts to be opened, one for the IDA Credit and one for the PPCR Grant	Complied on 16 Feb 2014	Complied
2	All payments to be made directly by PD from PMU; no payments to be handled through the division/ regional offices.	Complied	Complied
3	100% beneficiary bank accounts will be opened for resettlement payments and no cash payments or cash checks will be issued. Resettlement payments will be shown as an individual category of expenditure in the financial statement.	Bank accounts have been opened by 98.9% of Package 01 non-titled EPs and 95.5% of those in Package 02. Complying with prohibition on cash payments.	No change
4	Interim Unaudited Financial Report (IUFR), in a format acceptable to the Bank, to be submitted on a quarterly basis to the World Bank for review within 45 days from the end of each quarter	IUFR for 31 December 2018 submitted by deadline and stands accepted.	IUFR for 31 March 2019 submitted by deadline and stands accepted.
5	Annual audit of the financial statement by the Foreign Aided Project Audit Directorate (FAPAD) of the Auditor & Comptroller General's Office (C&AG). Audited project financial statements are to be submitted to the Bank within six months from the close of each fiscal year until the close of the credit.	FAPAD audit for FY 2016/17 and FY 2017/18 completed	Current. FY 2018/19 not yet due.
6	Performance audit – an independent performance audit, including review of the financial management system and verification of procurements will be carried out by a Chartered Accountant two years before the credit closing date. The process of selection and TOR for such audit(s) will be agreed with the Bank.	Not yet due.	This has become due, but may be delayed if there is an extension of the closing date. This is being discussed during the next WB mission.
7	Internal audit – will be carried out by the Internal Audit Wing of BWDB and the report shall be submitted to the Bank within 15 days of receipt of such report by the project.	PMU has proposed to WB to eliminate this requirement as BWDB capacity for such audits is limited and it would be redundant with the FAPAD audit.	World Bank did not agree. PMU prepared TOR and it has been reviewed and accepted by the Bank.
8	Project Audit Committee shall be established within the PMU to follow up implementation of valid audit recommendations. This committee shall be chaired by an individual independent of the project operation and consist of no less than three people including the Chairman and the PD. The committee will meet within every 120 days and minute the decisions and discussion held. These minutes will be shared with the Bank within 15 days from the data of the meeting.	Not yet established	Not yet established

Sl.	Action Item	Status 31 Mar 2019	Status 30 Jun 2019
9	The Project will follow the Public Works Department (PWD) Accounts Code/Manual with updating (BWDB system). Should it become necessary, PMU will prepare a separate FM Manual for the project, which will be aligned with BWDB's financial management, compatible with the agreed funds flow arrangements and reviewed by the Bank.	No action needed. PWD Accounts Code / Manual with updating BWDB system in conformity with the PPA-06 & PPR-08 are being followed.	No action needed.

3.4.1.2 Financial Management

Table 52: Status of Financial Management Arrangements

Sl.	Activity	Status – 31 Mar 2019	Status – 30 Jun 2019
1	IUFR for future quarters	On track	On track
2	Finalization of Internal Audit plan for FY 2016-2017	Will propose to eliminate this requirement as BWDB capacity for such audits is limited and it would be redundant with the FAPAD audit.	Same

3.4.1.3 Governance Accountability and Action Plan

The Governance Accountability and Action Plan (GAAP) is being complied with most of the action items completed. The GAAP is presented in Annex 6.

3.4.2 Outputs of D2: Technical Assistance and Training

A training/exposure visit for senior staff of BWDB to Netherlands was undertaken in November/December 2017, but no training during the current quarter.

3.4.3 Outputs of D3: Strategic Studies and Future Project Preparation

The procurement process planned to start in the 2017/18 FY according to the new Procurement Plan. The DDCS&PMS Consultants have drafted a background paper and BWDB has prepared a draft ToR which has been forwarded to the World Bank for review during the January-March 2019 quarter and feedback is awaited. The preparation of the next phase of CEIP-1 may be done by GoB.

3.5 Outputs of Component E: Contingent Emergency Response

Component E has not been triggered.

4. KEY PERFORMANCE INDICATORS

The key performance indicators (KPI) as defined by the PAD/DPP are listed below along with their cumulative values. There was no change in the KPI during the quarter. A more detailed table showing targets and achievements is found in Annex 7.

Table 53: Summary Status of Key Performance Indicators per PAD/DPP

S. No.	PDO Indicators per PAD/DPP	Indicator Type	Total Project Target	Cumulative Value as of 30 June 2018	Cumulative Value as of 31 Mar 2019	Cumulative Value as of 30 Jun 2019
1	Gross area protected	outcome	100,800 ha	0	All Pkg – 21,699 (21.3%) Pkg 01 – 19,482 (53.8%) Pkg 02 – 2,217 (7.5%) Pkg 03 – nil	All Pkg – 28,680 (28.4%) Pkg 01 – 26,432 (72.3%) Pkg 02 – 2,249 (7.6%) Pkg 03 – nil
2	Direct beneficiaries from increased resilience to climate change (number) and % women (PPCR core indic. A1.3)	outcome –core	760,000 (50% women)	0	All Pkg –183,982 (24.1%) Pkg 01- 171,340 (51.9%) Pkg 02 – 12,642 (3.2%) Pkg 03 - nil	All Pkg –248,800 (32.6%) Pkg 01- 235,825 (71.4%) Pkg 02 – 12,975 (3.3%) Pkg 03 - nil
3	Cropping intensity	outcome	180	TBD baseline		
4	Contingent Emergency Appropriation	Input	No target	Not triggered		
5	Length of Upgraded Embankment	Output	623 kms <i>Pkg 01: 204.50</i> <i>Pkg 02: 209.00</i> <i>Pkg 03: 210.25</i>	Pkg-1: 23 nos done; 9 nos. are in progress. Pkg-2: none done; 1 no is in progress	All Pkg – 128.18 done Pkg 01: 109.68 kms done Pkg 02: 18.60 kms done plus 61.65 kms in progress	All Pkg – 164.93 done Pkg 01: 146.11 kms done plus 40.057 kms in progress
6	Drainage structures replaced and upgraded	output	129 no <i>Pkg 01: 38 no</i> <i>Pkg 02: 50 no</i> <i>Pkg-03: 52 no</i>	Pkg-1: 15 nos done; 5 nos. are in progress. Pkg-2: none done; 8 nos are in progress	All Pkg – 33 substantially complete; 30 fully done Pkg 01: 33 nos substantially done (of which 30 are 100% done); 5 in progress Pkg 02: 19 nos are in progress	All Pkg – 57 substantially complete; 35 fully done Pkg 01: 38 nos substantially done (of which 35 are 100% done); 3 in progress Pkg 02: 19 nos substantially done
7	Regulators upgraded	output	134 no <i>Pkg 01: 2 DS; 30 FS</i> <i>Pkg 02: 6 DS; 8 FS</i> <i>Pkg 03: 7 DS; 5 FS</i>	0	All Pkg – 3 fully done Pkg 01: 3 done (3 FS); 10 in progress (2 DS: 8 FS) Pkg 02: 3 in progress (1 DS; 2 FS)	All Pkg – 3 fully done Pkg 01: 14 done (2 DS, 12 FS); 1 in progress (1 FS) Pkg 02: 34 in progress (18 DS; 15 FS)
8	Flushing inlets upgraded	output	244 no <i>Pkg 01: 41 no</i> <i>Pkg 02: 73 no</i> <i>Pkg-03: 36 no</i>	Pkg-1: 15 nos done; 5 nos. are in progress. Pkg-2: none done; 8 nos are in progress	All Pkg –21 fully done, 26 in progress Pkg 01: 20 nos substantially done (of which 18 are 100% done); 9 in progress Pkg-2: 3 nos 100% done; 5 nos at 84% level; 7 nos are in progress	All Pkg – 43 substantially complete; 28 fully done Pkg 01: 29 nos substantially done (of which 28 are 100% done); Pkg 02: 14 nos substantially done

Coastal Embankment Improvement Project, Phase I (CEIP-I)

S. No.	PDO Indicators per PAD/DPP	Indicator Type	Total Project Target	Cumulative Value as of 30 June 2018	Cumulative Value as of 31 Mar 2019	Cumulative Value as of 30 Jun 2019
9	Length of drainage channels upgraded	output	794 km <i>Pkg 01: 175.21</i> <i>Pkg 02: 188.00</i> <i>Pkg 03: 167.37</i>	Pkg-1: 28.8 kms done	48.40 kms done Pkg 01: 42.42 kms done (28.05 % of Pkg 1) Pkg 02: 5.98 kms done (3.19 % of Pkg 1)	134.338 kms done Pkg 01: 114.77 kms done (76% of Pkg 1) Pkg 02: 20.068 kms done (12.9 % of Pkg 1)
9A	NEW PROPOSED INDICATOR – River Bank Protection works	output	9.845 kms (excl Pkg 03) <i>Pkg 01: 4.450 kms</i> <i>Pkg 02: 5.395 kms</i>	All Pkg – 1.81 kms Pkg 01: 1.81 kms Pkg 02: nil	All Pkg – 4.79 kms Pkg 01: 3.89 kms Pkg 02: 0.900 kms (dumping only)	All Pkg – 5.95 kms Pkg 01: 4.05 kms Pkg 02: 1.9 kms (dumping only)
9B	NEW PROPOSED INDICATOR – Slope Protection works	output	39.456 kms (excl Pkg 03) <i>Pkg 01: 29.980 kms</i> <i>Pkg 02: 9.476 kms</i>	All Pkg – 3.816 kms Pkg 01: 3.816 kms Pkg 02: 0.00 kms	All Pkg – 10.352 kms Pkg 01: 10.352 kms Pkg 02: 0.00 kms	All Pkg – 15.464 kms Pkg 01: 15.314 kms Pkg 02: 0.15 kms
10	Area Afforested (PPCR core indic. B3)	output – core	300 ha	0	11 ha (8 ha slope protection; 3 ha foreshore) 33,000 seedlings planted (Polder 47/2)	All Pkg – 208 ha Pkg 01: 162 ha Pkg 02: 46 ha Seedling (nos) All Pkg – 517,000 Pkg 01: 402,300 Pkg 02: 115,000
11	Water Management Organizations functioning (meeting regularly, operations, no. of disputes)	outcome	4 no	0	0	0
12	Water Management Organization (WMO) formed	output	4 no	0	0	0
13	Improved coastal monitoring - studies undertaken (as related to PPCR core indicator on the use of climate information in decision-making)	output	2 no		0 Consultant commenced services October 2018.	0 Consultant commenced services October 2018.
14	BWDB days of training provided (total person-days)(women person-days)	output – core	160 days	45 (461 p-days) (66 w-days)	45 (461 p-days) (66 w-days)	45 (461 p-days) (66 w-days)
15	Grievance Redress Committees (GRC) established	output	17 no of polders	10 polders (Pkg-01: 15 GRC, functioning; Pkg-02: 21 GRC formed)	10 polders (Pkg-01: 15 GRC, functioning; Pkg-02: 21 GRC formed)	10 polders (Pkg-01: 15 GRC, functioning; Pkg-02: 21 GRC formed)

The estimate of area and population protected is calculated as the proportion of total length of embankment of each polder that is fully completed. By this measure, 28.4% of the total project area (Package 1, 2 and 3 areas) and 32.6% of the population is currently protected.

**Table 54: Estimate of Area and Population Protected by the Embankment Works
as of 30 June 2019**

Package No.	Polder No.	Total Polder Area (ha)	Total Polder Population (BBS 2011 with assumed 1.4% annual growth rate)	Embankment Fully Done (kms)	Embankment Target (kms)	Estimated Share of Area Protected	Area Protected to Date (ha)	Population Protected to Date
Package-01	32	8,097	59,258	30.04	49.67	60.48%	4,897	35,839
Package-01	33	8,600	86,503	41.54	49.15	84.52%	7,268	73,110
Package-01	35/1	13,058	142,714	38.8	61.97	62.61%	8,176	89,355
Package-01	35/3	6,790	41,828	35.73	39.83	89.71%	6,091	37,522
Total, Pkg 01	Pkg 01	36,545	330,303	146.11	200.62	72.33%	26,432	235,825
Package-02	39/2C	10,748	136,404	0	59.25	0.00%		
Package-02	40/2	4,453	84,931	2.4	34.4	6.98%	311	5,932
Package-02	41/1	4,048	80,330	0	33.81	0.00%		
Package-02	42/3C	2,753	27,501	0	25.7	0.00%		
Package-02	47/2	2,065	7,277	16.2	17.55	92.30%	1,906	6,717
Package-02	48	5,400	57,457	0.22	38	0.57%	31	333
Total, Pkg 02	Pkg 02	29,467	393,899	18.82	208.71	9.02%	2,248	12,975
Total, Pkg 03	Pkg 03	34,805	499,962	0	210.25	0.00%		
TOTAL, Protected 30 Jun 2019		100,817	1,224,163	164.93	619.58	28.45%	28,680	248,800
TOTAL, Targeted (All Packages)							100,817	762,960
Percent Achieved 30 Jun 2019							28.4%	32.6%
Through Mar 2019							21.5%	24.1%
Through Dec 2018							9.8%	10.0%
Through Sep 2018							9.8%	10.0%
Through Jun 2018							9.8%	10.0%
Through Jun 2017							5.1%	4.5%

5. PLANS FOR THE NEXT TWO QUARTERS AND BEYOND

5.1 Planned Outputs for Component A: Rehabilitation and Improvement of Polders

5.1.1 Planned Outputs of A1: Rehabilitation and Improvement of Polders

5.1.1.1 Works Package 01

Based on the field office of DDCS&PMS Consultant, the remaining work plan is given below.

Package 01

SI	Activity	Contract Quantity	Done through June 2018		Done from Jul 2018-June 2019		Work to be completed during 2019-20	
			Full	Part	Full	Part	Full	Part
1	Embankment	200.617 kms	44.25	84.63	101.86	26.76	54.51	0.00
2	Drainage Channel excavation	151.21 kms	27.51	0	87.26	0	36.44	0.00
3	Drainage Sluice construction	38 nos.	20	12	15	3	3.00	0.00
4	Drainage Sluice repair	2 nos.	0	2	2	0	0.00	0.00
5	Flushing Sluice construction	30 nos.	15	6	13	1	2	0.00
6	Flushing Sluice repair	14 nos.	0	9	12	1	2	0.00
7	Slope protection	19.966 kms	3.73	0	11.58	0	4.65	0.00
8	River Bank protection	4.45 kms	2.19	0	1.86	0	0.40	0.00
9	Closure	1 no.	0	0	0	0	1	0.00

5.1.1.2 Works Package 02

Package 02

Notice to commence was issued 12 July 2018, but physical works got underway in January 2018.

SI	Activity	Contract Quantity	Done through June 2018		Done from Jul 2018-June 2019		Total Program for 2019-20	
			Full	Part	Full	Part	Full	Part
1	Embankment	208.71 kms	18.6	3.3	0.22	13.3	189.363	0.00
2	Drainage Channel excavation	154.64 kms	0	0	20.07	0	134.57	0.00
3	Drainage Sluice construction	50 nos.	0	1	0	19	49	0
4	Drainage Sluice repair	6 nos.	0	0	0	0	6	0
5	Flushing Sluice construction	51 nos.	0	8	0	15	51	0
6	Flushing Sluice repair	8 nos.	0	0	0	2	8	0
7	Slope protection	9.5 kms	0	0	0.15	0	9.35	0.00
8	River Bank protection	5.4 kms	0	0	1.9	0	3.5	0.00
9	Closure	8 no.	0	0	0	0	--	--
10	Road Pavement on embankment and road crossing embankment	51 kms	0	0	0	0	--	--
11	RCC Flood Wall construction (no longer required)	0 kms (was 17)	--	--	--	--	--	--

5.1.1.3 Works Package 03

Ref	Activity	Status
1	Package W-03 Bidding Document prepared	Preparations are to continue. Projected to be ready in mid-2018.
2	Detailed Design of Package W-03	The Detailed Design activities are to continue as agreed during the MTR mission. May be completed in mid-2018 as the DDCS&PMS Consultants have only one design engineer in place at this time.

5.1.2 Planned Output of A2: Afforestation

Divisional Forest Officers are now planning for maintaining the afforestation so far raised in 2018-19 and will prepare the plan for 2019-20 afforestation program. But fixing the afforestation target will depend on the completion of polder constructions and it will be finalized discussing with DDCS & PMS consultants. The Divisional Forest officers will follow the time schedule for maintenance of 2018-19 plantation as well as raising of nurseries and plantation of 2019-20 as given below:

Item of works/activities	Time Schedule for the given task			
	Nypa plantation	Kewra/Baen plantation in seed bed	Gewa/Passur/Sundri/Kankra in polybags	Embankment slope plantation-non-mangrove in polybags
a) Nursery raising				
Selection of plant species				
Site selection	February	June-July	June	November
Site preparation including bed preparation and enclosure of nursery/earthen embankment	Mid February	Mid June-July	Mid June-mid July	November
Seed collection	Mid February-April	August-September	August	November-February
Polybag collection	Not applicable	Not applicable	Before June	Before December
Soil collection	Not applicable	Not applicable	Before April	November-mid December
Cowdung/compost and Fertilizer collection	Not applicable	Not applicable	Before April	November-mid December
Mixing of cowdung and fertilizer with soil and filling of bags	Not applicable	Not applicable	Before April. Atleast 15 days before filling the bags	Till mid January
Seed sowing	Mid February - April	Mid August-September	Mid June- July	December-February
Seedling maintenance	Mid February-May	Mid August-next June	Up to May-June next year	February-May
b) Planting				
Selection of site, survey the site and prepare plantation site map.	March	November-February	May – June	January-February
Preparation of mounds/dykes	Not applicable	Not applicable	Not applicable	Not applicable

Coastal Embankment Improvement Project, Phase I (CEIP-I)

Item of works/activities	Time Schedule for the given task			
	Nypa plantation	Kewra/Baen plantation in seed bed	Gewa/Passur/Sundri/Kankra in polybags	Embankment slope plantation-non-mangrove in polybags
Cleaning of unwanted growth by cutting them off.	Within May	7-10 days before the plantation	Mid May. 7-10 days before the plantation	End of April. 7-10 days before the plantation
Pit making	Not applicable	Not applicable	May	2 nd -3 rd week of April.
Application of cowdung/compost	Not applicable	Not applicable	7-10 days before planting of seedlings	7-10 days before planting of seedlings (May-June)
Staking	2-3 days before the planting	Not applicable	2-3 days before the planting	2-3 days before the planting
Transportation of seedlings to the planting sites	May-June	Next mid November-February	4 th week April-June	May-June
Planting of seedlings with subsequent vacancy fillings	Just immediate after transportation of seedlings to the sites	Just immediate after transportation to the sites	Just immediate after transportation to the sites	Just immediate after transportation to the sites (May-June)
Fixing of red flags indicating planting sites to avoid fishing.	One week before the plantation	Not applicable	Not applicable	Not applicable
Application of fertilizer	Not applicable	Not applicable	Minimum 2 weeks after planting	Minimum 2 weeks after planting (mid May-June)
Weeding 1 st year means planting of the following year	3 weedings in 1 st year, 2 weedings in 2 nd year	3 weedings in 1 st year, 2 weedings in 2 nd year	3 weedings in 1 st year, 2 weedings in 2 nd year	3 weedings in 1 st year, 2 weedings in 2 nd year
Vacancy fillings with staking	1 st year 20%	1 st year 30% and 2 nd year required number	1 st year 20% and 2 nd year required number	1 st year 20% and 2 nd year required number
Pruning and climber cutting	Not applicable	Not applicable	Not applicable	By Watchers
Watching	2.0 years i.e., 24 months after planting the seedlings.	2.0 years i.e., 24 months after planting the seedlings by the same watcher of embankment slope plantation.	2.0 years i.e., 24 months after planting the seedlings.	2.0 years i.e., 24 months after planting the seedlings.

5.2 Planned Outputs of Component B: Implementation of Social and Environmental Management Frameworks and Plans

5.2.1 Planned Outputs of B1: Implementation of Social Action Plans

The five NGOs for WMO formation, mobilization for social forestry and IPM training will organize WMOs and facilitate election of the executive committees and begin their training.

5.2.2 Planned Outputs of B2: Implementation of Social Management and Resettlement Policy Framework (SMRPF) and Resettlement Action Plans (RAPs)

The plans for RAP and LAP of Package 01 covering the next two quarters include:

- Polder-35/1: Waiting for DLAC meeting in section from km 4.250 to km 4.500, from km 14.750 to km 17.000 and notice under section (U/S)-4 has been served and waiting for final approval from MoL in section from km 23.750 to km 24.400.
- Pro-actively facilitate the payment of compensation for land by DCs to an increased number (2288 no's are out of 6645 no's) of titled EPs on going.
- Program for development of strategy and action plan for settlement of pending land legacy issues with timetable. (Report submitted to the World Bank dated on 04.07.2019).
- Program for development of database of land ownership and land taking under existing embankments with timetable.
- Ensure PRAC will be functional and pro-actively supporting PAPs that will be displaced.

The plans for RAP and LAP of Package 02 covering the next two quarters include:

- Polder -39/2C: In Pirojpur District notice under section (U/S)-6 has been served and notice under section (U/S)-7 is in progress. In Jhalokathi District notice under section (U/S)-6 completed and notice under section (U/S)-7 is in progress. Final estimate received and fund placed to DC by BWDB.
- Polder-40/2: Issue notice under section (U/S)-7 has been completed. Out of 12.45 ha land 0.78 ha land is pending the court case. All fund placed to DC by BWDB except the Court Case.
- Polder-43/2C: out of 11 mouza's 6 mouzas land acquisition cases returned by DC Office for correction after necessary correction BWDB has submitted 4 mouzas. Number of 5 mouzas sent to the MoL for final approved.
- Polder-47/2: Notice U/S-6 has been completed & Preparation of estimate for payment is under process. All kinds of rate (PWD, DoE) has sent to the DC Office.
- Polder-48: Notice U/S-6 has been completed and issuance notice U/S-7 has been served. Fund placed for 0.90 ha land to DC by BWDB.
- Start the payment of compensation for Package -02 EPs – titled EPs (September, 2018).
- Ensure PRAC is functional and pro-actively supporting PAPs that will be displaced and relocation is going on.

The plans for RAP and LAP of Package 03 covering the next two quarters include:

- LAP for all Polders under Package -3 to be finalized after proper verification by XEN, CEIP-1, Khulna. RAP for package-3 has been submitted to World Bank by PMU dated on 03.07.2019.

Key milestones for the RAP and LAP of Packages 02 and 03 covering the next two quarters is presented in the table that follows.

SN	Activity	Target Date per World Bank MTR mission	Status	Revised Target Completion Date
Overall				
1	Program for development of database of land ownership and land taking under existing embankments with time table (representative sample from each package)	30 April 2017	In process	Under Process
2	Program for development of strategy and action plan for settlement of pending land legacy issues with time table	30 June 2017	Report submitted to WB dated on 4 July 2019.	Completed
Package 02				
3	Formation and training/ orientation of GRC for Package W-02	30 June 2017	GRCs formed. All GRCs to be trained.	ASAP
4	Formation and training/ orientation of PRAC for Package W-02	31 August 2017	Submitted proposed composition of PRAC to PMU in the current quarter.	ASAP
5	All steps for preparation of ID cards of EPs for Package W-02	31 August 2017	96% complete as of 31 July 2018	Completed
6	Commence payment of non-titled EPs for Package W-02	30 Sept 2017	1 st indent paid during current quarter; 2 nd indent to be paid in the next quarter.	Completed
7	Obtain approval of Package 02 LAPs from MoL	nr	MOL has approved the LAPs for Polder 39/2C, 40/2, 41/1, 47/2 & 48	
Package 03				
8	Collection of information from BWDB local offices on previously acquired land for Package W-03	nr	Completed, including for Polder 14/1 and 15.	Completed
9	Collection of Khatians From Union level Tahsil Offices for Package W-03	nr	17/1, 17/2, 15, 23, 34/3- completed. 14/1 and 15 pending.	Completed
10	Preparation of plot schedule for Package W-03	nr	31 July 2018 - completed	Completed
11	RAP Prepared and Submitted	nr	IOL survey and household numbering completed after obtaining final decisions by engineering team on the alignment in Polders 14/1 and 15.	Completed

5.2.3 Planned Outputs of B3: Implementation of EMF and EMPs

The key actions for the next two quarters are presented in the table below.

SI	Activity	Target Date	Status	Revised Target Completion Date
1	Finalize EIAs for the remaining 7 polders for Package W-03 to be approved	30 Sept 2017	WB reviewed and commented on all of 7 submitted EIAs. DDSCS & PMS Consultant has addressed the comments and the EIAs were submitted to WB. WB shared comments of third review. DDSCS&PMS Consultants are addressing the comments.	31 December 2019
2	Consultation and disclosure for Package 07 EIAs at local and regional level via consultative workshops	31 October 2017	It is a long pending item, and the deadline has been shifted	November 2019
3	Contractor EAPs for 4 polders of W01 to be updated		WB shared further comments, comments have been addressed and revised documents have been submitted to WB	Approved by WB during the reporting period. Translation is also done.
4	C-ESMPs for Package W-02 polders to be updated after identification of camp sites, offices and CC block manufacturing yards	31 October 2017	WB reviewed and commented on the C-ESMPs. Comments have been addressed and those have been submitted to WB.	WB shared further comments, comments are being addressed.
5	Prepare Bi-Annual Environmental Monitoring Report	07 February 2019	The report was submitted to WB during March 2019	Report covering Jan-Jun 2019 is under preparation; Planned to submit by 1 st week of August 2019.
6	Undertake third Annual Environmental Audit	7 February 2019	M&E Team completed this audit on time.	Done.
7	Obtain renewal of ECC for Package 01	ASAP	Obtained on 05 November 2018	Done
8	Obtain renewal of ECC for Package 02	7 March 2018	Obtained on 05 November 2018	Done
9	Finalize supplemental EIAs for additional bank protection works for Package 01 polders	ASAP	Submitted to World Bank and comments received from World Bank. Revised EIAs have been submitted to WB for approval	-
10	Conduct of field visits for improvement of EMP compliance	Continuous	Field visits by DDSCS &PMS Consultants, PMU and 3 rd Party M&E Consultants will continue.	Continuous

SI	Activity	Target Date	Status	Revised Target Completion Date
11	DDCS&PMS Consultant to deliver environmental training for Pkg 02 staff, with cascade training to follow by Contractor	28 February 2018	Done by DDSC &PMSC and PMU during the reporting quarter, but additional training will be provided if needed.	Done
12	PMU, M&E and DDCS&PMS Consultant to assess effectiveness of cascade training strategy for Package 01	None stated	Need to be defined	Continuous

5.3 Planned Outputs of Component C: Construction Supervision, Project Monitoring and Evaluation and Coastal Zone Monitoring

5.3.1 Planned Outputs of C1: Detailed Design and Construction Supervision

5.3.1.1 Design Work

The only major design work remaining (other than adjustments for the two ongoing packages) is the design for the polders of Package 3. Most of the design work has been completed and approved. The remaining Package 03 design work will be completed in the next quarter.

5.3.1.2 Preparation of Bidding Documents

DDCS&PMS Consultants plan to finalize the bidding documents for Package 03 during the next 2 quarters.

5.3.1.3 Construction Supervision

The DDCS&PMS Consultants have committed to continue prodding the Contractors for both packages to expedite the work and try to meet their work program targets discussed in Section 5.1.

5.3.2 Planned Outputs of C2: Third Party M&E Consultants

Key activities planned for next two quarters are:

1. Continue development of the web-based PMIS and conduct orientation session for users.
2. Draft and Final Baseline Survey Report and Workshop
3. Review EIA, RAP, EAP/C-ESMP documents (ongoing, as they are provided)
4. Assist in preparation of Bi-Annual Environmental Monitoring Report (July 2019)
5. Prepare the 15th, 16th and 17th Quarterly Progress Reports
6. Prepare TOR for the fourth Annual Environmental Audit and submit report
7. Monitor the performance of CEIP-1
8. Provide M&E training
9. Participate in any ISR missions of the World Bank.

5.3.3 Planned Outputs of C3: Long-Term Monitoring, Research and Analysis of Bangladesh Coastal Zone

The contract was signed on 04 October 2018. The key action is to undertake broad consultations and develop the models. The project deliverables and reporting is to get on track.

5.4 Planned Outputs of Component D: Project Management, Technical Assistance, Training and Strategic Studies

5.4.1 Planned Outputs of D1: Project Management Support and Audits

5.4.1.1 Project Institutional and Implementation Arrangements

During the next two quarters, the following major activities are planned:

- Renew contracts of PMU staff as needed
- Recruit a Deputy Project Director

5.4.1.2 Financial Management and Fiduciary Aspects

During the next two quarters, the following major activities are planned:

Sl.	Activity	Status
1	IUFR for future quarters	On track
2	Finalization of Internal Audit plan for FY 2016-2017	Have proposed to eliminate this requirement as BWDB capacity for such audits is limited and it would be redundant with the FAPAD audit. Need to obtain World Bank no objection.

5.4.2 Planned Outputs of D2: Technical Assistance and Training

Training and technical assistance in FIDIC and contract management may be provided for PMU.

5.4.3 Planned Outputs of D3: Strategic Studies and Future Project Preparation

Terms of Reference for these services has been drafted and shared with the World Bank for its comments. It will be finalized and decision made on how this work will be done – whether by BWDB or by consultants.

5.5 Planned Outputs of Component E: Contingent Emergency Response

Component E has not been triggered.

6. CONTRACTUAL, LEGAL AND ADMINISTRATIVE MATTERS

6.1 Works Contract W-01

6.1.1 Performance Bonds and Insurance

The Contractor has submitted the required 10% Performance Bond. Evidence of insurance has been provided by the Contractor according to the supervision consultants.

6.1.2 Invoices and Payments

IPC Nos. 10, 11, 12 13 & 14 were submitted during the quarter.

6.1.3 Contract Modifications

Variation Order No. 2 for using CC blocks instead of hard rock has been agreed upon between the Contractor and the Engineer (DDCS&PMS Consultant) and has been submitted to PMU.

6.2 Works Contract W-02

6.2.1 Performance Bonds and Insurance

The Contractor has submitted the required 10% Performance Bond. Evidence of insurance has been provided by the Contractor according to the supervision consultants.

6.2.2 Invoices and Payments

No IPCs were submitted during the quarter.

6.2.3 Contract Modifications

Variation Order No. 2 for using CC blocks instead of hard rock has been agreed upon between the Contractor and the Engineer (DDCS&PMS Consultant) and has been executed.

6.3 Works Contract W-02

6.3.1 Performance Bonds and Insurance

The Contractor has submitted the required 10% Performance Bond. Evidence of insurance has been provided by the Contractor.

6.3.2 Invoices and Payments

The Contractor submitted their invoice for the second half of the mobilization advance and the 5% payment has been issued.

6.3.3 Contract Modifications

No Contract Modifications have been issued at this time for the Contract of Package W-02.

6.4 Works Contract W-03

Not yet commenced and decision pending on whether it will continue to be included in CEIP-1.

6.5 DDCS&PMS Consultants Contract

6.5.1 Invoices and Payments

No invoices have been submitted during the quarter. All FC and LC invoices have been paid with the exception of the partially paid LC Invoices #8 and #15.

6.5.2 Contract Modifications

A budget-neutral reallocation proposal has been submitted to the Client in early 2017 and it was approved February 2018. Another such amendment has been approved and now a third budget-neutral amendment is under discussion with the PMU.

6.6 Third Party M&E Consultants Contract

6.6.1 Invoices and Payments

Two invoices have been submitted during the quarter and all prior invoices have been paid.

6.6.2 Contract Modifications

A budget-neutral reallocation proposal has been submitted to the Client in October 2017. It has received NOL from the World Bank in December and was approved by the BWDB via its letter dated 18 March 2018. The Modified Contract has been signed and is fully executed.

A second budget-neutral reallocation proposal has been submitted to the BWDB and is under consideration. The main purpose is to allow additional input of both the Team Leader (from home base) and the Deputy Team Leader to ensure the data and reports continue to be provided at a high level of quality and accuracy.

7. ISSUES AND RECOMMENDATIONS

New Issues

Issue QPR15-1: Communities Near Newly-Constructed Drainage Sluices that are In Operation Are Experiencing Problems

Status:

Five drainage sluices in Polders 32 and 35/3 have been completed and have been in operation now for nearly six months. At each location, community members are reporting that they continue to suffer from salinity and/or waterlogging – in some cases the gates are not closed and it is not clear if this is a physical issue or a social one where the more powerful shrimp producers are intentionally allowing brackish water to enter. It could be one or both, depending on the particular site. This could very well be the consequence of the absence of WMOs wherein the protocol for gate operation would be decided by an executive committee elected by the general membership.

Recommendation:

The M&E Consultants and the DDCS&PMS Consultants should visit the sites to determine the cause of gates not being fully closed. In cases where it is found to be a physical issue, rectification would be undertaken and the Contractor should monitor water quality (specifically, salinity and pH) in the area affected in the interior of the polder. In cases where it is a social issue, the NGO responsible for the WMO formation and any ad hoc WMO committee already in place should be made aware of the issue so they may take it up with the competing interests in the community.

Issue QPR15-2: Long Term Monitoring Consultant's Progress is Weak

Status:

Long Term Monitoring team have not met their targets as per inception report as follows

Delivery	Description	Output/Reports	Due Date (months after commencement)	Date of Submission
D3	Data	Data Reports, Inventory, Quality Checks, etc.	Month 9 28 July 2019	Not yet submitted
		Database Design Report	Month 9 28 July 2019	Not yet submitted
		GIS Based Maps	Month 9 28 July 2019	Not yet submitted
		Supply of Model Boundary Data (Various)	Month 9 28 July 2019	Not yet submitted
D 6.1	Updated Parameters	Detailed Delivery Plan	Month 6 28 April 2019	Not yet submitted
D 6.2	Polder Management	Detailed Delivery Plan	Month 6 28 April 2019	Not yet submitted
D 8	Macro	Action Plan for Capacity Building	Month 6 28 April 2019	Not yet submitted

The Long term monitoring contract signing date was 02 October 2018 and the Consultants commenced work on 28 October 2018.

Recommendation:

- Consultant should accelerate their work otherwise it will be not possible to meet the deliverables schedule and complete the services on time. A revised realistic timetable for deliverables should be prepared within the original duration of the contract and the Consultant should commit to meet these new deadlines. Phase 2 preparation will depend on the output from this Consultancy.

Issue QPR15-2: DDCS&PMS Consultants do not meet all tasks of LAP preparation as per contract

Status:

DDCS&PMS Consultants have not fully addressed the following tasks of LAP preparation as per their contract.

6. By land use - carry out land survey and identify the footprints of the existing and proposed embankment in terms of land ownership (private, BWDB owned, Khash, etc.)
7. Digitize all cadaster maps with geo-references of plot boundaries, embankment footprints (toe lines of existing embankment and proposed embankments), ownership and land use (embankment, agricultural, residential, fishery, forestry, vacant, etc.);
8. Establish links with ownership data and references of ownership documents with the digital cadaster maps developed in consultation with the BWDB's department of land and revenue (DLR), office of the assistant commissioner (land) and the union level Tahsil offices;
9. Prepare LA plans and LA proposals for each polder by district for acquisition of additional lands for embankment and sluices with diversion channel and link the LA plans with the ALMS.
10. The ALMS will be established at PMU, BWDB having terminals in the field offices with network connections and transferred to the DLR after the project life for use in subsequent other projects in BWDB.

Recommendation:

The DDCS&PMS Consultants should prepare a detailed action plan that is time-bound to meet the LAP-related part of their scope of work. LAP preparation generally involves the following:

- Multiple location-wise Land Management data
- Digital representation of cadastral maps & revenue maps with the plot number
- Central Repository of all the land related data, Owner details etc.
- Pictorial representation of Land Map on Satellite image / Google map
- Viewing of daily Land Acquisition status on color coded thematic map
- Upload & find any kind of document related to land with effective & easy document management
- Customized report generation with graphical representation on charts, graphs with dashboard
- Land Cost Estimation, Calculation & Payment to the Land owner
- Managing Rehabilitation & Resettlement (R&R) policies for the project affected families

Red Flag Issues Unresolved from Prior Quarters

All of the “red flag” issues – new and old – are both urgent and important and they must be pursued in parallel.

The most urgent of these from prior quarters are:

- A decision is needed on the restructuring of the project, inclusion of Package 03, time extension for CEIP-1 and re-allocation and augmentation of budget. The loan agreement and DPP must be revised accordingly.
- The progress of works is the most critical issue, especially in Package 02.
- The River Bank Protection Works are also important as the project’s objectives would be defeated in those polders where such works are required. Funding must be allocated and the engineering design should be subjected to value engineering analysis.
- Budget for additional bank protection works must be allocated as quickly as possible. The BWDB is preparing a separate project for this purpose.
- The resettlement and land acquisition processes are also particularly worrisome, given the length of time it is taking on Package 01 so far. While the first RAP was prepared in 2015, it took almost one year to make the first payment to non-titled EPs and payments to the actual landowners has only started in the 2017/2018 fiscal year even though PMU has deposited funds with the DCs over 18 months earlier. Possession of land has been transferred by DC to BWDB for all four polders of Package 01, but the title-holders must be compensated, or donate their land, before it can be used as per World Bank safeguard principles. Now, after 3.5 years (June 2019) compensation to titled land-holders in Package 01 stands at 34% of EPs, though the percent of land acquired is much higher.

The issues bulleted below represent the full list of most critical among the issues remaining unresolved from prior quarters. The numbering scheme relates to the quarterly report in which the issue was first raised, followed by the serial number of the issue in that report.

- **R** Issue QPR13-1: **Issue QPR13-1: Decision is Needed on Project Restructuring and Additional Financing if Package 03 is to Proceed and Package 02 is to complete its land acquisition program.** Due principally but not exclusively to land acquisition costs, the current budget will not be sufficient. Part of the Package 02 works depend on allocation of additional funds for land acquisition. World Bank and BWDB began to discuss restructuring during the February 2019 Implementation Support and Review Mission but a decision must be made soon if the land acquisition required by Package 02 is to be implemented. Revise DPP and restructure the project as required.
- **R** Issue QPR12-1: **Package 02 Contractor physical progress is weak.** Comparing to Package 01 Contractor’s progress five quarters after notice to proceed, the Contractor for Package 02 is off to a much worse start even though they are doing slightly better with respect to structures. Progress of the Package 02 contractor stood at about 5.65% (as of December 2018) whereas at this same point in time after NTP, the progress of the Package 01 contractor was about 18%. Even if one takes into account that Package two is 42 months

compared to 36 for Package 01, the performance is poor. Resource-based detailed modular planning is required and Package 02 Contractor's senior management must continue to be engaged by DDCS&PMS Consultant and PMU.

- **R** Issue QPR12-2: **Nalian Dam Work Is Now Urgent.** The Contractor for Package 01 has deferred work on Nalian Dam for two years. At that point, there was a proposal for realignment of its location, but since such realignment would require further study and re-design which would mean that construction could not begin in the third construction season and for other reasons, it was rejected and the original site has been retained. There is serious weakness in the ring dyke at the site of the Nalian Dam due to the hydrodynamic forces and its failure is increasingly likely. Construction of the Nalian Dam cannot be deferred another year, and the Contractor finally commenced work this construction season (2018-19). Certain elements were to have been completed before the current (2019) monsoon season and the DDCS&PMS Consultants understood the need to supervise this work closely.
- **R** Issue QPR9-1: **Functionality of PAVCs, PRACs and GRCs is At Risk.** Simply due to the lack of honoraria or allowance, committees that are critical to the Project are not functioning well and are at risk of losing the interest of participants. Participation in these committees represents additional duty and requires extra effort and expense for travel, which is not compensated. Since the World Bank will not cover additional payments to government employees and since it is the practice of GoB to pay honorarium for such service, it is recommended that the GoB consider including its own funds for such purpose in the revised DPP.
- **R** Issue QPR6-2: **Engineer Needs to Deploy Additional Site Staff** now that the Package 02 Contractor is mobilizing. - The DDCS&PMS Consultants have submitted a request for budget re-allocation for this purpose to the PMU and the way forward must be agreed quickly so there is adequate supervision in place. This is still pending with BWDB.
- **R** Issue QPR5-1: **Specifications Need Heightened Attention** - In Particular Specifications 9.1 to 9.5 Dewatering of Subsurface and Surface Water. Some improvement is now noted and Engineer must monitor closely.
- **R** Issue QPR4-1: **Land Acquisition Cost Has Increased Dramatically.** World Bank and GoB to consider and formally agree on the budget re-appropriation and financing to meet the increased land acquisition costs. World Bank has stated during the January 2017 MTR that it could consider increasing the financing for LA Costs when disbursements increase substantially. BWDB has prepared a draft revised DPP proposal which allocates GoB financing for land acquisition.
- **R** Issue QPR4-4: **Livelihood Restoration Program Needs Attention.** No training needs assessment has been done and no training delivered to date.
- **R** Issue QPR2-2: **DPP (GoB Authorizing Document) and Loan Agreement Amount Requires Amendment** to Accommodate Cost Increases in estimated cost of works, land acquisition and consulting services (and change in the USD/SDR Exchange Rate). This process takes as long as one year. In September 2017, the BWDB submitted a draft proposal for DPP revision

to the World Bank through ERD focused on the additional riverbank protection works and the funding for land acquisition. Any DPP revision will have to include all cost adjustments needed. The draft DPP proposal is currently on hold by BWDB.

- R Issue QPR2-10: **Capacity Building and Independent Advice Needed for PMU/BWDB in FIDIC and Contract/Claims Management.** While these competencies are not expected of the PMU since the Engineer has been hired for this purpose, such training and advice would benefit the Project and the BWDB. The World Bank has provided a useful one-day orientation in 2016 followed by another in April 2018, but more is needed.
- R Issue QPR1-4: **LAP and RAP and the compensation payments must be expedited so that work sites can be handed over to the Contractor.** As of 31 March 2018, compensation to non-titled EPs stood at 83% of compensated EPs for Package 01 and 95% of this number have vacated their premises (thus 79% of all non-titled EPs). This is good progress, but it spanned 18 months. Now, as of June 2019, after more than three years, only 2288 titled land-holders out of a total of 6645 in Package 01 have been compensated. While the scattered, non-contiguous encumbrance free stretches of embankment may have been a constraint initially, they are much less an issue now. Efforts must be made to avoid this type of problem persisting in Package 02, where after two years (as of June 2019), only 134 of 1777 titled EPs have been compensated.

Status of All Issues Raised in Prior Quarters

The issues from the prior Quarterly Progress Reports – whether red flag issues or otherwise – are summarized below along with the status of recommendations.

Issues	Recommendation in brief	Status	Follow-up Actions
from QPR14			
Issue QPR14-1: Package 03 LAP/RAP will be obsolete unless the works are started promptly	<ul style="list-style-type: none"> ▪ BWDB should take steps to get the works underway as soon as possible. 	IN PROCESS While it has been decided that Package 3 will not be part of Phase 1, a project must be developed without delay.	BWDB to take the lead.
from QPR13			
Issue QPR13-1: Decision is Needed on Project Restructuring and Additional Financing if Pkg 02 Land Acquisition is to be Completed and Pkg 03 is to Proceed Flagged RED	<ul style="list-style-type: none"> ▪ World Bank and BWDB to revise DPP and restructure the project as required 	NOT YET RESOLVED While it has been decided that Package 3 will not be part of Phase 1, additional funds are still required to complete the land acquisition of Package 02	BWDB to move forward on DPP revision.

Issues	Recommendation in brief	Status	Follow-up Actions
from QPR12			
Issue QPR12-1: Package 02 Contractor physical progress is weak. Flagged RED	Resource-based detailed modular planning is required and Package 02 Contractor's senior management must continue to be engaged by DDCCS&PMS Consultant and PMU.	NOT YET RESOLVED Progress of the Package 02 contractor stands at about 5% (as of September 2018) while at this same point in time after NTP, the progress of the Package 01 contractor was about 15%.	
Issue QPR12-2: Nalian Dam Work Is Now Urgent. Flagged RED	The Contractor for Package 01 has deferred work on Nalian Dam for two years. Most recently, there has been a proposal for realignment of its location. Such realignment would require further study and re-design which would mean that construction could not begin in the current construction season. There is serious weakness in the ring dyke at the site of the Nalian Dam due to the hydrodynamic forces and its failure is increasingly likely. Construction of the Nalian Dam cannot be deferred another year, without costly rehabilitation of the ring dyke to buy time so it should proceed immediately.	NOT YET RESOLVED	
from QPR9			
Issue QPR9-1: Functionality of PAVCs, PRACs and GRCs is At Risk. Flagged RED	Simply due to the lack of honoraria or allowance, committees that are critical to the Project are not well functioning and are at risk of losing the interest of participants. Participation in these committees represents additional duty and requires extra effort and expense for travel, which is not compensated. It is recommended that the BWDB and DDCCS&PMS Consultants meet to devise a solution. The Consultants are responsible for RAP implementation, but the ToR does not specifically address this matter.	NOT YET RESOLVED	
from QPR8			
Issue QPR8-1:	DDCCS&PMS Consultant to assist the Package 01 contractor to build up their resource-	RESOLVED, though level of detail could be	

Issues	Recommendation in brief	Status	Follow-up Actions
<p>Package 01 Work Program is not credible without the underpinning detail</p> <p>Flagged RED</p>	<p>based work plan from detailed plans and then encourage the Contractor to use these plans to monitor progress and address delays on a weekly basis.</p>	<p>improved.</p> <p>Work Programme was submitted and subsequently accepted on 26 August 2018</p>	
<p>Issue QPR8-2: Package 02 EPs Awareness of RAP Provisions is Inadequate</p>	<p>The DDCS&PMS Consultant should appoint sufficient numbers of RAP team staff to Package 02 polders and ensure full coverage and disclosure of all important information. The tools (such as Bengali language pamphlets) have already been developed for Package 01, so this is simply a matter of staff allocation. Number of FGD meetings to be increased and held regularly during these months as release of compensation payments nears. Also, PRACs should be formed and made functional without delay.</p>	<p>PARTIALLY RESOLVED.</p> <p>FGD meetings have increased and compensation payments have begun</p>	
<p>from QPR7</p>			
<p>Issue QPR7-1: Upcoming Absence of Supervision Consultant's Top Three Key Staff - Team Leader and Resident Engineers for Package 1 & 2</p> <p>Flagged RED</p>	<p>An interim Team Leader is currently in place, and the replacement has been accepted by World Bank and recommended to MoWR. RE for Package 01 and RE for Package 02 continue to be vacant. Qualified replacements must be identified and approved without delay.</p>	<p>RESOLVED</p> <p>DDCS&PMS Consultants proposed replacements for these three positions. All 3 (three) positions have been approved by competent authority. The new Team Leader joined, but RE did not join due to health reason.</p>	<p>Replacement staff have been approved and are in place.</p>
<p>Issue QPR7-2: RAP Irregularities Have Been Alleged so Systems Must be Strengthened</p>	<p>The DDCS&PMS Consultant may look into the matter diligently and also make sure that systems and procedures of the RAP Implementation Consultants and DDCS&PMSC are strengthened for proper targeting, better oversight and greater transparency. For example:</p> <ul style="list-style-type: none"> • EPs should receive advance notice of their compensation to be paid with detailed breakdown of the basis of calculating payment (square footage, type of structure, material of the structure, etc.); • The PAVC rates should be public knowledge and widely disseminated 	<p>NO INFORMATION AS TO WHETHER RESOLVED.</p>	<p>May be investigated by DDCS&PMSC and system improvements enacted. Steps taken may be communicated.</p>

Issues	Recommendation in brief	Status	Follow-up Actions
	<ul style="list-style-type: none"> EPs should be clearly informed that they are not obligated to make any payment to FGD president or anyone else in order to receive their entitlement 		
from QPR6			
Issue QPR6-1: River Bank Protection Works Need Urgent Attention and Additional Resources Flagged RED	Some of these works are already foreseen and budgeted in Works Package 01, but additional BPW with estimated cost of about \$80m are reported to be needed in the four polders as well. This has been subdivided into two roughly equal groups – those that are essential and those that would be useful. An economic analysis should be undertaken to examine best options/designs and value engineering done, source of funds to be arranged and procurement to proceed on an urgent basis.	NOT YET RESOLVED DDCS&PMS Consultants prepared a proposal with budget and supplemental EIA in the Apr-Jun 2017 quarter.	Options to be evaluated on economic basis, fund source identified, and procurement to proceed once approvals obtained.
Issue QPR6-2: Engineer Needs to Deploy Additional Site Staff Flagged RED	With the signing of the works contract for Package W-02, the Engineer will need to deploy additional site staff in parallel with their mobilization. The DDCS&PMS Consultants have submitted a request for budget re-allocation for this purpose to the PMU.	NOT YET RESOLVED Next dry season, consultant will deploy	The DDCS&PMSC and PMU need to agree on the contractual aspects so that additional site staff can be deployed on time.
from QPR5			
Issue QPR5-1: Specifications Need Heightened Attention - In Particular Specifications 9.1 to 9.5 Dewatering of Subsurface and Surface Water Flagged RED	A dewatering plan needs to be developed based on know-how of the local conditions. Properly executed pumping tests and relevant geo-technical survey would provide such know-how which is needed in a timely fashion. The DDCS&PMSC may need to provide added attention and assistance to the Contractor to ensure compliance with specifications and timely completion of the foundation and other works before the monsoon.	PARTIALLY RESOLVED While the first sand piling activities produced flooding of the excavated foundation of DS 1 of Polder 35/3, the DDCS&PMSC has worked closely with the Contractor of Package 01 to put in place a dewatering plan and also to undertake the needed surveys at all future DS sites.	To be monitored.
Issue QPR5-2: Better Planning to be Achieved in	The DDCS&PMSC is to provide the Contractor with advice on time and equipment requirements of the aggregated	PARTIALLY RESOLVED Work Programme details	Work breakdown structure for

Issues	Recommendation in brief	Status	Follow-up Actions
Work Program for Package 02	work items. This information should form the basis for developing work break down structure and modular schedules for each of the BoQ items which could be aggregated as per the experiences under Works Package 01. Subsequently the Contractor is to subdivide works per polder into sections and develop work programs for each section. These sectional work programs would be aggregated to a realistic and final GCC 8.3 Programme. Next the work program should incorporate resettlement requirements and associated temporary hindrances. The work program should be prioritized accordingly and incorporating the schedules and risks of the resettlement program.	submitted and reviewed by DDCS&PMSC.	typical sections and items of work to be developed.
Issue QPR5-3: Embankment Seepage May Be Exacerbated by Adjacent Fish Ponds	The design should consider appropriate measures on the country side of the dyke if a pond has encroached near to the country side toe. This may include compaction and earthworks on the country side slope. In this way excessive seepage through the dyke is to be prevented.	NOT YET RESOLVED.	May be investigated by DDCS&PMSC
Issue QPR5-4: Review and Timeliness of Afforestation	The DDCS&PMSC should review the afforestation needs (there seems to be a potentially useful additional site in the vicinity of the cyclone shelter of polder 33). The NGO responsible for the afforestation effort under the project should be contracted as soon as possible.	PARTIALLY RESOLVED. Agreements have been signed with BFD in some districts in late 2018.	CQS method of procurement is being used to expedite procurement of NGOs. Afforestation is being cut from TOR of NGOs and shifted to BFD.
Issue QPR5-5: Need for Project Implementation Manual / Updating and Completion of Method Statements	The contractor has provided a general description of methods on 22 April, 2016 but these do not reflect any re-survey. The method statement lists technical work steps but does not include aspects of measurements as basis for final billing. Further, method statements on dewatering, sand piling, sheet piling and other works have not yet been completed. The DDCS&PMSC should work with the Contractor to finalize method statements for the different works required. These statements should include methods of	PARTIALLY RESOLVED	

Issues	Recommendation in brief	Status	Follow-up Actions
	measurements as basis for billing and should identify work steps in a work break down structure. Overall method statements should be consolidated in a Contract specific (or overall) Project Implementation Manual.		
Issue QPR5-6: Micro-level Planning / Monitoring Requires Strengthening	Over time, micro-level planning in line with detailed work breakdown structures (WBS) would improve as experience would enhance knowledge of time requirements etc.	NO EVIDENCE	Who is responsible
Issue QPR5-7: Early Prioritization of LA/Resettlement Concerns Is Needed	Certain cases of LA are more complicated due to various reasons such as lack of official title. The Consultants should review the time and effort required for processing particular LA/resettlement concerns and give early attention to those which proved most difficult to resolve in the past for.	PARTIALLY RESOLVED DPCS&PMS Consultant's RAP Team is adapting based on lessons, but a systematic review has not been provided.	
from QPR4			
Issue QPR4-1: Land Acquisition Cost Has Increased Dramatically	World Bank and GoB may consider and formally agree on the budget re-appropriation and financing to meet the increased land acquisition costs. The GoB has passed a law that compensation for land shall be at 3x market value, with effect from 01 July 2017. This will affect Package 02 cost and has been taken into account.	NOT RESOLVED The World Bank and GoB will discuss possible solutions when a substantial level of disbursement is reached. As an alternative, GoB is considering financing this cost from its own resources.	Re-open discussion in 2019; possibly include GoB funds in revised DPP.
Issue QPR4-2: Delay in Signing of Contract for Works Package 02	World Bank and GoB agree on way forward, given shortfall in land acquisition budget.	RESOLVED Notice of Award issued and contract signing proceeded with a proviso that full works on two polders will depend on obtaining LA financing.	
Issue QPR4-3: Relocation Planning and Assistance to be Improved Flagged RED	1. The DDCS&PMS Consultants (through their RAP team) should develop a tally of each and every PAH as to where they are moving, whether temporary or permanent, etc. and verify this information. 2. PRAC should begin to function	1. RESOLVED 2. PARTIALLY RESOLVED as Package 01 PRACs have convened, yet functionality to be improved. 3. IN PROCESS	1. To be followed going forward 2. PRACs need to convene and some modest honorarium is required.

Issues	Recommendation in brief	Status	Follow-up Actions
	<p>immediately and be given an orientation by DDSC&PMS Consultants and PMU's Senior Social Specialist as to their mandate and operation guidelines and some logistic support provided so they can execute their responsibilities. Make sure that the PRAC for Package 02 is operational before the resettlement process advances to relocation stage.</p> <p>3. DDSC&PMS Consultant and the PRACs should monitor and report any cases where squatters are having difficulty identifying a place to relocate.</p> <p>4. EPs to be informed in advance of the total estimated amount of compensation they are to receive under the entitlement framework specified by the RAP and not left to guess how much they will get until the day they receive their check. Such advance information would allow the EPs to know how much they have to work with when looking for a new place to live.</p>	<p>4. AGREED, BUT NOT YET IMPLEMENTED.</p>	<p>3. To be followed going forward</p> <p>4. To be implemented by RAP Consultants and/or PMU and reported.</p>
<p>Issue QPR4-4:</p> <p>Livelihood Restoration Program Needs Attention</p> <p>Flagged RED</p>	<p>There is no plan for the livelihood restoration program. The DDSC&PMSC should develop a training program and oversee its implementation. A needs assessment must be conducted of each PAH, taking into account their skills, resources, risk tolerance, desires and business/ livelihood opportunities at the sites/ locations where they are relocating. Then a relevant training program (having relevant tailored content, sequencing of a series of topics, and refresher trainings) must be developed and delivered with outcome-based targets. The training should commence prior to relocation and continue afterwards.</p>	<p>NOT RESOLVED</p>	<p>DDCS&PMSC to report on the actions it is taking. The Consultants are responsible for implementing the RAP and, per their TOR, the RAP includes “, [an] implementation schedule including timelines for land acquisition milestones, relocation and livelihood restoration of PAPs....”</p>
<p>Issue QPR4-5:</p> <p>PMU Team Needs Assistance</p>	<p>All the required PMU staff should be recruited.</p>	<p>IN PROCESS AND ESSENTIALLY RESOLVED.</p>	<p>13 of 14 individual consultants for PMU are in place. In addition, Deputy PD remains to be recruited.</p>

Issues	Recommendation in brief	Status	Follow-up Actions
<p>Issue QPR4-6:</p> <p>Environmental Monitoring Capability Must be Strengthened Further</p>	<p>1. Environmental monitoring and mitigation training must involve a series of sessions. The training program must be developed and implemented without delay since the 2016/2017 construction season has commenced in late September.</p> <p>2. As already recommended by the DDCS&PMS Consultants, the Contractor should appoint at least one Environmental Officer and polder-wise environmental monitors should be in place that carry no other responsibility.</p>	<p>1. RESOLVED The training program has not been laid out, though training is taking place.</p> <p>2. PARTIALLY RESOLVED One Environmental Officer has been appointed, but the polder-wise environmental staff carry additional (non-environmental) duties.</p>	<p>Training program (plan) to be outlined.</p> <p>Polder-level environmental staff to be monitored as to effectiveness.</p>
<p>Issue QPR4-7:</p> <p>Preparation of CEIP-Phase 2 Should Commence Soon Given the Serious Need</p>	<p>Since project preparation and appraisal takes a substantial amount of time and the need for embankment improvement in the coastal polders is apparent, it is recommended that the World Bank and GoB begin planning for the preparation of CEIP-2 as soon as practically possible.</p>	<p>PARTIALLY RESOLVED</p> <p>The new Procurement Plan prepared in the quarter ending 31 March 2017 projects TOR preparation for August 2017. DDCS&PMS Consultants preparing background material for Phase 2.</p>	<p>PMU has prepared ToR and it will be shared with the World Bank for comments.</p>
<p>from QPR3</p>			
<p>Issue QPR3-1:</p> <p>Security is a Growing Concern</p>	<p>The security situation in Bangladesh has not directly affected the works or services as of this time, but judgment and caution must be exercised for any travel within the country. Signage at campsites may be made inconspicuous. Consultants and Contractors may wish to develop and put in place a security plan for their Dhaka staff and field staff.</p>	<p>RESOLVED for now, but CAUTION required.</p> <p>The Contractor has actually suggested they wish to avoid erecting certain signboards at campsites so that the presence of foreigners is not so conspicuous.</p> <p>PD has written to the police in the project area and they have standing orders to accompany staff to the field when requested. The building in Dhaka where the DDCS&PMSC hold office has been guarded by</p>	<p>Security risks should continue to be monitored as they could constrain field activities of international staff.</p> <p>Police guards at the Dhaka office of the Consultants should be maintained through 2017.</p>

Issues	Recommendation in brief	Status	Follow-up Actions
		armed police since August 2016.	
<p>Issue QPR3-2:</p> <p>Equipment Mobilized on Contract W-01 is Inadequate</p> <p>Flagged RED</p>	<p>Given that the monsoon season precludes earthwork, the Contractor should use this season to fully equip its operation so that work can begin without delay and in earnest in October.</p>	<p>PARTIALLY RESOLVED.</p> <p>The equipment mobilized by the Contractor has eventually met the initial Engineer’s estimate of requirements. However, <u>considering the need for catching up with the approved Work Program</u>, additional equipment is still needed as outlined by the DDCCS & PMS Consultant.</p> <p>UPDATE (30 Sep 2018): Due to the acceptance of the revised Work Program, the equipment in hand may well suffice.</p>	<p>If required, additional equipment should be procured or rented immediately.</p>
from QPR2			
<p>Issue QPR2-1:</p> <p>Overall Reporting System Needs Attention and Improvement</p>	<p>Reports should be submitted on time by all consultants, otherwise this consolidated report will be delayed or incomplete. It is essential that reports segregate current period accomplishments and activities from cumulative numbers and compare monthly/quarterly progress against monthly/quarterly plans. Explanations of deviations from plan should be provided.</p>	<p>PARTIALLY RESOLVED.</p> <p>The M&E Consultants and PMU have provided guidance on the content and presentation of reports and continue to work with the DDCCS & PMS Consultants in a collegial manner.</p> <p>Report content continues to improve. Reports continue to be late.</p>	<p>DDCCS & PMS Consultant reports have improved in segregating activities and accomplishments by quarter, showing plans, being more succinct and graphic.</p>
<p>Issue QPR2-2:</p> <p>DPP (GoB Authorizing Document) and Loan Agreement</p>	<p>The project is now estimated to cost more than planned due to a number of reasons – higher land acquisition costs, additional bank protection works, additional consultancy costs, and increased taxes. Also</p>	<p>NOT RESOLVED.</p> <p>A proposal for DPP revision was prepared in September 2017 and shared with the World</p>	<p>Any other required changes for works and consultancy services contracts should be captured and the revised</p>

Issues	Recommendation in brief	Status	Follow-up Actions
<p>Amount Requires Amendment</p> <p>Flagged RED</p>	<p>the USD/SDR exchange rate has changed resulting in a budget shortfall of at least \$27 million. A DPP revision should be prepared without delay capturing whatever changes are required utilizing savings from the elimination of package 03.</p>	<p>Bank. It did not cover all cost increase areas, but focused on additional Bank Protection Works and increased Land Acquisition costs.</p>	<p>DPP drafted so that key changes can be approved before budget constraints hamper project implementation.</p>
<p>Issue QPR2-3:</p> <p>JVS on Polder 35/1 and Land Valuation in Package 01 Appears Stalled</p> <p>Flagged RED</p>	<p>BWDB may request the DC to give priority to completing (i) the compensation rates for non-titled PAPs and thus enable updating of the RAP, payment calculations and issuance of checks by the PD, and (ii) the JVS of Polder 35/1.</p>	<p>RESOLVED.</p> <p>JVS for remaining section of polder 35/1 completed in September 2016.</p>	
<p>Issue QPR2-4:</p> <p>There may not be a consistently systematic approach to document processing and control</p>	<p>Each survey or technical report needs submission through a formal process. Copy should be provided to IPOE and the M&E Consultant. A table of reports and review status should be provided by the DDCS&PMS Consultants at the end of every quarter.</p>	<p>ESSENTIALLY RESOLVED.</p> <p>Improvement is noted as technical reports are generally being submitted to PMU and M&E Consultant. A table of reports is being provided by DDCS&PMSC.</p>	<p>DDCS&PMSC will consistently follow the recommendation.</p>
<p>Issue QPR2-5:</p> <p>Measure of physical progress needs to be developed</p>	<p>Currently, the S-curve presented in the DDCS&PMSC reports shows cumulative physical progress (actual versus planned) only in financial terms. De facto, this will always show physical progress ahead of financial disbursement and will not provide any alert as to potential cost overrun.</p> <p>A weighting of physical progress is required, building up from the BOQ elements and not directly related to the cost of these items. The DDCS&PMS Consultants to propose an approach and meet with PMU and M&E Consultants to discuss and finalize.</p>	<p>RESOLVED.</p> <p>DDCS&PMS Consultant has prepared and adopted a percent progress formula for embankment works that is based on physical works.</p>	<p>DDCS&PMSC to propose methodology and organize a meeting with PMU, IPOE and M&E to finalize the weighting of physical elements of the works.</p>
<p>Issue QPR2-6:</p> <p>Environmental Concerns may need attention – mitigation for fish migration</p>	<p>DDCS&PMSC to study the question and inform their plans for satisfying the requirement for free passage of migrating fishes from three perspectives – 1) physical design; 2) construction work methods; 3) hydraulic structure operation guidelines. In addition, the question must be answered as to who (what agency) will practically ensure (and how) that fish spawning needs are looked after in the operational planning and decision-making with respect to water</p>	<p>PARTIALLY RESOLVED.</p> <p>M&E Consultants met with the Fisheries Expert of DDCS&PMSC to elaborate the concern and provide guidance.</p>	<p>DDCS&PMSC to explain options and make their recommendations to PMU.</p>

Issues	Recommendation in brief	Status	Follow-up Actions
	control structure operation.		
Issue QPR2-7: Periodic Environmental Reports Required	DDCS&PMS Consultants to prepare Environmental Compliance Monitoring Reports and quarterly, semi-annual and annual environmental reports. PMU to provide guidance on the content and format of these reports.	RESOLVED. PMU, M&E Consultants and World Bank have provided some guidance on the content of various environmental reports.	
Issue QPR2-8: Recently Procured Project Vehicles Have Not Been Assigned to the Field	It is observed that none of the 11 project vehicles recently procured by PMU and delivered to the project have been allocated to the field. While currently the vehicles provided by the Contractor for PMU field staff appear to be adequate, the works have barely gotten underway. Procurement of a few more vehicles is planned and it is recommended these vehicles be made available to the implementation staff in the field offices as the field work will soon intensify.	PARTIALLY RESOLVED. PMU in the field has been provided with 2 vehicles by the Contractor for Package 01, so there is sufficient transport available for the time being.	Vehicles purchased in the future may be allocated to the field as packages 2 and 3 will result in more transport demand due to intensified field work.
Issue QPR2-9: Construction Supervision Systems to be Strengthened	Given the transition from Survey and Design Phase to Construction Supervision Phase, Construction Supervision Management Systems need to be put into place (or strengthened), including Quality Assurance System, Contract Supervision and Management, Daily Site Reporting Formats, Safety Manual, Safety training, Registration Formats for all Workers and ID system, Billing Formats and Procedures, Variation Management and Procedures, and training of DDCS& PMSC site supervisors and Contractor's Site Construction Managers, etc.	PARTIALLY RESOLVED. DDCS&PMS Consultants continue to elaborate and improve their systems.	DDCS&PMS Consultants will report on the status of their systems by system element in their monthly and quarterly reports.
Issue QPR2-10: Capacity Building and Independent Advice Needed for PMU/BWDB in FIDIC and Contract/Claims Management Flagged RED	The PMU staff, and BWDB more generally, are not conversant with FIDIC Conditions of Contract, Contract Management and Claims Avoidance/ Management. While Consultants have been hired to serve as Engineer, the Owner needs to understand the roles, authorities and responsibilities of each party in order to effectively manage the Project. Training may be provided and would be of great use given the upcoming award of two additional large construction contracts under CEIP-1. Currently, the PMU has no in-house expertise for advice on contract issues.	PARTIALLY RESOLVED. The World Bank, during its June 2016 mission, signaled its willingness to consider whatever support PMU might need. The WB provided an experience-sharing opportunity in the first week of October 2016 for the PD CEIP-1 with other PDs. Another FIDIC overview was offered by	PD to decide on appropriate option to pursue in consultation with the BWDB, Ministry and then World Bank.

Issues	Recommendation in brief	Status	Follow-up Actions
	With respect to advice on contract issues, the PMU should recruit an independent specialist for this purpose.	the WB in April 2018. The DDCS&PMSC who also has the responsibility to provide project management support to the Client may be tapped for some capacity building on-the-job. The M&E Consultants could provide such expertise, with an amendment to the ToR and resources.	
from QPR1			
Issue QPR1-1: Physical Progress on Works Package W-01 is in danger of being delayed.	i. Contractor to hire equipment until their own equipment is available. ii. Administration of the works would best be managed polder-wise, meaning that a deputy PM or someone in authority should be posted at each polder to permit simultaneous works in four polders.	i. ESSENTIALLY RESOLVED ii. RESOLVED i. The Contractor complied after delay and only after replacement of the PM. Contractor had rented in some equipment in Q3 and taken delivery of substantial equipment since, but still not adequate in view of DDCS&PMS Consultant. Permanent works progress very limited. ii. Complied	DDCS&PMSC should continue to review the adequacy of equipment available at site. The issue of early start-up with rented equipment should be taken up during the Pre-contract meeting for Works Package 2 & 3. To be followed through for the next two works packages.
Issue QPR1-2: Contractor for Works Package W-01 has a limited ability to communicate due to language barrier.	i. Contractor should bring in additional bilingual (Chinese-English) staff or make interpreters available. ii. The Contractor may also bring in a qualified Bengali sub-contractor to assist not only with works, but with communication and cultural understanding.	i. RESOLVED ii. RESOLVED i. Contractor has appointed interpreters to serve on each of the four polders. ii. Contractor has hired a Bangladeshi sub-contractor.	Consider requiring communication as an explicit part of bid requirement for Package 03.
Issue QPR1-3: Procurement of	i. For future packages, the Pre-Qualification criteria should be reviewed and possibly	i. RESOLVED.	Procurement completed for all

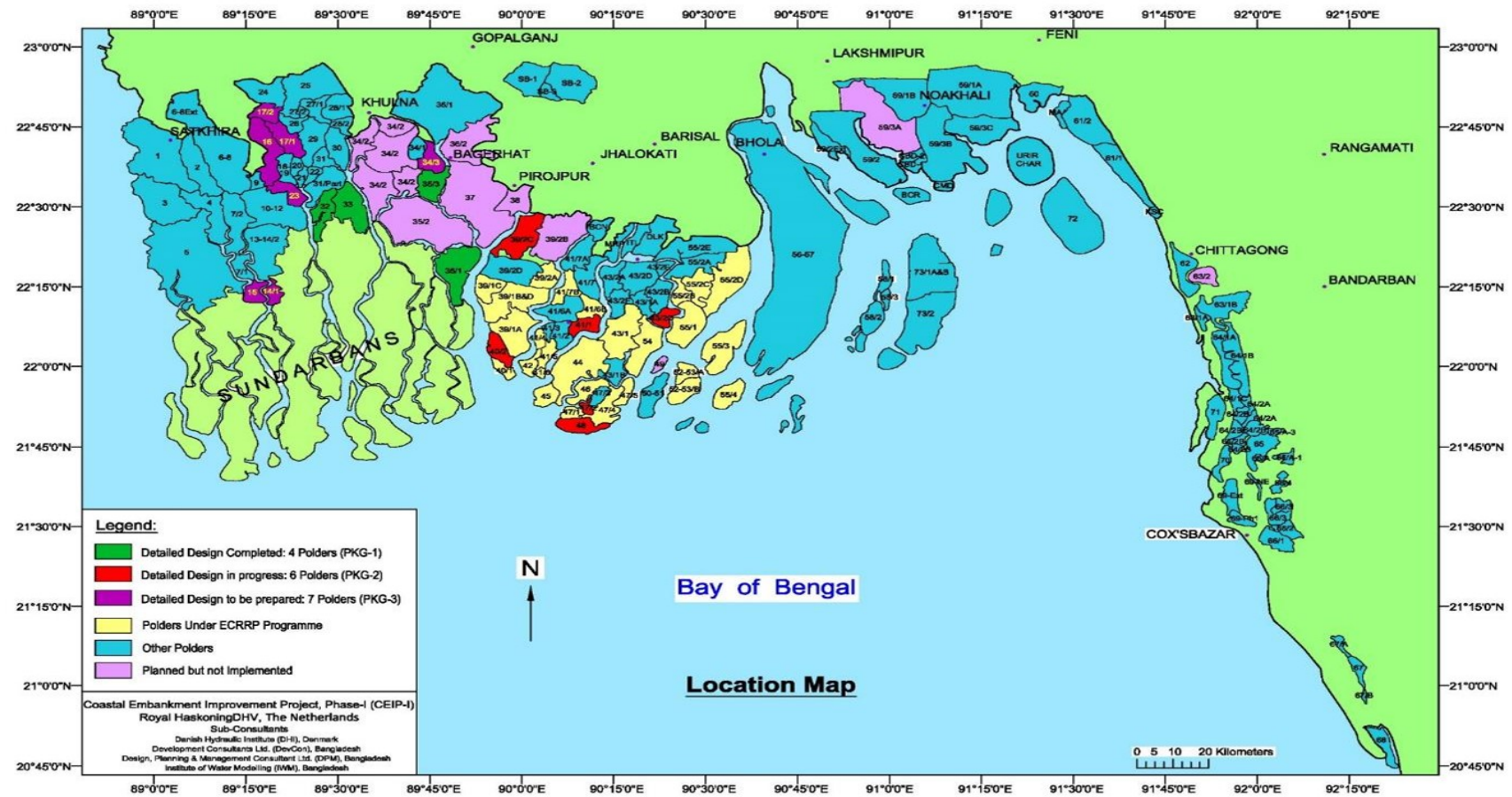
Issues	Recommendation in brief	Status	Follow-up Actions
<p>Works Contractors by ICB has failed to attract broad international interest</p>	<p>adjusted (for example, to better specify the meaning of experience in similar projects to include physical, logistic and complexity aspects relevant to the Bangladesh coastal zone) and past performance references should be checked.</p> <p>ii. Exceptionally low priced bids should be eliminated from consideration.</p> <p>iii. Consider the option of issuing bid packages of 2-3 polders each for the remaining works.</p>	<p>ii. NOT RESOLVED.</p> <p>iii. RESOLVED.</p> <p>i. DDSC&PMSC have agreed to review for Package 3 works.</p> <p>ii. Pending, but may not be possible under procurement rules.</p> <p>iii. Discussed with World Bank and declined.</p>	<p>packages.</p>
<p>Issue QPR1-4:</p> <p>LAP and RAP and the compensation payments must be expedited so that work sites can be handed over to the Contractor</p> <p>Flagged RED</p>	<p>i. Appointment of PAVC members must be completed quickly.</p> <p>ii. PAVC must finalize the compensation rates for various types of losses without delay.</p> <p>iii. Handing over of the sites to the contractor should be done in sections as areas become fully unencumbered.</p> <p>The DDSC&PMSC/RAP Consultants will have to maintain a calendar projecting when certain sections of the embankments will be free of hindrances to allow the Contractor to plan their works.</p>	<p>i. RESOLVED FOR PKG 01 and PKG 02</p> <p>ii. RESOLVED FOR PKG 01 and most of PKG 02</p> <p>iii. PARTIALLY RESOLVED</p> <p>i. PAVC appointed for Package 01 in December 2015 and for Package 02 in 2017.</p> <p>ii. Rates for various assets set by PAVC. Land valuations are finally done for Package 01 and for 4 polders of Pkg 02.</p> <p>iii. M&E Consultant has requested the DDSC&PMSC for a detailed risk assessment approach. Accordingly, they have prepared a section-wise approach to construction planning. The DDSC &PMSC/KMC are to provide LA requirement details for each of the works items separately so as to better assess risks.</p>	<p>PAVC members for Package 02 may be appointed and begin their work without delay.</p> <p>System for tracking unencumbered sections by way of a calendar yet to be developed.</p>
<p>Issue QPR1-5:</p> <p>Recruitment of NGOs and Additional PMU Staff is to be phased</p>	<p>PMU to develop a time-bound plan for procurement/ recruitment of these consultants and services – e.g., IPOE, Afforestation/WMO NGO, Specialists for PMU field offices, FIDIC/Contracts Specialist,</p>	<p>RESOLVED</p> <p>Recruitment and procurement process is taking much time.</p>	

Issues	Recommendation in brief	Status	Follow-up Actions
<p>in during the next two quarters</p> <p>Flagged-RED</p>	<p>etc.</p>	<p>13 of 14 individual consultants have been recruited. Deputy PD position vacant.</p> <p>Recruitment of NGOs WMO still underway. Contract for Long-Term Monitoring signed and consultant mobilized in November 2018.</p>	
<p>Issue QPR1-6:</p> <p>The M&E Consultants will be required to expend additional resources given the need for multiple baselines and large sample required</p>	<p>The M&E Consultants to prepare a detailed justification for the additional resources required and submit to BWDB and World Bank for approval.</p>	<p>NOT RESOLVED</p> <p>A preliminary draft justification has been shared with PMU, followed by a proposal which was incorporated into the draft rDPP.</p>	<p>M&E Consultants to discuss the requirements with PMU.</p>
<p>Issue QPR1-7:</p> <p>Reporting Formats of implementing partners do not consistently provide needed information</p>	<p>M&E Consultant will continue to work with the other consultants to develop a clear format for the reporting of all project inputs, processes and outputs.</p>	<p>PARTIALLY RESOLVED</p> <p>Being done continually.</p> <p>This issue has been repeated in QPR2 with some elaboration.</p> <p>DACS&PMSC have substantially improved their monthly progress report starting August 2016.</p>	<p>Follow-up to be continued.</p> <p>DACS&PMSC are responsive to the advice and proposals regarding reporting requirements.</p>

ANNEXES

- Annex 1 : Map of the Project Area
- Annex 2 : Basic Characteristics of the Project Area
- Annex 3 : Overview of PMU Staff
- Annex 4 : Budget and Disbursements
- Annex 5 : Procurement Status and Plans
- Annex 6 : GAAP Report
- Annex 7 : Key Performance Indicators and Targets as per PAD/DPP

Annex 1 Map of the Project Area



Annex 2: Basic Characteristics of the Project Polders as per PAD

Sl No.	Polder No./ Polder Name	Location Thana	District	Gross Protected Area (HA)	Cultivable area (Ha)	Existing Project Feature				Av. Existing level of Embankment (m PWD)	Polder Population
						Embkt. (km)	Regulator (No)	Flushing Inlet (No)	Drainage Channel (km)		
1	14/1	Koyara	Khulna	2,933	2,350	30.50	4	-	30	3.75	20,578
2	15	Symnagor	Satkira	3,441	2,925	30.78	5	-	40	4.00	31,788
3	16	Paikgacha, Tala, Dumuria	Satkira, Khulna	10,445	8,102	45.00	12	31	21	3.00	118,616
4	17/1	Dumuria	Khulna	5,020	4,000	38.50	11	0	43	3.50	23,919
5	17/2	Dumuria	Khulna	3,400	2,700	11.00	6	0	21	3.50	34,070
6	23	Paikgacha	Khulna	5,910	4,872	37.00	11	39	36	3.30	23,888
7	32	Dacope	Khulna	8,097	6,500	49.50	16	35	45	3.75	38,397
8	33	Dacope	Khulna	8,600	7,600	52.50	13	19	100	3.80	62,305
9	34/3	Bagerhat	Bagerhat	3,656	2,930	16.75	3	6	35	2.80	65,399
10	35/1	Sharankhola, Morelgonj	Bagerhat	13,058	10,700	62.50	14	25	56	4.35	99,182
11	35/3	Bagerhat Sadar, Rampal	Bagerhat	6,790	5,090	40.05	4	11	75	2.70	31,075
12	39/2C	Matbaria, Bhandaria	Pirojpur	10,748	8,500	59.25	-	4	57	2.50	84,853
13	40/2	Pathargatha	Barguna	4,453	3,300	35.58	12	21	50	4.30	41,317
14	41/1	Barguna Sadar	Barguna	4,048	3,440	33.81	6	28	84	4.00	41,051
15	43/2C	Galachipa	Patuakhali	2,753	2,000	25.70	6	16	24	4.00	14,851
16	47/2	Kalapara	Patuakhali	2,065	1,850	17.55	3	6	30	4.25	5,411
17	48	Kalapara	Patuakhali	5,400	3,715	37.88	8	3	45	5.30	26,260
				100,817	80,574	624	134	244	792		762,960

Source: Project Appraisal Document 2013

Annex 3: Overview of PMU Staff

PMU Office Mobilization & Contact Numbers

PABX-9899320, 9899373

Fax: +88-02-9899325

PMU Staff

SI	Designation	Name of Persons	Mobile Number	First Mobilization Date	Status
1	Project Director	Mr. Md. Habibur Rahman	01745-650854	29 Jan 18	
	Project Director	Mr. Md. Delwar Hossain	01745-650854	09 Feb 16	Transferred
	Project Director (former)	Mr. Md. Sarafat Hossain Khan	01715-038519	Nov 2013	Promoted
2	Deputy Project Director	Vacant			Vacant
3	Project Manager/Executive Engineer	Md. Kohinoor Alam	01725-317790		
	Project Manager/Executive Engineer	Mr. Musa Nurur Rahman	01715-740505		Transferred; vacant
	Executive Engineer	Mohammad Ali	+88-029899373		
4	Project Manager/Executive Engineer	Mr. Jakaria Pervez	0171-2660025		
	Project Manager/Executive Engineer	Mr. Md. Nazibur Rahman	01711-134034		Transferred; vacant
	Executive Engineer	Mohammad Samiul Hoque	0172-6233262		
5	Project Manager/Executive Engineer Khulna	Mr. Md. Abdul Hannan	01712-101250		
	Project Manager/Executive Engineer Bagerhat	Mr. Mashiur Rahman		Apr-Jun 2017	
	Deputy Director (Accounts)	A.M.M Farid Uddin Chowdhury	01711-370421		
8	Additional Director (Account)	Mr. Md. Kabir Ahmed	01712-062333		
	Deputy Director (Audit)	Vacant			Vacant
	Sub Divisional Engineer (former)	Mr. Md. Safiqul Islam Sheikh	01734-601836		Promoted & Transferred
9	Sub Divisional Engineer (former)	Mr. Md. Rezaul Karim	01868-555198		Promoted & Transferred
	Sub Divisional Engineer	Mr. Md. Abdullah Al Mamun	01727-002788 01715-145975		Promoted & Transferred
	Assistant Engineer	Md. Salauddin	+88-029899373		
10	Assistant Engineer	Mr. Md. Samiul Hoque	0172-6233262	01 Feb 16	
	Assistant Engineer	Mr. Md. Mustafizur Rahman	0171-5418687	10 Nov 16	
11	Sub Assistant Engineer	Md. Moyez Uddin			
	Sub Assistant Engineer (former)	Mr. Biplob Kumar Gun	01715-007621		Promoted & Transferred
12	Sub Assistant Engineer	Mr. Md. Kabirul Islam	01711-943281	16 Feb 14	
13	Accountant	Mr. Md. Badarudduza	0174-9044491	24 Mar 14	
14	Cashier	Mr. Md. Kajal Hawlader	0181-6223451	27 Aug 15	
	Secretary	Ayesha Salam	01816-365597		Resigned July 2016

Coastal Embankment Improvement Project, Phase I (CEIP-I)

SI	Designation	Name of Persons	Mobile Number	First Mobilization Date	Status
15	Account Assistant	Mr. Swapan Kumar Sarker	–		
16	Office Assistant Cum Computer	Md Bellal Hossain	+88-029899373		
17	Office Assistant Cum Computer	Md. Jakaria Islam	–		
18	Driver	Md. Rashedul Islam Rashed	–		
19	Driver	Anup sewli	–		
20	Driver	Md. Sumon	–		
21	M.L.S.S	Md. Mohiuddin	–		
22	M.L.S.S	Shimul Islam	–		
23	M.L.S.S	Md. Azad Ali	–		
24	M.L.S.S	Md. Alhaj Sheikh	–		
Certain vacancies to be filled once the work commences in Package 02 including the following for each Bagerhat and Barguna: Sub-Divisional Engineer, Assistant Engineer, Assistant Director, Deputy Assistant Engineer, Office Assistant cum Computer Operator and support staff.					
Individual Consultants to PMU					
1	IPoE	Dr. Ainun Nishat	04478-444093 01819-228245	23 Mar 15	Completed contract Dec 2017
2	Procurement Specialist	Mr. A.K.M Bodruddoza	01718-666946	21 Nov 13	First contract expired 30 Oct 16, extension issued
3	Procurement Panel Chairman (International 1)	Mr. Narayan Sharma		25 Nov 13	Completed contract
4	Procurement Panel Expert (International 2)	Mr. I.A Khan Daniel Thirion		01 Apr 15 13 Apr 13	Completed contract
5	Procurement Panel Expert (National)	Mr. Aminul Haque	01966-464646	25 Nov 13	Completed contract
6	Sr. Revenue Specialist	Mr. M. A. Saleque	01199-001112	12 Aug 14	First contract expired 22 Dec 16; extended to 22 Sep 19
7	Sr. Social Specialist	Mr. Mustafizur Rahman		07 Aug 17	
	Sr. Social Specialist	Mr. Hasanur Rahman	01712-780176	02 Oct 14	Resigned 03 Jan 17
8	Financial Management Spec.	Mr. Michael Gomes		24 Apr 17	
	Financial Management Spec. (former)	Mr. Nasser Ahmed	01924-274567	02 Mar 15	Resigned 29 Feb 16
9	Sr. Environmental Specialist	Dr. Ashadul Alam	01747-215770	13 Apr 15	Did not renew contract that expired July 2018.
10	Sr. Forestry Specialist	Mr. Md. Akbar Hossain	01711-543475	Jul 17	

Coastal Embankment Improvement Project, Phase I (CEIP-I)

SI	Designation	Name of Persons	Mobile Number	First Mobilization Date	Status
11	IPoE Social Expert	Dr. Hafiza Khatun	0177-7817001	Jul 2017	
12	IPoE Panelists (3)	Vacant			Deferred indefinitely
13	Communication Officer	Kamal Najmus Salehin		Jul 2018	

Annex 4 Project Input: Budget and Disbursements

											1 US\$= 79 BDT	
Annex 4.1: Financial Progress (Expenditures) – Capital Component of 4th Quarter of the FY(2018-2019) [Apr-Jun 2019]											All BDT in Lakh Taka ("00,000")	
Major items of action	Total Project		Planned for the current FY	Progress							Achieved (%) against	
				Cumulative up to Last FY	Q-1	Q-2	Q-3	Q-4	Current FY	Cumulative up to this Qtr.	Year's Plan	Project Target
	BDT	US\$	BDT	BDT	BDT	BDT	BDT	BDT	BDT	BDT	%	%
Acquisition of Assets												
Equipment and goods under Comp. B, C, D (6800)	1,545.30	1,956,076	3.00	716.69		0.25	0.26	0.18	0.69	717.38	23.00%	46.42%
Afforestation	3,280.00	4,151,899	250.00	-	5.00	15.00	-	230.00	250.00	250.00	100.00%	7.62%
Acquisition/Purchase of Land												
Acquisition of Land (544.16 ha)	45,394.95	57,461,962	12,700.00	8,852.40		322.92	10,223.51	2,153.57	12,700.00	21,552.40	100.00%	47.48%
Works Contract Packages 1 to 3												
Construction & Reconstructions of Drainage Structures (7041)	29,602.93	37,472,063	4,000.00	2,800.00		-	737.24	3,262.76	4,000.00	6,800.00	100.00%	22.97%
Others (7081)	173,904.23	220,131,937	41,047.00	44,465.04		2,801.84	6,970.56	27,477.57	37,249.97	81,715.01	90.75%	46.99%
CD & SD	2,815.00	3,563,291	-	-		-	-	-	-	-	-	-
Sub-total Capital Component	256,542.41	324,737,228	58,000.00	56,834.13	5.00	3,140.01	17,931.57	33,124.08	54,200.66	111,034.79	93.45%	43.28%

Source: IMED-05 report June, 2019 of CEIP-1

Coastal Embankment Improvement Project, Phase I (CEIP-I)

Annex 4.2 Financial Progress (Expenditures) – Revenue Component of 4th Quarter of the FY(2018-2019) [Apr-Jun 2019]											1 US\$= 79 BDT	
											All BDT in Lakh Taka ("00,000)	
Major items of action	Total Project		Planned for the current FY	Progress / Achievement							Achieved (%) against	
				Cumulative up to Last FY	Q-1	Q-2	Q-3	Q-4	Current FY	Cumulative up to this Qtr	Year's Plan	Project Target
	BDT	US\$	BDT	BDT	BDT	BDT	BDT	BDT	BDT	BDT	%	%
1. Implementation of SAP and EMP												
1.a Resettlement / Compensation Payments other than Land Acquisition	12,700.00	16,075,949	1500.00	7,503.81		-	319.30	1,146.59	1,465.89	8,969.70	97.73%	70.63%
1.b Consultancy service to Implement (a) Social afforestation;(b) social action plan (incl. setting up WMOs)	1,987.21	2,515,456	250.00	-		-	-	231.54	231.54	231.54	92.62%	11.65%
2. Construction Supervision, M&E, Delta Monitoring												
2.a Consultancy Services for Construction Supervision & Detailed Engineering Design of remaining 12 Polder under CEIP, Phase-1	14,092.29	17,838,342	1700.00	8,438.85		299.01	450.85	852.71	1,602.57	10,041.42	94.27%	71.25%
2.b Third Party Monitoring & Evaluation (M&E) of overall project implementation, RAP & EMP	2,699.51	3,417,101	300.00	1,462.68		67.31	57.52	173.90	298.73	1,761.41	99.58%	65.25%
2.c Consultancy Service for Long term monitoring, research of Bangladesh Coastal Zone	11,860.60	15,013,418	2664.00	-		1,157.36	51.40	1,182.96	2,391.72	2,391.72	89.78%	20.17%
3. Project Management, TA, Training, Strategic Studies												
3.a Project management support and audits	9,600.21	12,152,165	380.00	2,048.42	50.90	88.32	87.42	146.57	373.21	2,421.63	98.21%	25.22%
3.b Consultancy Services for Institutional Capacity building, technical assistance and training to BWDB personnel	745.45	943,608	-	-		-	-	-	-	-	-	-
3.c Consultancy Services for Feasibility studies and preparation of design for the following Phases of CEIP	4,323.64	5,472,962	-	-		-	-	-	-	-	-	-
4. Overseas Training	745.45	943,608	200.00	302.38		-	-	-	0	302.38	0.00%	40.56%
5. Honorarium/ Fees/ Remuneration	30.00	37,975	6.00	8.32		3.04	1.58	0.99	5.61	13.93	93.50%	46.43%
Sub-total Revenue Component	58,784.36	74,410,584	7,000.00	19,764.46	50.90	1,615.04	968.07	3,735.26	6,369.27	26,133.73	90.99%	44.46%
Source: IMED-05 report June, 2019 of CEIP-1												

Annex 5 Project Input Procurement Status and Plans

Annex 5.1 Project Input Procurement Status and Plans – Services

There are 25 procurement items of service categories. Among them, 6 consulting services would be contracted through firms and 19 consulting services would be recruited through individual consultant. “Procurement progress tracking” is discussed below separately: - firms and Individual Consultant (IC).

Consulting Service through Firm: Out of 6, three (3) were contracted out and work is going on. **Package number CEIP-1/A2 & B1/S01 has been split into five sub-packages, those have been entered into 5 separate contracts during the reporting quarter and work is going on.** The procurement for the Package number CEIP-1/D3/S23 has been initiated. Package number CEIP-1/D2/S22 would not be required. Detail procurement process statistics are shown in the Tables 5.1a.

Recruitment of Individual Consultant (IC): 19 Individual Consultants are planned to be recruited. Out of them, 14 have been recruited. Recruitment of 2 Individual Consultants (Package CEIP-1/D1/S24 & CEIP-1/D1/S25) under CEIP-1 has been dropped. Recruiting of remaining 3 (three) ICs (IPOEs) was initiated, but it has been deferred considering that the IPOEs would not be required as this stage of the project. Detailed procurement process statistics are shown in Table 5.1b.

Note: Amounts shown below in USD converted as follows: 1 USD = 79 BDT and 1 Euro = 94.34 BDT.

Coastal Embankment Improvement Project, Phase I (CEIP-I)

Table 5.1a: Procurement Process Tracking Report Consulting Services (Firms) as on 30 June 2019

SI	1	2	3	4	5	6					
Description of Services	³ Consultancy service to Implement (a) social afforestation and (b) social action plan (incl. setting up WMOs)	Consultancy Services for a) Construction Supervision & Detailed Engineering Design for remaining Polders, b) Preparation of EIA of remaining Polders and c) RAP	Third Party Monitoring & Evaluation (M&E) of overall project implementation, RAP, EIA and EMP	Consultancy Services for Long Term a Monitoring, Research and Analysis of Bangladesh Coastal Zone.	Consultancy Services for Institutional Capacity building, technical assistance and training to BWDB personnel	Consultancy Services for Feasibility studies and preparation of design for the following Phases of CEIP					
Package No	CEIP-1/A2 & B1/S01	CEIP-1/ B2,B3 & C1/S02	CEIP-1/ C2/S03	CEIP-1/ C3/S04	CEIP-1/ D2/S22	CEIP-1/ D3/S23					
Reference #		CEIP-1-6-SBC-CF-CEIP-1/ B2,B3 & C1/S02	CEIP-1-7-SBC-CF-CEIP-1/ C2/S03	CEIP-1-42--CF-CEIP-1/ C3/S04	CEIP-1-40-SBC-CF-CEIP-1/D2/S22	CEIP-1-41-SBC-CF-CEIP-1/D3/S23					
Location / District		Dhaka	Dhaka	Dhaka	Dhaka	Dhaka					
P.P. - Executing Agency:		2014-1-BWDB-BWDB	2014-1-BWDB-BWDB	2014-1-BWDB-BWDB	2014-1-BWDB-BWDB	2014-1-BWDB-BWDB					
Method:		QBS	QBS		QBS	QBS					
Estimated / Actual		Estimated	Actual	Estimated	Actual	Estimated	Actual				
Amount in US\$	2,515,456	17,290,228	17,319,577 ⁴	3,302,646	3,447,175 ⁵	8,602,564	909,000	5,273,000			
Preparation of ToR	09-Jun-14		ToR was finalized		ToR was finalized	01-Jan-15	1-Aug-17	Not yet started	1-Aug-17	Not yet started	
NOL on ToR	21-Sep-14						20-Aug-17		20-Aug-17		
Advertisement of EoI	30-Sep-14		19-Jul-13		19-Jul-13	05-May-15	24-Aug-17	NA	24-Aug-17	NA	
Receipt of REoI	13-Nov-14		22-Aug-13		22-Aug-13	22-Jun-15	25-Sep-17	NA	25-Sep-17	NA	
Evaluation of REoI	Fresh procurement to be done ⁱ		Evaluation done		Evaluation done	Evaluation done		NA		NA	
SL submitted to WB											
Shortlist gets WB NOL						18-Nov-15					
Preparation of RFP and Short List	14-Oct-14	20-Jan-14	15-Dec-13	06-Jan-14	15-Dec-13	30-Oct-14	30-Nov-17		30-Nov-17		
No Objection to RFP and Short List	14-Oct-14	03-Feb-14	28-Jan-14	03-Feb-14	20-Feb-14	20-Nov-14	14-Dec-17		14-Dec-17		
Issuance of RFP	14-Oct-14	27-Feb-14	19-Feb-14	27-Feb-14	26-Feb-14	30-Nov-14	19-Nov-15	18-Dec-17	NA	18-Dec-17	NA

³ This Package (CEIP-1/A2 & B1/S01) has been divided in 5 Sub-Packages and Procurement Method has been changed from QCBS to CQS (Selection Based of Consultant's Qualification)

⁴ Original Contract Value of S02 is Euro 4,811,349 and BDT (864,343,933 + 50,000,000 = 914,343,933)

⁵ Original Contract Value of S03 is USD 1,397,297 and BDT (91,646,650 + 60,293,728 + 10,000,000 = 161,940,378)

Coastal Embankment Improvement Project, Phase I (CEIP-I)

SI	1		2		3		4		5		6	
Description of Services	³ Consultancy service to Implement (a) social afforestation and (b) social action plan (incl. setting up WMOs)		Consultancy Services for a) Construction Supervision & Detailed Engineering Design for remaining Polders, b) Preparation of EIA of remaining Polders and c) RAP		Third Party Monitoring & Evaluation (M&E) of overall project implementation, RAP, EIA and EMP		Consultancy Services for Long Term a Monitoring, Research and Analysis of Bangladesh Coastal Zone.		Consultancy Services for Institutional Capacity building, technical assistance and training to BWDB personnel		Consultancy Services for Feasibility studies and preparation of design for the following Phases of CEIP	
Deadline for proposals & Bid Opening	20-Oct-14		17-Apr-14	17-Apr-14	12-May-14	08-May-14	29-Jan-15	28-Dec-15	29-Jan-18		29-Jan-18	
Technical Evaluation	24-Nov-14		19-May-14	Evaluation done	30-Jun-14	Evaluation done	31-Mar-15	31-Dec-15	26-Feb-18	NA	26-Feb-18	NA
Technical Evaluation Report submitted to WB						Dec 2014			26-Feb-18		26-Feb-18	
No Objection to Technical Evaluation	08-Dec-14		09-Jun-14		21-Jul-14	Jan 2015	30-Apr-15	03-Mar-16	12-Mar-18		12-Mar-18	
Financial proposal opening						05-Apr-15		17-Apr-16	25-Mar-18		25-Mar-18	
Financial evaluation and combined Tech/Fin evaluation report completed									09-Apr 18		09-Apr 18	
Combined Evaluation Report submitted to WB									10- Apl-18		10- Apl-18	
WB gives NOL on combined evaluation									24- Apl- 18		24- Apl- 18	
Final Evaluation and Negotiation	19-Jan-15		07-Jul-14		25-Aug-14		28-May-15		30-Apr-18		30-Apr-18	
Negotiation				21-Aug-14		09-Apr-15		29-Jan-18	7-May-18		7-May-18	
Negotiated draft contract sent to WB				31-Aug-14		19-Apr-15		29-Jan-18	8-May-18		8-May-18	
WB gives NOL on draft contract	02-Feb-15		28-Jul-14	30-Sep-14	15-Sep-14	28-Apr-15	22-Jun-15	25-May-18	20-May-18		20-May-18	
GOB Purchasing Committee (CCGP) approval						27-Aug-15		12-Sep-18	10-Jun-18		20-Jun-18	
Contract Signature Date	09-Mar-15		18-Aug-14	30-Dec-14	27-Oct-14	01-Oct-15	08-Sep-15	04-10-18	20-Jun-18		30-Jun-18	

Coastal Embankment Improvement Project, Phase I (CEIP-I)

SI	1	2	3	4	5	6
Description of Services	³ Consultancy service to Implement (a) social afforestation and (b) social action plan (incl. setting up WMOs)	Consultancy Services for a) Construction Supervision & Detailed Engineering Design for remaining Polders, b) Preparation of EIA of remaining Polders and c) RAP	Third Party Monitoring & Evaluation (M&E) of overall project implementation, RAP, EIA and EMP	Consultancy Services for Long Term a Monitoring, Research and Analysis of Bangladesh Coastal Zone.	Consultancy Services for Institutional Capacity building, technical assistance and training to BWDB personnel	Consultancy Services for Feasibility studies and preparation of design for the following Phases of CEIP
Total days of Process (Bid Opening to Contract Signing Date)	140	123 257	168 511	222	152	162
Commencement of Services				01-Nov-15		
End of Contract (Completed)	07-Mar-21	30-Jun-20	30-Jun-20 31 Oct 20	30-May-20 30-Jun-20	30-Jun-18	30-Jun-20
Remarks	This Package has been divided in 5 Sub-Packages and Procurement Method has been changed from QCBS to CQS (Selection Based of Consultant's Qualification). Details are shown separately in next section "The Package (CEIP-1/A2 & B1/S01) has been divided into 5 Sub-Packages".	Negotiation meeting with 1st ranked Consulting Firm was concluded and minutes were signed on 21 Aug 2015. Draft contract and Financial Evaluation Report was sent to WB on 31 August. NoL received on 30 Sept and Contract was signed on 30 Dec, 2014. Consultants mobilized on 21-Jan-2015. The Consultant is on board and carrying out its assignment.	Negotiation meeting with 1st ranked Consulting Firm was concluded on 09 April, 2015. Draft contract and Financial Evaluation Report was sent to WB on 19 April 2015. NoL received on 28 April and Purchase Proposal was approved by CCGP on 27 August 2015. Contract was signed on 01 Oct, 2015. Consultants mobilized on 01 Nov 2015. The Consultant is on board and carrying out its assignment.	Tax obligation of the Consultant as per RFP, delayed the procurement process that was solved in the meeting held on September 30, 2017. Government of Bangladesh approved the Contract on recommendation of CCGP in its meeting of 12 September 2018. Contract signed on 04 October 2018. The Consultant is on board and carrying out its assignment.	The provision of this Package is planned to use for training purposes of BWDB officer in different renowned Training Institutes in home and abroad . The BWDB has concluded that this service would not be required.	It is intended to get this service done through the Consultant of Contract No.CEIP-1/C3/S4 (Long Term Monitoring). In the inception meeting possibility will be explored. Draft Final ToR was sent to World Bank on April 14, 2019 for its review and concurrence.

Coastal Embankment Improvement Project, Phase I (CEIP-I)

The Package (CEIP-1/A2 & B1/S01) has been divided into 5 Sub-Packages those are as Follows:

SI	1a		1b		1c		1d		1e	
Description of Services	Consultancy service to Implement (a) Social action plan (incl. setting up WMOs) (b) Social afforestation and c) Integrated Pest Management Plan		Consultancy service to Implement (a) Social action plan (incl. setting up WMOs) (b) Social afforestation and c) Integrated Pest Management Plan		Consultancy service to Implement (a) Social action plan (incl. setting up WMOs) (b) Social afforestation and c) Integrated Pest Management Plan		Consultancy service to Implement (a) Social action plan (incl. setting up WMOs) (b) Social afforestation and c) Integrated Pest Management Plan		Consultancy service to Implement (a) Social action plan (incl. setting up WMOs) (b) Social afforestation and c) Integrated Pest Management Plan	
Package No	CEIP-1/A2 & B1/S1-A		CEIP-1/ B2,B3 & C1/S1-B		CEIP-1/ C2/S1-C		CEIP-1/ C3/S1-D		CEIP-1/ D2/S1-E	
Reference #	CEIP-1/A2 & B1/S1-A		CEIP-1/ B2,B3 & C1/S1-B		CEIP-1/ C2/S1-C		CEIP-1/ C3/S1-D		CEIP-1/ D2/S1-E	
Location / District	Khulna		Bagerhat		Pirojpur		Barguna		Patuakhali	
P.P. - Executing Agency:	2014-1-BWDB-BWDB		2014-1-BWDB-BWDB		2014-1-BWDB-BWDB		2014-1-BWDB-BWDB		2014-1-BWDB-BWDB	
Method:	CQS (Consultant Qualifications Selection)		CQS (Consultant Qualifications Selection)		CQS (Consultant Qualifications Selection)		CQS (Consultant Qualifications Selection)		CQS (Consultant Qualifications Selection)	
Estimated / Actual	Estimated	Actual	Estimated	Actual	Estimated	Actual	Estimated	Actual	Estimated	Actual
Amount in US\$	531,232		619,489		459,287		457,830		398,992	
Preparation of ToR	21-Aug-17	21-Aug-17	21-Aug-17	21-Aug-17	21-Aug-17	21-Aug-17	21-Aug-17	21-Aug-17	21-Aug-17	21-Aug-17
NOL on ToR & REoI	24-Aug-17	24-Aug-17	24-Aug-17	24-Aug-17	24-Aug-17	24-Aug-17	24-Aug-17	24-Aug-17	24-Aug-17	24-Aug-17
Approval on TOR and REOI	30-Aug-17	24-Sep-17	30-Aug-17	24-Sep-17	30-Aug-17	24-Sep-17	30-Aug-17	24-Sep-17	30-Aug-17	24-Sep-17
List of NGO from DC	14-Sep-17	02-Nov-17	14-Sep-17	12-Nov-17	14-Sep-17	04-Dec-17	14-Sep-17	01-Nov-17	14-Sep-17	03-Jan-18
Receipt of REoI	01-Oct-17	22-Nov-17	01-Oct-17	27-Dec-17	01-Oct-17	27-Dec-17	01-Oct-17	22-Oct-17	01-Oct-17	
Evaluation of EOI and Approval	31-Oct-17	Completed	31-Oct-17	Completed	31-Oct-17	Completed	31-Oct-17	18-Dec-18	31-Oct-17	18-Dec-18
Receive of Combined Proposal from 1 st ranked NGO	07-Nov-17	RFP was issued and last date of proposal submission is 16-Aug-18.	07-Nov-17	RFP was issued and last date of proposal submission is 16-Aug-18	07-Nov-17	RFP was issued and last date of proposal submission is 16-Aug-18 See remarks	07-Nov-17	16 Aug 18	07-Nov-17	16 Aug 18
Negotiation	28-Nov-17	29-Oct-18 11-Nov-18	28-Nov-17	25-Oct-18	28-Nov-17	19-Nov-18	28-Nov-17		28-Nov-17	
Notification of Intention of Award										
Contract Signature Date		24-Feb-19		24-Feb-19		24-Feb-19		2 May 2019		2 May 2019

Coastal Embankment Improvement Project, Phase I (CEIP-I)

SI	1a	1b	1c	1d	1e
Description of Services	Consultancy service to Implement (a) Social action plan (incl. setting up WMOs) (b) Social afforestation and c) Integrated Pest Management Plan	Consultancy service to Implement (a) Social action plan (incl. setting up WMOs) (b) Social afforestation and c) Integrated Pest Management Plan	Consultancy service to Implement (a) Social action plan (incl. setting up WMOs) (b) Social afforestation and c) Integrated Pest Management Plan	Consultancy service to Implement (a) Social action plan (incl. setting up WMOs) (b) Social afforestation and c) Integrated Pest Management Plan	Consultancy service to Implement (a) Social action plan (incl. setting up WMOs) (b) Social afforestation and c) Integrated Pest Management Plan
Total days of Process (Bid Opening to Contract Signing Date)	192 days	192 days	192 days	259 days	259 days
Commencement of Services	18 Mar 19	18 Mar 19	18 Mar 19		
End of Contract (Completed)					
Remarks	<p>1st Negotiation Meeting was held on 29 October 2018. 2nd one was held on 18 November 2018. Negotiation was successful. Purchase Proposal was sent to Ministry on 27 December 2018 for approval</p> <p style="color: red;">Contract signed on February 24, 2019. The Consultant has commenced the services from March 18, 2019.</p>	<p>1st Negotiation Meeting was held on 29 October 2018. 2nd was held on 18 November 2018. Negotiation was successful. Purchase Proposal was sent to Ministry on 27 December 2018 for approval</p> <p style="color: red;">Contract signed on February 24, 2019. The Consultant has commenced the services from March 18, 2019.</p>	<p>RFP was issued to the 1st ranked NGO. The last date of submission of proposal was 16-Aug-18.</p> <p>The 1st rank NGO didn't submit the Proposals. So, 2nd rank NGO was issued with the RFP on 25-09-18 with deadline for submission up to 21-10-18. The 2nd rank NGO submitted Proposals. Technical Proposal was evaluated and the TER was sent to Board on 31-10-2018 for approval.</p> <p>TER approved by DG, BWDB and subsequently negotiation was carried out by TEC with the 2nd rank NGO on 18-12-2018. Negotiation was successful. Financial Report and Draft Contract have been submitted to Board on 27 December 2018.</p> <p style="color: red;">Contract signed on February 24, 2019. The Consultant has commenced the services from March 18, 2019.</p>	<p>Only 2 (two) Eols were received. As per World Bank's Guidelines for Procurement of Consultants, PEC recommended for cancellation of the existing process and to go for fresh invitation of REol after obtaining additional list of effectual NGOs from DC, Barguna. The NGOs that had submitted Eols would be eligible for submission of fresh REol.</p> <p>Additional list of NGO was received from DC, Borguna. REols were issued to the listed NGOs on 23-10-2018 with deadline for submission of Eol is up to 15 November 2018. Within the deadline 4 (four) Eols were received. Eols were evaluated by the PEC on 18 December 2018. Evaluation Report along with the Draft RFP has been submitted to Board on 27 December 2018 for approval.</p> <p style="color: red;">Draft Contract signed on 08 April, 2019.</p>	<p>List of effective NGO received from DC Patuakhali but it contains only one (1) NGO. The DC Patuakhali was requested on 07 February 2018, to furnish required numbers of effective NGOs, but yet to be received.</p> <p>List of effectual NGOs was received from DC, Patuakhali.</p> <p>REol was issued to the listed NGOs on 16-10-2018 with deadline for submission of Eol up to 08 November 2018. 4 (four) Nos. Eol were received within the deadline. Eols were evaluated by the PEC on 18 December 2018. Evaluation Report along with the Draft RFP has been submitted to Board on 27 December 2018 for approval.</p> <p style="color: red;">Draft Contract signed on 08 April, 2019.</p>

Coastal Embankment Improvement Project, Phase I (CEIP-I)

Table 5.1b: Procurement Process Tracking Report Consulting Services (Individual Consultants) as on 30 May 2019.

SI No	1		2			3		4		5		
Description of Services	International Procurement Expert (Panel)		International Technical Expert (Panel)			Procurement Expert (National) for Panel		Individual Consultant as Procurement Specialist PMU (Nat'l)		Individual Consultant as Financial Management Specialist (National)		
Package No	CEIP-1/ D1/S05		CEIP-1/ D1/S06			CEIP-1/ D1/S07		CEIP-1/ D1/S08		CEIP-1/ D1/S09		
Reference #	CEIP-1-8-IC-CI-CEIP-1/ D1/S05		CEIP-1-9-IC-CI-CEIP-1/ D1/S06			CEIP-1-10-IC-CI-CEIP-1/ D1/S07		CEIP-1-11-IC-CI-CEIP-1/ D1/S08		CEIP-1-27-IC-CI-CEIP-1/D1/S09		
Location / District	Dhaka		Dhaka			Dhaka		Dhaka		Dhaka		
P.P. - Executing Agency:	2014-1-BWDB-BWDB		2014-1-BWDB-BWDB			2014-1-BWDB-BWDB		2014-1-BWDB-BWDB		2014-1-BWDB-BWDB		
Method:	IC		IC			IC		IC		IC		
Estimated / Actual	Estimated	Actual	Estimated	Actual 1 st	Actual 2 nd	Estimated	Actual	Estimated	Actual	Estimated	Actual 1 st	Actual 2 nd
Amount in US\$	1,104,590	0.43 0.564 million ⁶ 0.642 ⁷	1,104,590	0.17 million	0.490 million	225,641	0.111 million 0.134 million ⁸	384,295	0.121 million ⁹ 0.054 million ¹⁰	247,000	0.113 million ¹¹	0.101 million ¹²
Preparation of ToR	Both ToR & EoI Finalized		Both ToR & EoI Finalized			ToR Finalized		ToR & REoI Finalized		Fresh REoI Finalized		
NOL to the TOR	14-Oct-13	27-Jul-13	31-Oct-13	31-Jul-13		31-Oct-13	11-Jun-13	31-Oct-13	02-Jul-13	31-Dec-13	11-Dec-13	
Advertisement of EoI		31-Jul-13		06-Aug-13			No Advertisement		28-Jul-13		03-Nov-14	16 Mar 2016
Receipt of REoI		25-Aug-13		29-Aug-13			Only CV of were collected		20-Aug-13		01-Dec-14	14 Apr-16
Evaluation of REoI		Evaluated and concurred by WB		Evaluation done			Evaluated and concurred by WB		Evaluated and concurred by WB		Evaluated and concurred by WE	Evaluated and concurred by WB on 13-Apr-17
Shortlist submitted to WB												
Shortlist gets WB NOL												
Combined Evaluation Report submitted to WB												

⁶ 1st amended Contract Price

⁷ 2nd amended Contract Price

⁸ Fresh Contract Price

⁹ Original Contract Price with Mr. A.K.M.Bodruddoza and contract ended on 31 October 2016.

¹⁰ Fresh Contract Price with Mr. A.K.M.Bodruddoza

¹¹ Contract Price with Mr. Nasir Ahmed and he resigned on 29-02-2016. So, fresh contract with Mr. Michael Gomes was executed.

¹² Contract Price with Mr. Michael Gomes

Coastal Embankment Improvement Project, Phase I (CEIP-I)

SI No	1		2			3		4		5		
WB gives NOL on combined evaluation												
Negotiation												
Negotiated draft contract to WB												
WB gives NOL- draft contract												
Contract Signature Date	31-Dec-13	25-Nov-13	30-Jan-14	05-Mar-14	13-Apr-15	31-Dec-13	25-Nov-13	31-Dec-13	21-Nov-13	29-May-14	02-Mar-15	24-Apr-17
Contract signed		25-Nov-13					25-Nov-13		23-Nov-13 14-Mar-17 03-May-18 14-Jan-19			
Total days of Process (Bid Opening to Contract Signing Date)		92		188					93		187	375
End Date of Activity	28-Feb-17		31-Mar-18			¹³ 30-Jun-18		¹⁴ 31-Oct-17		30-Oct-19		31-Oct-19
Remarks	Contract Agreement between BWDB and Mr. Narayan D. Sharma was signed on 25 Nov, 2013. Contract Agreement was sent to WB. Period of contract expired on 30 October 2016 which was extended up to 31 January 2017. 3rd time extension up to 28-02-2018 with increase of inputs by 50 days has been approved. Contract was completed on February 28, 2018		Contract with Daniel Thirion was over on 04 March, 2015. Fresh Contract Agreement between BWDB and Mr. I A Khan was signed on 13 April, 2015. Contract Agreement was sent to WB. Panel member is now on board. Contract under execution. Contract was completed on April 30, 2018			Contract Agreement between BWDB and Mr. M. Aminul Haque was signed on 25 Nov, 2013. Contract Agreement was sent to WB. Panel member is now on board. Allotted 300 days input of Mr. Haque was consumed in October 2015. Fresh contract for 200 days was signed on 14 June 2016 over a period of 32 (thirty-two) months [FY 2015-2016 to FY 2017-2018] Contract was completed on June 30, 2018		Original Contract with Mr. A.K.M. Bodruddoza ended on 31 October 2016. Fresh contract for 12 months was signed on 14 March, 2017 with retroactive commencement date from 01 November 2016 that ended on 31 October 2017. 2nd contract with Mr. A.K.M. Bodruddoza on SSS Method, for a period of 12 months commencing from 01 November 2017, was signed. 3rd Contract with Mr. A.K.M. Bodruddoza ended on 31 October 2018. Another fresh Contract was signed 14-Jan-2018 for 18 months and Consultant is on Board.		Contract Agreement with Mr. Md. Nasser Ahmed was signed on 02 March, 2015. The FMS resigned on 29 Feb.2016. Fresh 35 Nos. REoI were received on 14 April 2016. Negotiation with 3rd ranked candidate Mr. Michael Gomes was carried out by PEC on 06 April 2017. WB's NOL obtained. Fresh contract with Mr. Michael Gomes was signed on 24-04-2017. The consultant is now on board.		

¹³ As per fresh contract signed on 14 June 2016

¹⁴ As per fresh contract signed on 14 March 2017

Coastal Embankment Improvement Project, Phase I (CEIP-I)

Table 5.1b: Procurement Process Tracking Report Consulting Services (Individual Consultants) as on 30 June 2019.

SI No	6		7			8		9		
Description of Services	Individual Consultant as Sr. Environment Specialist (PMU/Dhaka)		Individual Consultant as Sr. Social Specialist (PMU/Dhaka)			Individual Consultant as Sr. Forestry Specialist (PMU/Dhaka)		Individual Consultant as Communication officer (PMU/Dhaka)		
Package No	CEIP-1/ D1/S10		CEIP-1/ D1/S11			CEIP-1/D1/S12		CEIP-1/ D1/S13		
Reference #	CEIP-1-28-IC-CI-CEIP-1/D1/S10		CEIP-1-29-IC-CI-CEIP-1/D1/S11			CEIP-1-30-IC-CI-CEIP-1/D1/S12		CEIP-1-31-IC-CI-CEIP-1/D1/S13		
Location / District	Dhaka		Dhaka			Dhaka		Dhaka		
P.P. - Executing Agency:	2014-1-BWDB-BWDB		2014-1-BWDB-BWDB			2014-1-BWDB-BWDB		2014-1-BWDB-BWDB		
Method:	IC		IC			IC		IC		
Estimated / Actual	Estimated	Actual	Estimated	Actual 1 st	Actual 2 nd	Estimated	Actual	Estimated	Actual 1 st & 2 nd	Actual 3 rd
Amount in US\$	212,000	0.101 million	212,000	0.0884 mio	0.0648 mio	212,000	0.083 mio	131,000	0.067 million	
Preparation of ToR		ToR & REOI finalized		ToR & REOI finalized	19 Jan 2017		1-Jan-17		ToR & REOI finalized	
NOL to the TOR	24-Jun-14		29-Apr-14	15-Apr-14	25-Jan-17	29-Dec-15	12-Jan-17	17-Aug-14		
Advertisement of Eol		21-Oct-14		21-Apr-14	14-Mar-17		14-Mar-17		23-Nov-14 (1 st) 24-Jan-16 (2 nd)	
Receipt of REOI		18-Nov-14		15-May-14	12-Apr-17		12-Apr-17		15-May-15 (1 st) 24-Feb-16 (2 nd)	30 Jun 17
Evaluation of REOI		Evaluated and concurred by WB		Evaluated & WB concurred	23 May-17		23-May-17		Evaluated & concurred by WB	Evaluated & concurred by WB
Shortlist submitted to WB										
Shortlist gets WB NOL										
Evaluation Report submitted to WB										
WB gives NOL on combined evaluation										
Negotiation										10-Apr-18
Negotiated draft contract sent to WB										
WB NOL, draft contract									19-Oct-17	
Contract Signature Date	27-Nov-14	13-Apr-15 8-Oct-18 12-Mar-19	17-Jul-14	02-Oct-14	02-Aug-17	28-Apr-16	02-Aug-17	31-Dec-14	Did not take place	01-Jul-18
Total days of Process		146		140	147		71			366
End Date of Activity				¹⁵ 03-Jan-17	01-Aug-19		01-Aug-19		TBD	30-Jun-20

¹⁵ Contract ended due to resignation of the Consultant. Fresh procurement in process.

Coastal Embankment Improvement Project, Phase I (CEIP-I)

SI No	6	7	8	9
Description of Services	Individual Consultant as Sr. Environment Specialist (PMU/Dhaka)	Individual Consultant as Sr. Social Specialist (PMU/Dhaka)	Individual Consultant as Sr. Forestry Specialist (PMU/Dhaka)	Individual Consultant as Communication officer (PMU/Dhaka)
Remarks	<p>Contract Agreement between BWDB and Dr. Md. Asadul Alam was signed on 13 April, 2015 and he continued 19 June 2018.</p> <p>Another contract with Dr. Md. Asadul Alam on SSS Method, for a period of 24 months was approved. The Consultant failed to sign the contract within the final extended time up to 15 October, 2018. So, after obtaining permission from WB, fresh procurement is in process under Package No.CEIP-1/D1/S10A</p> <p style="color: red;">Fresh Eols was invited on 6-12-2018 with deadline for submission up to 24 Dec 2018. Three (3) Eols were received and evaluated. Then contract was signed on 12-Mar-2019. The Consultant is on Board.</p>	<p>Contract Agreement between BWDB and Mr. Md. Hasanur Rahman was signed on 02 Oct, 2014.</p> <p>He resigned from the services on 03 January 2017 giving 28 days' notice.</p> <p>Fresh contract was entered into with Mr.Mustafizur Rahman and he is on board</p>	<p>Procurement process has been initiated.</p> <p>Procurement is completed and the Consultant is on board</p>	<p>Two (2) EOI were earlier received at first invitation. So, fresh EOI was invited and 6 Nos. were received on 24 February 2016.</p> <p>Contract Agreement between BWDB and Mr. A K M Rahmat Ali Howlader was signed on 28 March 2017. But he didn't join. Negotiation with 2nd candidate failed.</p> <p>So, fresh procurement was initiated through collection of CVs as per suggestions of WB. Draft Contract with 1st ranked candidate was signed on 19 Oct 2017, but Mr. Akhtaruzzaman didn't sign the contract due to his personal problems.</p> <p>The 2nd ranked candidate Mr. Aktar Uddin was invited on 08 March 2018 to attend contract negotiation meeting on 14 March 2018. But he didn't attend. Consequently, on obtaining WB's concurrence, the 3rd ranked candidate Mr. Kamal Najmus Salehin was negotiated on 10 April 2018 and contract was signed on 01 July 2018. The Consultant is on board</p>

Coastal Embankment Improvement Project, Phase I (CEIP-I)

Table 5.1b: Procurement Process Tracking Report Consulting Services (Individual Consultants) as on 30 June 2019

SI No	10		11		12		13		14	
Description of Services	Individual Consultant as Senior Revenue Officer (PMU/Dhaka)		Individual Consultant as Social Specialist/Economist (PMU/Field)		Individual Consultant as Environment Specialist (PMU/Field)		IPoE for Coastal Morphologist and Estuarine/Tidal Hydraulics Expert		IPoE for Hydrodynamics & Coastal Modeling Expert	
Package No	CEIP-1/ D1/S14		CEIP-1 /D1/S15		CEIP-1/ D1/S16		CEIP-1/ D1/S17		CEIP-1/ D1/S18	
Reference #	CEIP-1-32-IC-CI-CEIP-1/D1/S14		CEIP-1-33-IC-CI-CEIP-1/D1/S15		CEIP-1-34-IC-CI-CEIP-1/D1/S16		CEIP-1-35-IC-CI-CEIP-1/D1/S17		CEIP-1-36-IC-CI-CEIP-1/D1/S18	
Location / District	Khulna		Khulna		Khulna		Dhaka		Dhaka	
P.P. - Executing Agency:	2014-1-BWDB-BWDB		2014-1-BWDB-BWDB		2014-1-BWDB-BWDB		2014-1-BWDB-BWDB		2014-1-BWDB-BWDB	
Method:	IC		IC		IC		IC		IC	
Estimated / Actual	Estimated	Actual	Estimated	Actual	Estimated	Actual	Estimated	Actual	Estimated	Actual
Amount in US\$	131,000	0.0847 million	131,000	0.0578 million	131,000	0.0481 million	181,600		181,600	
Preparation of ToR		Prepared		1-Jan-17		Prepared		28- Nov-16		28- Nov-16
NOL to the TOR	23-Dec-13	22-Dec-13	24-Sep-14	3-Jan-17	24-Sep-14	28-Dec-16	24-Sep-14	13 Dec 16		13-Dec-16
Advertisement of EoI		30-Dec-13		14-Mar-17		12- Feb- 17		30 July-17		30 July-17
Receipt of REoI		06-Feb-14		12-Apl-17		14-Mar-17		14 Sep-17		14 Sep-17
Evaluation of REoI		Evaluated and concurred by WB		Evaluation completed		Only 2(two) applications were received. PEC decided re-invitation of REoI.		Only 1(one) EoI application was received. PEC decided invitation of fresh REoI. WB concurred		Only 1(one) EoI application was received. PEC decided invitation of fresh REoI. WB concurred
Shortlist submitted to WB										
Shortlist gets WB NOL										
Combined Evaluation Report submitted to WB						NA				
WB gives NOL on combined evaluation										
Negotiation										
Negotiated draft contract sent to WB						07-Sep-17				
WB gives NOL on draft contract						05-Oct-17				
Contract Signature Date	29-May-14	12-Aug-14	31-Dec-14	20-Jul-17	31-Dec-14	30-Oct-17	31-Dec-14			
Total days of Process		187		100		231				

Coastal Embankment Improvement Project, Phase I (CEIP-I)

SI No	10	11	12	13	14
Commencement of Services	22-Dec-16 10-Dec-17 25-Jul-18				
End Date of Activity		30-Jun-17 19-Jul-19	30-Jun-17	30-Jun-20	30-Jun-20
Remarks	<p>Contract Agreement between BWDB and Mr. M A Saleque was signed on 12 Aug, 2014. Contract ended on 22 Dec 2016.</p> <p>In order to keep continuation of the services of land acquisition and other related activities, the services of Mr. M A Saleque procured on sole source basis under a fresh Contract for 18 months has been completed. Contract was signed with retroactive date 23 December 2016. The contract ended on 22 June 2018.</p> <p>Another contract with Mr. M.A. Saleque on Single Source Selection (SSS) Method for a period of 15 months was signed on 25 July 2018.</p>	<p>Bank has provided NoL on ToR on 03 January 2017.</p> <p>EoI received on 12 April 2017 and evaluated. The contract was signed on 20-Jul-17 and the Consultant is on Board.</p>	<p>Bank provided NoL on ToR and REOI on 28 December 2016.</p> <p>EoI received on 14 March 2017. Only 2 (two) applications were received. PEC in its meeting on 06 April 2017, recommended for fresh invitation. WB suggested to collect CVs through direct approach and to evaluate including the 2 EoIs received earlier.</p> <p>Procurement completed and the Consultant is on board.</p>	<p>PMU, CEIP-1 with the assistance of existing IPoE member, TL-DSC and TL- M&EC, has reviewed the ToR of the remaining four IPoE members and are of the opinion that positions of Coastal, Estuarine and River Morphologist and Sediment/Tidal Management Expert might be merged and named as Coastal Morphologist and Estuarine/Tidal Hydraulics Expert. Accordingly, restructured proposal was sent to WB on 28 September 2016. WB accepted the proposal on 07 November, 2016.</p> <p style="color: red;">It is opted that the IPOE would not be required.</p>	<p>Proposal for inclusion of one new IPoE member as "Hydrodynamic and Coastal Modelling Expert" was sent to WB on 28 September 2016. WB accepted the proposal on 07 November, 2016.</p> <p style="color: red;">It is opted that the IPOE would not be required.</p>

Coastal Embankment Improvement Project, Phase I (CEIP-I)

Table 5.1b: Procurement Process Tracking Report Consulting Services (Individual Consultants) as on 30 June 2019.

SI No	15		16		17		18		19	
Description	IPoE for Design Expert in Embankment and Hydraulic Structures		IPoE for Social Expert		IPoE for Environment, Water Management and Polder Expert		Accounting and Financial Management System Specialist (AFMSS) (National)		Procurement of Individual Consultant as Information Technology Specialist (ITS) (National)	
Package No	CEIP-1/ D1/S19		CEIP-1/ D1/S20		CEIP-1/ D1/S21		CEIP-1/ D1/S24		CEIP-1/ D1/S25	
Reference #	CEIP-1-37-IC-CI-CEIP-1/D1/S19		CEIP-1-38-IC-CI-CEIP-1/D1/S20		CEIP-1-39-IC-CI-CEIP-1/D1/S21					
Location / District	Dhaka		Dhaka		Dhaka		Dhaka		Dhaka	
P.P. - Executing Agency:	2014-1-BWDB-BWDB		2014-1-BWDB-BWDB		2014-1-BWDB-BWDB					
Method:	IC		IC		IC		IC		IC	
Estimated / Actual	Estimated	Actual	Estimated	Actual	Estimated	Actual	Estimated	Actual	Estimated	Actual
Amount in US\$	165,000		165,000	0.124 million	165,000	0.154 million				
Preparation of ToR		01-Jan -17		Prepared		Updated ToR				
NOL to the TOR	24-Sep-14	19 Jan 17	24-Sep-14	07-Nov-16	24-Sep-14	concurring by WB			14-Feb-16	14-Feb-16
Advertisement of EoI		30 July-17		NA ¹⁶		NA			Through collection of 3 CVs	Through collection of 3 CVs
Receipt of REoI		14 Sep-17		NA		NA			10-Mar-16	10-Mar-16
Evaluation of REoI		Only 2 (two) EoI applications were received. PEC decided invitation of fresh REoI. WB concurred		NA		NA			Foot Note ¹⁷	Foot Note ¹⁸
Shortlist submitted to WB										
Shortlist gets WB NOL										
Combined Evaluation Report submitted to WB										

¹⁶ Procured by collection of CVs through direct approach.

¹⁷ It has been decided that this service will be procured by Board through GoB's fund

¹⁸ It has been decided that this service will be procured by Board through GoB's fund

Coastal Embankment Improvement Project, Phase I (CEIP-I)

SI No	15	16	17	18	19
WB gives NOL on combined evaluation					
Negotiation					
Negotiated draft contract sent to WB		31-May-17			
WB gives NOL on draft contract		07 Jun-17	12-Mar-15		
Contract Signature Date	31-Dec-14	31-Dec-14	17 Jul-17	31-Dec-14	
Contract signed		17 Jul-17	23-Mar-15		
Total days of Process					
Commencement of Services	30-Jun-20				
End Date of Activity		30-Jun-20	30-Jun-20	30-Jun-20	31-Dec-2017
Remarks	ToR was sent to WB on 1-Jan-17. Bank approved ToR on 19 January 2017. It is opted that the IPOE would not be required.	WB provided NoL on ToR on 07 November 2016 and concurred 3 CV approach for the selection of the social IPOE on 28 November 2016. Procurement completed and the IPoE is now on board.	Bank's NOL on Draft Contract was received on 12 March, 2015. Contract Agreement between BWDB and Dr. Ainun Nishat as IPoE was signed on 23 March 2015. Contract completed on January 31, 2018 which is in process of extension up to 30 June 2020.	This is a new Package concurred by World Bank and entered into Revised Procurement Plan (PP- 2016-1). But it was decided that this service will be procured through GoB's revenue budget. This Package has been dropped.	This is a new Package concurred by World Bank and entered into Revised Procurement Plan (PP- 2016-1). But it was decided that this service will be procured through GoB's revenue budget. This Package has been dropped.

Coastal Embankment Improvement Project, Phase I (CEIP-I)

Annex 5.2a: Procurement Status and Plans - Works

As per the DPP, there are 4 packages of Works under the project. But these packages were reviewed and decided that works contract will be three packages. Package -01 has already contacted out. Package-02 is under way of procurement. Package -03 is yet to initiate.

Initiated-procurement as per the statement of "Status of Procurement" as on **30 June 2019** is described below:

SI. No	1		2 (Revs.)		3 (Revs.)		4
Description of Works	Rehabilitation / Reconstruction & Upgrading of Polder 32, 33, 35/1 and 35/3 under CEIP-1.		¹⁹ Rehabilitation and upgrading of Polder 14/1, 15, 16, 17/1, 17/2 & 23 (Actual Nos. of Polder in package are 39/2C, 40/2, 41/1, 43/2C, 47/2 and 48)		²⁰ Rehabilitation and upgrading of Polder 48,47/2 & 43/2C (Actual Nos. of Polder in this Package are 14/1, 15, 16, 17/1, 17/2, 23 & 34/3)		²¹ Rehabilitation and upgrading of Polder 40/2, 41/1, 34/3 and 39/2C
Package No	CEIP-1/W-1		CEIP-1/W-2 (revised)		CEIP-1/W-3 (revised)		
Reference #	CEIP-1-12-LPIPQ-O-CEIP-1/W-01		CEIP-1-13-LPIPQ-O-CEIP-1/W-02 (Rvsd.)		CEIP-1-13-LPIPQ-O-CEIP-1/W-03 (Rvsd.)		
Districts	Khulna		Patuakhali, Barguna and Pirojpur				
P.P. - Executing Agency:	2014-1-BWDB - BWDB		2014-1-BWDB - BWDB		2014-1-BWDB - BWDB		
Method:	ICB with post-qualification ²²		ICB with post-qualification		ICB		
Estimated / Actual	Estimated	Actual	Estimated	Actual	Estimated	Actual	
Amount in US\$	104,276,026.00	88,216,800.37 ²³	150,355,767.20	137,969,172.60 ²⁴	86.66 million USD		
Preparation of Document							
Tender Docs Submitted to WB		02-Mar-15		14-Oct-15, 09-Nov-15			
Bank's NOL	30-Jun-14	09-Mar-15	03-Jan-16	03-Dec-15			
Publication / Invitation	15-Jul-14	10-Mar-14	10-Jan-16	04-Dec-15			
Deadline tenders & Bid Opening	14-Sep-14	25-May-15	14-Mar-16	24-Mar-16			
Evaluation of Bids	18-Oct-14	13-Jun-15	18-Apr-16	19-Jun-16			
WB gives NOL on evaluation		19-Jul-15		04-Aug-16			
Negotiated draft contract sent to WB							
No Objection to Evaluation Report	10-Nov-14		09-May-16				
GOB Purchasing Committee approval		09-Sep-15		20-Aug-16			
Issuing NOA		21-Sep-15		15-Dec-16			

¹⁹ Nos. of Polders for this Package have been changed as '39/2C, 40/2, 41/1, 43/2C, 47/2 and 48' instead of previously included Nos of '14/1,15,16,17/1,17/2 & 23'

²⁰ All the three (3) Polders of this Package (43/2C, 47/2 and 48) have been included under Package No.CEIP-1/W-02. So, this Package has been rearranged in terms of inclusion new Polders from Package #2 and # 4

²¹ Out of four (4) Polders, three (3) (40/2, 41/1 and 39/2C) have been included under Package CEIP-1/W-02. The remaining one (1) is included in Package #3 and this Package has been declared void.

²² Method has been changed from ICBPQ (International Competitive Bidding with pre-qualification) to ICB (with post qualification)

²³ Original Contract Value of W-01 is BDT 6,969,127,229.

²⁴ Original Contract Value of W-02 is BDT 10,899,564,634.65.

Coastal Embankment Improvement Project, Phase I (CEIP-I)

Sl. No	1		2 (Revs.)		3 (Revs.)		4
Description of Works	Rehabilitation / Reconstruction & Upgrading of Polder 32, 33, 35/1 and 35/3 under CEIP-1.		¹⁹ Rehabilitation and upgrading of Polder 14/1, 15, 16, 17/1, 17/2 & 23 (Actual Nos. of Polder in package are 39/2C, 40/2, 41/1, 43/2C, 47/2 and 48)		²⁰ Rehabilitation and upgrading of Polder 48, 47/2 & 43/2C (Actual Nos. of Polder in this Package are 14/1, 15, 16, 17/1, 17/2, 23 & 34/3)		²¹ Rehabilitation and upgrading of Polder 40/2, 41/1, 34/3 and 39/2C
Contract signed	09-Jan-15	01-Nov-15	28-Jun-16	08-Mar-17			
Advance Issued							
Commencement of Services		26-Jan-16		12-Jul-17			
Total days of Process	117	160	106	349			
End of Contract (Completed)	31/12/2017	25-Jan-19	30/06/2018	11-Jan-21			
Remarks	7 Nos. Bids were received and M/S The First Engineering Bureau of Henan Water Conservancy of China was awarded the contract. Contract was signed on 01 Nov 2015. Works are going on.		7 Nos. Bids were received. Chongqing International Construction Corporation was awarded with the Contract. Contract was signed on 08 March 2017 and Notice to Commence issued on 12 July 2017. Works are going on.		Due to shortfall of fund, it is being discussed whether to drop this package. Meanwhile, the activities of this Package have been limited up to preparation of bidding document.		This Package will be treated void since the polders under this package have been incorporated in the packages 2 & 3 (re-arranged)

Coastal Embankment Improvement Project, Phase I (CEIP-I)

Annex 5.3a: Procurement Status and Plans - Goods

As per the DPP, 14 items of Goods would be procured. Among them, procurement for the 6 items were deferred for the next Fiscal Year (2019-2020) as per the statement of "Status of Procurement" as on **30 June 2019**, which is described below:

Contract Approving Authority	Package No	Description of Procurement as per TAPP/DPP Goods	Unit	Quantity	Procurement Method & (Type)	Source of Funds	Estimated Cost/ Contract Price (Million USD)	Invitation for Tender	Signing of Contract	Completion of Contract	Remarks
1	2	3	4	5	6	7	8	9	10	11	12
HOPE	CEIP-1/G-01	Procurement of Motor Vehicles a) 4-WD Jeep/Cross Country (Total 15 Nos.) b) Micro Bus-(Total 2 Nos.)	Lots	Motor Vehicle-10 Nos, Microbus-2 Nos	OTM(ICB)	WB/IDA	0.7500	25-Dec-14	18-Nov-2015 & 07-Jan-2016	January,2016	Contract for 1 No. Microbus (Lot No.2) executed on 18 November 2015 and supply completed. Contract for 10 Nos. 4WD (Lot No.1) vehicle executed on 07 January 2016 and supply completed
PD	CEIP-1/G-02	Procurement of 10(ten) Nos. Motor Cycle (125 CC) with accessories and related Services	Nos.	Motor Cycle-10 Nos	OTM(NCB)	WB/IDA	0.0234	09-Jul-15	04-Oct-15	October,2015	Tender was evaluated by BWDB TEC members. Contract executed on 04 October 2015. Supply completed
PD	CEIP-1/G-03	Procurement of Speed Boat with engine & other accessories (Total 9 nos.)	Nos.	Speed Boat-5 Nos	OTM(NCB)	WB/IDA	0.0609				Activities shown as per Procurement Plan. Procurement is deferred for the next FY.
PD	CEIP-1/G-04	Procurement of a) Computer - (Total 35 Nos, Laptop-10+Desktop-25), b) Colour/Black & White Printer-A3/A4 (Total 20 Nos), c) UPS= (Total 25 Nos), d) IPS = 10 Nos with ancillaries	Nos.	Computers - a) Laptop-5 Nos, Desktop-20 Nos, b) Printer-10 Nos, c) UPS-20 Nos, d) IPS = 10 Nos with ancillaries	OTM(NCB)	WB/IDA	0.0650	19-Mar-14	08-Jun-14	June, 2014	3 Tenders received on 09 April, 2014 and Evaluation done. Work Order issued on 12 May 2014. All Desktop Computer, Laptop, Printer, & UPS with Accessories were received.
PD	CEIP-1/G-05	Engineering Equipment- a) Levelling instrument with accessories (Total-10 Nos), Total Station (Total-5 Nos)	Nos.	a) Levelling instrument - 5 Nos.; b) Total Station-3 Nos	OTM(NCB)	WB/IDA	0.0103	09-Jul-15	04-Oct-15	January,2014	Tender was evaluated by BWDB TEC members. Contract executed on 04 October 2015. Supply completed.

Coastal Embankment Improvement Project, Phase I (CEIP-I)

Contract Approving Authority	Package No	Description of Procurement as per TAPP/DPP Goods	Unit	Quantity	Procurement Method & (Type)	Source of Funds	Estimated Cost/ Contract Price (Million USD)	Invitation for Tender	Signing of Contract	Completion of Contract	Remarks
1	2	3	4	5	6	7	8	9	10	11	12
PD	CEIP-1/G-06	Office equipment with accessories a) Multimedia Projector (Total 4 Nos), b) Air cooler- (Total- 10 Nos), c) PABX Intercom System -1 Set, d) Photocopier 10 Nos. e) Fax- 10 Nos., f) Scanner A3 Size- 4 Nos., g) Spiral Binding machine 4 Nos, h) Plotter A0 Size-1 No	Nos.	a) Multimedia Projector- 2 Nos, b) Aircooler- 5 Nos, c) PABX Intercom System- 1 set d) Photocopier- 5 Nos, e) Fax-4 Nos, f) Scanner-2 Nos, g) Spiral Binding Machine- 2 Nos, h) Plotter A0 Size -1 No	OTM(NCB)	WB/IDA	0.0280	01-Apr-14	09-Jun-14	January,2014	Tender was evaluated by BWDB TEC members. Work Order issued on 01 June 2014. All office equipment was supplied.
PD	CEIP-1/G-07	Furniture (For Project Director, CEIP-1 BWDB, office)	LS	LS	OTM(NCB) /RFQ	WB/IDA	0.0064	Procurement through RFQ	24-Feb-14	February, 2014	All the furniture were supplied
PD	CEIP-1/G-08	Procurement of Motor Vehicles a) 4-WD Jeep/Cross Country (Total 15 Nos.) b) Micro Bus- (Total 2 Nos.)	Nos.	Motor Vehicle-05 Nos	OTM(ICB)	WB/IDA	0.4490				Activities shown as per Procurement Plan. Procurement is deferred for the next FY.
PD	CEIP-1/G-09	Procurement of Motor Cycle- Total= 20 Nos	Nos.	Procurement of Motor Cycle-10 Nos	OTM(NCB)	WB/IDA	0.0190				Activities shown as per Procurement Plan. Procurement is deferred for the next FY.
PD	CEIP-1/G-10	Procurement of Speed Boat with engine & other accessories (Total 09 nos.)	Nos.	Speed Boat-4 Nos	OTM(NCB)	WB/IDA	0.0510				Activities shown as per Procurement Plan. Procurement is deferred for the next FY.

Coastal Embankment Improvement Project, Phase I (CEIP-I)

Contract Approving Authority	Package No	Description of Procurement as per TAPP/DPP Goods	Unit	Quantity	Procurement Method & (Type)	Source of Funds	Estimated Cost/ Contract Price (Million USD)	Invitation for Tender	Signing of Contract	Completion of Contract	Remarks
1	2	3	4	5	6	7	8	9	10	11	12
PD	CEIP-1/G-11	Procurement of a) Computer- (Total 36 Nos, Laptop-10 + Desktop-25), b) Colour/Black & White Printer(Total 20 Nos), C) UPS= (Total 15 Nos), d) IPS = 10 Nos with ancillaries	Nos.	Computers- a) Laptop-5 Nos, Desktop-5 Nos; b) Printer-10 Nos, c) UPS-5 Nos, d) IPS-5 Nos with ancillaries	OTM(NCB)	WB/IDA	0.0410	06-Jul-17	12-Sep-17	November, 2017	Supply completed on 20 November 2017.
PD	CEIP-1/G-12	Engineering Equipment -a) Levelling instrument with accessories (Total - 10 Nos) Total Station-) Total- 5 Nos)	Nos.	a) Levelling instrument - 5 Nos.; b) Total Station-2 Nos	OTM(NCB)	WB/IDA	0.0150				Activities shown as per Procurement Plan. Procurement is deferred for the next FY.
PD	CEIP-1/G-13	Office equipment with accessories a) Multimedia Projector (Total 4 Nos), b) Air cooler- (Total-10 Nos), c) PABX Intercom System -1 Set, d) Photocopier 10 Nos. e) Fax- 10 Nos. f) Scanner A3 Size 4 Nos., g) Spiral Binding machine 4 Nos, h) Plotter A0 Size-1 No.	Nos.	a) MultiMedia Projector- 2 Nos, b) Aircooler- 5 Nos, c) Photocopier- 5 Nos, d) Fax-6 Nos, e) Scanner- 2 Nos, f) Spiral Binding Machine- Mos	OTM(NCB)	WB/IDA	0.0230				Activities shown as per Procurement Plan. Procurement is deferred for the next FY.
PD	CEIP-1/G-14	Procurement of Motor: Micro Bus – 1 No	Nos.	Micro Bus – 1 No			0.0600				Activities shown as per Procurement Plan. Procurement is deferred for the next FY.

HOPE=Head of the Procuring Entity

PD=Project Director

N/A = Not Applicable

Annex 6 Governance Accountability and Action Plan

Issues/Risks/ Objective	Actions	Agency respon- sible	Timeline - Plan	Early Warning Indicators to Trigger Additional Action	Timeline - Actual	Remarks
Institutional Risks						
Need to strengthen capacity to handle large volume procurement, financial management, contract management, communications, and monitoring functions	Establish PMU with internally or externally hired staff as per the agreed Organogram.	BWDB	Key staff recruited 3-6 months after project effectiveness.	Delays in conduct of procurement, execution of contracts and processing of payments.	Effectiveness date Nov 2013. PMU Staffing <u>Project Director</u> – Dec 2013 appointed <u>Deputy PD</u> -none <u>Procurement Spec</u> – Nov 2013 <u>Financial Management Spec</u> - originally March 2015-Feb 2016; filled again Apr 2017. <u>Sr. Environment Spec</u> –April 2015 – July 2018; Contract signed with the replacement 12 Mar 2019. <u>Sr. Social Spec</u> – original expert in place Oct 2014-Jan 2017. Contract signed with the replacement in Aug 2017. <u>Sr. Revenue Officer</u> – August 2014 <u>Communication Officer</u> – July 2018. <u>Sr. Forestry Spec.</u> –August 2017. <u>Social Spec./Econ (Field)</u> –July 2017 <u>Environment Spec. (Field)</u> – Oct 2017 Consultancies: <u>Procurement Panel</u> – fully in place between 2014 and mid-2018 when the last of the 3 contracts was completed and not renewed. <u>DACS&PMSC</u> contracted January 2015	All of the PMU staff have been recruited, except for Deputy PD. A vacancy developed in mid-2018 for the Sr. Environmental Spec, but PMU has filled this position March 2019.
	Retain existing consultants or engage new consultants for design, construction supervision	BWDB	Contracted 1 st year;		Procurement of Long Term Monitoring, Research and Analysis of Bangladesh Coastal Zone completed after 18 months of negotiations with contract signed 04 October 2018.	

Coastal Embankment Improvement Project, Phase I (CEIP-I)

Issues/Risks/ Objective	Actions	Agency responsible	Timeline - Plan	Early Warning Indicators to Trigger Additional Action	Timeline - Actual	Remarks
	<p>Contract Third Party M&E functions</p> <p>Increase frequency of Bank supervision missions, especially during the first 2 years.</p>	<p>BWDB</p> <p>WB</p>	<p>Contracted 2nd year</p> <p>At least twice a year</p>		<p><u>M&E Consultant</u> contracted Oct 2015 <u>IPOE</u> – 2 of 5 were hired; remaining 3 viewed as not needed. <u>IPOE/Social Expert</u> is on board since July 2017. <u>IPOE Chairman/Environment, Water Management and Polder Expert</u> was in place from March 2015 through 31 January 2018 when contract expired and was not renewed.</p> <p>World Bank Missions: Start (FY 2013/14)– 1 mission PY1 (FY 2014/15)– 1 mission PY2 (FY 2015/16)– 2 missions PY3 (FY 2016/17)– 2 missions plus sector-specific missions PY4 (FY 2017/18)- 2 missions (Jul/Aug and Feb) plus sector-specific missions PY5 (FY 2018/19) – 3 missions (Oct 2018, Feb & May 2019) plus sector-specific missions</p>	
Need for proactive provision of information and enhanced transparency	Appoint a Communication Specialist as part of the PMU to act as RTI officer (until BWDB engages an RTI officer) in accordance with the RTI Act.	BWDB	3 -6 months after project effectiveness	Lack of information officer or frequent replacement	Communication Officer signed on, but then withdrew before joining (March 2017). NOL given to draft contract on 19 Oct 2017 for new candidate, but he also withdrew. 2 nd ranked candidate cleared by WB but did not appear at negotiations. 3 rd ranked candidate signed draft contract on 10 Apr 2018 and final contract on 01 July 2018.	

Coastal Embankment Improvement Project, Phase I (CEIP-I)

Issues/Risks/ Objective	Actions	Agency responsible	Timeline - Plan	Early Warning Indicators to Trigger Additional Action	Timeline - Actual	Remarks
	<p>Quarterly Reporting on Project Implementation by PMU</p> <p>Set up a website and provide regular information on project performance as well as procurement information</p>	<p>BWDB</p> <p>BWDB</p>	<p>Quarterly</p> <p>Website set up by end of Year 1. Website regularly updated</p>	<p>Delays in establishment of website/ publishing information</p>	<p>First QPR submitted in Feb 2016 for quarter of Sep-Dec 2015. Consolidated QPRs being prepared routinely. From inception, notices and procurement results being posted on BWDB website and CPTU website (Ministry of Planning) or UN Development Business. New, easier-to-navigate BWDB website is under development.</p> <p>M&E Consultants have piloted a partial beta version of a web-based PMIS in November 2016, updated in Sep 2017 and improved version available for users as of late 2017.</p>	
Procurement Risks						
Reduce risk of corruption in procurement.	<p>Retain design of few contracts processed in Dhaka to enhance scrutiny</p> <p>Publish/agree detailed mapping of procurement processes, including finite list of who has access to documents when in the process</p> <p>Enforce ICB procurement guidelines for documentation, timelines, and transparency</p> <p>Appoint a Procurement Panel</p>	<p>BWDB</p> <p>BWDB</p> <p>BWDB, Bank</p> <p>BWDB</p>	<p>On-going</p> <p>On-going</p> <p>On-going</p> <p>3-6 months after project effectiveness</p>	<p>Procurement red flags in ex ante and ex post review</p> <p>Inconsistencies with 'need to know' principles in procurement mapping, evidence of unauthorized access to information</p> <p>Panel members not recruited</p>	<p>Procurement packages have been aggregated in size to facilitate scrutiny.</p> <p>Documentation and mapping of processes completed December 2015.</p> <p>ICB guidelines are enforced.</p> <p>Int'l Proc. Expert – Nov 2013</p>	<p>PMU understands and follows procedures that safeguard procurement processes.</p> <p>Contracts of PP expired in 2018 and</p>

Coastal Embankment Improvement Project, Phase I (CEIP-I)

Issues/Risks/ Objective	Actions	Agency responsible	Timeline - Plan	Early Warning Indicators to Trigger Additional Action	Timeline - Actual	Remarks
	Enhance complaints mechanism with reporting established and follow-up guidelines	BWDB	On-going	Nature and frequency of complaints	<p>Nat'l Proc. Expert – Nov 2013 Int'l Technical Exp. – 2013, with replacement in April 2015</p> <p>GRC membership composition confirmed in Dec 2015. Fifteen (15) GRC formed in Package 01 area and 21 in Package 02.</p> <p>As of 31 March 2019, <u>Pkg 01</u>: A total of 151 complaints / grievances have been reported as received by GRC. Out of these, 32 complaints have been resolved at the entry level and the balance 114 cases have been resolved through investigations and formal hearing by GRC). Remaining 05 lodged grievances have been trying to resolve in entry level by the GRC.</p> <p><u>Pkg 02</u>: A total of 45 grievances have been lodged – 25 complaints have been resolved at the entry level and the balance 20 cases under process for investigation and formal hearing by GRC</p>	<p>not renewed as this work is now minimal and being handled by PMU team.</p> <p>In the Package 02 area, the grievances have only recently come in as the Contractor has commenced in July 2017 and has made minimal progress on the physical works.</p>
Potential for or reduce risks of conflict of interest among participants in procurement	<p>Declarations of no conflict of interest by BWDB personnel, including members of PP and bidders</p> <p>Review statements of financial interests encompassing key project staff</p>	<p>BWDB</p> <p>BWDB</p>	<p>BWDB personnel by effectiveness; bidders at submission</p> <p>Within one month of submission</p>		<p>Complied on rolling basis as staff, consultants and contractors join.</p> <p>Not a separate declaration from COI above.</p>	<p>Periodic renewal of COI declaration may be considered.</p>

Coastal Embankment Improvement Project, Phase I (CEIP-I)

Issues/Risks/ Objective	Actions	Agency respon- sible	Timeline - Plan	Early Warning Indicators to Trigger Additional Action	Timeline - Actual	Remarks
	Require bidders' statements concerning agents and other possible connections to persons involved with procurement.	BWDB	At bidding stage		Complied on ongoing basis.	
Contract Execution and Project Management Risks						
Avoid collusion of parties involved and ensure transparent management of contracts	<p>BWDB website includes information on contract execution (e.g. gross estimate of completion of works etc.)</p> <p>Establish enhanced complaints mechanism, including ICT</p> <p>Numerous levels of scrutiny:</p> <ul style="list-style-type: none"> - PD serve as Employer's representative - Construction Supervision Consultant as Engineer - Nominate Resident Engineers at the site - M&E Consultant to oversee project performance 	<p>BWDB</p> <p>BWDB</p> <p>Construc tion Consult- ants, M&E</p>	<p>As information becomes available</p> <p>By project effectiveness</p>	Website does not include updated information	<p>Complied on ongoing basis, as information is available. Please see cptu.gov.bd website. Select "Contract Award Notices", MOWR, BWDB. Services have not been uploaded here, but were uploaded to UN Development Business.</p> <p>GRM established in Pkg 01 and 02 areas.</p> <p>In place: PD – Nov 2013 to Feb 2016 New PD appointed – Feb 2016 New PD appointed – Jan 2018</p> <p>DDCS&PMSC – Jan 2015</p> <p>REs nominated – Jan 2015; RE position for Package 01 was vacant for about one year, but filled in Sep 2018. RE position for Package 02 appointed – Nov 2018</p> <p>M&E – Nov 2015</p>	<p>Services are also be uploaded to cptu.gov.bd website within the 30 day window after contract signing.</p> <p>The lack of REs for an extended period represents a substantial risk.</p>

Coastal Embankment Improvement Project, Phase I (CEIP-I)

Issues/Risks/ Objective	Actions	Agency responsible	Timeline - Plan	Early Warning Indicators to Trigger Additional Action	Timeline - Actual	Remarks
Fraud and Corruption in Delivery of RAP Benefits						
Potential for improper targeting of beneficiaries and/or false delivery	Contract out implementation of RAP to experienced NGOs, with reputable track record for similar programs	NGOs	Contract in place	Reviewers (BWDB, WB) receive plausible complaints borne out by frequency or other corroboration	DDCS&PMSC has KMC on its team, charged with looking after the RAP implementation (since Jan 2015).	There were some complaints. DDCS&PMS Consultant has undertaken preliminary investigation.
	Ensure third party monitoring by the M&E Consultants	M&E	Contract in place		M&E Consultants in place Nov 2015 and developed a Comprehensive M&E Strategy which is being implemented.	
	Conduct survey among beneficiaries	M&E	Unit in place by effectiveness or before	Survey results identify improprieties	Baseline survey designed and implemented in early 2016 for Package 01 and early 2018 for Package 02 along with a midline for Pkg 01.	
	Enhance complaints mechanism, including use of ICT	M&E	Designated office in place by effectiveness, begin implementing expanded disclosure plan three months after effectiveness		In process of being developed.	
	Suo moto disclosure of information	BWDB			Communication Officer REOI re-advertised in January 2016. Contract signed in March 2017, but expert withdrew before joining. After additional rounds of procurement, officer signed contract on 01 July 2018 and now on board.	

Annex 7 Key Performance Indicators and Targets per PAD/DPP

Results Framework and Monitoring

Project Development Objectives															
Indicator Name	Core	Unit of Measure	Base line	Cumulative Target Values								Fre-quency	Data Source/ Meth.	Responsible for Data Collection	Remarks
				YR1 14/15	YR2 15/16	YR3 16/17	YR4 17/18	YR5 18/19	YR6 19/20	YR7 20/21	End Target				
Gross area protected		1000 x ha	-	-	-	-	36.5	67.7	77.9	100.8	100.8	Annual	BWDB	M&E	The area protected is counted in proportion to the share of embankment with earthwork completed.
<i>Achievement</i>				-	-	4.7	9.9	28.68							
Direct project beneficiaries from increased resilience to climate change (number) of which female (percentage) %	X	1000 person x	0	0	0	0	230	480	530	760	760 (50%)	Annual	BWDB	M&E	The beneficiaries are counted in proportion to the share of embankment with earthwork completed.
<i>Achievement</i>				0	0	39	76	249							
Increase cropping intensity		(%)	140	-	-	-	158	167	171	180	180	Annual	BWDB	M&E	Will be calculated via end line survey, though mid-line survey may also show results, in which case they will be reported.
<i>Achievement</i>				-	-	-	-	-							
Contingent Emergency Appropriation		Triggered, if requested [Y/N]	NA	NA	NA	NA	NA	NA	NA	NA	NA	NA	BWDB	NA	Not triggered.
<i>Achievement</i>				NA	NA	NA	NA	NA							

Coastal Embankment Improvement Project, Phase I (CEIP-I)

Intermediate Results Indicators															
Indicator Name	Core	Unit of Measure	Base line	Cumulative Target Values								Fre-quency	Data Source/ Meth.	Responsible for Data Collection	Remarks
				YR1 14/15	YR2 15/16	YR3 16/17	YR4 17/18	YR5 18/19	YR6 19/20	YR7 20/21	End Target				
Length of upgraded embankment		km	0	-	20	121	309	452	551	623	623	Annual	BWDB	M&E	
<i>Achievement</i>				-	0.8	27.9	62.8	164.93							Pkg 01: 146.11 kms done Pkg 02: 18.82 kms done
Drainage structures replaced/upgraded		No.	-	-	3	23	59	89	113	129	129	Annual	BWDB	M&E	
<i>Achievement</i>				-	0	3	23	57							All Pkg – 57 substantially complete; 35 fully done Pkg 01: 38 nos substantially done (of which 35 are 100% done); 3 in progress Pkg 02: 19 nos substantially done
Regulators upgraded		No.	-	-	4	28	73	106	123	134	134	Annual	BWDB	M&E	
<i>Achievement</i>				-	0	0	0	3							All Pkg – 3 fully done Pkg 01: 14 done (2 DS, 12 FS); 1 in progress (1 FS) Pkg 02: 34 in progress (18 DS; 15 FS)

Coastal Embankment Improvement Project, Phase I (CEIP-I)

Intermediate Results Indicators															
Indicator Name	Core	Unit of Measure	Base line	Cumulative Target Values								Fre-quency	Data Source/ Meth.	Responsible for Data Collection	Remarks
				YR1 14/15	YR2 15/16	YR3 16/17	YR4 17/18	YR5 18/19	YR6 19/20	YR7 20/21	End Target				
Flushing inlets upgraded		No.	0	-	9	52	127	178	214	244	244	Annual	BWDB	M&E	
<i>Achievement</i>				-	0	1	15	43							All Pkg – 43 substantially complete; 28 fully done Pkg 01: 29 nos substantially done (of which 28 are 100% done); Pkg 02: 14 nos substantially done
Length of Drainage Channels upgraded		Km	0	-	27	157	381	540	681	794	794	Annual	BWDB	M&E	
<i>Achievement</i>				-	0	11	27.5	134.34							134.338 kms done Pkg 01: 114.77 kms done (76% of Pkg 1) Pkg 02: 20.068 kms done (12.9 % of Pkg 1)
River Bank Protection Works - NEW		Km	-	-	-	-	-	5.95	9.00	9.845	9.845	Annual	BWDB	M&E	
<i>Achievement</i>				-	-	-	-	5.95							Pkg 01: 4.05 kms Pkg 02: 1.9 kms (dumping only)
Slope Protection Works - NEW		Km	-	-	-	-	-	15.5	32.0	39.456	300	Annual	BWDB	M&E	
<i>Achievement</i>				-	-	-	-	15.5							Pkg 01: 15.314 kms Pkg 02: 0.15 kms
Area restored re/afforested	X	ha	-	-	-	-	-	100	200	300	300	Annual	BWDB	M&E	
<i>Achievement</i>				-	-	-	-	208							Pkg 01: 162 ha Pkg 02: 46 ha

Coastal Embankment Improvement Project, Phase I (CEIP-I)

Intermediate Results Indicators															
Indicator Name	Core	Unit of Measure	Base line	Cumulative Target Values								Fre-quency	Data Source/ Meth.	Responsible for Data Collection	Remarks
				YR1 14/15	YR2 15/16	YR3 16/17	YR4 17/18	YR5 18/19	YR6 19/20	YR7 20/21	End Target				
Water Management Organization (WMO)		Nb.	0	-	-	-	1	2	3	4	4	Annual	BWDB	M&E/NGO	All five NGO packages now contracted between Feb & May 2019.
<i>Achievement</i>				-	-	-	-	-							
Improved coastal monitoring		Studies	Limited data					1		2	2	Annual	BWDB	M&E	Consultant contract signed October 2018.
<i>Achievement</i>				-	-	-									
BWDB days of training provided	X	No.	0	20	40	60	80	100	120	140	160	Annual	BWDB		Project total needs to be 140 (or PY7 should be 160).
<i>Achievement</i>				33 (341)	33 (341)	33 (341)	45 (461)	45 (461)							Reported duration in days (plus person-days)
Client days of training provided - Female	X	No.	0								60	Annual	BWDB		
<i>Achievement</i>				33 (66)	33 (66)	33 (66)	33 (66)	33 (66)							Reported duration in days (plus person-days)

Coastal Embankment Improvement Project, Phase I (CEIP-I)

Intermediate Results Indicators																
Indicator Name	Core	Unit of Measure	Base line	Cumulative Target Values								Fre-quency	Data Source/ Meth.	Responsible for Data Collection	Remarks	
				YR1 14/15	YR2 15/16	YR3 16/17	YR4 17/18	YR5 18/19	YR6 19/20	YR7 20/21	End Target					
Grievance Redress Committee (GRC)		No.	0		4		10	13	17			Annual	BWDB	M&E/NGO		
<i>Achievement</i>					4 (15 GRC)	4 (15 GRC)	10 (36 GRC)	10 (36 GRC)								GRC formation at union level undertaken for all polders of Pkgs 01 and 02. <u>Pkg 01</u> : A total of 151 complaints / grievances have been reported as received by GRC. Out of these, 32 complaints have been resolved at the entry level and the balance 114 cases have been resolved through investigations and formal hearing by GRC). Remaining 05 lodged grievances have been trying to resolve in entry level by the GRC. <u>Pkg 02</u> : A total of 45 grievances have been lodged – 25 complaints have been resolved at the entry level and the balance 20 cases under process for investigation and formal hearing by GRC.

