



GOVERNMENT OF THE PEOPLE'S REPUBLIC OF BANGLADESH
MINISTRY OF WATER RESOURCES

BANGLADESH WATER DEVELOPMENT BOARD
COASTAL EMBANKMENT IMPROVEMENT PROJECT PHASE-I (CEIP-I)

Financed by World Bank with
Grant Contribution of PPCR - Climate Investment Fund

Quarterly Progress Report No. 10
January – March 2018

Progress Report for 3rd Quarter of GoB Fiscal Year 2017-18
Implementation Quarter 13 (since 01 January 2015)

Submitted to:

Project Management Unit
CEIP-1

Prepared by
Sheladia Associates, Inc. (USA)
in association with BETS Consulting Services, Ltd.
Third Party M&E Consultants for Overall Project Implementation
(CONTRACT PACKAGE NO.CEIP-1/ C2/S3)



15 May 2018

BASIC DATA

Country : *Bangladesh*
 Project Title : Coastal Embankment Improvement Project, Phase-1
 Implementing Agency : Bangladesh Water Development Board
 Report number : 10
 Reporting Period : Quarter of January-March 2018

CURRENCY EQUIVALENTS

(Exchange Rate Effective May 15, 2013)
 Currency Unit = Bangladeshi Taka (BDT)
 US\$ 1 = BDT 79
 Currency Unit = Special Drawing Rights (SDR)
 US\$ 1 = SDR 0.66269

FISCAL YEAR

July 1 - June 30

Grant Project Component: Pilot Program for Climate Resilience (PPCR)

2.1.1. Grant Source : Climate Investment Fund

2.1.2. Grant Amount : US\$ 25 Million

2.1.3. Date of Grant Approval : 29 May 2013

US\$ 5 Million are allocated for Project Component C 3 Long Term Monitoring, Research and Analysis of Bangladesh Coastal Zone.

Table i-1: PPCR Expected Disbursements

Pilot Program for Climate Resilience (PPCR) Expected Disbursements (in US\$ Million)								
Fiscal Year	2014	2015	2016	2017	2018	2019	2020	2021
Annual			10	10	5			
Cumulative			10	20	25			

Source: Project Appraisal Document, 2013

Loan IDA

2.2.1. Loan Number / Project ID : No. P128276

2.2.2. Loan Amount : US\$375 Million

2.2.3. Date of Loan Approval : 29 May 2013

2.2.4. Date of Loan Declared Effective /

Project Implementation Start Date : 02 Sep 2013

2.2.5. Expected Closing Date : 31 Dec 2020

Table i-2: IDA Expected Disbursements (US\$ Million)

IDA Expected Disbursements (in US\$ Million)								
Fiscal Year	2014	2015	2016	2017	2018	2019	2020	2021
Annual	5	5	10	45	75	75	75	85
Cumulative		10	20	65	140	215	290	375

Source: Project Appraisal Document, 2013

ACRONYMS AND ABBREVIATIONS

ADB	Asian Development Bank
aka	also known as
BDT	Bangladeshi Taka
BFD	Bangladesh Forestry Department
BoQ	Bill of Quantities
BUET	Bangladesh University of Engineering & Technology
BWDB	Bangladesh Water Development Board
C&AG	Controller and Auditor General
C-ESMP	Contractor's Environmental and Social Management Plan
CCGP	Cabinet Committee for Government Purchase
CCL	Cash Compensation Under Law
CEGIS	Center of Excellence for Geospatial Information Science
CEIP	Coastal Embankment Improvement Project
CERC	Contingent Emergency Response Component
CIF	Climate Investment Fund
COI	Conflict of Interest
CPTU	Central Procurement Technical Unit
CQS	Consultant Qualifications-Based Selection
CUL	Compensation Under Law
DA	Designated Account
DC	Deputy Commissioner
DG	Director General
DLAC	District Land Acquisition Committee
DoE	Department of Environment
DSC	Detailed Design, Construction Supervision & Project Management Support Consultants
DDCS&PMSC	Detailed Design, Construction Supervision & Project Management Support Consultants
DVD	Digital Video Disk
EA	Environmental Assessment
EC	Entitlement Cards
ECC	Environmental Clearance Certificate (of DoE)
EHS	Environmental Health and Safety
EIA	Environment Impact Assessment
EP	Entitled Persons
EMF	Environment Management Framework
EMP	Environmental Management Plan
Eoi	Expression of Interest
FAPAD	Foreign Aided Project Audit Directorate
F&C	Fraud and Corruption
FGD	Focus Group Discussion
FIDIC	Federation Internationale des Ingenieurs Conseils (French); International Federation of Consulting Engineers
FM	Financial Management
FMS	Financial Management Specialist

FO	Field Office
FY	Fiscal Year
GAAP	Governance and Accountability Action Plan
GBM	Ganges, the Brahmaputra or Jamuna, and the Meghna
GCC	General Conditions of Contract
GCM	Global Climate Model
GIS	Geographic Information System
GoB	Government of People's Republic of Bangladesh
GPS	Global Positioning System
GRC	Grievance Redress Committee
GRM	Grievance Redress Mechanism
ha	hectare
HOPE	Head of the Procuring Entity
HQ	Headquarters
IC	Individual Consultant
ICB	International Competitive Bidding
ICBPQ	International Competitive Bidding with pre-qualification
ICT	Information and Communications Technology
ID	Identification
IDA	International Development Association (World Bank Group)
IFB	Invitation for Bid
IMED	Implementation Monitoring and Evaluation Division (Ministry of Planning)
IOL	Inventory of Losses
IPCC	Intergovernmental Panel on Climate Change
IPDP	Indigenous Peoples Development Plan
IPM	Integrated Pest Management
IPOE	Independent Panel of Expert
IRM	Immediate Response Mechanism
ISM	Implementation Support Mission
IUFR	Interim Unaudited Financial Report
IWM	Institute of Water Modeling
JVS	Joint Verification Survey
km	kilometer
KMC	Knowledge Management Consultants, Ltd. (RAP Team of DDCS&PMSC)
LAP	Land Acquisition Plan
LCS	Labor Contracting Societies
LG	Local Government
LGED	Local Government Engineering Department
MDSP	Multipurpose Disaster Shelter Project
MEAG	M&E Advisory Group
MIS	Management Information System
MoL	Ministry of Lands
MoWR	Ministry of Water Resources
M&E	Monitoring & Evaluation
NCB	National Competitive Bidding

NGO	Non-Government Organization
NID	National ID
NOL	No Objection Letter
NCR	Non-Compliance Register/Record
O&M	Operation and Maintenance
OP	Operation Policy
OTM	Other Method
PAH	Project Affected Household
PAP	Project Affected Person
PAVC	Property Asset Valuation Committee
PC	Polder Committee
PCM	Public Consultation Meeting
PD	Project Director
PDO	Project Development Objectives
PMU	Project Management Unit
PMIS	Project Management Information System
PPCR	Pilot Program for Climate Resilience
PPE	Personal Protective Equipment
PRAC	Physical Relocation Assistance Committee
PRMP	Procurement Risk Mitigation Plan
PSC	Project Steering Committee
PY	Project Year
Q	Quarter
QBS	Quality Based Selection
QPR	Quarterly Progress Report
RAP	Resettlement Action Plan
RE	Resident Engineer
REOI	Request for Expression of Interest
RFP	Request for Proposal
ROW	Right-of-Way
RTI	Right to Information
SAP	Social Action Plan
SDR	Special Drawing Rights
SECU	Social, Environment and Communication Unit
SLR	Sea-Level Rise
SMRPF	Social Management and Resettlement Policy Framework
TA	Technical Assistance
ToR	Terms of Reference
UNDB	United Nations Development Business
USD	United States Dollar
WB	World Bank
WMO	Water Management Organization
WMIP	Water Management Improvement Project
XEN	Executive Engineer

Quarterly Progress Report No. 10 January-March 2018

Table of Contents

BASIC DATA	i
ACRONYMS AND ABBREVIATIONS	ii
EXECUTIVE SUMMARY	ix
1. PROJECT BACKGROUND	1
2. PROJECT INPUTS	4
2.1 Finance and Disbursements	4
2.2 Project Inputs – Personnel and Equipment	7
2.2.1 Project Organization Chart.....	7
2.2.2 Project Management Unit (PMU)	7
2.2.3 Detailed Design, Construction Supervision and Project Management Support Consultant (DDCS&PMSC).....	8
2.2.4 NGO Consultancy Service to Implement: (a) Social Afforestation and (b) Social Action Plan including setting up WMOs.....	10
2.2.5 Consultancy Service for Long Term Monitoring, Research and Analysis of Bangladesh Coastal Zone	10
2.2.6 Works Contractors	11
2.2.7 Third Party M&E Consultants.....	15
2.3 Procurement	16
3. STATUS OF PROJECT OUTPUTS BY COMPONENT	20
3.1 Outputs of Component A: Rehabilitation and Improvement of Polders	20
3.1.1 Outputs of A1: Rehabilitation and Improvement of Polders –Package 01	20
3.1.2 Outputs of A1: Rehabilitation and Improvement of Polders –Package 02	27
3.1.3 Outputs of A1: Rehabilitation and Improvement of Polders –Package 03	28
3.1.4 Output of A2: Social Afforestation and Community Mobilization	29
3.2 Outputs of Component B: Implementation of Social and Environmental Management Frameworks and Plans	29
3.2.1 Outputs of B1: Implementation of Social Action Plans.....	29
3.2.2 Outputs of B2: Implementation of Social Management and Resettlement Policy Framework (SMRPF) and Resettlement Action Plans (RAPs)	29
3.2.3 Outputs of B3: Implementation of EMF and EMPs	36
3.3 Outputs of Component C: Construction Supervision, Project Monitoring and Evaluation and Coastal Zone Monitoring	40
3.3.1 Outputs of C1: Detailed Design and Construction Supervision of Package 01	40
3.3.2 Outputs of C1: Detailed Design and Construction Supervision of Package 02	41
3.3.3 Outputs of C1: Detailed Design and Construction Supervision of Package 03	42
3.3.4 Outputs of C2: Third Party Monitoring and Evaluation of Project.....	43
3.3.5 Outputs of C3: Long-Term Monitoring, Research and Analysis of Bangladesh Coastal Zone	46
3.4 Outputs of Component D: Project Management, Technical Assistance, Training and Strategic Studies	46
3.4.1 Outputs of D1: Project Management Support and Audits.....	46
3.4.2 Outputs of D2: Technical Assistance and Training.....	49
3.4.3 Outputs of D3: Strategic Studies and Future Project Preparation.....	49
3.5 Outputs of Component E: Contingent Emergency Response	49

4.	KEY PERFORMANCE INDICATORS	50
5.	PLANS FOR THE NEXT TWO QUARTERS AND BEYOND	52
5.1	Planned Outputs for Component A: Rehabilitation and Improvement of Polders.....	52
5.1.1	Planned Outputs of A1: Rehabilitation and Improvement of Polders	52
5.1.2	Planned Output of A2: Afforestation	53
5.2	Planned Outputs of Component B: Implementation of Social and Environmental Management Frameworks and Plans	53
5.2.1	Planned Outputs of B1: Implementation of Social Action Plans.....	53
5.2.2	Planned Outputs of B2: Implementation of Social Management and Resettlement Policy Framework (SMRPF) and Resettlement Action Plans (RAPs)	53
5.2.3	Planned Outputs of B3: Implementation of EMF and EMPs.....	60
5.3	Planned Outputs of Component C: Construction Supervision, Project Monitoring and Evaluation and Coastal Zone Monitoring.....	61
5.3.1	Planned Outputs of C1: Detailed Design and Construction Supervision	61
5.3.2	Planned Outputs of C2: Third Party M&E Consultants	61
5.3.3	Planned Outputs of C3: Long-Term Monitoring, Research and Analysis of Bangladesh Coastal Zone	61
5.4	Planned Outputs of Component D: Project Management, Technical Assistance, Training and Strategic Studies	62
5.4.1	Planned Outputs of D1: Project Management Support and Audits.....	62
5.4.2	Planned Outputs of D2: Technical Assistance and Training.....	63
5.4.3	Planned Outputs of D3: Strategic Studies and Future Project Preparation.....	63
5.5	Planned Outputs of Component E: Contingent Emergency Response	63
6.	CONTRACTUAL, LEGAL AND ADMINISTRATIVE MATTERS	64
6.1	Works Contract W-01.....	64
6.2	Works Contract W-02.....	64
6.3	Works Contract W-03.....	64
6.4	DDCS&PMS Consultants Contract.....	64
6.5	Third Party M&E Consultants Contract.....	65
7.	ISSUES AND RECOMMENDATIONS	66
ANNEXES		A-1
	Annex 1 Map of the Project Area.....	A-1
	Annex 2: Basic Characteristics of the Project Polders as per PAD	A-2
	Annex 3: Overview of PMU Staff	A-3
	Annex 4 Project Input: Budget and Disbursements.....	A-5
	Annex 5 Project Input Procurement Status and Plans.....	A-7
	Annex 6 Governance Accountability and Action Plan.....	A-27
	Annex 7 Key Performance Indicators and Targets per PAD/DPP	A-33

List of Tables

TABLE 1: WORLD BANK DISBURSEMENTS TO CEIP-1	X
TABLE 2: REVENUE EXPENDITURES / INPUT COST UP TO 3 RD QUARTER OF FY 2017-18 (AS OF 31-MAR-18).....	4
TABLE 3: CAPITAL EXPENDITURES / OUTPUT COST AS OF 2 ND QUARTER OF FY 2017-18 (AS OF 31-DEC-17).....	5
TABLE 4: REVENUE-TO-CAPITAL EXPENDITURE DISBURSEMENT RATE FOR FY 2017-18	5
TABLE 5: WORLD BANK DISBURSEMENTS TO CEIP-1	6
TABLE 6: STATUS OF DEPLOYMENT OF MOST CRITICAL STAFF OF DDCS&PMS CONSULTANT	8
TABLE 7: DEPLOYMENT OF CONSULTANT’S RAP TEAM FIELD STAFF AS OF 31 MARCH 2018	9
TABLE 8: MANPOWER MOBILIZED BY PACKAGE 01 CONTRACTOR.....	11
TABLE 9: REQUIRED EQUIPMENT –ESTIMATE OF DDCS&PMSC PACKAGE 01.....	12
TABLE 10: EQUIPMENT DEPLOYED BY PACKAGE 01 CONTRACTOR AS OF 31 MARCH 2018	12
TABLE 11: MANPOWER MOBILIZED BY PACKAGE 02 CONTRACTOR	13
TABLE 12: EQUIPMENT REQUIREMENTS AND STATUS – PACKAGE 02	14
TABLE 13: EQUIPMENT DEPLOYED BY PACKAGE 02 CONTRACTOR AS OF 31 MARCH 2018	14
TABLE 14: M&E CONSULTANTS STAFF UTILIZATION AS OF 31 MARCH 2018 (MONTH 29 OF 60).....	15
TABLE 15: PROCUREMENT STATUS – CONSULTING FIRM SERVICES.....	16
TABLE 16: PROCUREMENT STATUS – INDIVIDUAL CONSULTANT SERVICES.....	17
TABLE 17: PROCUREMENT STATUS - WORKS	18
TABLE 18: PROCUREMENT STATUS - GOODS.....	18
TABLE 19: STATUS OF SITE OFFICES AND LABORATORIES.....	20
TABLE 20: NUMBER OF MANUAL AND AUTOMATED CC BLOCK MACHINES BY LOCATION	21
TABLE 21: PRE-CONSTRUCTION CROSS-SECTION SURVEY WORKS SUMMARY-31 MARCH 2018	21
TABLE 22: PACKAGE 01 PROGRESS ON EMBANKMENT RE-SECTIONING IN KMS.....	22
TABLE 23: PACKAGE 01 PROGRESS ON EMBANKMENT EARTHWORK IN M ³	22
TABLE 24: SUMMARY OF NUMBER OF HYDRAULIC STRUCTURES IN PROGRESS BY POLDER.....	22
TABLE 25: STATUS OF PACKAGE 01 DRAINAGE AND FLUSHING SLUICES UNDER CONSTRUCTION.....	23
TABLE 26: EXCAVATION/RE-EXCAVATION OF DRAINAGE CHANNELS IN M ³ AND RATIO LENGTH	24
TABLE 27: PACKAGE 01 BANK PROTECTION WORKS - PROGRESS COMPARED TO TARGET	24
TABLE 28: SLOPE PROTECTION WORKS - PROGRESS COMPARED TO TARGET	25
TABLE 29: PLANT-WISE PRODUCTION OF CC BLOCKS IN PACKAGE 01	26
TABLE 30: PACKAGE 01 CC BLOCK PRODUCTION	27
TABLE 31: NUMBER OF TITLED AND NON-TITLED ENTITIES (EXCLUDING TENANTS AND WAGE LABORERS) IN PACKAGE 01 POLDERS	29
TABLE 32: BREAKDOWN OF NON-TITLED EPs BY POLDER AND CATEGORY IN PACKAGE 01	29
TABLE 33: STATUS OF RELOCATION OF COMPENSATED EPs.....	30
TABLE 34: PAYMENTS TO TITLED EPs – PACKAGE 01.....	30
TABLE 35: SUMMARY PROGRESS OF LAP AND RAP IMPLEMENTATION – PACKAGE 01	30
TABLE 36: LAND REQUIREMENT FOR PACKAGE-01.....	31
TABLE 37: STATUS OF LAND ACQUISITION – PACKAGE 01	31
TABLE 38: FOCUS GROUP FORMATION AND NUMBER OF MEETINGS-PACKAGE 01.....	32
TABLE 39: STATUS OF LAND ACQUISITION – PACKAGE 02	34
TABLE 40: NUMBER OF EP HOUSEHOLDS – PACKAGE 02	35
TABLE 41: FOCUS GROUP FORMATION AND MEETINGS-PACKAGE 02	35
TABLE 42: PROJECT-AFFECTED RAKHINE PEOPLE.....	35
TABLE 43: STATUS OF ID PREPARATION FOR EPs OF PACKAGE 02	36
TABLE 44: STATUS OF EIA PREPARATION	37
TABLE 45: ENVIRONMENTAL TRAINING OF CONTRACTOR EXPATRIATE AND LOCAL WORKERS - PACKAGE W-01 DURING JANUARY- MARCH 2018.....	38

TABLE 46: ENVIRONMENTAL TRAINING CONDUCTED BY DDSC & PMS CONSULTANTS AND PMU FOR CONTRACTOR PACKAGE W-02	39
TABLE 47: AFFORESTATION TARGETS	40
TABLE 48: STATUS OF DESIGN FOR PACKAGE 02	41
TABLE 49: STATUS OF DESIGN FOR PACKAGE 03	42
TABLE 50: M&E ACHIEVEMENT VERSUS PLAN.....	43
TABLE 51: STATUS OF PMU INSTITUTIONAL SETUP.....	46
TABLE 52: STATUS OF FINANCIAL MANAGEMENT ARRANGEMENTS	47
TABLE 53: SUMMARY STATUS OF KEY PERFORMANCE INDICATORS PER PAD/DPP.....	50

List of Figures

FIGURE 1: ACTUAL AND PROJECTED DISBURSEMENTS BY PROJECT COMPARED TO PLAN.....	6
FIGURE 2: CEIP-1 PROJECT ORGANIZATION CHART PER PAD	7
FIGURE 3: COMPARISON OF EQUIPMENT AVAILABLE AND REQUIRED – PACKAGE 01	13
FIGURE 4: COMPARISON OF EQUIPMENT AVAILABLE AND REQUIRED – PACKAGE 02	14
FIGURE 5: CUMULATIVE GRIEVANCES – PACKAGE 01.....	33
FIGURE 6: M&E CONSULTANTS PARTIAL WORK PLAN – COVERING NOV 2015-DEC 2018.....	45
FIGURE 7: PLAN OF ACTION FOR RAP/LAP PACKAGE- 1 (CEIP-1), 2017-2018	56
FIGURE 8: PLAN OF ACTION FOR RAP/LAP PACKAGE- 2 (CEIP-1), 2017-2018	58
FIGURE 9: PLAN OF ACTION FOR RAP/LAP PACKAGE- 3 (CEIP-1), 2017-2018	59

Quarterly Progress Report No. 10 January-March 2018

EXECUTIVE SUMMARY

Introduction

This Quarterly Progress Report (QPR) presents the status of project inputs and outputs and provides information on the activities, processes, accomplishments, constraints, issues and recommendations for the October-December 2017 quarter. It covers all consultancies and contracts of the Project and thus is a consolidated progress report.

The QPRs are intended to provide the Project Director, Project Steering Committee (PSC) and World Bank with information on emerging issues as well as a record of the project as it evolved through the last quarter. It is intended to also show the plans for the project overall, and specifically the next two quarters and to report progress against the respective targets. Should delay occur the report aims to alert as to the potential impact which such delay may have on the project schedule overall. The report consolidates the individual reports of several implementing partners under the project. These partners will present their own data. In general such data would be incorporated as it was reported and the PMU and the M&E team may also verify data independently.

The Executive Summary contains the following sections:

- Summary of Achievements during the Quarter
- Issues and Recommendations
- Summary of Plans for Next Two Quarters

Summary of Achievements during the Quarter

Disbursements by the Project

As of March 2018 the Loan had become effective for 55 months. According to the IMED reports prepared by PMU, total disbursement by the project to date is as follows:

- US\$59.87 million, or 15.6% of total project cost

A total of \$44.30 million is projected to be disbursed during the current FY 2017/18 (adjusted downward mid-year from an original \$49.52 million) broken down as \$36.30 m from the IDA credit and \$8.0 m from the PPCR Trust Fund. The pace of expenditure by the project is expected to improve and may catch up with the plan by March 2020 if the additional bank protection works are undertaken. See Figure ES-1.

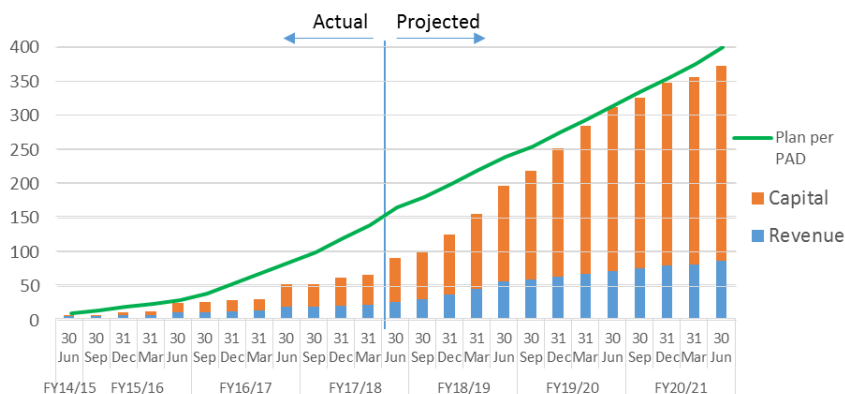


Figure ES- 1: Actual and Projected Disbursements by Project Compared to Plan as of 31 March 2018 (USD mio)

Annex 4 provides further details on the status on Finance and Disbursements by the Project.

Disbursements from the World Bank to the Project

Cumulative figures of disbursements from the World Bank (and PPCR) to the BWDB appear below, converted from BDT to USD at a rate of 79 BDT per USD.

Disbursements to the Project stand at 18.1% of the total amount which is unchanged from the prior quarter, but up from 13.8% on 30 June 2017. The total disbursed to date is \$72.571 million comprised of IDA Credit US\$52.571 million + TF PPCR US\$ 20.000 million. It is estimated that at least \$25 million in additional requests for withdrawal will be made by the Project during the last quarter of the July 2017-June 2018 fiscal year (additional 6% of the project budget). Disbursements are expected to pick up considerably with the submission and payment of IPCs at year-end.

Table 1: World Bank Disbursements to CEIP-1

Cumulative as of Given Date	IDA Credit (USD million)	PPCR Grant (USD million)	Total (USD million)	As % of Total Project Cost
31 Mar 2018	52.571	20.000	72.571	18.1%
31 Dec 2017	52.571	20.000	72.571	18.1%
30 Sep 2017	38.481	20.000	58.481	14.6%
30 June 2017	38.481	16.876	55.357	13.8%
30 June 2016	17.215	8.608	25.823	6.5%

Project Rating – Moderately Satisfactory

The disbursement target for 2015/16 year was not met and consequently the implementation performance was downgraded during the mid-term review in January 2017 from *Satisfactory* to *Moderately Satisfactory*. During the 2016/17 year, the signing of the contract for Works Package 02 was delayed during discussion with the World Bank on how to deal contractually with the anticipated shortfall in budget for land acquisition which put a further drag on the pace of disbursements.

Institutional Arrangements

The PMU is staffed with qualified and dedicated professionals, and most key positions have been filled or are in advanced stage of procurement. Of 17 individual consultants, 13 are in place (one of these hired during the quarter), one consultant (Communications Officer) will be in place in the upcoming quarter (draft contract signed 10 April 2018) and CVs for three IPOEs were submitted in January 2018 and are under evaluation.

Procurement

Key procurement activities undertaken during the quarter include:

- Consultancy for Social Afforestation and Social Action Plan (including WMOs) - DCs have given NGO nominations for all five of the packages, but in the case of Patuakhali District only one nomination was provided so additional NGO nominations are awaited in that district. Thus NGO qualifications are under evaluation for four of the five packages.
- Negotiation continued for the Consultancy for Long-Term Monitoring, Research and Analysis of Bangladesh Coastal Zone Evaluation after commencing on 17 April 2016. In addition to budget concerns, some tax issues arose and have now been resolved. Final discussions were underway during the quarter and subsequently, on 29 January 2018, negotiations concluded with the signing of a draft contract which was forwarded to the World Bank that day. The

World Bank provided No Objection on 28 March 2018 subject to some observations, which were relayed to the Consultants. The Consultants are to respond.

- A contract was signed with the selected PMU Communications Officer on 28 March 2017, but he withdrew almost immediately citing personal reasons. Re-solicitation of CVs took place and candidate evaluation completed as of 30 September 2017. World Bank gave NOL on 19 October. PMU negotiated with the first-ranked candidate and signed a draft contract, but he also withdrew. The 2nd ranked candidate was invited for contract negotiation on 14 March 2018, but did not attend. After obtaining WB NOL, PMU negotiated and signed a draft contract with the third-ranked candidate on 10 April 2018.
- Only 1-2 CVs were received by 14 September 2017 for each of the three vacant IPOE positions. The Proposal Evaluation Committee (PEC) recommended a re-solicitation and World Bank concurred. The new deadline for fresh REOs was 15 January 2018 and CVs are currently under evaluation.

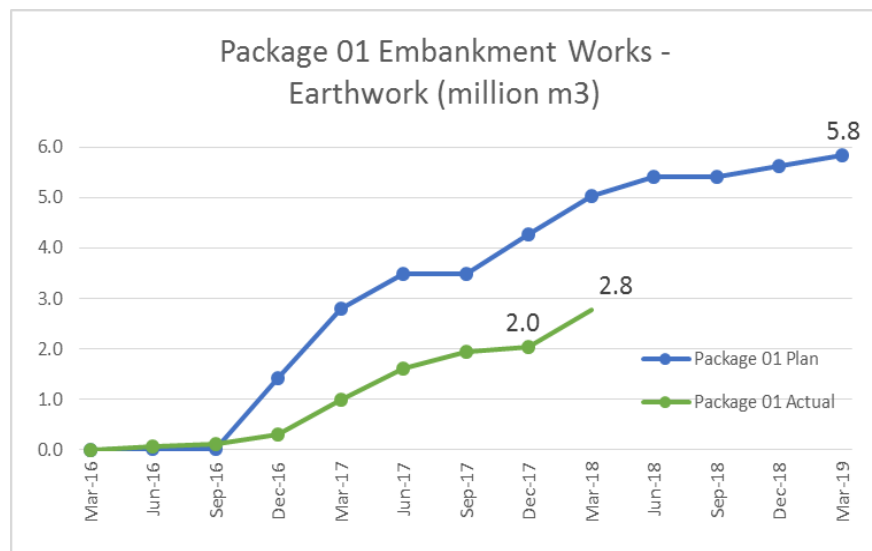
Works – Contract 01

Contractor: CHWE (China)
 Contract Signature Date: 01 November 2015
 Notice to Commence: 26 January 2016
 Contract Duration: 36-months to 25 January 2019

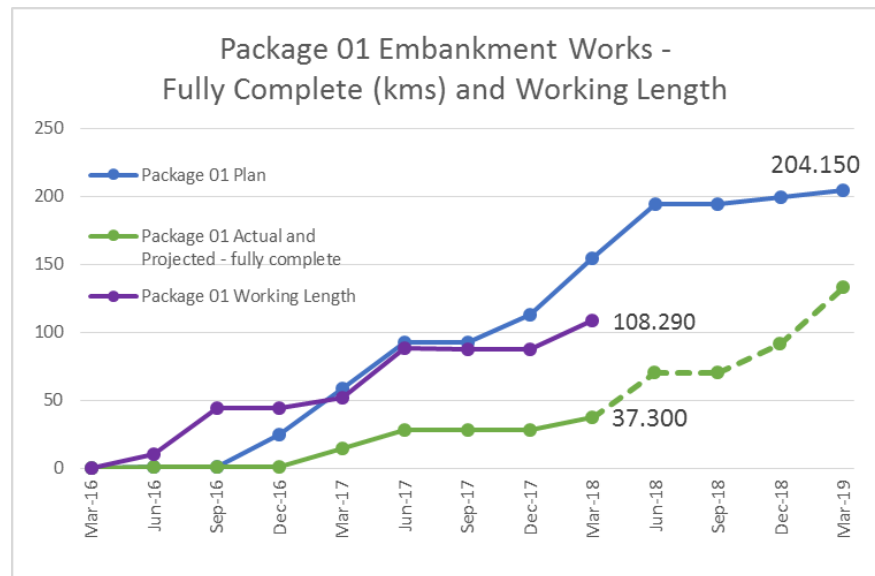
Mobilization and physical progress has been slow, yet it is slowly improving. As of March 2018, 26 months of this 36-month contract period have elapsed, or 72% of the time. Works overall stand at 34.6% complete by the Consultant’s calculation and 41% complete by the Contractor’s own reckoning. The Contractor has eventually (with some delay) mobilized a bit more than the quantum of equipment estimated to be required at the commencement of the contract, but improved planning and management is needed along with some more equipment in order to catch up. The Contractor clearly will not manage to achieve the FY 2017/2018 work program they committed to in the meeting of 12 November 2017 with the Ministry of Water Resources and the World Bank, meaning that they would reach progress of about 65% by the end of June 2018.

In an earlier quarter, the Package 01 Contractor has submitted a proposal for extension of time and increase of cost, which has not been entertained by the supervision consultant (The Engineer, under FIDIC). Some discussion in this regard and with respect to a realistic revised Work Programme is underway.

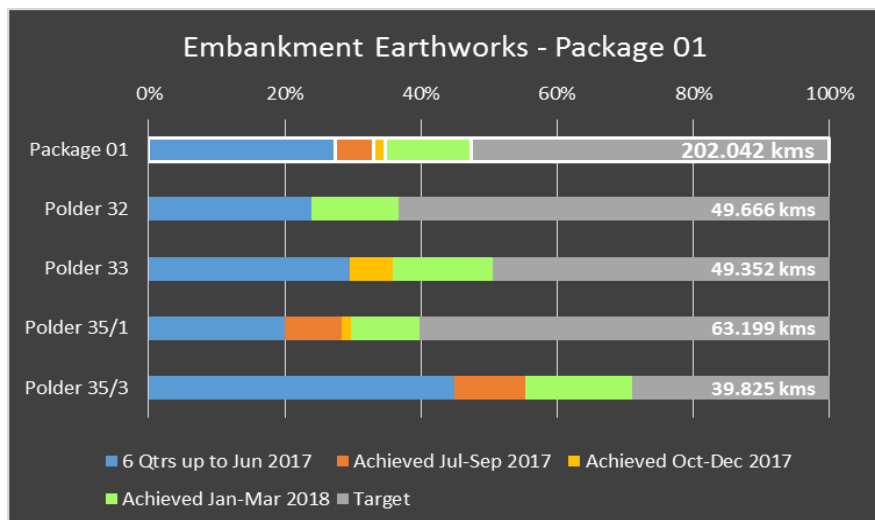
Physical progress as of March 2018 is shown in the figures which follow, comparing it to the status of previous quarters. Embankment works stand at 48% complete in terms of cubic meters of earthwork up from 29% in December 2017, which is a remarkable level of progress.



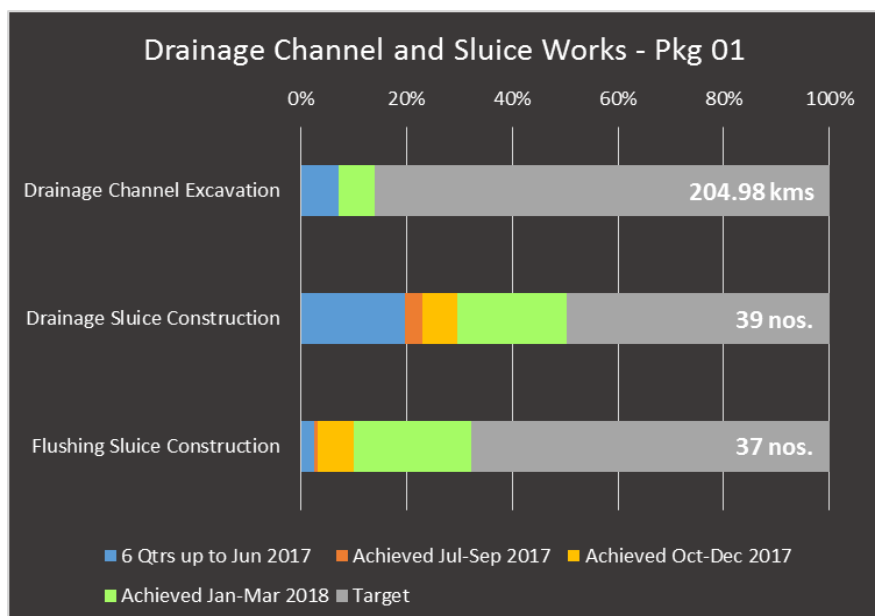
The working length of embankments as of 31 March 2018 stands at 108.290 kms of which 37.300 are fully completed. This compares to the December 2017 level of 87.225 kms working length of which 27.860 kms were fully completed.



While Package 01 embankment earthworks have achieved 49% progress in cubic meter terms, there is variability across polders. Polder 35/3 is the furthest advanced at 71% complete, then Polder 33 at 50% complete and Polders 32 and 35/1 approaching 40%.

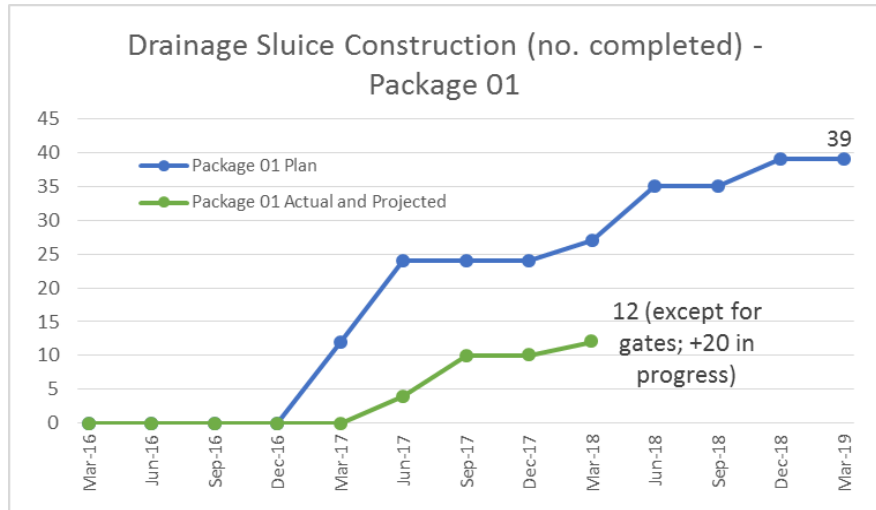


The progress on drainage channels and sluice works is calculated by summing the percent completion on all such works.

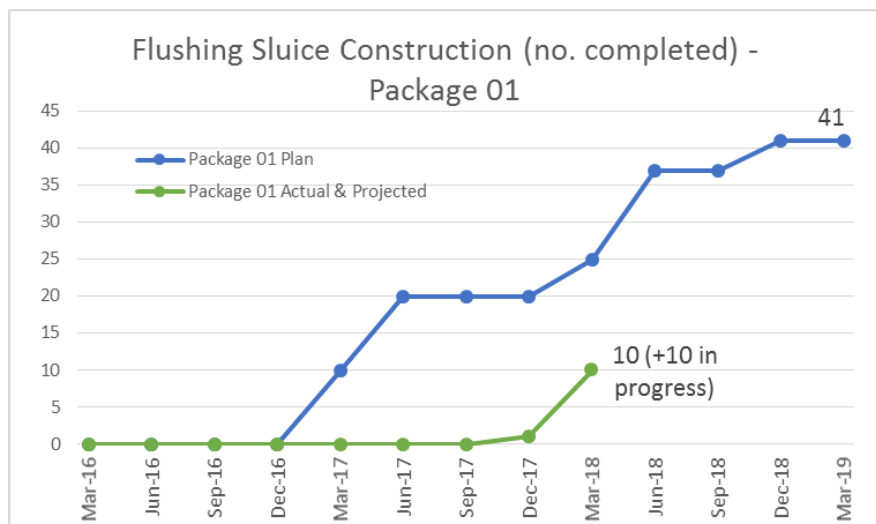


Drainage channel work is 14% complete and 7% was completed during the current quarter. Drainage sluice construction stands at 50% complete and 21% was completed this quarter. Flushing sluice work is 32% complete and 22% done this quarter.

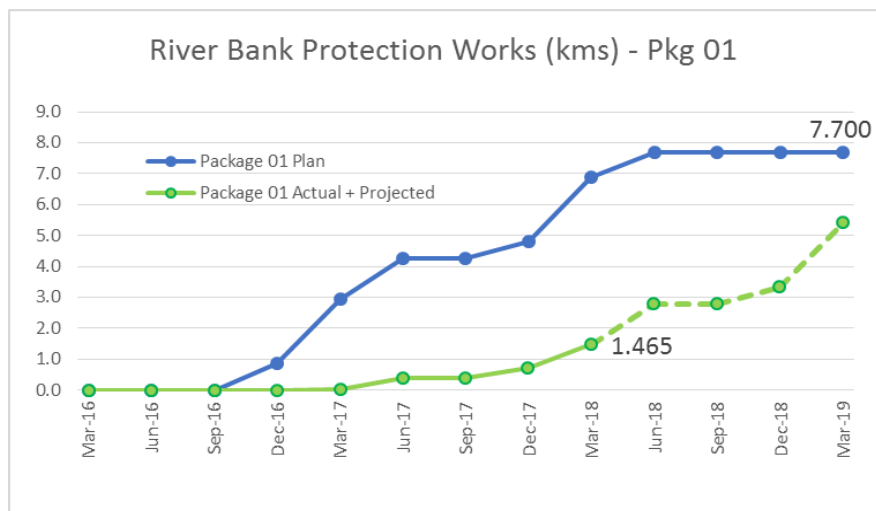
The contractor is working on 32 drainage sluices with 12 essentially complete (excluding gates and CC blocks). This is up from 29 and 10 respectively in the prior quarter.



The contractor is working on 20 flushing sluices with 10 essentially complete. This is up dramatically from 16 and 1 respectively in the prior quarter.



Bank protection works stood at 1.465 kms out of 7.700 kms to be done. This is up from 0.707 in the previous quarter.

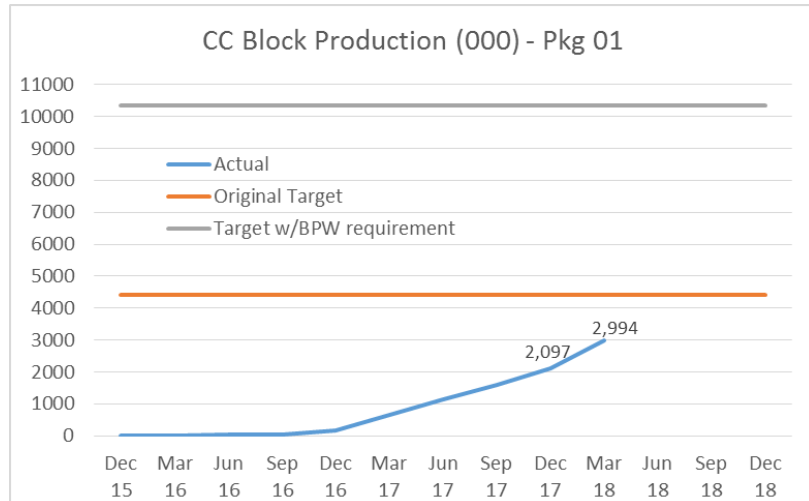


Slope protection works stood at 0.811 kms out of 21.980, but this work is necessarily scheduled later in the project period as embankment works are completed. This is up from 0.149 kms in the previous quarter.

CC block production stands as follows:

31 Mar 2018	2.994 million
31 Dec 2017	2.097 million
30 Sep 2017	1.586 million
30 June 2017	1.140 million

This is a welcome increase in the production rate, but still inadequate. Current production reached is 28.6 percent of the more the more than 10.3 million¹ that must be produced or a production



achievement of 8.7% of total requirement this quarter compared to 4.9% in the prior quarter. If the production continues at the rate of the most recent quarter, an additional 24 months will be required to reach the required quantity of blocks (March 2020). If, on the other hand, the production efficiency increases from the current 33-37% level up to 90% and all 7 plants come into operation (rather than the 5 currently operating), then the required quantity can be produced by March 2019. This is still past the contract period.

Works – Contract 02

Contractor:	CICO (China)
Contract Signature Date:	08 March 2017
Notice to Commence:	12 July 2017
Contract Duration:	42 months

Contractor continued the process of mobilizing; required staff have been deployed and a substantial percentage of required equipment is now in place. Pre-construction survey works and campsite and CC block manufacturing site construction are underway and progressing well. Emergency works were undertaken in two locations. Drainage sluice work is underway at one site in Polder 39/2C while three flushing sluices have been started in Polder 41/1 and two in Polder 47/2.

As the Package 02 Contractor is still largely in mobilization phase, physical progress as of 31 March 2018 is estimated at 1.8%. The Contractor believed they could achieve about 20% progress by 30 June 2018 as per the Work Program presented at the MoWR meeting of 12 November 2017, but this was excessively optimistic.

Design and Supervision

The Consultants for a) Detailed Engineering Design and Construction Supervision for remaining Polders, b) Project Management Support, c) Preparation of EIA of remaining Polders and d) RAP (hereafter DDCS&PMSC) have been in place since January 2015 and have been carrying on their work diligently. The DDCS&PMSC is comprised of Royal HaskoningDHV in association with DevCon/KMC/CEGIS, DPM, IWM and DHI.

All detailed designs have been completed for package 01 works in earlier quarters, based on modeling that determined the design parameters as well as geotechnical surveys and investigations.

¹ The number of CC blocks that must be produced for bank protection works may see a decline since some of the sections specified in the contract are being reduced or dropped due to changing conditions. Potentially, this will be offset by an increase due to the possible addition of new sections.



Revisions are being made as needed based on field conditions. The Consultants also oversaw the survey and design work undertaken by the Works Contractor for Package 01.

The detailed working designs for all Package 02 embankment, drainage channel, drainage sluice, flushing sluice, riverbank protection and slope protection designs have been completed by the DDSC&PMS Consultants and approved by BWDB Design Circle, with the approval of the 70th flushing sluice design during this quarter. Design work was completed in the current quarter for the flood wall and design approval is still required for the flood wall and for the 8 closures.

The design of package 03 polders commenced during the July-September 2016 quarter and stands at about 25% complete as of 31 March 2018, essentially unchanged in the last one year.

Sl	Item	Package 03 Target	31 Dec 17		31 Mar 17	
			Designed	Approved	Designed	Approved
1	Embankment (kms)	210.25	210.25	0	210.25	0
2	Drainage Channel (kms)	167.37	0	0	0	0
3	Drainage Sluice (no.)	52	27	0	27	0
4	Flushing Sluice (no.)	36	0	0	0	0
5	Riverbank Protection (kms)	1.65	0	0	0	0
6	Embankment Slope (kms)	15.30	0	0	0	0

Environment

Supplemental EIAs for Additional River Bank Protection Works

These supplemental EIAs were submitted in May 2017 and comments received from the World Bank in the prior quarter are still under review by the DDSC&PMS Consultants. Pending decision for additional financing may delay finalizing of EIA.

Package 01

The Contractor for Package 01 has prepared their Environmental Action Plan with the close guidance of DDSC&PMSC and World Bank. The revised EAP has been approved by the WB in an earlier quarter and it is useful for action planning and site-specific monitoring. In the current quarter, the DDSC&PMS Consultant is reviewing the updated EAPs submitted by the Contractor with input of PMU and M&E Consultants. They are considered living documents and need periodic updating and review. The Contractor is also submitting completed environmental checklists to DDSC&PMSC twice monthly. A total of 194 training events were conducted and 4,154 participants (staff and workers, allowing for multiple counting of individuals trained more than once) have received environment, health and safety training by the Package 01 Contractor this quarter.

Package 02

The Contractor for Package 02 has prepared their Environmental and Social Management Plans which have been approved provisionally by the DDSC&PMSC in mid-2017. These have been updated with greater specifics since the campsites and manufacturing sites have been identified and layout plans developed. They continue under review by the DDSC&PMS Consultants with input of PMU and M&E Consultants.

Package 03

EIAs for the seven Package 03 polders are in the process of being finalized by the DDSC&PMSC based on the comments received on the model EIA developed polder (34/3). The model is to take into account environmental enhancement measures, reporting on consultations, and other aspects as agreed with the WB and IPOE.

2nd Annual Environmental Audit

The M&E Consultants conducted the Annual Environmental Audit and submitted the audit report on 7 February 2018 as required. Environmental compliance is showing a positive trend.

Bi-Annual Environmental Monitoring Report

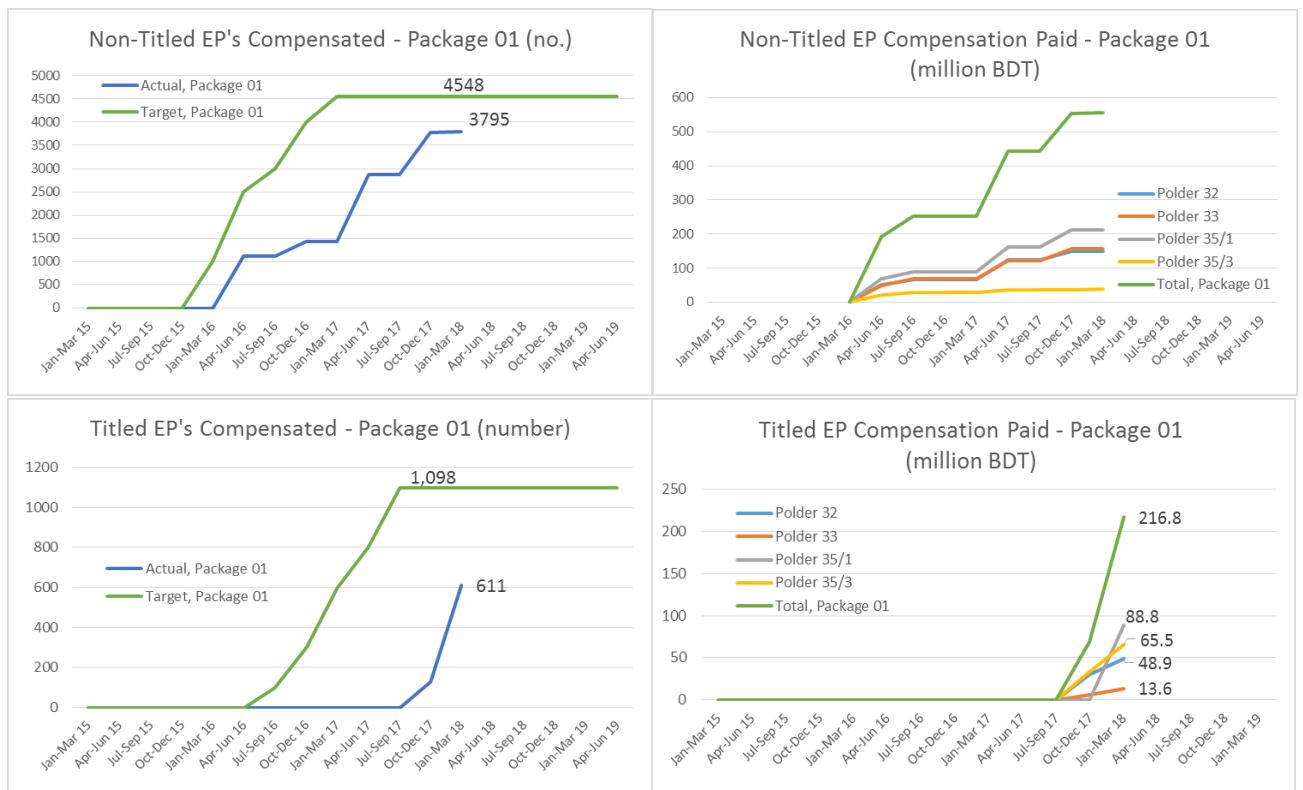
This report was prepared through a close collaboration of DDCS&PMS Consultants, PMU and M&E Consultants and submitted on 31 January 2018.

RAP/LAP Preparation and Implementation

Status and key accomplishments during the quarter are:

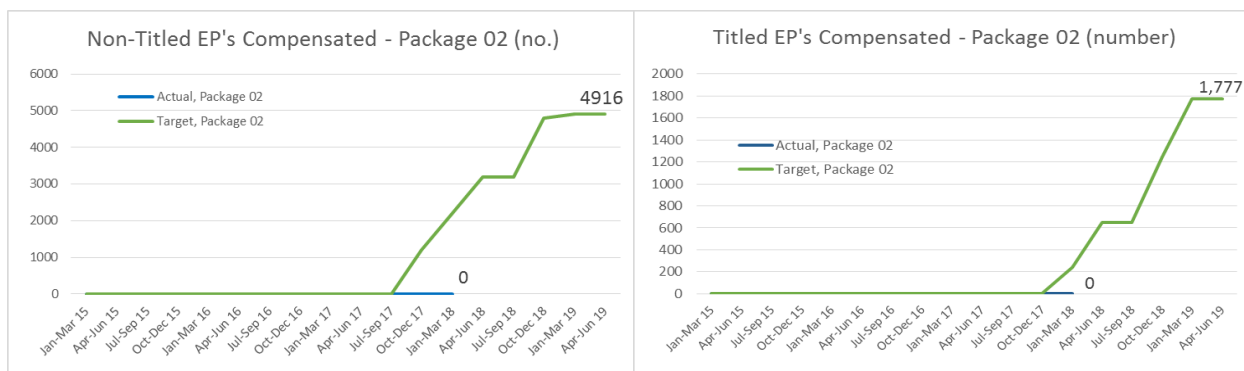
Package 01

- An additional 481 titled landholders were compensated for their land during the quarter, bringing the number to 611 EPs, for a total payment of BDT 216,780,657 (up from BDT 69 million).
- To date, 134 grievances have been raised with 20 resolved on the spot and 114 resolved by GRC. There are reportedly no grievances pending.
- Notice was issued under section 7 for polder 35/1 on 24 January 2018, completing this process for Package 01. Possession of titled land has been given except for 5.87 ha in Polder 33 and 9.86 ha in Polder 35/1 which are still under process as per new Land Acquisition Act.
- 83.4% of the non-titled EPs have been compensated to date and 95% of these have vacated the right-of-way (ROW) as of 31 March 2018 (up from 80% in 31 December 2017). This means that 79% of non-titled EPs have vacated the ROW (up from 66% in the prior quarter).
- Amount of compensation paid to non-titled EPs so far is BDT 556,582,720 up from BDT 553,989,555 and the number of EPs compensated is 3795 up from 3748 out of 4548 total.



Package 02

- LAP for Polder 43/2C approved by DLAC on 14 March 2018 and LAPs for Polders 40/2 and 41/1 approved by MOL on 13 March 2018. All LA proposals have now been approved by DLAC and three of six by MOL.
- Unit rates have been fixed by PAVC for Polders 40/2, 41/1, 47/2 and 48.
- As of the prior quarter, all PAVCs have been formed.
- No disbursements for non-titled EPs or for land acquisition



Monitoring and Evaluation

Key accomplishments January-March 2018 include:

- Participated in the World Bank/PMU meetings – e.g., Social Safeguards meeting in January, WB Technical Meeting and WB Strategy meeting in February.
- Organized and commenced the second round Baseline Survey for Package 02 households and mid-line survey for Package 01 households covering general population, PAHs and comparison households.
- Conducted the 2nd Annual Environmental Audit and submitted the report.
- Provided coordination, drafting and content editing of the Bi-Annual Environmental Monitoring Report #4.
- Undertook review of Package 03 EIAs.
- Prepared the 9th Quarterly Progress Report
- Made field visits for monitoring of implementation, safeguards compliance and consultation with PAPs.
- Advanced the development of the web-based PMIS and presented it to a combined PMU and DDSCS&PMS Consultant working group obtaining valuable and constructive comments.
- Contributed to the preparation of elements of the proposed revised DPP.

Administration

In the prior quarter, a draft DPP proposal was submitted to the World Bank through ERD focusing on the re-allocation of Package 03 budget to cover additional Bank Protection Works and Land Acquisition fund shortfall. This proposal was being revised during the quarter.

Issues and Recommendations

New Issues

There are no new issues, but many pending issues from prior quarters and these are described in the next sections. We have one “early warning” noted below.



Early Warning – Package 02 Contractor physical progress shows weakness.

Status:

The Contractor for Package 02 received notice to commence on 12 July 2017. After three quarters, most of the equipment has arrived and camp sites and CC block manufacturing sites are nearing completion. One drainage sluice and five flushing sluices are in progress. No embankment works are underway as of 31 March 2017, except for some dumping of soil in preparation for works.

Analysis:

- Comparing to Package 01 Contractor's progress three quarters after their mobilization, the Contractor for Package 02 is doing slightly better with respect to structures, but worse with respect to CC block production and embankment works. At this point in their contract, the Package 01 Contractor had completed 0.810 kms of embankment works and commenced work on another 9.556 kms compared to zero for the Package 02 Contractor.

Recommendation:

- DDCS&PMS Consultants to obtain updated resource-based detailed modular planning from the Contractor and review resource requirements.
- Package 02 Contractor's senior management must continue to be engaged by DDCS&PMS Consultant and PMU.

Red Flag Issues Unresolved from Prior Quarters

All of the "red flag" issues – new and old – are both urgent and important and they must be pursued in parallel.

The most urgent of these from prior quarters are:

- The progress of works is the most critical issue since the Package 01 works will clearly not be completed on time.
- The issue of key staff replacement and effective coverage of the DDCS&PMS Consultant's contractual responsibilities. There is a gap in this respect.
- The River Bank Protection Works are also important as the project's objectives would be defeated in those polders where such works are required. Funding must be allocated and the engineering design should be subjected to value engineering analysis.
- The resettlement and land acquisition processes are also particularly worrisome, given the length of time it is taking on Package 01 so far. While the first RAP was prepared in 2015, it took almost one year to make the first payment to non-titled EPs and payments to the actual landowners has only started in the 2017/2018 fiscal year even though PMU has deposited funds with the DCs over 18 months earlier. Currently, it is projected that payments to the last of the non-titled EPs in Package 01 will likely be completed around June 2018 and then the EPs are given 30 days to move. Possession of land has been transferred to BWDB for all 4 Package 01 polders, but the title-holders must be compensated, or donate their land, before it can be used.
- Budget for land acquisition and additional bank protection works must be allocated as quickly as possible. A decision must be made on whether to continue to include Package 03 in CEIP-1 and a revised DPP needs to be prepared and vetted in principle with the World Bank so that the project can proceed. The funding constraints are quickly becoming binding.

The issues bulleted below represent the full list of most critical among the issues remaining unresolved. The numbering scheme relates to the quarterly report in which the issue was first raised, followed by the serial number of the issue in that report.

- **R** Issue QPR9-1: **Functionality of PAVCs, PRACs and GRCs is At Risk.** Simply due to the lack of honoraria or allowance, committees that are critical to the Project are not fully functional and are at risk of losing the interest of participants. Participation in these committees represents additional duty and requires extra effort and expense for travel, which is not compensated. Since the World Bank will not cover additional payments to government employees and since it is the practice of GoB to pay honorarium for such service, it is recommended that the GoB consider including its own funds for such purpose in the revised DPP.
- **R** Issue QPR8-1: **Package 01 Work Program is not credible without the underpinning detail.** As recommended, the DDCS&PMS Consultant has assisted the Package 01 contractor to build up their work plan from detailed plans and is now reported to be using these plans to monitor progress and address delays on a weekly basis. This will be checked in the field, however, the revised overall Package 01 detailed Work Program has still not been approved due to its time and cost issues.
- **R** Issue QPR7-1: **Absence of Supervision Consultant's Top Three Key Staff** - Team Leader and Resident Engineers for Package 01 and 02. While the Team Leader issue has been solved temporarily with an interim appointment until May 2018 and the impending approval of the permanent replacement, the two REs for Packages 01 and 02 have not been in place during the entire construction season. Candidates for the two REs were submitted in November 2017 and they were accepted. However, neither of these candidates could be mobilized. New candidates have been submitted for Client's consideration. The one for Package 02 was rejected while the RE Package 01 candidate's CV is being considered.
- **R** Issue QPR6-1: **River Bank Protection Works Need Urgent Attention and Additional Resources.** Some of these works are already foreseen and budgeted in Works Package 01 and 02, but additional BPW with estimated cost of about \$80m are reported to be needed in the ten polders as well. An economic analysis should be undertaken to examine best options, source of funds to be arranged and procurement to proceed on an urgent basis. The World Bank deployed an engineer to view the physical location of the sites requiring protection in November 2017 and has stated that a review of options and economic analysis is to be done. A reconnaissance survey was undertaken by the DDCS&PMS Consultants in April 2018 to update and screen priority sites.
- **R** Issue QPR6-2: **Engineer Needs to Deploy Additional Site Staff** now that the Package 02 Contractor is mobilizing. - The DDCS&PMS Consultants have submitted a request for budget re-allocation for this purpose to the PMU and the way forward must be agreed quickly so there is adequate supervision in place. This is still pending with BWDB.
- **R** Issue QPR5-1: **Specifications Need Heightened Attention** - In Particular Specifications 9.1 to 9.5 Dewatering of Subsurface and Surface Water. Some improvement is now noted and Engineer must monitor closely.

- **R** Issue QPR4-1: **Land Acquisition Cost Has Increased Dramatically.** World Bank and GoB to consider and formally agree on the budget re-appropriation and financing to meet the increased land acquisition costs. World Bank has stated during the January 2017 MTR that it could consider increasing the financing for LA Costs when disbursements increase substantially. BWDB has prepared a draft revised DPP proposal which allocates GoB financing for land acquisition.
- **R** Issue QPR4-4: **Livelihood Restoration Program Needs Attention.** No training needs assessment has been done and no training delivered to date.
- **R** Issue QPR3-2: **Equipment Mobilized on Contract W-01 is Inadequate.** The equipment numbers have now reached or surpassed the Engineer's recommendation, but given the need for the Contractor to catch up (only at about 35% of works are completed while 26 of 36 months has elapsed) still more equipment was determined to be needed. The current 2017/2018 construction season works pace has improved substantially, but not sufficiently to complete the project on time.
- **R** Issue QPR2-2: **DPP (GoB Authorizing Document) and Loan Agreement Amount Requires Amendment** to Accommodate Cost Increases in estimated cost of works, land acquisition and consulting services (and change in the USD/SDR Exchange Rate). This process takes as long as one year. In September 2017, the BWDB submitted a draft proposal for DPP revision to the World Bank through ERD focused on the additional riverbank protection works and the funding for land acquisition. Any DPP revision will have to include all cost adjustments needed. The draft DPP proposal is currently under revision by BWDB.
- **R** Issue QPR2-10: **Capacity Building and Independent Advice Needed for PMU/BWDB in FIDIC and Contract/Claims Management.** While these competencies are not expected of the PMU since the Engineer has been hired for this purpose, such training and advice would benefit the Project and the BWDB. The World Bank has provided a useful one-day orientation in 2016 followed by another in April 2018, but more is needed.
- **R** Issue QPR1-4: **LAP and RAP and the compensation payments must be expedited so that work sites can be handed over to the Contractor.** As of 31 March 2018, compensation to non-titled EPs stands at 83% of compensated EPs for Package 01 and 95% of this number have vacated their premises (thus 79% of all non-titled EPs). This is good progress, but it spanned 18 months. Now 611 titled land-holders out of a total of 1098 in Package 01 have been compensated. While the scattered, non-contiguous encumbrance free stretches of embankment may have been a constraint initially, they are much less an issue now. Efforts must be made to avoid this type of problem in Package 02.
- **R** Issue QPR1-5: **Recruitment of NGOs and Consultants:** According to the policy of the GoB, work on WMO formation should begin prior to commencement of civil works so that users are consulted during implementation of the project and to ensure ownership and commitment to effective O&M. Procurement Evaluation Committee (PEC) has decided to solicit fresh EOIs in its meeting of 28 March 2017 due to the addition of an IPM component at the suggestion of the WB and the length of time since the original call for EOIs (November 2014). Currently, lists of NGOs have been provided by DCs for 4 of the 5 packages and the NGO qualifications are under review.

Status of All Issues Raised in Prior Quarters

All the issues from the prior Quarterly Progress Reports – whether red flag issues or otherwise – are summarized in the chapter on Issues along with the current status of implementation of recommendations.

Summary of Plans for the Next Two Quarters**Finance and Administration:**

- Additional disbursement will be requested from the World Bank.
- Revised DPP will be further discussed with a view to reprogramming and increasing funding level to address priority and global requirements of CEIP-1.
- Budget-neutral reallocation expected to be finalized for DDCS&PMS Consultants and M&E Consultants.

Procurement:

- For Package 03, the design, RAP/LAP and tender document preparation will be completed.
- For the Long-Term Monitoring, Research and Analysis of Bangladesh Coastal Zone Consultancy, sign the contract with the first-ranked firm.
- For the Social Afforestation, Social Action Plan and WMO formation services, PMU will invite the top-ranked NGO to submit a proposal under Consultant Qualifications Selection mode of procurement and complete the evaluation.
- PMU will complete recruitment of the PMU Communications Officer and the three remaining IPoE experts.
- PMU will renew the contract of the IPoE chairman.
- TOR for the Consultancy Services for the Feasibility Studies and Preparation of Design for the next phases of CEIP will be developed.

Design:

Package 03 detailed design stands at 25% complete; work on the designs is expected to be completed during the next two quarters.

Works:**Package 01**

Sl	Activity	Contract Quantity	Done through June 2017		Done from July –Dec 2017		Done from Jul 2017-Mar 2018		Total Program for July 2017-June 2018	
			Full	Part	Full	Part	Full	Part	Full	Part
1	Embankment	200.85 kms	27.86	54.30	0	5.07	39.39	75.90	102.00	54.30
2	Drainage Channel excavation	167.21 kms	10.95	0				27.15	156.26	0
3	Drainage Sluice construction	39 nos.	0	11		3	11	21	21	11
4	Drainage Sluice repair	2 nos.	0	0					2	0
5	Flushing Sluice construction	37 nos.	0	2		4	10	12	16	2
6	Flushing Sluice repair	30 nos.	0	2					25	2
7	Slope protection	21.98 kms	0.20	0		0.37	0.77	8.73	15.00	0
8	River Bank protection	7.70 kms	0	0.40		0.36		2.85	4.00	0.40
9	Closure	1 no.	0	0				0	0	1

Package 02

The start of works is expected from January 2018.

SI	Activity	Contract Quantity	Done through June 2017		Done from July-Dec 2017		Done from Jul 2017-Mar 2018		Total Program for July 2017-June 2018	
			Full	Part	Full	Part	Full	Part	Full	Part
1	Embankment	209 kms	Nil as mobilizing	Nil as mobilizing	Nil	Nil			0	58
2	Drainage Channel excavation	188 kms					20	0		
3	Drainage Sluice construction	50 nos.					0	1	0	20
4	Drainage Sluice repair	6 nos.							0	0
5	Flushing Sluice construction	73 nos.					0	5	0	18
6	Flushing Sluice repair	8 nos.							0	0
7	Slope protection	9.5 kms							2	0
8	River Bank protection	5.40 kms							0	5.40
9	Closure	8 no.							0	0
10	Road Pavement on embankment and road crossing embankment	51 kms							0	0
11	RCC Flood Wall construction	17 kms							0	0

Construction Supervision:

The DDSC&PMSC will continue their focus on detailed planning with the Contractors to enable better monitoring to take place and more timely action on Contractor's part as delays will become apparent earlier. The S curves for Packages 01 and 02 appear at the end of the Executive Summary.

RAP/LAP:

The plans for RAP and LAP of Package 01 covering the next two quarters include:

- Issue notice under Section 3 for balance of Polder 33 (5.87 ha) and Polder 35/1 (9.86 ha).
- Complete the payment of compensation for all non-titled EPs by June 2018.
- Pro-actively facilitate the payment of compensation for land by DCs to an increased number of titled EPs.
- Program for development of strategy and action plan for settlement of pending land legacy issues with timetable.
- Program for development of database of land ownership and land taking under existing embankments with timetable.
- Ensure PRAC is functional and pro-actively supporting PAPs that will be displaced.

The plans for RAP and LAP of Package 02 covering the next two quarters include:

- For Polder 43/2C, 47/2 and 48, obtain MOL and PMO approval for LAP.
- Issue notice under sections 6 and 7 for all Package 02 polders.
- Start the payment of compensation for Package 02 EPs – both titled and non-titled.
- Ensure PAVC and GRC members are trained and convening for all polders of Package 02
- Ensure PRAC is functional and pro-actively supporting PAPs that will be displaced.

The plans for RAP and LAP of Package 03 covering the next two quarters include:

- Complete LAPs for all 7 polders. Alignment must be finalized for Polders 14/1 and 15 and then LAPs can be prepared for these two polders.

Environmental Safeguards:

EIAs for the seven polders of Package 03 will be completed using an updated model outline. The Bi-Annual Environmental Monitoring Report of J July 2018 will be prepared, EAPs and C-ESMPs updated, followed and monitored and environmental management and monitoring training

continued for the Package 01 and Package 02 contractors staff. Environmental Audit #3 covering January-December 2018 will be conducted by the M&E Consultants in January 2019 and findings report submitted by February 2019.

Monitoring and Evaluation:

The M&E Consultants are to prepare the 11th and 12th Quarterly Progress Reports, complete the second round Baseline Survey given the start-up of Package 02, prepare the Baseline Survey Report, conduct a Baseline Survey Results Workshop, improve on the beta version web-based PMIS, participate in preparing the Bi-Annual Environmental Monitoring Report, undertake the second Annual Environmental Audit, monitor the performance of CEIP-1 and provide M&E training. The M&E team will also participate in any ISR missions of the World Bank.

1. PROJECT BACKGROUND

After the implementation of CERP-II, Cyclone Sidr struck in 2007 and then Cyclone Aila in 2009, causing extensive damage and losses including loss of life. The Government of Bangladesh obtained a Credit of US\$ 375 million from the International Development Association (IDA) and a Grant of US\$ 25 million the Climate Investment Fund (CIF) to finance the cost of the Coastal Embankment Improvement Project-Phase I (CEIP-I).

The objective of the investment is to support the Government of Bangladesh's efforts to protect the population and their productive assets in the polders and strengthen the embankments' long-term durability through embankment heightening, improved drainage, and foreshore afforestation. The project aims at restoration of the agriculture sector within the polder areas and rehabilitation of infrastructure with designs of a climate resilient standard that can guard against both tidal flooding and frequent storm surges.

The project will pilot the mobilization of Water Management Organizations (WMOs) to provide coordination among the competing needs of various users and to ensure sustainability by assigning maintenance responsibility to the WMO.

The project will also provide long term monitoring of the coastal zone, technical assistance, and strategic studies and training to strengthen the role of the polder infrastructure in protection of human lives, physical assets, the environment and agricultural productivity.

Most importantly it will support the initial implementation of the first slice of a fifteen to twenty year program for polder scheme rehabilitation and upgrading. Given Bangladesh's high level of vulnerability to natural disasters and climate change, and the large population residing in the coastal zone, this project is vital to its development. A Map showing the Polders included under the Project is presented on the previous page. The basic characteristics of the polders included under the Project is presented in Annex 1.

	Key PDO Indicator	Target
1	Gross Area Protected	100,800 hectares
2	Direct Project Beneficiaries	760,000 people
3	Cropping Intensity	180%

The QPR covers the entire Project, with all components as presented below:

Component A - Rehabilitation and Improvement of Polders (US\$291 million).

Component A1: Rehabilitation and Improvement of Polders (US\$ 286 million). (US\$ 266 million from IDA Credit; 20 million Grant from PPCR). The reconstruction and rehabilitation works will be designed with improved standards so that protection is for both tidal flooding and frequent storm surges. Investments will include improving O&M systems improvements.

Component A2: Afforestation (US\$5 million). Afforestation is important as it provides protection from tidal flooding and storm surge. This will include:

- Planting selected mangrove and other salt tolerant species are planned on BWDB's on the riverside of the embankment.
- Planting a range of commercial wood, fruit and other shallow rooting social forestry tree species is proposed on the foreshore lower slopes of embankments.

Plantings would commence after resolving land ownership and competing land-use (fish and shrimp ponds, rice paddies, livestock grazing, settlement, etc.) issues and the completion of needed earthworks on the embankments.

Component B-Implementation of Social and Environmental Management Frameworks and Plans (US\$56 million).

Component B1: Implementation of Social Action Plans (US\$3 million). It is envisaged that this component, along with the social afforestation (Component A2) will be implemented through a well-established Non-Government Organization (NGO). Social mobilization is expected to last around two years. This will be piloted in 4-6 polders and follow an eight step process, as identified in the Guidelines for Integrated Planning for Sustainable Water Resources Management, published by BWDB in 2008. The objective is to enable participatory WMOs to become responsible for the operation and minor maintenance works of the polders under a memorandum of understanding with BWDB and enhance efficiency of local water management with their involvement. Should the participatory approach prove to be successful, it would be scaled up under the next phase of investments.

Component B2: Implementation of Social Management and Resettlement Policy Framework (SMRPF) and Resettlement Action Plans (RAPs) (US\$49 million). This component will finance:

- (i) the implementation of the RAP, including land acquisition and the resettlement and rehabilitation of PAPs,¹
- (ii) the development of a system to computerize land acquisition and resettlement data with Global Positioning System (GPS) reference,¹ and
- (iii) an independent institute to undertake surveys and verify field data in order to guard against improper targeting of beneficiaries and/or false delivery of benefits in case of RAP.

Component B3. Implementation of EMF and EMPs (US\$4 million). This component will finance:

- (i) the preparation of EIAs for all remaining polders;
- (ii) the implementation of the Environment Management Plan (EMP) and environmental mitigation and enhancement measures; and
- (iii) the establishment of an environmental monitoring system in BWDB.

Some of the items under EMP will be integrated with the civil works and included in the budget of Component A1.

Component C- Construction Supervision, Monitoring and Evaluation of Project and Coastal Zone Monitoring (US\$32 million)

Component C1: Detailed Design and Construction Supervision (US\$16 million). This component will cover consulting services for

- (i) surveys, designs of remaining polders to be included in the project (other than the 5 for which detailed designs have already been completed), and
 - (ii) Construction supervision of rehabilitation and improvement of coastal embankments.
- The component will also finance surveys required prior to construction work.

Component C2: Third Party Monitoring and Evaluation of Project (US\$4 million). This component will cover consulting services for continuously monitoring project activities and providing feedback to the government and the implementing agency on the project's performance. This includes supervising the implementation of the Governance and Accountability Action Plan (GAAP), EMP and RAP. This will be provided through third party assessment and monitoring of key aspects of project implementation.

Component C3: Long Term Monitoring, Research and Analysis of Bangladesh Coastal Zone (US\$12 million at appraisal, but \$8.5 million in DPP). (US\$7 million from IDA credit; US\$5 million Grant from PPCR).

The project will support a comprehensive monitoring and morphological assessment of the Bangladesh Delta by financing procurement of goods, services, and incremental operation costs including for advanced technology and equipment, high resolution remote sensing images etc. This work will be carried out by key institutions in Bangladesh in cooperation and twinning arrangements with international institutions and experts concerning specific topics.

Component D - Project Management, Technical Assistance, Training and Strategic Studies (US\$21 million).

Sub-Component D1: Project Management Unit (PMU) will be established and maintained and all necessary audit reports financed;

Sub-Component D2: Technical assistance and training will support the coordination and management of the PPCR at program level and provide institutional capacity building, technical assistance and training for BWDB.

Sub-Component D3: Strategic studies and future project preparation: whereby resources will be provided for needed strategic studies (including the continuous updating of the strategic polder assessment as well as all necessary preparatory studies for following phases of the CEIP.

Component E - Contingent Emergency Response: This component is included to enable a speedy response in the event of a serious calamity. It will enable quick re/allocation of funds for such event, but has no fund allocation at appraisal.

2. PROJECT INPUTS

2.1 Finance and Disbursements

Disbursements by the Project

Tables 1 and 2 present the Revenue/ Input Expenditure Data as well as Capital / Output Expenditure Data as of 31 March 2018. Revenue expenditures in the first three quarters of FY 2017/2018 were 38.6% of the planned expenditures for the current FY (column 8, last row), but this is a modestly better performance than one year earlier.

Cumulatively, revenue expenditures stand at 22.78% of the project budget for these expenditures (column 10, last row), up from 21.71% at the end of December 2017.

Table 2: Revenue Expenditures / Input Cost up to 3rd Quarter of FY 2017-18 (as of 31-Mar-18)

All BDT in Lakh Taka ("00,000)										
Services Package	Planned for		Progress				Achieved (%) of this FY against		Cum. achieved against the Total Project Cost	
	Total Project	FY 2017-18	Cum. upto last FY	This (3rd) Quarter of the FY	This FY		This FY's Plan	Total Project		
	BDT	BDT	BDT	BDT	BDT	US \$	%	%	%	
Rf #	1	2	3	4	5	6	7	8	9	10
1.	Implementation of SAP and EMP									
1.a	Resettlement / Compensation Payments other than Land Acquisition	26,918.60	3,500.00	4,479.20	26.93	1,112.33	1,408,013	31.8%	4.1%	20.77%
2.	Construction Supervision, M&E, Delta Monitoring									
2.a	Consultancy Services for Construction Supervision & Detailed Engineering Design of remaining 12 Polder under CEIP, Phase-1	13,659.28	2,248.16	5,862.33	568.64	1,077.65	1,364,114	47.9%	7.9%	50.81%
2.b	Third Party Monitoring & Evaluation (M&E) of overall project implementation, RAP & EMP	2,609.09	600.00	956.13	54.22	116.23	147,127	19.4%	4.5%	41.10%
2.c	Consultancy Service for Long term monitoring, research of Bangladesh Coastal Zone	6,709.09	-	-	-	-	-	--	-	-
3.	Project Management, TA, Training, Strategic Studies									
3.a	Project management support and audits	11,507.99	450.00	1,606.18	85.14	255.60	323,544	56.8%	2.2%	16.18%
4.	Overseas Training	745.45	99.19	203.19	9.39	99.19	125,557	100.0%	13.3%	40.56%
5.	Honorarium/ Fees/ Remuneration	30.00	2.65	6.03	0.95	0.95	1,203	35.8%	3.2%	23.27%
	Other Activities not yet undertaken	7,056.30	-	-	-	-	-	--	-	-
	Sub-total Revenue Component	69,235.80	6,900.00	13,113.06	745.27	2,661.95	3,369,558	38.58%	3.84%	22.78%

Source: IMED-05 report March, 2018 of CEIP-1

1 USD=79 BDT

As for capital expenditures, cumulatively, they are only 26.7% of the plan for the fiscal year 2017-2018 and 14.6% of the total budgeted for the project (last row of column 10). This is up from 16.97% and 13.8% respectively in the prior quarter.

Table 3: Capital Expenditures / Output Cost as of 2nd Quarter of FY 2017-18 (as of 31-Dec-17)

All BDT in Lakh Taka (**00,000)										
Goods & Works Package	Planned for		Progress				Achieved (%) of this FY against		Cum. achieved against the Total Project Cost	
	Total Project	FY 2017-18	Cum upto last FY	This (3rd) Quarter of the FY	This FY		This FY's Plan	Total Project		
	BDT	BDT	BDT	BDT	BDT	US \$	%	%	%	
Rf #	1	2	3	4	5	6	7	8	9	10
1.a	Equipment and goods under Comp. B, C, D (6800)	1,545.30	10.00	707.50	1.48	1.48	1,873.00	0.15	0.00	45.9%
2.a	Acquisition of Land (544.16 ha)	8,852.40	4,046.15	4,806.25	-	3,730.56	4,722,228	92.2%	42.1%	96.4%
3.a	Construction & Reconstructions of Drainage Structures (7041)	35,538.97	2,000.00	800	-	-	-	-	-	2.3%
3.b	Others (7081)	182,436.24	22,043.85	20,421.20	1,957.27	3,759	4,757,633	17.1%	2.1%	13.3%
Other Activities not yet undertaken		6,095.00	-	-	-	-	-	-	-	-
Sub-total Capital Component		234,467.91	28,100.00	26,734.95	1,958.75	7,490.57	9,481,734	26.66%	3.19%	14.6%
									1 USD=79 BDT	

Source: IMED-05 report March, 2018 of CEIP-1

Table 3 presents the share of expenditures for revenue items. It shows a 31.5% share to date which is higher than the overall life-of-Project plan of 22.8%. The expenditure under consultancies and non-titled compensation normally precedes capital (works and land acquisition) expenditures due to design, procurement and land title documentation efforts required.

Table 4: Revenue-to-Capital Expenditure Disbursement Rate for FY 2017-18

	Planned for FY 2017-18	Actual up to this Quarter of FY 2017-18	Actual Inception to Date	Plan for Overall Project
Revenue Expenditure	8,734,177	3,369,558	19,968,368	87,640,253
Capital Expenditure	35,569,620	9,481,734	43,323,443	296,794,823
Share of Cost which is Revenue	19.7%	26.2%	31.5%	22.8%

As of March 2018 the Loan had become effective for 55 months. According to the IMED reports prepared by PMU, total disbursement by the project to date is as follows:

Date	Cumulative Disbursed (\$million)	Cumulative Disbursed (% of total project cost)
31 March 2018	59.87	15.6%
31 December 2017	59.87	15.6%
30 September 2017	50.48	13.1%
30 June 2017	50.44	13.1%
30 June 2016	21.97	5.7%

A total of \$44.30 million is projected to be disbursed during the current FY 2017/18 adjusted downward mid-year from an original \$49.52 million. This is broken down as \$36.30 m from the IDA credit and \$8.0 m from the PPCR Trust Fund.

The disbursement record along with projection is shown in Figure 1. The disbursement gap is expected to close by March 2020 if the additional bank protection works are undertaken in FY 2018/19. Also, based on the current work programs, if the additional bank protection works are undertaken 40% disbursement level may be reached by March 2019. If not, then this level is not likely to be achieved until December 2019.

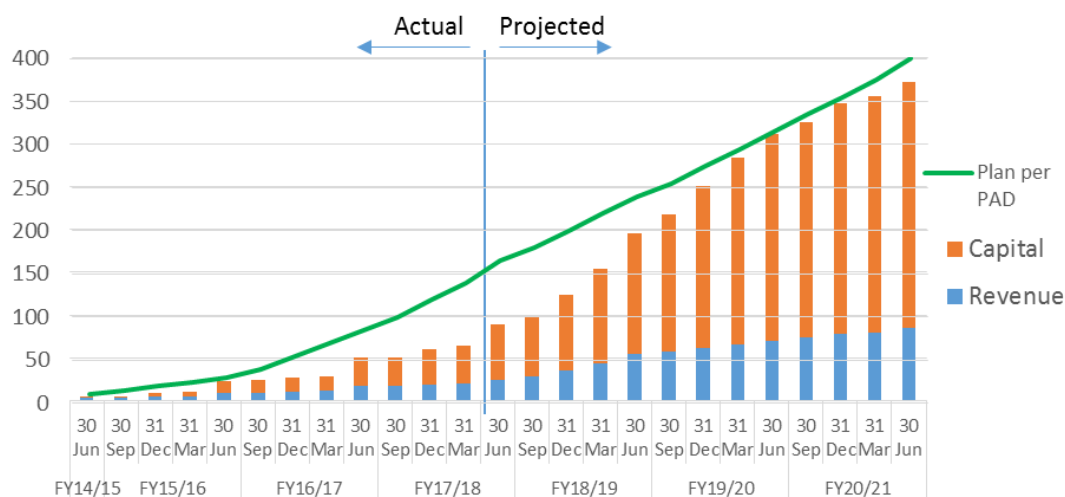


Figure 1: Actual and Projected Disbursements by Project Compared to Plan as of 31 March 2018 (USD million)

Annex 4 provides further details on the status on Finance and Disbursements by the Project.

Disbursements from the World Bank to the Project

Cumulative figures of disbursements from the World Bank (and PPCR) to the BWDB appear below, converted from BDT to USD at a rate of 79 BDT per USD.

Disbursements to the Project stand at 18.1% of the total amount which is unchanged from the prior quarter, but up from 13.8% on 30 June 2017. The total disbursed to date is \$72.571 million comprised of IDA Credit US\$52.571 million + TF PPCR US\$ 20.000 million. It is estimated that at least \$25 million in additional requests for withdrawal will be made by the Project during the last quarter of the July 2017-June 2018 fiscal year (additional 6% of the project budget). Disbursements are expected to pick up considerably with the submission and payment of IPCs at year-end.

Table 5: World Bank Disbursements to CEIP-1

Cumulative as of Given Date	IDA Credit (USD million)	PPCR Grant (USD million)	Total (USD million)	As % of Total Project Cost
31 Mar 2018	52.571	20.000	72.571	18.1%
31 Dec 2017	52.571	20.000	72.571	18.1%
30 Sep 2017	38.481	20.000	58.481	14.6%
30 June 2017	38.481	16.876	55.357	13.8%
30 June 2016	17.215	8.608	25.823	6.5%

The disbursement target for 2015/16 year was not met and consequently the implementation performance was downgraded during the mid-term review in January 2017 from *Satisfactory* to *Moderately Satisfactory*. During the 2016/17 year, the signing of the contract for Works Package 02 was delayed during discussion with the World Bank on how to deal contractually with the anticipated shortfall in budget for land acquisition which put a further drag on the pace of disbursements.

2.2 Project Inputs – Personnel and Equipment

2.2.1 Project Organization Chart

The Project Organization chart is depicted in Figure 2 below.

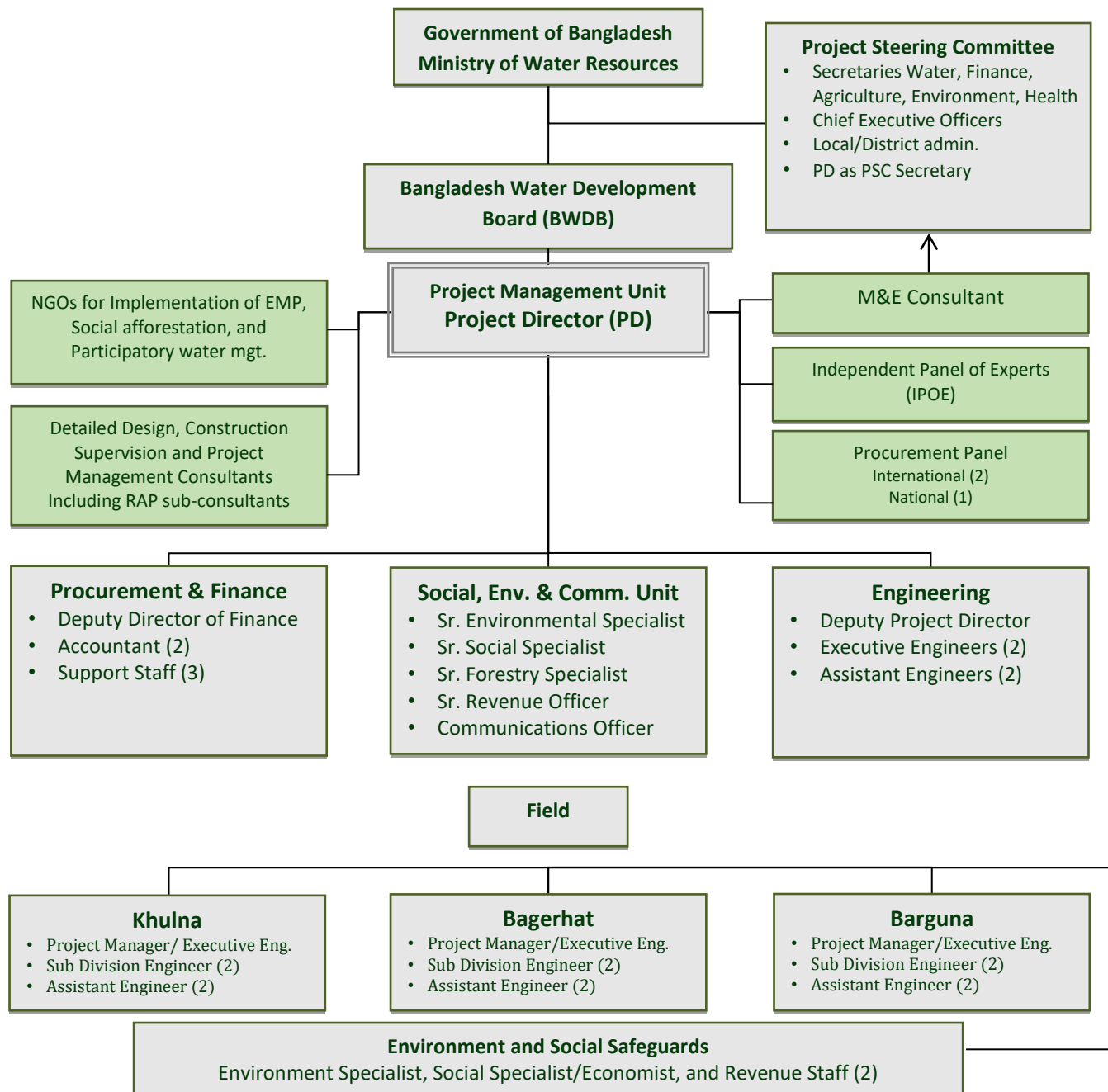


Figure 2: CEIP-1 Project Organization Chart per PAD

2.2.2 Project Management Unit (PMU)

The PMU is to oversee overall project implementation. The Project Director (PD) is in charge of the PMU. The PD is signatory of all relevant project actions including on the project accounts.

PMU staff assists the PD in the discharge of project duties. The list of staff and deployment dates is attached as Annex 2. The PMU office and staff in Dhaka oversee all consultants working on the project. The PMU maintains three district-based offices in Khulna, Bagerhat, and Barguna. The Khulna office has had a CEIP-1 dedicated XEN since 2015 who looks after Package 01 works in both Khulna and Bagerhat Districts with the assistance of the regular BWDB staff in the Bagerhat office as needed. Instead of designating a CEIP-1 XEN for Package 2, the regular BWDB XENs for the four districts concerned have been directed by BWDB to take on additional responsibility of CEIP-1.

2.2.3 Detailed Design, Construction Supervision and Project Management Support Consultant (DDCS&PMSC)

The DDCS&PMSC has been engaged for the design of the physical works and to devise and implement the Resettlement Action Plan and implement the Environment Impact Assessment (EIA) and Environment Implementation Plan (EMP). The DDCS&PMSC also supervises construction as the Engineer under FIDIC conditions of contract. The DDCS&PMSC is comprised of Royal HaskoningDHV in association with DevCon/KMC/CEGIS, DPM, IWM and DHI.

The Consultant was mobilized in January 2015. The DDCS&PMSC maintains two field offices. The DDCS&PMSC has contracted several subconsultants including: KMC for the RAP services and CEGIS for the EIA services. The DDCS&PMS Consultant retains contractual responsibility for these services.

The status of the most critical key staff deployment is shown in the table below.

Table 6: Status of Deployment of Most Critical Staff of DDCS&PMS Consultant

Sl.	Position	Name	Status 31 Dec 2017	Status 31 Mar 2018 (with updates to 14 May)
Professional (International)				
1	Team Leader	Jean Henry Laboyrie & Gerard Pichel	Laboyrie in place as interim since Sept 2017.	Laboyrie in place as interim since Sept 2017. Candidate Derk Jan (Dick) Kevlam approved by PEC, evaluation sent to WB on 18 Mar 2018 and NOL received same date. Forwarded to Ministry for approval.
2	Construction Resident Engineer- Package 01	Paul Zwetsloot	Vacant as of Aug 2017; One candidate approved but failed to join due to health reasons in prior quarter; proposed candidate in process of approval.	Proposed candidate approved 29 March 2018, but declined to mobilize due to reported health reasons (accident). New candidate Richard David Mann proposed 06 Apr 2018. To be evaluated.
3	Construction Resident Engineer- Package 02	Trevor Morrish Hale	Vacant; proposed candidate in process of approval	Vacant. Proposed candidate withdrew; an alternate candidate submitted 25 Feb 2018, but was rejected.
Professional (National)				
1	Deputy Team Leader	Md. Habibur Rahman	In place	In place

Sl.	Position	Name	Status 31 Dec 2017	Status 31 Mar 2018 (with updates to 14 May)
2	Deputy Resident Engineer-Pkg 01	Mazibur Rahman Khan	In place	Vacant (resigned Feb 2018); First replacement candidate's CV submitted 25 Feb 18 was rejected. Second CV submitted to PMU on 06 May 2018.
3	Deputy Resident Engineer-Pkg 02	Md. Gulzer Hossain	Vacant (resigned Nov 2017)	Mr. Abu Sayed Kamruzzaman approved 07 Jan 2018 and he is in place.
4	Resettlement Specialist/ Sociologist	M. A. Latif	In place	Resigned in January 2018 citing health reasons. CV of Md. Zainam Abedin submitted 25 Feb 2018 and approved by PEC. Evaluation sent to World Bank on 18 March 2018 and NOL received same date. Forwarded to Ministry for approval.

The DDCS&PMSC's RAP Team commenced their field work on 01 March 2015. On 01 March 2016, another field team was established for the Package 02 polders. The staffing pattern as of 31 March 2018 is unchanged from the prior quarter and is shown in the table below.

Table 7: Deployment of Consultant's RAP Team Field Staff as of 31 March 2018

S.N	Polder number	Staff
Coordinating Office		9 Staff
1	Coordinating Office (Khulna city)	TL-RAP/LAP (In Charge), DTL for Package 01 (Acting), Communication Officer. MIS Expert, Database Manager, Land surveyors (2 - one for Pkg 01; one for Pkg 03), Office Assistant, Driver
Package-1		10 Staff
1	32	Field Coordinator (In Charge all 4 polders), Supervisor (1), Resettlement Worker (1)
2	33	Supervisor (1), Resettlement Workers (2)
3	35/1	Supervisor (1), Resettlement Workers (2)
4	35/3	Supervisor (1)
Package-2		18 Staff
1	Package 2	DTL for Package 2
2	39/2C	Supervisor (1), Surveyor (1), Resettlement Workers (2)
3	40/2 & 41/1	Field Coordinator
4	40/2	Supervisor (1), Resettlement Worker (1)
5	41/1	Supervisor (1), Resettlement Worker (1)
6	43/2C	Supervisor (1), Resettlement Worker (1)
7	47/2 & 48	Field Coordinator(In Charge) (1)
8	47/2	Resettlement Workers (2)
9	48	Supervisor (1),Surveyor (1) Resettlement Worker (1)

2.2.4 NGO Consultancy Service to Implement: (a) Social Afforestation and (b) Social Action Plan including setting up WMOs

According to the policy of the GoB, work on WMO formation should begin prior to commencement of civil works so that users are consulted during implementation of the project and to ensure ownership and commitment to effective O&M. These consultancies continue to be delayed and procurement process is taking a long time.

Background and Status Prior Quarter	Current Quarter update
<p>DCs have been asked to nominate effective NGOs. This package will now be sub-divided into five packages and CQS method of procurement will be used. For four of five packages, lists of NGOs have been provided. For the fifth package, in Patuakhali District, the DC nominated only one NGO so additional NGO nominations have been requested.</p> <p>As background, original EOIs were submitted November 2014, and PMU contacted all 70 organizations who submitted EOIs and all reconfirmed their interest in early June 2016. Still due to the continued delay, and the decision to accept the World Bank's suggestion to incorporate IPM aspects in the TOR, it was decided in June 2017 to issue a new request for EOIs using Consultant's Qualification Selection (CQS) method of procurement.</p>	<p>No change.</p> <p>Still awaiting additional NGO nominations from Patuakhali District. Proposals from the other 4 packages yet to be solicited.</p>

2.2.5 Consultancy Service for Long Term Monitoring, Research and Analysis of Bangladesh Coastal Zone

The Consultancy has not yet been awarded, though a draft contract was signed and sent to the World Bank on 29 January 2018. The background and status are given below.

Background and Status Prior Quarter	Current Quarter update
<p>RFP was issued among shortlisted firms on 19 November 2015. Proposals were due on 31 December 2015 and evaluation was submitted to the World Bank who gave NOL on 03 March 2016. Financial Negotiation meetings were carried out from 17-21 April 2016, but were not conclusive. At request of the Procurement Panel (PP), the Consultant submitted a revised Financial Proposal on 25 May 2016. The revised cost is still far above the budget² (USD 8.50 million). It was not possible to conclude the negotiations initially due to incomplete /unclear documentation and the high cost of the consultancy compared to the budget; however, it was decided the budget would be increased. The final obstacle was disagreement on which party will cover the taxes. The tax issue has been resolved in the meeting of 30 September 2017.</p>	<p>Consultant was asked to provide staff schedule, work plan and final budget and has done so. Final discussions and draft contract signing took place on 29 January 2018.</p> <p>World Bank provided "NoL" on 28 March 2018 with some observations. The Consultants were requested to incorporate WB's observations in the Draft Contract and submit for review by Project Authority. It is yet to be received.</p>

² It may be noted that the budget in the original appraisal was \$12 million, but this was reduced in the DPP.

2.2.6 Works Contractors

2.2.6.1 Works Contractor Package 1

The First Engineering Bureau of Henan Water Conservancy of China was contracted on 01 November 2015 for the construction work involving Polder 32, 33, 35/1 and 35/3 and received notice to commence on 26 January 2016. The original Project Manager was replaced at the request of the Engineer due to poor performance.

Table 7 provides the contractor's manpower mobilization status at the close of the current quarter compared to the prior quarter. The number of staff has increased substantially as it is the height of the construction season. A list of the contractor's key staff with contact details is given in Annex 3.

Table 8: Manpower Mobilized by Package 01 Contractor

SN	Staff Category	Total Nos. 31 Dec 2017	Total Nos. 31 Mar 2018	Khulna	32	33	35/1	35/3
1	Management	17	16	5	1	2	4	4
2	Technical Staff	123	135	23	34	27	32	19
3	Operator/ Driver	196	225	3	49	48	79	46
4	Skilled Worker	253	329	8	76	48	97	100
5	Laborers	532	853	4	164	210	425	50
Total		1121	1558	43	324	335	637	219

Source: Contractor CHWE Monthly Progress Report, December 2017 and March 2018.

Tables 8 and 9 present the contractor's equipment mobilization status against Engineer's estimate of requirements, which was updated in the Oct-Dec 2017 quarter. The DDCS&PMSC calculated the equipment needs for Contract W-01 based on standard capacities and utilization. This is shown in Table 8 while Table 9 shows the actual equipment in place as of 31 March 2018 as well as for two prior quarters for comparison. The equipment numbers have increased substantially and, except for pile driving equipment and barges, are in line with the equipment levels last recommended by the supervision consultants. There is a serious question as to whether these levels are actually adequate to allow the Package 01 contractor to complete the works on time and the DDCS&PMS Consultant may need to reassess the recommended equipment levels.

Table 9: Required Equipment –Estimate of DDCS&PMSC Package 01

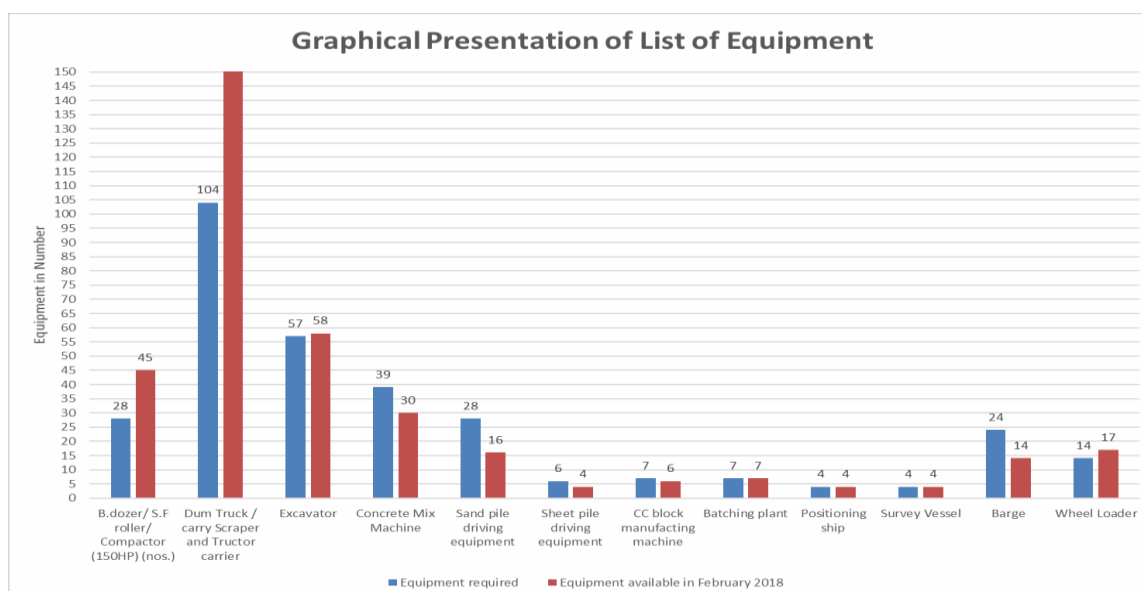
Name of Polder	Equipment Estimated by DDCS&PMSC to be Required (number)											
	Bulldozer S.F roller, Compactor (150 HP)	Dump Truck + carry Scraper	Exca- vator	Concrete Mixing Machine	Sand pile driving equip- ment	Sheet pile driving equip- ment	CC block manu- facturing machine	Batching plant	Positio ning ship	Survey Vessel	Barge	Wheel Loader
1	2	3	4	5	6	7	8	9	10	11	12	13
32	6	23	13	6	4	1	2	2	1	1	6	3
33	5	17	11	12	10	2	1	1	1	1	6	2
35/1	12	48	23	15	9	2	3	3	1	1	8	3
35/3	5	16	9	6	5	1	1	1	1	1	4	6
Total, Current	28	104	57	39	28	6	7	7	4	4	24	14
Total, Initial	45	63	62	26	16	5	5	5	4	4	14	nr

Source: Report Received from DDCS&PMSC, December 2017
“nr” denotes “not reported”

Table 10: Equipment Deployed by Package 01 Contractor as of 31 March 2018

Name of Polder	Equipment Deployed by the Contractor (number)											
	Bulldozer S.F roller, Compact	Dump Truck + carry Scraper + Tractor	Exca- vator	Concrete Mixing Machine	Sand pile driving equip- ment	Sheet pile driving equip- ment	CC block manu- facturing machine	Batching plant	Positio ning ship	Survey Vessel	Barge	Wheel Loader
1	2	3	4	5	6	7	8	9	10	11	12	13
32	7+0+2	17+5+69	9	6	2	0	0	1	0	nr	3	3
33	7+2+0	10+5+15	14	9	4	0	1	1	1	nr	1	2
35/1	13+6+0	30+3+25	15	17	5	0	3	3	2	nr	4	6
35/3	7+2+0	12+5+45	7	13	5	1	2	2	0	nr	2	3
Total 31 Mar 18	34+10+2 = 46	69+18+154 = 241	57	45	16	1	6	7	3	nr	10	14
Total 31 Dec 17	32+6+5 = 43	63+18+66 = 147	45	30	14	4	7	7	4	4	9	14
Total 30 Sep 17	35+13+6 =54	71+16+18 =105	59	21	12	Not reported	7	Not reported	0	0	10	15

Source: Contractor CHWE Monthly Progress Reports of September and December 2017 and March 2018.



Source: DDCS&PMS Consultants, MPR of March 2018

Figure 3: Comparison of Equipment Available and Required – Package 01

2.2.6.2 Works Contractor Package 2

Background and Status Prior Quarter	Current Quarter update
<p>Contractor has deployed key staff and a substantial percentage of required equipment is now in place. Pre-construction survey works and campsite construction are underway. Emergency works have taken place in two locations.</p> <p>As background: Notice of Award was issued to Chongqing International Construction Corporation of China (CICO) on 15 December 2016 and contract was signed on 08 March 2017. Contractor has received the first 5% advance payment in June 2017. Notice to commence was issued on 12 July 2017. Equipment has been ordered and deliveries are expected to commence in October 2017.</p>	<p>Pre-construction survey works and campsite construction are continuing. Automated CC block machines have been delivered and are being erected. Work has commenced on one drainage sluice in Polder 39/2C.</p>

Table 11: Manpower Mobilized by Package 02 Contractor

SN	Staff Category	Total Nos. 31 Dec 2017	Total Nos. 31 Mar 2018	Kara-para	39/2C	40/2	41/1	43/2C	47/1	48
1	Management	7	5		1	1	1		1	1
2	Technical Staff	52	42		16	4	8		5	9
3	Operator/ Driver	16	51		22	5	5		10	9
4	Skilled Worker	41	45		15	2	9		9	10
5	Laborers	295	274		72	21	80		39	62
Total		411	417	nr	126	33	103	0	64	91

Source: Contractor CICO Monthly Progress Report, December 2017 and March 2018.

Table 12: Equipment Requirements and Status – Package 02

Name of Polder	Equipment Estimated by DDCS&PMSC to be Required (number)															
	Excavator	Dump Truck	Bull-dozer and Roller	Flat-bed Truck	Truck with crane	Crane	Pay loader	Water Bowser	Sheet pile driving equipment	Sand pile driving equipment	Fork-lift	Barge	Survey Vessel	Positioning ship	CC block manufacturing machine	Mixture Machine
1	2	3	4	5	6	7	8	9	10	11	12	13	14	15	16	17
39/2C	14	20	5	3	1	1	4	1	1	3	15	3	0	0	5	3
40/2	9	11	3	1	0	0	3	1	1	1	1	0	0	0	0	4
41/1	5	6	1	2	1	0	4	1	1	2	2	1	0	0	0	7
42/3C	6	8	2	0	0	0	3	0	1	2	2	0	0	0	0	4
47/2	2	3	1	2	0	0	3	1	1	2	1	0	0	0	0	6
48	13	21	6	3	1	0	7	1	1	1	1	0	0	0	0	5
Total	49	69	18	11	3	1	24	5	6	11	22	4	0	0	5	29

Table 13: Equipment Deployed by Package 02 Contractor as of 31 March 2018

Name of Polder	Equipment Deployed by the Contractor (number)															
	Excavator	Dump Truck	Bull-dozer and Roller	Flat-bed Truck	Truck with crane	Crane	Pay loader	Water Bowser	Sheet pile driving equipment	Sand pile driving equipment	Fork-lift	Barge	Survey Vessel	Positioning ship	CC block manufacturing machine	Mixture Machine
1	2	3	4	5	6	7	8	9	10	11	12	13	14	15	16	17
39/2C	4	8	0	3	1	1	4	0	0	2	39	0		0	5	6
40/2	3	12	1	1	0	0	3	1	0	0	0	0		0	0	2
41/1	5	12	2	2	1	0	4	0	0	4	0	0		0	0	3
42/3C	0	0	0	0	0	0	0	0	0	0	0	0		0	0	0
47/2	11	10	3	2	0	0	3	1	0	0	0	0		0	0	2
48	8	27	3	3	1	0	7	2	0	0	0	0		0	0	2
Total 31 Mar 18	31	69	9	11	3	1	21	4	0	6	39	0	nr	0	5	15
Total 31 Dec 17	29	47	7	2	2	1	0	2	0	6	39	0	18	0	5	15

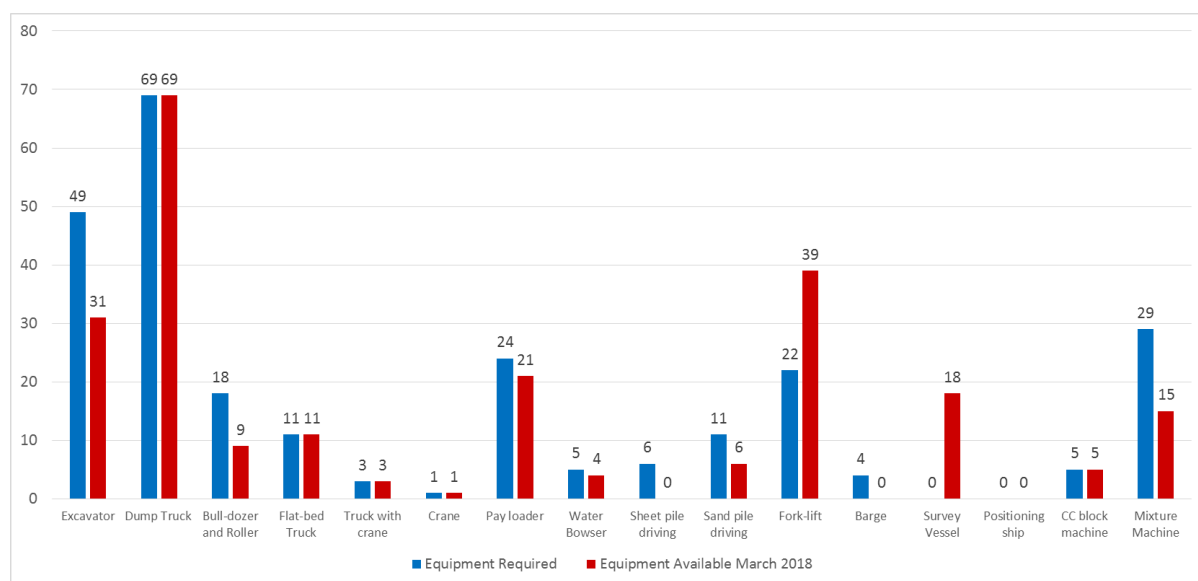


Figure 4: Comparison of Equipment Available and Required – Package 02

Source: DDCS&PMS Consultant Monthly Progress Report and CICO Contractor Monthly Progress Report, March 2018.

2.2.6.3 Works Contractor Package 3

Not yet contracted and may be deferred to a future project unless additional financing secured.

2.2.7 Third Party M&E Consultants

Background and Status Prior Quarter	Current Quarter update
<p>The replacement of one non-key staff member (field data collector) was approved and he was mobilized on 20 December 2017.</p> <p>As background, the M&E Consultants assist the PMU in monitoring the RAP, SAP and EMP and in monitoring processes and outputs and evaluating the impacts of CEIP-1 overall. The M&E Consultants signed the contract on 01 October 2015 and mobilized on 01 November 2015. All of the key staff have been mobilized. One national expert, the Environmental Specialist, became unavailable and a candidate was proposed as his replacement in August 2016 and subsequently approved.</p>	<p>A budget-neutral contract modification was approved. Modification #1 is being prepared and will be executed shortly.</p>

Table 14: M&E Consultants Staff Utilization as of 31 March 2018 (Month 29 of 60)

	Key Experts - International		Total PM	Utilized PM	Remaining PM	Percent Utilized
1	Jan T. Twarowski	Team Leader cum Economist	25	16.86	8.14	67%
2	Michael Dembinski	M&E Specialist	8	4.27	3.73	53%
3	Abu H. Murshid	Environmental Specialist	9	2.86	6.14	32%
4	Mike Tyson-Taylor	Social Safeguards Specialist	10	2.32	7.68	23%
	Total		52	26.32	25.68	51%
	Key Experts - National					
1	Md. Mahidur Rahman Khan	Deputy Team Leader / GIS Information Management Spec.	30	11.36	18.64	38%
2	A.B.M Murshed Alam Siddiqui	Agric. Economist/ M&E Specialist	18	6.00	12.00	33%
3	A.K.M. Rezaul Hoque Khan A.K.M. Mizanur Rahaman	Environmental Specialist	18	11.59	6.41	64%
4	Md. Mizanur Rahman	Social Safeguards Specialist	18	9.95	8.05	55%
5	Md. Badiuzzaman	Information Mgmt Specialist	18	7.48	10.52	42%
6	H.S. Mozaddad Faruque	Water Resources Engineer	10	3.86	6.14	39%
	Total		112	50.25	61.75	45%

The utilization rate of the key international staff stands at 51% and key national staff at 45%. This rate of utilization is not unexpected, but there will be a need to adjust the level of effort due to changes in the scope of services as has been explained in the Inception Report and the M&E Framework and Strategy and note in the MTR Aide Memoire. The elapsed time of the M&E Consultant's contract as of this reporting period is 29 of 60 months, amounting to 48.3% of the consultancy contract's duration which runs through October 2020.

2.3 Procurement

There are 23 procurement packages under services – six packages for firms and 17 for individual consultants. For the six packages to be contracted out to firms, two have been contracted – namely, DDCS&PMS Consultants and Third Party M&E Consultants; and another two are in process – 1) the Long-Term Monitoring, Research and Analysis of Bangladesh Coastal Zone and 2) the Consultancy for Social Afforestation, SAP and WMOs. Of the 17 consultancy packages for individuals, 13 have been contracted, four others (3 IPoE and the Communications Officer) are in the process of procurement.

The following two tables summarize the procurement activities for services during the quarter.

Table 15: Procurement Status – Consulting Firm Services

SI	Package Name (abridged)	Method	Package No.	Status 31 Dec 2017	Status 31 Mar 2018
1	Consultancy for Social Afforestation and SAP (including WMOs)	QBS	CEIP-1/A2 & B1/S01	Lists of NGOs have been provided by DCs for four of five packages and their qualifications are under review. For Patuakhali District, the DC nominated only one NGO so additional nominations have been requested by the PMU.	The DC Patuakhali was requested in writing on 07 February 2018, to furnish required numbers of effective NGOs, but this is yet to be received.
2	Consultancy for Detailed Design, Construction Supervision & Project Management Support, EIA and RAP (DDCS&PMS)	QBS	CEIP-1/B2, B3 & C1/S02	Done.	Done.
3	Third Party M&E Consultants for Overall Project Implementation	QBS	CEIP-1/C2/S03	Done.	Done.
4	Long-Term Monitoring, Research and Analysis of Bangladesh Coastal Zone	QBS	CEIP-1/C3/S04	Consultant has provided the requested staff schedule, work plan and final costs.	Closing of negotiations and signing of draft contract achieved on 29 January 2018. World Bank provided “NoL” on 28 March 2018 with some observations. The Consultants were requested to incorporate WB’s observations in the Draft Contract and submit for review by BWDB and GoB. It is yet to be received.
5	Consultancy for Institutional Capacity Building, TA & training to BWDB personnel	QBS	CEIP-1/D2/S22	May be used for training purposes of BWDB officers in different Training Institutes. Decision pending on whether this procurement will proceed.	Same.
6	Consultancy for Feasibility Studies and preparation of design for next Phases of CEIP	QBS	CEIP-1/D3/S23	Not yet started	ToR is under preparation.

Table 16: Procurement Status – Individual Consultant Services

S. No.	Package Name (abridged)	Package No.	Status 31 Dec 2017	Status 31 Mar 2018
1	International Procurement Expert (Panel Chair)	CEIP-1/D1/S05	Contract renewed.	In place
2	International Technical Expert (Procurement Panel)	CEIP-1/D1/S06	In place	In place
3	Procurement Expert – national (Procurement Panel)	CEIP-1/D1/S07	In place	In place
4	PMU Procurement Specialist – national	CEIP-1/D1/S08	In place	In place
5	PMU Financial Management Specialist – national	CEIP-1/D1/S09	In place	In place
6	PMU Sr. Environmental Specialist – national	CEIP-1/D1/S10	In place	In place
7	PMU Sr. Social Specialist – national	CEIP-1/D1/S11	In place	In place
8	PMU Sr. Forestry Specialist - national	CEIP-1/D1/S12	In place	In place
9	PMU Communications Officer - national	CEIP-1/D1/S13	Draft contract with 1 st ranked candidate was signed on 19 October 2017 and World Bank gave NOL on the same date, but this candidate subsequently withdrew. PMU requested clearance to negotiate with 2 nd ranked candidate and WB concurred.	The 2 nd ranked candidate Mr. Aktar Uddin was invited on 08 March 2018 to attend contract negotiation meeting on 14 March 2018, but he didn't attend. Consequently, on obtaining WB's concurrence, a contract was negotiated with the 3 rd ranked candidate Mr. Kamal Najmus Salehin on 10 April 2018. The negotiation was successful and draft contract was signed. It is in the process of approval.
10	PMU Sr. Revenue Officer	CEIP-1/D1/S14	In place	In place
11	PMU/Field - Social Specialist/ Economist	CEIP-1/D1/S15	In place	In place
12	PMU/Field – Environmental Specialist	CEIP-1/D1/S16	Contract signed on 30 October 2017.	In place
13	IPOE River Morphologist & Sediment/Tidal Management Expert	CEIP-1/D1/S17	Only one CV received by 14 Sep 2017 due date. PEC decided to make a fresh call for EoI and WB concurred. Fresh call for CVs made with 15 January 2018 submission deadline.	Evaluation in process.
14	IPOE Hydrodynamics and Coastal Modelling Expert	CEIP-1/D1/S18	Only one CV received by 14 Sep 2017 due date. PEC decided to make a fresh call for EoI and WB concurred. Fresh call for CVs made with 15 January 2018 submission deadline.	Evaluation in process.
15	IPOE Design Expert in Embankment and Hydraulic Structures	CEIP-1/D1/S19	Only two CVs received by 14 Sep 2017 due date. PEC decided to make a fresh call for EoI and WB concurred. Fresh call for CVs made with 15 January 2018 submission deadline.	Evaluation in process.
16	IPoE for Social Expert	CEIP-1/D1/S20	In place	In place
17	IPoE for Environment, Water Management and Polder Expert	CEIP-1/D1/S21	In place	Contract has expired 31 Dec 2017; renewal needs to be done.

S. No.	Package Name (abridged)	Package No.	Status 31 Dec 2017	Status 31 Mar 2018
18	Accounting and Financial Management System Specialist (AFMSS) – national	CEIP-1/D1/S24	Dropped	Dropped
19	Information Technology Specialist (ITS) - national	CEIP-1/D1/S25	Dropped	Dropped

Source: PMU

Annex 5.1 provides the detailed status and plans on procurement of services contracts – both for firms and individual consultants.

The following table summarizes the procurement activities for works during the quarter. Annex 5.2 provides the detailed status and plans on procurement of works contracts.

Table 17: Procurement Status - Works

SI	Package Name (abridged)	Method	Package No.	Status 31 Dec 2017	Status 31 Mar 2018
1	Rehabilitation/Reconstruction and Upgrading of Polder 32, 33, 35/1 and 35/3	ICBPQ	CEIP-1/W-01	Contractor in place.	Contractor in place.
2	Rehabilitation/Reconstruction and Upgrading of Polder 39/2C, 40/1, 40/2, 43/2C, 47/2 and 48	ICBPQ	CEIP-1/W-02	Notice to proceed issued 12 July 2017 and Contractor in place.	Contractor in place.
3	Rehabilitation/Reconstruction and Upgrading of Polder 14/1, 15, 16, 17/1, 17/2, 23 and 34/3	ICBPQ	CEIP-1/W-03	Not yet started and may be deferred to Phase 2 unless additional financing secured	Not yet started.

Source: PMU

Table 17 below summarizes the procurement status of goods. Annex 4.3 provides the details on goods (office equipment, vehicles, etc.) procured under the project. A new procurement plan was prepared and submitted to the World Bank on 27 February 2017. It includes seven additional packages to be procured starting this fiscal year – packages G-08 through G-14 – covering vehicles, office equipment and engineering equipment.

Table 18: Procurement Status - Goods

S. No.	Package Name (abridged)	Method	Package No.	Status 31 Dec 2017	Status 31 Mar 2018
1	Motor Vehicles a) 4-WD Jeep/Cross Country (Total 10 Nos.) b) Micro Bus-(Total 1 No.)	NCB (was ICB)	CEIP-1/G-01	Procurement completed.	Procurement completed.
2	Motor cycles	NCB	CEIP-1/G-02	Procurement completed.	Procurement completed.
3	Speed boat with engine and other accessories (5 nos.)	NCB	CEIP-1/G-03	Not yet started	Revised schedule uploaded in STEP in April 2018
4	Desktop Computer, Laptop, Printer, & UPS with Accessories	NCB	CEIP-1/G-04	Procurement completed.	Procurement completed.
5	Engineering Equipment: a) Leveling Equipment (5 nos.); b) Total Station (3 nos.)	NCB	CEIP-1/G-05	Procurement completed.	Procurement completed.
6	Office Equipment	NCB	CEIP-1/G-06	Procurement completed.	Procurement completed.
7	Office Furniture	NCB	CEIP-1/G-07	Procurement completed	Procurement completed.

S. No.	Package Name (abridged)	Method	Package No.	Status 31 Dec 2017	Status 31 Mar 2018
8	Motor Vehicles	ICB	CEIP-1/ G-08	Added to procurement plan on 27 Feb 17	Revised schedule uploaded in STEP in April 2018
9	Motor cycles	NCB	CEIP-1/ G-09	Added to procurement plan on 27 Feb 17	Revised schedule uploaded in STEP in April 2018
10	Speed Boat and accessories (4 nos.)	NCB	CEIP-1/ G-10	Added to procurement plan on 27 Feb 17	Revised schedule uploaded in STEP in April 2018
11	Computer equipment (laptops, desktops, printers, UPS, IPS with ancillaries)	NCB	CEIP-1/ G-11	Added to procurement plan on 27 Feb 17	Revised schedule uploaded in STEP in April 2018
12	Engineering equipment – levelling instrument	NCB	CEIP-1/ G-12	Added to procurement plan on 27 Feb 17	Revised schedule uploaded in STEP in April 2018
13	Multi-media Projectors, Air coolers, Photocopier, Fax, Scanner, Binding machines	NCB	CEIP-1/ G-13	Added to procurement plan on 27 Feb 17	Revised schedule uploaded in STEP in April 2018
14	Micro-bus		CEIP-1/ G-14	Added to procurement plan on 27 Feb 17	Revised schedule uploaded in STEP in April 2018

Source: PMU

3. STATUS OF PROJECT OUTPUTS BY COMPONENT

Outputs are presented by component and based on the reports of the partners responsible for the respective component.

3.1 Outputs of Component A: Rehabilitation and Improvement of Polders

3.1.1 Outputs of A1: Rehabilitation and Improvement of Polders –Package 01

3.1.1.1 Mobilization and Preconstruction Activities

These activities are complete, though they were slow to materialize as described in earlier reports. Given the current status of works progress, the Contractor's number of work teams and equipment needs to be augmented.

Engineer's Site Offices, Laboratory and Inspection Sheds

Table 19: Status of Site Offices and Laboratories

Sl	Structure	Status 31 Dec 2017	Status 31 Mar 2018
1	Engineer's Field Office (vertical extension of existing building)	Done	Done
2	Laboratory Building at BWDB Khulna	Done	Done
3	Engineer's Site Office at Dacope	Done	Done
4	Engineer's Site Office at Rayenda	Done	Done
5	Refurbishment of Rest House at Dacope	80% completed	100% completed this quarter.
6	Refurbishment of Rest House at Rayenda	100% completed	Done
7	Barguna Field Office	Revised detailed drawings sent to Engineer on 30 June 2017	Same.
8	Furniture and fixtures for Engineer's offices	95% complete	Same.

Source: Contractor MPR of March 2018.

Contractor Main Offices and Site Offices/Camp Sites

Background and Status Prior Quarter	Current Quarter update
<ul style="list-style-type: none"> The Contractor established their main office in Dhaka and Khulna shortly within the time of commencement. The Contractor has built permanent site offices, and living quarters, which are 100% completed and fully functioning. Earlier, the Contractor has set up a functioning laboratory at BWDB's Numagar premises in Khulna. Warehouse facilities for storage of cement and other perishable material has been put in place in each polder. 	Done.
CC block manufacturing machines – 6 fully operational and 1 being commissioned	6 fully operational and 1 not yet in operation.

Location of the CC block pre-casting yards is summarized in the table below.

Table 20: Number of Manual and Automated CC Block Machines by Location

SN	Location by Type	Number in Production	Additional Being installed
1	Manual Process Yards		
1.1	Polder 32 at km 36+000 (Dacope)	1 set	
1.2	Polder 33 at km 37+450 (Chunkuri)	1 set	
1.3	Polder 35/1 at km 15+000 (Boraitola)	1 set	
1.4	Polder 35/3 at km 29+000 (Khagraghat)	1 set	
2	Automated CC Block Machine Yards		
2.1	Polder 32 (Khulna)	2	
2.2	Polder 33 (Mongla)	1	
2.3	Polder 35/1 at km 18+600 (Tafalbari)	2	1
2.4	Polder 35/3 at km 14+000 (Daratana)	1	
	Total Automated CC Block Machines	6	1

Source: Contractor (CHWE) monthly progress reports

Pre-Construction Survey Works

Pre-construction surveys were done for an additional 18 hydraulic structures during the quarter.

Table 21: Pre-Construction Cross-Section Survey Works Summary-31 March 2018

SN	Polder	Embankment (km)				Hydraulic Structures (no)				Bank Protection (km)				Drainage Channels (km)			
		Contract Qty.	Completed Qty.	% Completed	Approved Qty.	Contract Qty.	Completed Qty.	% Completed	Approved Qty.	Contract Qty.	Completed Qty.	% Completed	Approved Qty.	Contract Qty.	Completed Qty.	% Completed	Approved Qty.
1	32	49.5	49.7	100%	49.7	10	10	100%	10	2.0	2.0	100%	2.0	17.5	10.9	62%	10.9
2	33	52.1	49.3	95%	49.3	19	19	100%	17	1.7	1.7	100%	1.4	63.2	50.0	79%	16.9
3	35/1	62.0	61.6	99%	56.0	32	27	84%	19	1.5	1.5	100%	1.5	70.5	29.6	42%	13.6
4	35/3	40.0	39.8	100%	39.8	15	14	93%	14	2.5	0.45	18%	0.45	2.00	2.0	100%	2.0
as of 31 Mar 2018		203.6	200.4	98%	194.8	76	70	92%	60	7.7	5.7	73%	5.4	153.2	92.5	60%	43.4
as of 31 Dec 2017		203.6	200.4	98%	194.8	76	70	92%	60	5.4	5.4	100%	4.9	153.2	92.5	60%	35.5

Source: Contractor (CHWE) Monthly Progress Reports of December 2017 and March 2018.

3.1.1.2 GC Sub-Clause 8.3 Work Program

Background and Status Prior Quarter	Current Quarter update
<p>In November and December 2015, the Contractor submitted their work program officially. After many iterations, giving particular attention to work methods and procurement schedule, a work program was finally approved by the Engineer on 24 August 2016.</p> <p>The Engineer (DDCS&PMS Consultant) has requested and finally received in September 2017 a revised work program from the Contractor, but it was not supported by sufficient detailed planning and therefore cannot be relied upon. An improved and well supported work program has been requested.</p>	<p>Contractor is working on a revised work program, which involves many inter-related issues.</p>
<p>The Contractor has not adhered to the program and overall progress stands at 27% compared to the planned 61% level as of 31 Dec 2017.</p>	<p>Overall progress stands at 35% per DDCS&PMS Consultants compared to the planned 84% level. Contractor estimates overall progress at 41% which is still well below the plan.</p>

3.1.1.3 Embankment Works

Fully completed embankment totals 37.300 kms which is up from 27.860 kms in the prior quarter. The working length has grown from 87.225 kms to 115.293 kms.

Table 22: Package 01 Progress on Embankment Re-sectioning in kms

Polder	Target	As of 31 Dec 2017			As of 31 Mar 2018		
		Length of Working Area (kms)	Fully Done (kms)	In Progress (kms)	Length of Working Area (kms)	Fully Done (kms)	In Progress (kms)
32	49.50	17.160	5.670	11.490	23.879	11.360	12.519
33	52.05	27.600	10.510	17.090	30.488	10.510	19.978
35/1	62.30	17.030	2.030	15.000	31.761	3.530	28.231
35/3	40.00	25.435	9.650	15.785	29.165	11.900	17.265
Total	203.85	87.225	27.860	59.365	115.293	37.300	77.993

Source: DDCS&PMSC; verified by the M&E Consultants based on spot checks.

The earthwork progress in terms of cubic meters has increased from a level of 34.7% on 31 December 2017 to 47.2% on 31 March 2018. See Table 22.

Table 23: Package 01 Progress on Embankment Earthwork in m³

Polder	Contract Length (km)	Contract Qty (000 m3)	31 Dec 17 (000 m3)	% Done 31 Dec 17	31 Mar 18 (000 m3)	% Done 31 Mar 18
32	49.5	1253.7	298.7	23.8%	461.1	36.8%
33	52.05	988.8	354.5	35.8%	498.9	50.5%
35/1	62.3	2446.2	728.5	29.8%	971.8	39.7%
35/3	40	1186.9	658.0	55.4%	843.4	71.1%
Total	203.85	5877.6	2039.7	34.7%	2775.1	47.2%

Source: CHWE December 2017 and March 2018 Monthly Progress Report

3.1.1.4 Drainage Sluices and Flushing Inlets

The tables below show that the Work Program and actual works are not aligned; the target of completing construction of 52 sluice gates within the second dry season (2016/2017) was not reached, though work on these is about half-completed on average as of March 2018 (third dry season). Nevertheless, progress has clearly picked up during the current quarter as can be seen in the Table 23; weighted progress has increased from a level of 29.6% to 50.3%. The current year's plan, as agreed during the meeting with the Minister on 12 November 2017, was to have fully completed 21 drainage sluices and 16 flushing sluices. As of 31 March 2018, 12 drainage sluices and 10 flushing sluices are essentially complete and another 6 drainage sluices and no flushing sluices stand at more than 60% complete so hydraulic structure work may reach about 80% of this year's plan. This is actually a positive achievement.

Table 24: Summary of Number of Hydraulic Structures in Progress by Polder

Polder	Structure Type	Contract Quantity (no.)	Working Number 31 Dec 2017	Weighted % complete 31 Dec 2017	Working Number 31 Mar 2018	Weighted % complete 31 Mar 2018
32	DS	8	6	35.2%	6	53.2%
	FS	2	0	0%	0	0%
33	DS	12	9	27.1%	11	55.6%
	FS	12	2	4.3%	4	11.9%
35/1	DS	15	11	26.8%	11	42.1%
	FS	17	7	10.2%	8	35.6%
35/3	DS	4	4	35.7%	4	59.0%
	FS	10	6	19.8%	8	44.3%
Total	DS	39	30	29.6%	32	50.3%
	FS	41	15	9.0%	20	44.3%
	Both DS+FS	80	45	21.1%	52	47.3%

Source: CHWE Monthly Progress Report, December 2017 and March 2018.

Details of the work progress for each hydraulic structure are shown in Table 24.

Table 25: Status of Package 01 Drainage and Flushing Sluices under Construction

No.	Weighting □	Coffer dam	Found. Exc.	De-watering	Sand Pile /Sand Fill	Sheet Pile	RC	Protection & Gate	Back Fill	Diversion Channel	Total Percent	Prior Qtr Total
		1%	4%	5%	5%	9%	51%	13%	7%	5%	100%	
Polder 32												
DS-16	Km 14+305	1%	4%	5%	5%	9%	51%	13%	7%	0%	95%	89%
DS-01	Km 18+810	1%	4%	5%	5%	9%	51%	13%	7%	0%	95%	89%
DS-02	Km 24+100	1%	4%	5%	5%	9%	51%	13%	7%	0%	95%	82%
DS-08	Km 39+950	1%	4%	3%	5%	9%	35%	5%	0%	0%	62%	7%
DS-10	Km 2+960	1%	4%	2%	1%	0%	0%	0%	0%	0%	8%	8%
DS-11	Km 4+948	0%	0%	0%	3%	0%	0%	0%	0%	0%	3%	3%
DS-07	Km 35+830	0%	1%	1%							2%	2%
DS-09	Km 45+506	0%	0%	2%							2%	2%
Polder 33												
DS-08	Km 32+570	1%	4%	5%	5%	9%	51%	10%	7%	4%	96%	96%
DS-03	Km 11+040	1.7%	4%	5%	5%	9%	30%				54%	0.7%
DS-11	Km 41+800	1%	4%	5%	5%	9%	51%	8%	7%	3%	93%	93%
DS-09	Km 39+709	1%	4%	5%	5%	9%	51%	10%	5%	3%	93%	83%
DS-01	Km 3+500	1%	4%	5%	5%	9%	50%				74%	15%
DS-02	Km 5+800	1%	4%	5%	5%	9%	45%				69%	10%
DS-04	Km 13+747	1%	4%	5%	5%	9%	15%				39%	4.5%
DS-12	Km 44+019	1%	4%	5%	5%	9%	42%				66%	9.5%
DS-13	Km 47+240	1%	4%	5%	5%	9%	45%				69%	9.5%
FS-08	Km 42+870	1%									1%	0%
FS-09	Km 27+344	1%	4%	5%	5%	9%	20%				44%	0%
FS-15	Km 42+870	1%									1%	1%
FS-17	Km 45+950	1%	4%	5%	5%	9%	51%	13%	7%	2%	97%	29%
Polder 35/1												
DS-01	Km 0+000	1%	4%	2.5%	2.5%						10%	0.5%
DS-02	Km 6+322	1%	4%	3.6%	5%	9%	35%				57.6%	57.6%
DS-04	Km 12+097	1%	4%	3%	5%	9%	35%				57%	0.1%
DS-05	Km 14+660	1%	4%	4%	5%	9%	51%				82%	23%
DS-06	Km 19+736	1%	4%	5%	5%	9%	51%	13%	7%		95%	93%
DS-07	Km 23+537	1%	4%	5%	5%	9%	51%	13%	7%		95%	93%
DS-08	Km 25+997	1%	4%	5%	5%	9%	51%	13%	7%		95%	93%
DS-12	Km 45+181	1%	4%	3.5%	5%	9%					22.5%	6.5%
DS-16	Km 51+308	1%	4%	2%	3.5%	9%					19.5%	3%
DS-17	Km 52+430	1%	4%	4%	5%	9%	51%	12%	7%		94%	28%
DS-18	Km 24+787	1%	2.8%	0.5%							4.3%	4.3%
FS-01	Km 0+750	1%	4%	3%	5%	9%	30%				52%	6.2%
FS-02	Km 6+746	1%	4%	3%	4.5%						12.5%	0%
FS-04	Km 9+450	1%	4%	3%	2.5%						10.5%	0%
FS-05	Km 16+846	1%	4%	5%	5%	9%	51%	10%	7%		92%	23%
FS-07	Km 20+216	1%	4%	5%	5%	9%	51%	10%	7%		92%	18%
FS-12	Km 31+758	1%	4%	5%	5%	9%	51%	10%	7%		92%	38%
FS-13	Km 32+546	1%	4%	4%	5%	9%	51%	7%	7%		88%	22%
FS-16	Km 43+867	1%	4%	4%	5%	9%	51%	5%	2%		81%	13%
FS-17	Km 35+080	1%	4%	5%	5%	9%	51%	10%			85%	22%
Polder 35/3												
DS-01	Km 4+919	1%	4%	5%	5%	9%	20%			5%	49%	16%
DS-02	Km 24+856	1%	4%	5%	5%	9%	51%	6%	7%	5%	93%	93%
DS-03	Km 33+628	1%	4%	5%	5%	9%	45%	5%		5%	79%	29%
DS-04	Km 9+364	1%	4%	5%	5%						15%	4.8%
FS-03	Km 12+075	1%	4%	5%	5%	9%	32%			5%	61%	15.5%
FS-04	Km 13+024	1%	4%	5%	4%						14%	0%
FS-05	Km 16+219	1%	3.5%	1.5%							6%	0%

No.	Weighting □	Coffer dam	Found. Exc.	De-watering	Sand Pile /Sand Fill	Sheet Pile	RC	Protection & Gate	Back Fill	Diversion Channel	Total Percent	Prior Qtr Total
		1%	4%	5%	5%	9%	51%	13%	7%	5%	100%	
FS-06	Km 16+779	1%	4%	5%	5%	9%					24%	4.5%
FS-08	Km 21+652	1%	4%	5%	5%	9%	51%	6%	7%	5%	93%	45%
FS-10	Km 27+200	1%	4%	5%	5%	9%	51%	6%	7%	5%	93%	29%
FS-09	Km 26+450	1%	4%	5%	5%	9%	51%	6%	7%	5%	90%	90%
FS-13	Km 5+495	1%	4%	5%	5%	9%	30%			5%	59%	14%
FS-14	Km 7+760	1%	4%								5%	0%

Source: CHWE Monthly Progress Report, December 2017 and March 2018.

3.1.1.5 Drainage Channel Excavation/Re-excavation

Background and Status Prior Quarter	Current Quarter update
Some progress made as 14.0% of earthwork done compared to 13.0% at the end of the prior quarter.	18.1% of earthwork done to date

Table 26: Excavation/Re-excavation of Drainage Channels in m³ and Ratio Length

Polder	Contract Length (km)	Contract Qty (000 m ³)	31 Dec 17 (000 m ³)	% Done	31 Dec 17 ratio length	% Done	31 Mar 18 (000 m ³)	% Done	31 Mar 18 ratio length	% Done
32	17.5	175.9	79.0	34.0%	5.9 kms	33.7%	89.0	50.6	7.1 kms	40.7%
33	63.2	561.3	69.3	12.3%	4.0 kms	6.3%	81.9	14.6%	6.5 kms	10.3%
35/1	70.5	494.4	26.8	5.4%	1.8 kms	2.5%	55.5	11.2%	4.1 kms	5.8%
35/3	2.0/16.0	17.6	0	0.0%	0.0 kms	0.0%	0	0.0%	0.0 kms	0.0%
Total	153.2	1249.1	175.1	14.0%	11.7 kms	7.0%	226.4	18.1%	17.7 kms	10.6%

Source: Contractor (CHWE) Monthly Progress Report of December 2017 and March 2018.

3.1.1.6 Bank Protection Worksxx

Bank protection works commenced in March 2017 with the placement of CC blocks in lieu of hard rock. Bank protection works advance substantially during the quarter with 2.125 kilometers-equivalent³ out of 7.7 kms of bank protection works completed as of 31 March 2018 (34.3% of blocks placed), up from 7.070 kilometers-equivalent as of 31 December 2017 (13.0% of blocks placed).

Table 27: Package 01 Bank Protection Works - Progress Compared to Target

Polder	Contract Length (kms)	Completed (equiv't kms) 31 Dec 2017	% of blocks placed 31 Dec 2017	Completed (equiv't kms) 31 Mar 2018	% of blocks placed 31 Mar 2018
Polder 32	2.000	0	0%	0.176	8.8%
Polder 33	1.700	0.703	43.9%	0.959	56.4%
Polder 35/1	1.500	0.004	0.8%	0.991	66.1%
Polder 35/3	2.500	0	0%	0	0%
Package 01 Total	7.700	0.707	13.0%	2.125	34.3%

Source: Contractor (CHWE) Monthly Progress Report of December 2017 and March 2018

3.1.1.7 Slope Protection Works

Slope protection works depend on completion of the construction of embankments so work in this respect was expected to just get started in April 2017 per the Work Program in effect. As of 31 March 2018, slope protection works are 11.8% complete compared to only 4.0% in the prior quarter.

³ Meters-equivalent and kilometers-equivalent is calculated as the % of blocks placed times the kilometers to be done.

Table 28: Slope Protection Works - Progress Compared to Target

Sl	Polder	Contract Length (kms)	Completed (kms) 31 Dec 2017	%	Completed (kms) 31 Mar 2018	%
1	Polder 32	3.275	0.279	8.5	1.260	38.5
2	Polder 33	6.030	0.461	7.6	1.068	17.7
3	Polder 35/1	11.750	0.142	1.2	0.272	2.3
4	Polder 35/3	0.900	0.000	0	0.000	0
	Package 01 Total	21.955	0.881	4.0	2.600	11.8

3.1.1.8 Status of Emergency Works (under BOQ item Environmental Mitigation Works)

The existing embankments at all four polders include locations where rapid deterioration occurred recently, or where damage increased over time so that these sections are in danger of being breached which would have threatened wholesale flooding of the polders during the monsoon season. While these conditions were not caused by the Project, the emergency works contingency funds come under BoQ item heading “Environmental Mitigation Works”. They are, in fact, works to protect the population in the polders from flood damage until the permanent works are done.

To date, the DDCS&PMS Consultant had authorized emergency works in Package 01 as follows:

- 1st batch starting January 2016 25 locations
- 2nd batch Cyclone Roanu, May 2016 19 locations
- 3rd batch 2017 monsoon 61 locations (20 new locations added during July-Sep)
- 4th batch post-2017 monsoon 12 locations

New vulnerable sites are continually under assessment by a tripartite team comprising XEN, Engineer and Contractor. The Package 01 contractor worked on 24 emergency sites during the quarter, of which 19 were completed.

The total allocation for emergency works under the environmental mitigation provisional sum BoQ item is BDT 40 million, but day works are also being used to perform some of these works.

It is worth mentioning that at least some of the emergency works would not be needed if the Contractor’s work progress was on schedule. It should be noted also that maintenance will not be carried out by BWDB until the polders are handed back over to GoB as these polders are now under the Project.

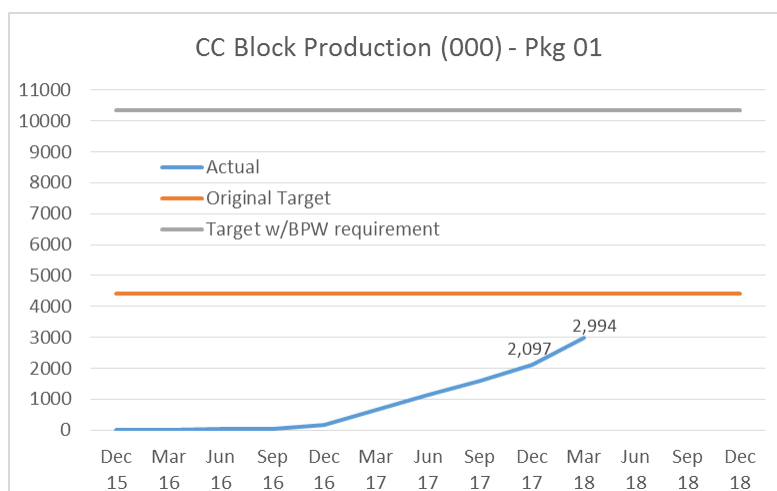
3.1.1.9 Nalian Closure Dam – Polder 32

Background and Status 31 Dec 2017	Status 31 Mar 2018
Survey works and measurement has been completed. Methodology for geotechnical investigation has been approved by the Engineer. Contractor is revising the preliminary design drawings it submitted on 18 March 2017 in line with Engineer’s comments. Soil investigation has been completed. Report for Soil Investigation is being prepared. Awaiting final design by Contractor.	DDCS&PMS Consultant still awaiting Contractor’s final design.

3.1.1.10 CC Block Production

Background and Status 31 Dec 2017	Status 31 Mar 2018
2.097 million CC blocks produced to date, meaning about 511,000 blocks produced during the quarter, up from 446,000 in the prior quarter. This is 20.5 percent of the more than 10.3 million that must be	2.994 million CC blocks produced to date, meaning about 897,000 blocks produced during the quarter, up from 511,000 in the prior

Background and Status 31 Dec 2017	Status 31 Mar 2018
produced. The number of CC blocks required has increased from the original 4.4 million given that the Contractor has opted to use CC blocks for bank protection works in lieu of hard rock (but at the unit rate of hard rock).	quarter. This is 29.0 percent of total required.
Original plan was to have four automated CC block manufacturing machines. Six automated CC block manufacturing machines are functioning; the seventh machine is being commissioned.	The 7 th machine is still not in production.



Each machine has a theoretical capacity of 3,000 blocks per day assuming 8-9 hours of operation. Where the manufacturing sites are close to communities, late evening operation is not acceptable due to noise levels, so the possibility of expanding hours of production is limited. From January through September 2017, the production rate for the five machines came to between 5000 and 5500 per day which is 33-37% of capacity.

In the most recent quarter, with 6 machines working, the production rate reached 10,400 per day which is an improved 55% efficiency. Still, at this pace, with 7 machines operating, about 20 more months would be required to produce the required quantity and the required number of blocks could be produced only by December 2019. If the production attains 90% of the theoretical maximum of 21,000 blocks per day, then the target can be achieved by April 2019 at the earliest. This is still past the contract period.

Of course, there is the possibility of a net reduction in the extent of bank protection works (some areas are no longer threatened, but this could be partially or totally offset by the need for such works in newly threatened areas) which would reduce the overall target of CC blocks to be produced. Thus, the timetable for achieving the required production may be improved slightly.

A plant-wise analysis of the 01-31 March 2018 production yields surprising results:

Table 29: Plant-wise Production of CC Blocks in Package 01

S.N.	Polder	Name of Casting Yard	Quantity Produced in March 2018	Average Daily Output in March 2018	Production Efficiency	Remark
1	32	Rupsa, Khulna	73,806	2,381	79%	
2	32	Pankhali, Khulna	62,313	2,010	67%	
3	33	Mongla, Bagerhat	60,624	1,956	65%	
4	35/1	Boroitola, Sarankhola, Bagerhat	0	-	0%	Manual casting discontinued
5	35/1	Tafalbari, Sarankhola, Bagerhat	103,972	3,354	112%	
6	35/1	Tafalbari-2 not yet commissioned	0	-	0%	Shortage of material supply
7	35/3	Doratana, Bagerhat	9,367	302	10%	Shortage of space to store since long time ago
		Total	310,082			

Source: DDCS&PMS Consultants, email correspondence and M&E Consultant's calculations

With a sustained daily production rate of 3,000 CC blocks considered 100% of capacity for a given machine, it is seen that the Tafalbari plant on Polder 35/1 is producing at over 110%. Three other plants (Polders 32 and 33) are producing at between 65% and 80% capacity. On the other hand, the Doratana plant (Polder 35/3) produced at about 10% level and the Boroitola Plant (Polder 35/1) had zero reported production in March 2018 though it has been in production in prior months having a total prior cumulative production of 125,022 CC blocks. The production of CC blocks could be improved dramatically if the three non-producing plants would be geared up and brought into production. The “new” plant in Polder 35/1 was to have been commissioned many months ago.

The contractor has pointed to multiple constraints that have inhibited production that may allow for increased production going forward. Among these were lack of crushed aggregate (now less of a problem), lack of plates for CC block removal (delivered in December), and inadequate space for additional stockpiling (relief has come as bank protection work activity has used many blocks freeing up space). Given the special size of blocks required for bank protection works and the fact that some of the stockpile is not of this size, there remains a bottleneck here that must be resolved by expanding storage area and stepping up BPW activity and production of BPW sized blocks.

Table 30: Package 01 CC Block Production

Production during Jan-Mar 2018									
S.N.	Polder Number	Estimated Quantity	Cumulative Total as of 31 Dec 2017	40x40x40 (cms)	40x40x20 (cms)	30x30x30 (cms)	40x40x30 (cms)	Size Un-specified	Cumulative Total as of 31 Mar 2018
1	32	2,398,658	382,835	94,844	21,055	266,139	0	4,996	769,869
2	33	2,207,125	637,355	58,951	74,305	75,786	0	53,547	899,944
3	35/1	4,310,990	641,180	0	101,246	33,881	27,349	52,563	856,219
4	35/3	1,412,594	435,491	420	25,538	2,696	0	6,029	468,174
	Total	10,329,367	2,096,861	154,215	220,144	378,502	27,349	117,135	2,994,206

Source: DDCS&PMSC Monthly Progress Report –December 2017 and January-March 2018

3.1.2 Outputs of A1: Rehabilitation and Improvement of Polders –Package 02

Background and Status 31 Dec 2017	Status 31 Mar 2018
<p>The Contractor is in the process of undertaking survey works and establishing his offices and work camps.</p> <p>Polder 39/2C – CC block yard A construction continues and 2 CC block machines being installed. CC block yards A1 and B continue under construction.</p> <p>Polder 40/2 – about 24% of centerline and cross-section survey done. Land acquired for campsite and material stock yard.</p> <p>Polder 41/1 – cross-section survey 49.5% complete (16.75 of 33.81 kms); construction of 2 CC block yards in progress with leveling and concreting; clearing and grubbing of</p>	<p>24.78 kms under progress and 3.00 kms ratio length equivalent completed (multiplying chainage under construction by percent completion and summing the result).</p> <p>Survey works and construction of block yards and offices/residences continue.</p> <p>Polder 39/2C – CC block yards A and A1 construction continues and 2 CC block machines have commenced production. CC block yard B continues under construction and 2 CC block machines installed.</p> <p>Polder 40/2 – Campsite and material stock yard under construction.</p> <p>Polder 41/1 – construction of 2 CC block yards continues; work on 3 flushing sluices commenced, though work on FS-09 suspended due to the interference of local</p>

Background and Status 31 Dec 2017	Status 31 Mar 2018
<p>200m done for embankment trial section. Polder 47/2 – 100% of cross-section survey done; construction of 1 CC block yard in progress with leveling and concreting; completion of warehouse construction; clearing and grubbing of 50m done for embankment trial section.</p> <p>Polder 48 – 48.3% of cross-section survey done (18.20 of 38.08 kms); offices, labs, warehouses and camp completed.</p> <p>Emergency works completed in two locations - one in Polder 41/1 which is 90% completed; another in Polder 47/2 which is underway.</p>	<p>residents.</p> <p>Polder 47/2 – Construction of 1 CC block yard continues; Soil dumping and side slope trimming underway for about 8 kms of embankment. Work on 2 flushing sluices commenced. Emergency works started on one section.</p> <p>Polder 48 –cross-section survey done; setting out done for 900m.</p> <p>Emergency works have been completed at one site in Polder 41/1 and is earthwork is 30% complete at the site in Polder 47/2.</p>
<p>Selected concerns raised by the Contractor included:</p> <ul style="list-style-type: none"> • Handover of land for pre-cast yard A-1 • Work hindrance by local people • Visa approval taking time • Borrow pits for the construction yards • Grubbing and clearing of embankment is hindered as tree-cutting and compensation by Employer not yet done. • Need for prompt approval by the Engineer of shop drawings and designs • Mobilization of adequate engineers and support staff to site • Sand filling is seriously delayed due to disagreements between sand filling supplier and tax administration of local government in Polder 40/2 & Polder 48. 	<p>Selected concerns raised by the Contractor include:</p> <ul style="list-style-type: none"> • Delay in progress due to squatter and resettlement • Hindrance by local chairman regarding construction materials supply and land acquisition • Visa approval taking time • Grubbing and clearing of embankment is hindered as tree-cutting and compensation by Employer not yet done. • Mobilization of adequate engineers and support staff to site

3.1.3 Outputs of A1: Rehabilitation and Improvement of Polders –Package 03

Background and Status 31 Dec 2017	Status 31 Mar 2018
<p>No additional progress on design – remains at 25% for last several quarters.</p> <p>Background: Works package W-03 will comprise the remaining seven polders - 14/1, 15, 16, 17/1, 17/2, 23, 34/3. Modeling is essentially complete and the draft modeling report will be submitted in late 2017. The survey work for design and geotechnical investigations were complete during the Oct-Dec 2017 quarter. The actual design work commenced in the July-September 2016 quarter. The designs were agreed to be completed by 30 June 2017, but the Consultant has only one designer working on this so it is behind schedule.</p>	<p>Some additional progress on design made, though not quantified. Some further review of the modelling by IWM is required for fixing of invert levels before design of structures can be completed.</p>

3.1.4 Output of A2: Social Afforestation and Community Mobilization

No physical progress as procurement for concerned NGOs is being re-started with Consultant Qualification Selection method. DCs have nominated likely competent organizations which will then be invited to submit proposals according to the CQS method of procurement. Social afforestation aspect may be re-directed to the Forestry Department and the TOR would have to be adjusted to narrow the scope to WMO formation.

3.2 Outputs of Component B: Implementation of Social and Environmental Management Frameworks and Plans

3.2.1 Outputs of B1: Implementation of Social Action Plans

These services have not yet commenced.

3.2.2 Outputs of B2: Implementation of Social Management and Resettlement Policy Framework (SMRPF) and Resettlement Action Plans (RAPs)

3.2.2.1 RAP and LAP for Package 01

The RAP Team of DDCS&PMS Consultants commenced fieldwork in March 2015. The number of Project-Affected Households and Entitled Persons is presented in Tables 29 and 30 below. There is no change in these numbers since the quarter ending September 2017.

Table 31: Number of Titled and Non-Titled Entities (excluding tenants and wage laborers) in Package 01 Polders

Category	Polder 32	Polder 33	Polder 35/1	Polder 35/3	Total
Titled	368	239	387	104	1,098
Non-titled	1,231	1,446	1,615	256	4,548
Total	1,599	1,685	2002	360	5,646

Source: RAP Team, IOL Survey in June 2017, DDCS&PMSC with update from September 2017 MPR.

Table 32: Breakdown of Non-Titled EPs by Polder and Category in Package 01

Category	Polder 32	Polder 33	Polder 35/1	Polder 35/3	Total
Squatters	1,231	1,446	1,615	256	4,548
Tenants	86	157	196	09	448
Wage Laborers	23	75	117	11	226
Total	1,340	1,678	1,928	276	5,222

Source: RAP Team, IOL Survey in June 2017, DDCS&PMSC with update from September 2017 MPR.

Implementation of the RAP for Package 01 has progressed as shown in the table below. A total of 83.4% of non-titled EPs have been compensated and 95% of these EPs (79% of all non-titled EPs) have relocated.

A group relocation has been carried out at Uttar Kamarkhola of Polder-32. The name of the relocation site is Uttar Kamarkhola CEIP-1 Resettlement Village. LAP/RAP team is trying to convince more group relocation in other places of four Polders under Package 01, but so far this is the only group relocation.

Two markets have been relocated – one each in Polder 35/1 and 35/3.

Table 33: Status of Relocation of Compensated EPs

Sl. No.	Status of relocation	Number of squatters relocated by polders as of 31 Mar 2018						as of 31 Dec 2017	
		P-32	P-33	P-35/1	P-35/3	Total	%	Total	%
1	Relocated on own land	642	685	575	131	2033	54%	1646	44%
2	Relocated on purchased land	109	29	267	42	447	12%	411	11%
3	Relocated on other's land	187	101	155	43	486	13%	456	12%
4	Relocated Temporarily at nearby area/Govt. land	233	224	158	25	640	17%	514	13%
5	Not yet relocated	51	87	51	0	189	5%	754	20%
6	Market Relocation	Two (2) markets: Molliker ber Madrasha Bazar in Polder-35/3 & Terabeka Bazar in 35/1							
7	Group relocation	Uttar Kamarkhola CEIP-1 Resettlement Village at Polder-32							
	Total	1222	1126	1206	241	3795	100%	2872	100%

Source: DDCS&PMS Consultant Monthly Progress Report, March 2018.

Payments to titled EPs have risen sharply during the quarter from 130 EPs as of December 2017 to 611 EPs as of March 2018.

Table 34: Payments to Titled EPs – Package 01

Polder	Total Awardees	Amount to be Paid by DCs in BDT	Number of EPs Paid	Total Amount Paid in BDT	Progress BDT %
32	3003	150,267,371	174	48,905,271.25	33%
33	2066	71,631,264	45	13,590,701.04	19%
35/1	1087	443,717,937	215	88,829,458.63	20%
35/3	489	148,089,122	177	65,455,225.59	44%
Total	6645	813,705,694	611	216,780,656.51	27%

Source: DDCS&PMSC Monthly Reports

Payment of compensation to titled EPs saw a dramatic improvement during the quarter, though payment to non-titled EPs has stagnated with the last 16.6% of these EPs still to be compensated.

Table 35: Summary Progress of LAP and RAP Implementation – Package 01

SN	Milestone Actions	Progress as of 31 Dec 2017	Progress as of 31 Mar 2018
1	Grievances received and their status (nos.)	134 raised cumulatively; 20 resolved at source; 94 resolved by GRC; 20 pending	No new grievances reported.
2	Non-Titled EPs paid compensation (nos.)	3748 (plus 33 electric poles)	3795 (plus 38 electric poles)
3	Value of Compensation Paid to Non-Titled EPs	BDT 553,455,574	BDT 556,048,739
4	Value of Compensation Paid to titled EPs	BDT 69,125,364	BDT 216,780,656.51
5	Relocated non-titled EPs (nos.)	2994 (out of 3748)	3592 (out of 3795)

Source: RAP Team and DDCS&PMSC Monthly Reports

The land area that must be acquired for the four polders under Package 1 is given below as finalized after JVS and needed adjustments in alignment.

Table 36: Land Requirement for Package-01

Polder No	Total length embankment (km)	Area to be Acquired (hectares)
32	49.50	50.65
33	52.50	16.81
35/1	62.50	40.03
35/3	40.05	24.81
Total	204.55	132.26

Source: RAP Team, DDCS&PMSC, Monthly Progress Report, March 2018

The status of land acquisition is provided in the next table. A Task Force was formed to expedite the land acquisition process for Package 01. This Task Force has aggressively pursued the handing over of land by the DCs and maintains liaison with the DC, Department of Forestry, Public Works Department and other stakeholders.

Table 37: Status of Land Acquisition – Package 01

Name of Polder	32	33	35/1	35/3	Remark
District	Khulna	Khulna	Bagerhat	Bagerhat	
Program for L.A. (ha)	50.65	16.81	40.03	24.81	
Proposal submitted to DC	29-Apr-15	3-Mar-15	28-Mar-15	28-Mar-15	
DLAC Approved	8-Jun-15	19-Mar-15	15-Apr-15	15-Apr-15	
Notice u/s 3 issued	10-Nov-15	12-Jul-15	27-Sep-15	14-Aug-15	
JVS completed	24-Dec-15	30-Sep-15	29-Sep-16	29-Sep-15	
Proposal sent to MoL	07-Apr-16	24-Dec-15	13-Apr-17	27-Jan-16	
MoL Approved	17-Aug-16	17-Aug-16	13-Jul-17	18-Apr-16	
Notice U/S-6	25-Nov-16	25-Nov-16	15-Oct-17	15-Aug-16	
Funds placed to DC (BDT million)	161.95	88.50	452.59	151.10	854.14 total
Notice U/S-7	30-Aug-17	10-Sep-17	24-Jan-18	27-Aug-17	
Present status	Possession received	Possession received (10.94). Revised proposal for remaining 5.87 ha has been submitted due to change in LA Act.	Remaining 9.86 ha land under process as per new Land Acquisition Act.	Possession received	

Source: RAP Team, DDCS&PMSC, Monthly Progress Report, December 2017

The DDCS&PMS Consultants have undertaken a substantial consultative process as evidenced by the number of consultations they have reported as of 30 September 2017 (update not available for June 2017). All groups have received four or more rounds of consultation so far and the consultations continue.

Table 38: Focus Group Formation and Number of Meetings-Package 01

Polder No.	Status on 30 Sep 2017		Status on 31 Dec 2017	
	Focus Groups Formed	Focus Group Discussions	Focus Groups Formed	Focus Group Discussions
32	68	486	68	612
33	63	438	63	693
35/1	75	541	88	880
35/3	15	150	18	216
Total	221	1,615	237	2,401

Source: RAP Team, DDCS&PMSC, email correspondence, February 2018

The rounds of consultations follow a logical progression in their content as described below.

<p>Agenda of 1st Round FGD Meeting</p> <ol style="list-style-type: none"> 1. Group Formation 2. Selection Member of FGD Committee 3. Select Designation of committee members 4. Describe objectives of FGD 5. Describe objectives of Project 6. Responsibility of Committee Member 7. Approximate date of next Meeting <p>Agenda of 2nd Round FGD Meeting</p> <ol style="list-style-type: none"> 1. Photography of EPs 2. Bank Account Opening 3. Collection of certificate from LGIs, NID, Trade License and other papers 	<p>Agenda of 3rd Round FGD Meeting</p> <ol style="list-style-type: none"> 1. EP ID Card preparation 2. Information Booklet distribution and reading out policies in the meeting 3. Procedure of payment from BWDB and required documents for payment <p>Agenda of 4th Round FGD Meeting</p> <ol style="list-style-type: none"> 1. Timeline of the project and relocation requirements after payment 2. Search alternative location from now for relocated by themselves after displacement 3. Limitation of the project in providing relocation sites 4. Encouraging displaced people to be relocated in a cluster manner
--	--

Background & Status 31 Dec 2017	Status 31 Mar 2018
<p>Shortly after their formation, the PRAC have been only modestly active since their work is entirely voluntary and no transport allowance or meeting allowance is being provided.</p> <p><u>Background:</u> The <u>relocation planning and livelihood restoration program</u> have not been given adequate or early enough attention. The 1441 EPs given compensation in the first two payment rounds began to vacate the project area in October 2016 and now almost all of that group have done so. However, it was not until months later that there has been any assistance or pre-screening of possible sites for relocation as the Physical Relocation Assistance Committees (PRAC) were formed in November 2016 and only became functional in January 2017.</p>	<p>Relocation planning and livelihood restoration need more attention. PRAC meeting allowance issue to be resolved.</p>
<p>Group relocation has taken place in one instance only in Package 01. This is in Polder 32, Kamarkhola (22+500 previous location). Twelve (12) EPs relocated together to 22+000.</p> <p><u>Background:</u> People have not agreed for cluster or group relocation so far despite the offer of community amenities; this is reportedly due to several reasons including kinship ties with the host villages, mal-adjustment/mismatch with the neighboring people and scarcity of suitable land for group relocation.</p>	<p>Only one group has elected group relocation.</p>

Background & Status 31 Dec 2017	Status 31 Mar 2018
IOL has been prepared.	A computerized data sheet on household information and on the number of structures by category has been sent to Package-02 polder staff for further checking and verifying before generation of tables for updating the RAP. PAVC will recommend unit rates for all affected structures and entitlement will thus be calculated.
PAVC meeting commenced during 2017. Unit rates were fixed in Polder 47/2 and 48.	Polders 47/2 and 48 - Unit rates have been forwarded to PD by XEN. Polders 40/2 and 41/1 – Unit rates have been fixed by PAVC. Polder 43/2 – unit rates not yet fixed though PAVC met on 18 Feb 2018.
GRCs formed, but not yet oriented/ trained; 1st meeting not yet conducted	No change
PRACs not yet formed	No change

Grievances

A total of 134 grievances have been raised in the Package 01 area to date; 20 of these have been resolved on the spot and 114 were submitted to the Grievance Redress Committee (GRC). Of these, 94 have been resolved by the GRC in prior quarters and 20 were investigated further and resolved by the GRC in the current quarter. There are no pending grievances as of 31 March 2018. The figure below shows the cumulative progression by quarter.

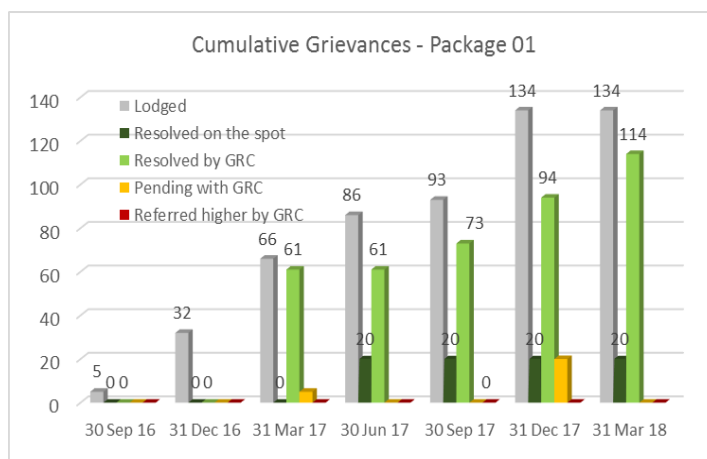


Figure 5: Cumulative Grievances – Package 01

Labor Influx

The types of site works are defined in the Contract. The works require both skilled and unskilled labor and the skilled labor spans many levels – from tradespersons to highly experience senior professionals. The policy of the Project is to first maximize the use of local staff and when skills are not available locally, to draw as much as possible from the district, then from Bangladesh and finally from overseas. The Contractor has been asked to report on the breakdown of such staff and is being guided to align his hiring to maximize use of local staff.

Camps generally have no more than 20 or so foreign workers and 20 or so national workers and these are in self-contained compounds apart from communities. A given polder may have more than one camp. Of the approximately 1500 persons working on the project at peak times, the total population that stays in work camps is approximately as follows (varies over time):

- Polder 32 – 60 persons
- Polder 33 – 90 persons
- Polder 35/1 – 50 persons
- Polder 35/3 – 50 persons

This represents less than 20% of the work force. Most laborers are unskilled and temporary workers, with virtually no unskilled workers coming from outside a polder. The Engineer's site staff visit all compounds and offices buildings of Contractor in each polder and talk with the community leaders. So far, no cases of frictions and complaints due to labor influx has been observed, though this continues to be monitored.

As of 31 March 2018, there are 1388 laborers in Package 01 and the labor profile is as follows:

- Gender – 1376 male, 12 female
- Skill Level – 245 skilled, 205 semi-skilled and 938 unskilled
- Origin – 1088 from same or adjoining district, 152 from other districts, 148 from abroad

A detailed labor influx report is available in the monthly progress reports of the DDCS&PMS Consultants.

3.2.2.2 RAP and LAP for Package 02

A draft RAP was first submitted to PMU for comments and observation in the January-March 2016 quarter and has now been finalized and submitted to the World Bank in February 2017. The census and initial Inventory of Losses (IOL) was conducted in 2015, but a revised LAP was prepared so the IOL was updated as required by the TOR before implementing the RAP. Field level updating of the inventory started in June 2016 and was completed in January 2017. The RAP was submitted to the World Bank through the PMU office and clearance obtained from the Bank's Regional Safeguards Advisor (RSA).

Total number of entities identified during census and IOL in 2015 was 7103. A total of 6693 entities were identified during updating census and IOL survey on private and public land which took place from June 2016 through September 2017.

Table 39: Status of Land Acquisition – Package 02

Sl	Name of Polder	District	Program for L.A. (ha)	Proposal submitted to DC	Approved		Notice u/s 3 issued	JVS completed	31 Mar 2018 Status
					DLAC	MoL			
1	39/2C	Pirojpur & Jhalokhati	115.95	10 Oct 16	16 Mar 17 & 30 Nov 16	Nov 17 Jhalokhati; 06 Dec 17 Pirojpur	9 Apr 17 & 27 Feb 17	Nov 2017 in Pirojpur; 22 Oct 16 in Jhalokhati	MOL Approved 06 Dec 17; processing to issue notice u/s-6.
2	40/2	Barguna	12.45	06 Oct 16	27 Mar 17	13 Mar 18	4 May 17	17 May 17	MOL Approved 13 Mar 18; remaining 0.78 ha pending for court cases.
3	41/1	Barguna	8.35	06 Oct 16	27 Mar 17	13 Mar 18	4 May 17	28 Mar 17	MOL Approved 13 Mar 18
4	43/2C	Patuakhali	14.66	30 Aug 16	14 Mar 18				Approved by DLAC 14 Mar 18. Waiting for issuance of notices u/s-4
5	47/2	Patuakhali	2.31	28 Aug 16	23 Mar 17		2 May 17	17 Oct 16	Sent to MOL for approval 04 Jun 17; waiting for approval from PM Office
6	48	Patuakhali	0.90	28 Aug 16	23 Mar 17		2 May 17	16 Oct 16	Sent to MOL for approval 03 Aug 17; waiting for approval from PM Office
Total			154.62	154.62	139.96	115.95	139.96		

Source: RAP Team, DDCS&PMSC, Monthly Progress Report, March 2018

All LA proposals have now been approved by DLAC and three of six by MoL. The shaded cells in the table above indicate steps achieved during the reporting quarter.

Table 40: Number of EP Households – Package 02

Polder No	Total Surveyed HHs	Private Land	Squatter	Tenants (GOB land)			Wage laborers (GOB land)
				Commercial	Residential	Total	
39/2	1,540	1,489	51	27	06	33	28
40/2	1,910	200	1,710	398	17	415	103
41/1	924	20	904	66	04	70	11
43/2	646	47	599	117	10	127	22
47/2	181	16	165	07	00	07	01
48	1,492	05	1,487	200	27	227	234
Total	6,693	1,777	4,916	815	64	879	399

Source: RAP Consultants, Monthly Progress Report of DDCS&PMS Consultants, September 2017 and March 2018

In an earlier quarter, property valuation surveys were conducted and Mouza rates (Government-declared rate for land) were collected from concerned Sub-Registrar's office for ascertaining replacement cost of the land, structure and trees.

All Focus Groups have been formed and discussions started. The Bengali language information brochure has been distributed.

Table 41: Focus Group Formation and Meetings-Package 02

Polder	FGD Target	FGD Formed	FGD Meetings as of 31 Dec 2017	FGD Meetings as of 31 Mar 2018
39/2C	32	32	74	74
40/2	57	57	190	190
41/1	38	38	157	157
43/2C	31	31	134	155
47/2C	09	09	46	46
48	60	60	204	224
Total	227	227	805	846

Source: RAP Consultant's Monthly Progress Report, December 2017 and March 2018

A Tribal People's Development Plan (TPDP) for the Rakhine Community at Polder 48 has been prepared and submitted to the World Bank in early 2017. Throughout the CEIP-1 polders, Tribal Peoples are found only at Polder 48, Gora-Amkhola village of Lotachapli union under Kalapara Upazila in Patuakhali District.

Table 42: Project-Affected Rakhine People

Category of Impact	Affected HHs	Project Affected Persons (Nos.)			PAPs in %
		Both Sexes	Male	Female	
Residential (with/without land)	11	44	23	21	73
Commercial (with/without land)	3	6	3	3	10
Only Tree (with/without land)	1	3	2	1	5
Others (HHs losing only secondary structure)	4	7	4	3	13
Total	19	60	32	28	100

Source: MIS & Field Level Latest Status until February 2017, RAP Team

It is interesting to note that although traditionally Rakhine tribal families are generally headed by the mother, these families are now male-headed.

Table 43: Status of ID Preparation for EPs of Package 02

Non-Titled EPs (nos.)	Photograph taken of the EPs (nos.)	ID Card Preparation	Opening Bank Account	Collection of National ID cards	Certificates from LG offices collected
4916	4658	4660	4659	4654	4661
% Done, Jan-Mar 2018 Quarter	95%	95%	95%	95%	95%
% Done, Oct-Dec 2017 Quarter	95%	95%	95%	95%	95%

Source: RAP Team, DDCS&PMSC, email correspondence February 2018 and MPR March 2018

Labor Influx

As of 31 March 2018, there are 418 laborers in Package 02 and the labor profile is as follows:

- Gender – 416 male, 2 female
- Skill Level – 96 skilled, 152 semi-skilled and 170 unskilled
- Origin – 275 from same or adjoining district, 143 from other districts, 0 from abroad
- Age – 187 are 18-25 years old, 231 are 25-50 years old, and 0 are above 50 years old

A detailed labor influx report is available in the monthly progress reports of the DDCS&PMS Consultants.

3.2.2.3 RAP and LAP for Package 03

Background and Status Prior Quarter	Current Quarter update
LAP for Polder 17/1, 17/2 and 34/3 prepared by RAP subconsultants and under review by DDCS & PMS consultant. LAP for Polder-16 & 23 under preparation.	LAPs for Polders 17/1, 17/2 and 34/3 still under review by DDCS&PMS Consultant. Preparation of LAPs for Polder 16 & 23 are nearing completion. Alignment must be finalized for Polders 14/1 and 15 before LAPs can be prepared. About 90% of mouza maps procured for the seven polders of Package 03.

3.2.3 Outputs of B3: Implementation of EMF and EMPs

3.2.3.1 Status of Submission and Review of Draft EIA Reports for Packages 1, 2 and 3

Background and Status Prior Quarter	31 March 2018 status
<u>Package 1</u> EIAs have been prepared for all Package 01 polders in May 2013 and these have been approved by the World Bank.	Done.
<u>Environmental Clearance Certificates (ECC)</u> for Package 01 have been issued by the Department of Environment on 08 Oct 2015 and must be renewed annually. The renewal request was made on 20 October 2016 via letter to the Director, DOE, Khulna Division and Bagerhat DOE District Office with copy to the Director General DOE headquarters in Dhaka. Renewed ECC has not yet been received. Jurisdictional issues have arisen with Districts level DOE claiming that renewal should be done at the	During last quarter, a request was prepared to the central Dhaka DOE office that they continue to issue ECC renewals for CEIP-1 covering all packages. During the reporting quarter, a meeting was held among PMU-

Background and Status Prior Quarter	31 March 2018 status
district level. The project works with 6 districts and this will complicate the process of renewal every year.	CEIP-1 and Director and Assistant Director of DOE on 07 March 2018. From the meeting, the Director of DOE suggested to submit the letter for renewal of ECC of Package 01 & Package 02 with the application of new ECC for Package 03.
On supplemental EIA report for Additional Bank Protection Works of Package 01 polders, comments from WB have been received. The DDSC & PMS Consultants have been working to address these comments.	Same as previous quarter. Pending decision for the additional financing for the additional bank protection works may delay finalization of EIA.
Package 2 EIAs – Done. They were first done in draft in 2015 and these have been further elaborated through iterative reviews of PMU, M&E Consultants, IPOE and World Bank. IPOE for Environment, Water Management gave concurrence on February 6, 2017. Submitted to WB and approved in March 2017.	Done.
For Package 3 EIAs, CEGIS of DDSC&PMS Consultant has been considering all the comments received on the model EIA for Polder 34/3 to prepare remaining six EIAs of the Package 03. On 27 and 31 December 2017, respectively, the DDSC&PMS Consultants submitted the EIA for Polder 16 and 17/1 to PMU. Polder 16 EIA was forwarded to IPOE and World Bank for review on 28 December 2017. All the 7 EIAs of package W-3 are planned to be accomplished by March 2018.	7 EIA reports of Package-3 are being reviewed and adjusted by DDSC&PMSC to respond to the World Bank's comments. The potential date for submission of all the 7 EIA/EMP to PMU is expected by the end of May, 2018.

Table 44: Status of EIA Preparation

Pkg No	Polder	Field investigation status	Draft to PMU	Comment from PMU/M&E*	Draft to WB	Comment from WB	Actual Date Final Draft to WB	Target Date for Final Draft to WB	WB concurs	DoE Issues First Annual ECC
1	32,33, 35/1, 35/3	Done					May & June 2013		Yes	08 Oct 2015
2	39/2C, 40/2, 41/1, 43/2C, 47/2, 48	Done	13 Sep 15 to 03 Feb 16	02 Nov 15	03 Nov 15 to 29 Sep 16	17 Nov 15 to 12 Jun 16	05 Feb 17	Aug 2016	Yes Mar 2017	07 Mar 2017
3	14/1 15 16 17/1 17/2 23 34/3	Completed in the Jan-Mar 2018 quarter	34/3 model EIA submitted 30 Mar 2017; P-16 and P-17/1 submitted 27&31 Dec 2017	Comments provided April 2017	34/3 model EIA submitted 30 March 2017	Comments provided 11 May 2017 and again Aug 2017	Jun 2017 for 34/3	May 2018		

Source: PMU, DDSC&PMSC and M&E Consultant records

3.2.3.2 Status of Environmental Action Plan (EAP) and C-ESMP

Background and Status Prior Quarter	Current Quarter update
The Package 01 Contractor's EAP was given provisional approval by the DDSC&PMS Consultants and submitted to the World Bank on 24 October 2016, through PMU, for comment. The World	The improved EAPs are under review by DDSC&PMS Consultants.

Background and Status Prior Quarter	Current Quarter update
<p>Bank provided guidance – specifically that there should be one EAP per polder, that it should be site-specific and that it should more fully elaborate upon the EMP. The DDCS&PMS Consultants have assisted the Contractor in preparation of the revised EAP, with input of PMU and the M&E Consultants.</p> <p>The revised polder-specific Contractor’s EAPs were submitted to PMU by the DDCS&PMS Consultants on 9 July 2017 and forwarded to the World Bank. The World Bank provided its comments. During the reporting quarter, the Contractor has submitted the updated EAPs of the 4 Polders of Package 01 to the DDCS&PMS Consultants for review.</p> <p>The Contractor routinely reports compliance with the EAP and the DDCS&PMS Consultants, PMU staff and M&E Consultants review EAP reporting and monitor compliance.</p>	<p>The Contractor routinely reports compliance with the EAP and the DDCS&PMS Consultants, PMU staff and M&E Consultants review EAP reporting and monitor compliance.</p>
<p>2,701 participants were provided environmental, health and safety training by the Package 01 Contractor during the quarter (allowing double-counting of persons trained more than once).</p> <p>As background, the DDCS&PMS Consultants prepared material for imparting environmental training of the Package 01 Contractor’s personnel, CEIP-1 field level Consultants and BWDB officials. The training started on 01 and 02 October 2016 and there was a second round of training in November 2016. This was followed by training to about 50% of Contractor staff by the environment staff of the Contractor.</p>	<p>194 training events on environment were delivered by the Package 01 contractor during the quarter covering 4,154 participants (a person is counted multiple times if they participated in more than one training).</p>
<p>The Package 02 Contractor submitted a draft Contractor Environmental and Social Management Plan (C-ESMP) in June 2017 and after some revisions it was provisionally approved by the DDCS&PMS Consultant in his capacity as Engineer.</p> <p>During the reporting period the Contractor of Package 02 submitted more detailed C-ESMPs of all 6 Polders and these are under review.</p> <p>Compliance being monitored.</p>	<p>The revised C-ESMP is under review by the DDSC&PMS Consultants, PMU and M&E Consultants.</p> <p>Compliance being monitored.</p>

3.2.3.3 Environmental Training

The training that has taken place during calendar year 2017 is as shown in the table below.

Table 45: Environmental Training of Contractor expatriate and local workers - Package W-01 during January-March 2018

Month	No. of Events	Number of trainees	Location
January 2018	53	1211	Polder-32, 33, 35/1 & 35/3
February 2018	40	1388	Polder-32, 33, 35/1 & 35/3
March 2018	101	1555	Polder-32, 33, 35/1 & 35/3
Quarter Total	194	4154	

Source: Training report of Contractor W-01

Note : A person is counted each time they receive training, thus they are counted multiple times if they participated in more than one training.

**Table 46: Environmental Training Conducted by DDSC &PMS Consultants and PMU for Contractor
Package W-02**

Period	No. of Events	No. of trainees	Location
Jan-Mar 2018	1	20	Polder 39/2C
Jan-Mar 2018	1	14	Polder 40/1 and 40/2
Jan-Mar 2018	1	7	Polder 47/2and 48
Quarter Total	3	41	

3.2.3.4 Bi-Annual Environmental Monitoring Report

Background and Status Prior Quarter	Current Quarter update
Three such reports have been prepared to date through a collaboration of PMU, M&E Consultants and DDSC&PMS Consultants.	Bi-Annual Environmental Monitoring Report #4 for July-December 2017 was submitted on 31 January 2018 as required.

3.2.3.5 Field-Level Environmental Compliance

Background and Status Prior Quarter	Current Quarter update
<p>Environmental compliance monitoring has been carried out during the reporting period from a variety of agencies such as DDSC&PMS Consultants, PMU and M&E Consultants. Contractor has been submitting the EMP compliance implementation and monitoring reports twice in a month to DDSC&PMS Consultants. Those reports have been reviewed and guidance provided by the DDSC&PMS Consultants, PMU and M&E Consultants to improve the implementation and monitoring of the EMP by the contractor.</p> <p>The monitoring from different agencies found that Environmental compliance and awareness have improved substantially as evidenced by increased use of PPE, improved facilities, signage, erection of protective fencing, existence of documentation, and training etc.</p>	<p>Contractor continues to submit the EMP compliance implementation and monitoring reports twice in a month.</p> <p>Environmental awareness and compliance continue to improve, though some areas of non-compliance continue to be found during field visits.</p>

3.2.3.6 Annual Environmental Audit

Background and Status Prior Quarter	Current Quarter update
Annual Environmental Audit #1 covering January –December 2016 was submitted as required on 7 February 2017. The TOR for Audit #2 covering the period January-December 2017 was drafted and shared with the PMU.	Annual Environmental Audit #2 covering January –December 2017 was submitted by the deadline of 7 February 2018.

3.2.3.7 Environmental Field Visits Conducted

During this reporting period, the following field visits were carried out by the environmental personnel from different agencies.

SI	Field visit by Environmental Personnel	Number of field visits during the quarter	Objective of the field visit
1	3 rd Party M&E Consultants	3	Second Environmental Audit, observation of environmental compliance at various work sites in Package 1 areas and camp sites in Package 2.

SI	Field visit by Environmental Personnel	Number of field visits during the quarter	Objective of the field visit
2	DDSC & PMS Consultants	3	To supervise and monitor the EMP implementation, to conduct training on EHS.
3	PMU	3	To supervise and monitor the EMP implementation, to conduct training on EHS.

3.2.3.1 Status of Afforestation

Afforestation work has not yet commenced. The evaluation of nominated NGOs has commenced based on nominations by DCs for 4 of the 5 packages. It was originally planned that these NGOs were to undertake the afforestation work along with WMO formation, but most recent thinking is that afforestation will be cut from the scope and implemented directly by the Forest Department.

Targets for afforestation are reported in the table below, based on the Additional Tasks Assigned section of the Volume III: Afforestation Report of March 2013.

Table 47: Afforestation Targets

SL No.	Polder No.	Afforestation (ha)
1	32	35.4
2	33	41.7
3	35/1	25.8
4	35/3	20.94
	Package 01	123.84
5	39/2C	11.27
6	40/2	17.06
7	41/1	19.81
8	43/2C	13.43
9	47/2	9.73
10	48	16.89
	Package 02	88.19
11	14/1	17.37
12	15	6.02
13	16	24
14	17/1	29.53
15	17/2	8.45
16	23	19.04
17	34/3	12.48
	Package 03	116.89
	Total	328.92

Source: Afforestation Report, March 2013

3.3 Outputs of Component C: Construction Supervision, Project Monitoring and Evaluation and Coastal Zone Monitoring

3.3.1 Outputs of C1: Detailed Design and Construction Supervision of Package 01

3.3.1.1 Design Status of Package 01

All detailed designs have been completed for package 01 works in earlier quarters, based on modeling that determined the design parameters as well as geotechnical surveys and investigations. Revisions are being made as needed based on field conditions.

3.3.1.2 Preparation of Bidding Documents for Package 01

Bid Documents were completed in 2015 and the Contractor has commenced services on 26 January 2016.

3.3.1.3 Construction Supervision for Package 01

The completed and ongoing construction works are shown in section 3.1.1. The DDCS&PMSC is undertaking the required site supervision activities. Overall a construction site supervision system is operational and being improved. The Contractor submitted a revised quality assurance manual in early 2016.

3.3.2 Outputs of C1: Detailed Design and Construction Supervision of Package 02

3.3.2.1 Design Status of Package 02

The status of design of the various elements of the works are summarized in the tables that follow.

Table 48: Status of Design for Package 02

SI No.	Polder	Embankment (Km)			Drainage Channel (Km)			Drainage Sluice (No.)			Flushing Sluice (No.)			River Bank Protection Works (Km)		
		Target	Achievement		Target	Achievement		Target	Achievement		Target	Achievement		Target	Achievement	
			Design Prepared	Design Approved		Design Prepared	Design Approved		Design Prepared	Design Approved		Design Prepared (*)	Design Approved		Design Prepared	Design Approved
1.	39/2C	59.25	59.25	59.25	54.23	54.23	54.23	13	13	13	20	20	20	3.50	3.50	3.50
2.	40/2	34.40	34.40	34.40	32.56	32.56	32.56	9	9	9	11	11	11	-	-	-
3.	41/1	33.81	33.81	33.81	30.16	30.16	30.16	10	10	10	16	16	16	0.875	0.875	0.87
4.	43/2C	25.70	25.70	25.70	28.25	28.25	28.25	8	8	8	15	15	15	0.500	0.500	0.50
5.	47/2	17.55	17.55	17.55	9.70	9.70	9.70	4	4	4	5	5	5	0.520	0.520	0.52
6.	48	38.00	38.00	38.00	33.10	33.10	33.10	6	6	6	3	3	3	-	-	-
Total 31 Mar 18		208.71	208.71	208.71	188.0	188.0	188.0	50	50	50	70	70	70	5.395	5.395	5.395
Total 31 Dec 17		208.71	208.71	208.71	188.0	188.0	188.0	50	50	50	71	71	69	5.395	5.395	5.395

SI No.	Polder	Embankment Slope Protection Works (km)			Flood Wall (Km)			Paved Road (Km)			Closure (No.)			Gates & Hoists						
		Target	Achievement		Target	Achievement		Target	Achievement		Target	Achievement		Drainage Sluice (No.)			Flushing Sluice (No.)			
			Design Prepared	Design Approved		Design Prepared (**)	Design Approved		Design Prepared	Design Approved		Design Prepared (**)	Design Approved	Target	Design Prepared (***)	Design Approved	Target	Design Prepared (***)	Design Approved	
1.	39/2C	4.000	4.000	4.000	1.95	-	-	11.04	11.04	11.04	8	8	-	1	1	1	1	1	1	1
2.	40/2	1.137	1.137	1.137	8.30	8.30	-	5.40	5.40	5.40	-	-	-	1	1	1	1	1	1	1
3.	41/1	-	-	-	7.15	-	-	21.35	21.35	21.35	-	-	-	1	1	1	1	1	1	1
4.	43/2C	0.261	0.261	0.261	-	-	-	5.50	5.50	5.50	-	-	-	1	1	1	1	1	1	1
5.	47/2	-	-	-	-	-	-	-	-	-	-	-	-	1	1	1	1	1	1	1
6.	48	3.989	3.989	3.989	-	-	-	7.00	7.00	7.00	-	-	-	1	1	1	1	1	1	1
Total 31 Mar 18		9.387	9.387	9.387	17.40	8.30	-	50.29	50.29	50.29	8	8	-	6	6	6	6	6	6	6
Total 31 Dec 17		9.387	9.387	9.387	17.40	8.30	-	50.29	50.29	50.29	8	8	-	6	6	6	6	6	6	6

Source: DCS&PMS Consultant

Notes:

- (*) Typical design of Flushing Sluice with classified locations have been identified and preparation of detailed design are in progress
- (**) The contractor shall design and prepare final drawings for each closure and submit to the Engineer for approval.
- (***) Typical Gate Design prepared for these polders.

3.3.2.2 Preparation of Bidding Documents for Package 02

Bid documents for Package 02 were completed and issued on 04 December 2015 and bids were evaluated in 2016. Notice of award was issued on 15 December 2016 and contract was signed on 08 March 2017.

3.3.2.3 Construction Supervision for Package 02

Contractor mobilized in June 2017 and started surveying work and establishment of camps and stockyards. Notice to commence was issued 12 July 2017. DDCS&PMS Consultants reviewed and approved site layouts and supervised emergency works in two polders.

3.3.3 Outputs of C1: Detailed Design and Construction Supervision of Package 03

3.3.3.1 Design Status of Package 03

Modeling for detailed design is now complete with frequency analysis of wave height for cyclonic waves, wind data analysis, computation of embankment crest level, etc. Survey work is fully completed. Design is estimated to be about 25% as of 31 December 2017, unchanged from 30 September 2017.

Table 49: Status of Design for Package 03

SI No.	Polder	Embankment (Km)			Drainage Channel (Km)			Drainage Sluice (No.)			Flushing Sluice (No.)			River Bank Protection Works (Km)		
		Target	Achievement		Target	Achievement		Target	Achievement		Target	Achievement		Target	Achievement	
			Design Prepared	Design Approved		Design Prepared	Design Approved		Design Prepared	Design Approved		Design Prepared	Design Approved		Design Prepared	Design Approved
1.	14/1	31.25	31.25	-	13.23	-	-	5	-	-	4	-	-	1.00	-	-
2.	15	30.50	30.50	-	15.44	-	-	4	-	-	4	-	-	0.10	-	-
3.	16	45.00	45.00	-	47.90	-	-	15	-	-	10	-	-	0.30	-	-
4.	17/1	38.50	38.50	-	35.80	-	-	10	9	-	Nil	-	-	-	-	-
5.	17/2	11.00	11.00	-	12.40	-	-	3	3	-	Nil	-	-	0.25	-	-
6.	23	37.00	37.00	-	31.50	-	-	12	12	-	12	-	-	Nil	-	-
7.	34/3	17.00	17.00	-	11.10	-	-	3	3	-	6	-	-	Nil	-	-
Total 31 Mar 17		210.25	210.25	-	167.37	-	-	52	27	-	36	-	-	1.65	-	-
Total 31 Dec 17		210.25	210.25	-	167.37	-	-	52	27	-	36	-	-	1.65	-	-

SI No.	Polder	Embankment Slope Protection Works (km)			Closure (No.)			Gates & Hoists					
		Target	Achievement		Target	Achievement		Drainage Sluice (No.)			Flushing Sluice (No.)		
			Design Prepared	Design Approved		Design Prepared (**)	Design Approved	Target	Design Prepared (***)	Design Approved	Target	Design Prepared (***)	Design Approved
1.	14/1	6.86	-	-				1	-	-	1	-	-
2.	15	4.44	-	-				1	-	-	1	-	-
3.	16	1.00	-	-				1	-	-	1	-	-
4.	17/1	-	-	-				1	-	-	Nil	-	-
5.	17/2	Nil	-	-				1	-	-	Nil	-	-
6.	23	3.00	-	-				1	-	-	1	-	-
7.	34/3	Nil	-	-				1	-	-	1	-	-
Total 31 Mar 18		15.30	-	-				7	-	-	5	-	-
Total 31 Dec 17		15.30	-	-				7	-	-	5	-	-

Source: DCS&PMS Consultant

3.3.3.2 Preparation of Bidding Documents for Package 03

Progress of this task as of 31 March 2018 remains about 20% complete for the last five quarters.

3.3.3.3 Construction Supervision for Package 03

No activities as contract for Package 03 has not yet commenced.

3.3.4 Outputs of C2: Third Party Monitoring and Evaluation of Project

Key accomplishments January-March 2018 include:

- Participated in the World Bank/PMU meetings – e.g., Social Safeguards meeting in January, WB Technical Meeting and WB Strategy meeting in February.
- Organized and commenced the second round Baseline Survey for Package 02 households and mid-line survey for Package 01 households covering general population, PAHs and comparison households.
- Conducted the 2nd Annual Environmental Audit and submitted the report.
- Provided coordination, drafting and content editing of the Bi-Annual Environmental Monitoring Report #4.
- Undertook review of Package 03 EIAs.
- Prepared the 9th Quarterly Progress Report
- Made field visits for monitoring of implementation, safeguards compliance and consultation with PAPs.
- Advanced the development of the web-based PMIS and presented it to a combined PMU and DDCS&PMS Consultant working group obtaining valuable and constructive comments.
- Contributed to the preparation of elements of the proposed revised DPP.

Achievement Compared to Plan

The M&E Consultants' partial Work Plan for the period 01 November 2015 to 31 December 2018 (abbreviated to focus on near-term) is depicted in the figure below. The services are generally on schedule, though the consultative process surrounding the finalization of the Comprehensive M&E Framework and Strategy and survey instruments has meant a delay in the start of the baseline survey work and the lag between Package 01 and 02 necessitates a second baseline be undertaken.

Table 50: M&E Achievement versus Plan

Task Groups and Major Tasks	Status
Task Group 1 – Mobilize and Prepare Inception Report	Fully completed on schedule. Inception report submitted on 26 Dec 2015 (due 31 Dec). Final version incorporating comments from workshop was issued in February 2016.
Task Group 2 – Prepare Comprehensive M&E Framework and Strategy	All tasks completed per schedule, with draft submitted on 11 Feb 2016 (due 15 Feb). Final version incorporating comments from workshop was issued in June 2016.
Task Group 3 – Develop and Maintain a Comprehensive Web-Based PMIS	Under development. A partial beta version has been shared with key stakeholders and changes have been made in response to feedback.
Task Group 4 – Develop Baselines	Questionnaires, sampling methodology done. Sampling frames developed and primary data collection done for first round. A second round baseline and midline survey is underway in March-April 2018 to capture Package 02 baseline conditions and provide a benchmark of conditions in Package 01.

Task Groups and Major Tasks	Status
Task Group 5 – Monitor and Evaluate Project Implementation Progress and Establish Reporting System	See details below
<ul style="list-style-type: none"> Develop/Improve Standard Input/ Output Formats for Data Collection and Reports 	Completed
<ul style="list-style-type: none"> Track Key Indicators and Carry Out Process Monitoring 	Being implemented
<ul style="list-style-type: none"> Assist PMU in its Preparation of RBM-Compliant Quarterly and Annual Reports 	Being implemented
<ul style="list-style-type: none"> Provide Recommendations, Briefings and Support to PMU and PSC for Improved Implementation 	Being implemented
<ul style="list-style-type: none"> Conduct Field Studies, Video Documentation 	Being implemented
<ul style="list-style-type: none"> Supervise and Monitor EMF Implementation 	Being implemented
<ul style="list-style-type: none"> Supervise and Monitor S/RPF and RAP Implementation 	Being implemented
<ul style="list-style-type: none"> Monitor Performance of WMOs 	WMOs not yet formed
<ul style="list-style-type: none"> Promote Adoption of Improved Information Flows 	Being implemented
<ul style="list-style-type: none"> Prepare Quarterly and Annual Reports 	QPR#1 through #10 prepared. First and Second Annual Reports prepared covering FY 2015/16 and FY 2016/17.
<ul style="list-style-type: none"> Prepare Mid Term Progress Report 	Prepared in January 2017.
<ul style="list-style-type: none"> Prepare Special Reports 	Various field visit reports prepared; briefing documents prepared for multiple World Bank missions; contributed to 1 st , 2 nd , 3 rd , 4 th and 5 th Bi-Annual Environmental Monitoring Report; Prepared 1 st and 2 nd Annual Environmental Audit Report.
Task Group 6 – Monitor and Evaluate Project Impacts and Performance	Prepared Performance Brief for Mid-Term Review of January 2017. Ongoing monitoring in the field Ongoing review of implementation
Task Group 7 – Strengthen Capacity of PMU and Implementing Agencies in M&E and PMIS	Orientation provided to key stakeholders to the PMIS via a workshop, and subsequent presentations.

Source: M&E Consultants

3.3.5 Outputs of C3: Long-Term Monitoring, Research and Analysis of Bangladesh Coastal Zone

While contract not yet signed and negotiations have continued since April 2016, this finally came to a close on 29 January 2018. The draft contract has been signed and sent to the World Bank for no objection which was granted on 28 March with some observations. These have been forwarded to the Consultants.

3.4 **Outputs of Component D: Project Management, Technical Assistance, Training and Strategic Studies**

3.4.1 Outputs of D1: Project Management Support and Audits

3.4.1.1 Project Institutional and Implementation Arrangements

Table 51: Status of PMU Institutional Setup

Sl.	Action Item	Status 31 Dec 2017	Status 31 Mar 2018
1	Project Steering Committee will meet periodically to provide a forum for overall guidance, policy advice and coordination of project activities and addressing inter-agency issues.	PSC meetings took place on: 16 August 2017 14 December 2016 19 March 2015	No change.
2	Design and Construction Supervision Consultants (DDCS&PMSC), including sub-consultants for EIA development and EMP implementation and RAP development and implementation providing services.	Contracted in December 2014 and commenced work in January 2015.	Ongoing.
3	M&E Consultants to provide support in monitoring project impacts and supervise the implementation of the EMP/RAP	Contracted in October 2015 and commenced work in November 2015.	Ongoing.
4	NGO for Social Afforestation and Social Action Plan implementation, including formation of pilot WMOs.	NGO nomination lists provided by DCs for 2 of 5 packages so far.	Valid NGO nomination lists provided by DCs for 4 of 5 packages so far and these are being evaluated to select firm using CQS method of procurement. TOR may be revised to eliminate afforestation element.
5	Procurement Panel to assist in the procurement process for large value contracts. The panel consists of two international consultants and one national consultant.	The three-member panel is in place.	Chairman Mr. Sharma's contract ended 28 Feb 18. I.A. Khan's contract ends 13 May 18. Aminul Islam's contract ends June 2018.

Sl.	Action Item	Status 31 Dec 2017	Status 31 Mar 2018
6	Independent Panel of Experts (IPoE) will be appointed to act as an independent “peer reviewer” and undertake various quality control functions of various technical outputs. The Panel will consist of five renowned experts: coastal, estuarine and river morphologist; sediment/tidal management expert; design expert in embankment and hydraulic structures; social expert; and environment, water management and polder expert.	For three remaining IPOEs, fresh call for CVs made with 15 January 2018 submission deadline. Chairman of IPoE (Environment, Water Management and Polder Expert) has been appointed and in place since 23 March 2015. Social IPoE Expert appointed on 20 July 2017.	CVs under evaluation for the three vacant IPOE positions. The contract for Chairman of IPOE lapsed on 31 Dec 2017.
7	A Deputy Project Director position is envisioned in the project design and may be a useful addition to the PMU as activities start to intensify.	Discussed in October 2016 among PMU and World Bank and decision made to recruit the Deputy PD. BWDB is short of appropriate candidates.	No change.

3.4.1.2 Financial Management

Table 52: Status of Financial Management Arrangements

Sl.	Action Item	Status 31 Dec 2017	Status 31 Mar 2018
1	Special Accounts – Two separate designated accounts to be opened, one for the IDA Credit and one for the PPCR Grant	Complied. Two accounts (one for IDA, one for PPCR) opened on 16 February 2014 at Janata Bank, Kamal Ataturk Avenue, Banani.	No action needed.
2	All payments to be made directly by PD from PMU; no payments to be handled through the division/regional offices.	Complied.	No action needed.
3	100% beneficiary bank accounts will be opened for resettlement payments and no cash payments or cash checks will be issued. Resettlement payments will be shown as an individual category of expenditure in the financial statement.	Opening of bank accounts for Package 01 EPs has been completed. Payments have commenced and are being issued via checks that must be deposited. Opening of bank accounts underway for Package 02 EPs.	Bank accounts have been opened by 95% of Package 02 EPs.
4	Interim Un-audited Financial Report (IUFR), in a format acceptable to the Bank, to be submitted on a quarterly basis to the World Bank for review within 45 days from the end of each quarter	IUFR for quarter ending 30 September 2017 submitted to the WB by the 15 November 2017 deadline. One observation made about recovery of advances to the contractor, for which response is under process.	IUFR for quarter ending 31 December 2017 submitted to the WB by the deadline and stands accepted. (update: IUFR for 31 March 2018 submitted ahead of schedule and also stands accepted)

Sl.	Action Item	Status 31 Dec 2017	Status 31 Mar 2018
5	Annual audit of the financial statement by the Foreign Aided Project Audit Directorate (FAPAD) of the Auditor & Comptroller General's Office (C&AG). Audited project financial statements are to be submitted to the Bank within six months from the close of each fiscal year until the close of the credit.	FAPAD audit for FY 2016/17 completed.	Not yet due.
6	Performance audit – an independent performance audit, including review of the financial management system and verification of procurements will be carried out by a Chartered Accountant two years before the credit closing date. The process of selection and TOR for such audit(s) will be agreed with the Bank.	Not yet due.	Not yet due.
7	Internal audit – will be carried out by the Internal Audit Wing of BWDB and the report shall be submitted to the Bank within 15 days of receipt of such report by the project.	FY 2016/17 audit not yet planned.	Will propose to eliminate this requirement as BWDB capacity for such audits is limited and it would be redundant with the FAPAD audit.
8	Project Audit Committee shall be established within the PMU to follow up implementation of valid audit recommendations. This committee shall be chaired by an individual independent of the project operation and consist of no less than three people including the Chairman and the PD. The committee will meet within every 120 days and minute the decisions and discussion held. These minutes will be shared with the Bank within 15 days from the date of the meeting.	Not yet established	Not yet established
9	The Project will follow the Public Works Department (PWD) Accounts Code/Manual with updating (BWDB system). Should it become necessary, PMU will prepare a separate FM Manual for the project, which will be aligned with BWDB's financial management, compatible with the agreed funds flow arrangements and reviewed by the Bank.	PWD Accounts Code / Manual with updating BWDB system in conformity with the PPA-06 & PPR-08 are being followed.	No action needed.

3.4.1.3 Governance Accountability and Action Plan

The Governance Accountability and Action Plan (GAAP) is being complied with most of the action items completed. The GAAP is presented in Annex 6.

3.4.2 Outputs of D2: Technical Assistance and Training

A training/exposure visit for senior staff of BWDB to Netherlands was undertaken in November/December 2017, but no training during the current quarter.

3.4.3 Outputs of D3: Strategic Studies and Future Project Preparation

The procurement process planned to start in the current FY (July 2017 to June 2018) according to the new Procurement Plan. The DDCS&PMS Consultants are drafting a background paper so that BWDB can prepare the ToR.

3.5 Outputs of Component E: Contingent Emergency Response

Component E has not been triggered.

4. KEY PERFORMANCE INDICATORS

The key performance indicators (KPI) as defined by the PAD/DPP are listed below along with their cumulative values. There was no change in the KPI during the quarter. A more detailed table showing targets and achievements is found in Annex 7.

Table 53: Summary Status of Key Performance Indicators per PAD/DPP

S. No.	PDO Indicators per PAD/DPP	Indicator Type	Total Project Target	Cumulative Value as of 31 Dec 2017	Cumulative Value as of 31 Mar 2018
1	Gross area protected	outcome	100,800 ha	0	0
2	Direct beneficiaries from increased resilience to climate change (number) and % women (PPCR core indic. A1.3)	outcome - core	760,000 (50% women)	0	0
3	Cropping intensity	outcome	180	TBD baseline	TBD baseline
4	Contingent Emergency Appropriation	input	No target	Not triggered	Not triggered

S. No.	Intermediate Results Indicators per PAD/DPP	Indicator Type	Total Project Target	Cumulative Value as of 31 Dec 2017	Cumulative Value as of 31 Mar 2018
5	Length of upgraded embankment	output	623 km	27.9 kms done; 60.4 additional kms commenced	37.3 kms done; 71.0 additional kms commenced (all Pkg 01)
6	Drainage structures replaced and upgraded	output	129 no	10, excluding gates/CC block (+9 started); Pkg 01 = 10+8 Pkg 02 = 0+1	12, excluding gates/CC block (+21 started); 2 under repair; Pkg 01 = 12+20 Pkg 02 = 0+1
7	Regulators upgraded	output	134 no	0	0
8	Flushing inlets upgraded	output	244 no	1, excluding gates/CC block (+14 started)	10, excluding gates/CC block (+15 started) Pkg 01 = 10+10; Pkg 02 = 0+5
9	Length of drainage channels upgraded	output	794 km	11.7 (ratio length) Pkg 01 - 11.7 Pkg 02 - 0	17.7 (ratio length) Pkg 01 - 17.7 Pkg 02 - 0
10	Area Afforested (PPCR core indic. B3)	output - core	300 ha	0	0
11	Water Management Organizations functioning (meeting regularly, operations, no. of disputes)	outcome	4 no	0	0
12	Water Management Organization (WMO) formed	output	4 no	0	0
13	Improved coastal monitoring - studies undertaken (as related to PPCR core indicator on the use of climate information in decision-making)	output	2 no	0	0

14	BWDB days of training provided (total person-days) (women person-days)	output - core	160 days	45 (461 p-days) (66 w-days)	45 (461 p-days) (66 w-days)
15	Grievance Redress Committees (GRC) established	output	17 no of polders	10 polders (Pkg-01: 15 GRC, functioning; Pkg-02: 21 GRC formed)	10 polders (Pkg-01: 15 GRC, functioning; Pkg-02: 21 GRC formed)

5. PLANS FOR THE NEXT TWO QUARTERS AND BEYOND

5.1 Planned Outputs for Component A: Rehabilitation and Improvement of Polders

5.1.1 Planned Outputs of A1: Rehabilitation and Improvement of Polders

5.1.1.1 Works Package 01

While the Contractor's Work Program is under revision, the plans for the upcoming dry season were presented at a meeting at the MoWR on 12 November 2017 and these are shown below.

Package 01

SI	Activity	Contract Quantity	Done through June 2017		Done from July –Dec 2017		Done from Jul 2017-Mar 2018		Total Program for July 2017-June 2018	
			Full	Part	Full	Part	Full	Part	Full	Part
1	Embankment	200.85 kms	27.86	54.30	0	5.07	39.39	75.90	102.00	54.30
2	Drainage Channel excavation	167.21 kms	10.95	0				27.15	156.26	0
3	Drainage Sluice construction	39 nos.	0	11		3	11	21	21	11
4	Drainage Sluice repair	2 nos.	0	0					2	0
5	Flushing Sluice construction	37 nos.	0	2		4	10	12	16	2
6	Flushing Sluice repair	30 nos.	0	2					25	2
7	Slope protection	21.98 kms	0.20	0		0.37	0.77	8.73	15.00	0
8	River Bank protection	7.70 kms	0	0.40		0.36		2.85	4.00	0.40
9	Closure	1 no.	0	0				0	0	1

5.1.1.2 Works Package 02

Package 02

Works commenced from January 2018.

SI	Activity	Contract Quantity	Done through June 2017		Done from July-Dec 2017		Done from Jul 2017-Mar 2018		Total Program for July 2017-June 2018					
			Full	Part	Full	Part	Full	Part	Full	Part				
1	Embankment	209 kms	Nil as mobilizing	Nil as mobilizing	Nil	Nil			0	58				
2	Drainage Channel excavation	188 kms										20	0	
3	Drainage Sluice construction	50 nos.									0	1	0	20
4	Drainage Sluice repair	6 nos.											0	0
5	Flushing Sluice construction	73 nos.									0	5	0	18
6	Flushing Sluice repair	8 nos.											0	0
7	Slope protection	9.5 kms											2	0
8	River Bank protection	5.40 kms											0	5.40
9	Closure	8 no.											0	0
10	Road Pavement on embankment and road crossing embankment	51 kms											0	0
11	RCC Flood Wall construction	17 kms											0	0

5.1.1.3 Works Package 03

Ref	Activity	Target Date per World Bank MTR Mission	Status
1	Package W-03 Bidding Document prepared	15 June 2017	Preparations are to continue. Projected to be ready in mid-2018.
2	Detailed Design of Package W-03	30 June 2017	The Detailed Design activities are to continue as agreed during the MTR mission. May be completed in mid-2018 as the DDCS&PMS Consultants have only one design engineer in place at this time.

5.1.2 Planned Output of A2: Afforestation

No physical progress is expected in the next two quarters as call for proposals not yet issued to selected NGOs. If the Afforestation is removed from the ToR for these lots and transferred to the Forestry Department for implementation, as is currently under consideration, the work could commence in the next two quarters.

5.2 Planned Outputs of Component B: Implementation of Social and Environmental Management Frameworks and Plans

5.2.1 Planned Outputs of B1: Implementation of Social Action Plans

Recruitment of NGOs for WMO formation and SAP is expected to be completed in the next two quarters. There will be five packages and the NGOs will be recruited using Consultant Qualification Selection (CQS) method of procurement wherein the best NGO (based on EOI) is invited to submit a proposal for a given package.

5.2.2 Planned Outputs of B2: Implementation of Social Management and Resettlement Policy Framework (SMRPF) and Resettlement Action Plans (RAPs)

The plans for Packages 01 and 02 are presented in Gantt Chart format in Figures 6 and 7.

The plans for RAP and LAP of Package 01 covering the next two quarters include:

- Issue notice under Section 3 for balance of Polder 33 (5.87 ha) and Polder 35/1 (9.86 ha).
- Complete the payment of compensation for all non-titled EPs by June 2018.
- Pro-actively facilitate the payment of compensation for land by DCs to an increased number of titled EPs.
- Program for development of strategy and action plan for settlement of pending land legacy issues with timetable.
- Program for development of database of land ownership and land taking under existing embankments with timetable.
- Ensure PRAC is functional and pro-actively supporting PAPs that will be displaced.

The plans for RAP and LAP of Package 02 covering the next two quarters include:

- For Polder 43/2C, 47/2 and 48, obtain MOL and PMO approval for LAP.
- Issue notice under sections 6 and 7 for all Package 02 polders.
- Start the payment of compensation for Package 02 EPs – both titled and non-titled.
- Ensure PAVC and GRC members are trained and convening for all polders of Package 02
- Ensure PRAC is functional and pro-actively supporting PAPs that will be displaced.

The plans for RAP and LAP of Package 03 covering the next two quarters include:

- Complete LAPs for all 7 polders. Alignment must be finalized for Polders 14/1 and 15 and then LAPs can be prepared for these two polders.

Key milestones for the RAP and LAP of Packages 02 and 03 covering the next two quarters is presented in the table that follows.

Ref	Activity	Target Date per World Bank MTR mission	Status	Revised Target Completion Date
Overall				
28	Program for development of database of land ownership and land taking under existing embankments with time table (representative sample from each package)	30 April 2017	In process	ASAP
29	Program for development of strategy and action plan for settlement of pending land legacy issues with time table	30 June 2017	In process	ASAP
Package 02				
Nil	Formation and training / orientation of GRC for Package W-02	30 June 2017	GRCs formed. All GRCs to be trained.	30 June 2018
Nil	Formation and training / orientation of PRAC for Package W-02	31 August 2017	Not yet formed	30 Sep 2018
Nil	All steps for preparation of ID cards of EPs for Package W-02	31 August 2017	95% complete as of 31 March 2018	30 June 2018
Nil	Determination of unit rate for structure and trees for Package W-02	30 June 2017	PAVC committee members appointed and unit rate for structures determined in Polder 40/2, 41/1, 47/2 and 48, but not yet for trees.	30 June 2018
Nil	Determination of individual entitlement for EPs of Package W-02	31 August 2017	Individual entitlement will be determined after PAVC rate is available.	30 June 2018 for first tranche
Nil	Commence payment of non-titled EPs for Package W-02	30 Sept 2017	Not yet started	30 June 2018
Nil	Obtain approval of Package 02 LAPs from MoL	nr	39/2C, 40/2 and 41/1 approved so far. Remaining 3 polders of Package 02 to be approved	30 June 2018
Package 03				
Nil	Collection of information from BWDB local offices on previously acquired land for Package W-03	nr	Completed, including for Polder 14/1 and 15.	Done by 31 Dec 2017
Nil	Collection of Khatians From Union level Tahsil Offices for Package W-03	nr	In progress	30 April 2018

Ref	Activity	Target Date per World Bank MTR mission	Status	Revised Target Completion Date
Nil	Preparation of plot schedule for Package W-03	nr	03 Polders (Polder no.-17/1, 17/2 and 34/3) have already submitted. 02 Polders (Polder no.-16 and 23) expected to be submitted by May 2018. Remaining 02 Polders (Polder no.-14/1 and 15) by June 2018.	30 June 2018
Nil	RAP Prepared and Submitted	nr	IOL survey and household numbering completed with the exception of a small number in Polder 14/1 and 15 pending final decisions by engineering team on the alignment.	31 May 2018

5.2.3 Planned Outputs of B3: Implementation of EMF and EMPs

The key actions for the next two quarters are presented in the table below.

SI	Activity	Target Date	Status	Revised Target Completion Date
1	Finalize EIAs for the remaining 7 polders for Package W-03 to be approved	30 Sept 2017	Submitted to the World Bank in June 2017 and comments received from World Bank.	31 May 2018
2	Consultation and disclosure for Package 07 EIAs at local and regional level via consultative workshops	31 October 2017		30 April 2018
3	C-ESMPs for Package W-02 polders to be updated after identification of camp sites, offices and CC block manufacturing yards	31 October 2017	C-ESMP stands provisionally approved, with specific plans to be elaborated once sites are identified.	30 April 2018
4	Prepare Bi-Annual Environmental Monitoring Report	31 July 2018		Same.
5	Undertake Annual Environmental Audit	7 February 2018	M&E Team completed this audit on time.	Done. Third Audit will be conducted by 7 February 2019.
6	Obtain renewal of ECC for Package 01	ASAP	Application pending since late 2016.	Same
7	Obtain renewal of ECC for Package 02	7 March 2018	Application pending since early 2018.	ASAP
8	Finalize supplemental EIAs for additional bank protection works for Package 01 polders	ASAP	Submitted to World Bank and comments received from World Bank.	Same
9	Conduct of field visits for improvement of EMP compliance	Continuous	Field visits by DDSC & PMS Consultants, PMU and 3 rd Party M&E Consultants will continue.	Continuous
10	DDCS&PMS Consultant to deliver environmental training for Pkg 02 staff, with cascade training to follow by Contractor	28 February 2018	Done by DDSC & PMSC and PMU during the reporting quarter, but additional training will be provided if needed.	Done
11	PMU, M&E and DDCS&PMS Consultant to assess effectiveness of cascade training strategy for Package 01	None stated	EHS training in 3 Package 02 polders in March was briefly assessed; two were poorly attended and one was satisfactory	Continuous

5.3 Planned Outputs of Component C: Construction Supervision, Project Monitoring and Evaluation and Coastal Zone Monitoring

5.3.1 Planned Outputs of C1: Detailed Design and Construction Supervision

5.3.1.1 Design Work

The only major design work remaining (other than adjustments for the two ongoing packages) is the design for the polders of Package 3. All factual data reports under Package 3 are ready and are under review. The Package 03 detailed design work will be completed in the next two quarters, from its current 25% level (where it has stood for one year).

5.3.1.2 Preparation of Bidding Documents

DDCS&PMS Consultants plan to produce the bidding documents for Package 03 during the next 2 quarters.

5.3.1.3 Construction Supervision

The DDCS&PMS Consultants have committed to continue prodding the Contractors for both packages to expedite the work and try to meet their FY 2017/18 work program targets discussed in Section 5.1.

5.3.2 Planned Outputs of C2: Third Party M&E Consultants

Key activities planned for next two quarters are:

1. Continue development of the beta version of the web-based PMIS and conduct of an orientation session for users.
2. Draft and Final Baseline Survey Report
3. Complete 2nd round Baseline Survey with respect to Package 02 polders
4. Baseline Survey Results Workshop
5. Review EIA, RAP, EAP/C-ESMP documents (ongoing, as they are provided)
6. Assist in preparation of Bi-Annual Environmental Monitoring Report (July 2018)
7. Prepare the 11th and 12th Quarterly Progress Reports
8. Undertake the third Annual Environmental Audit
9. Monitor the performance of CEIP-1
10. Provide M&E training
11. Participate in any ISR missions of the World Bank.

5.3.3 Planned Outputs of C3: Long-Term Monitoring, Research and Analysis of Bangladesh Coastal Zone

The key action is to sign the contract as soon as possible and mobilize the consultant so that this foundational work can proceed.

5.4 Planned Outputs of Component D: Project Management, Technical Assistance, Training and Strategic Studies

5.4.1 Planned Outputs of D1: Project Management Support and Audits

5.4.1.1 Project Institutional and Implementation Arrangements

During the next two quarters, the following major activities are planned:

Ref	Activity	Target Date per MTR mission	Status	Revised Target Completion Date
41	Communication Officer contract signed	March 31, 2017	World Bank has given NOL for draft contract with 1 st ranked candidate of second procurement round on 19 October 2017. This candidate ultimately withdrew. The 2 nd ranked candidate failed to appear at negotiations. Draft contract signed with the 3 rd ranked candidate on 10 April 2018 after receiving WB NOL.	31 May 2018
54	IPoE for Hydrodynamic and Coastal Modelling Expert: Contract signed	July 31, 2017	Only one CV received on the due date of 14 September 2017. PEC decided to invite fresh REoI and WB concurred. Due date for CV submission by interested candidates was 15 January 2018.	30 Sep 2018
55	IPoE for Coastal, Estuarine and River Morphology & Sediment /Tidal River Management Expert: contract signed	August 15, 2017	Only one CV received on the due date of 14 September 2017. PEC decided to invite fresh REoI and WB concurred. Due date for CV submission by interested candidates was 15 January 2018.	30 Sep 2018
56	IPoE for Design Expert in Embankment and Hydraulic Structures: Contract Signed	August 31, 2017	Only two CVs received on the due date of 14 September 2017. PEC decided to invite fresh REoI and WB concurred. Due date for CV submission by interested candidates was 15 January 2018.	30 Sep 2018
Nil	IPoE for Environment, Water Management and Polder Expert		Contract is to be renewed as it expired on 31 Dec 2017.	ASAP

5.4.1.2 Financial Management and Fiduciary Aspects

During the next two quarters, the following major activities are planned:

Sl.	Activity	Status
1	IUFR for future quarters	On track
2	Finalization of Internal Audit plan for FY 2016-2017	Will propose to eliminate this requirement as BWDB capacity for such audits is limited and it would be redundant with the FAPAD audit.

5.4.2 Planned Outputs of D2: Technical Assistance and Training

Training and technical assistance in FIDIC and contract management may be provided for PMU.

5.4.3 Planned Outputs of D3: Strategic Studies and Future Project Preparation

No outputs planned within the next six months, but preparation of Terms of Reference for these services to commence during FY 2017/2018.

5.5 Planned Outputs of Component E: Contingent Emergency Response

Component E has not been triggered.

6. CONTRACTUAL, LEGAL AND ADMINISTRATIVE MATTERS

6.1 Works Contract W-01

6.1.1 Performance Bonds and Insurance

The Contractor has submitted the required 10% Performance Bond. Evidence of insurance has been provided by the Contractor according to the supervision consultants.

6.1.2 Invoices and Payments

IPC No. 8 was paid during the quarter while IPC No. 9 was submitted during the quarter and is the only pending IPC.

6.1.3 Contract Modifications

No Contract Modifications have been issued at this time for the Contract of Package W-01.

6.2 Works Contract W-02

6.2.1 Performance Bonds and Insurance

The Contractor has submitted the required 10% Performance Bond. Evidence of insurance has been provided by the Contractor.

6.2.2 Invoices and Payments

The Contractor submitted their invoice for the first half of the mobilization advance and the 5% payment has been issued.

6.2.3 Contract Modifications

No Contract Modifications have been issued at this time for the Contract of Package W-02.

6.3 Works Contract W-03

Not yet commenced and decision pending on whether it will continue to be included in CEIP-1.

6.4 DDCS&PMS Consultants Contract

6.4.1 Invoices and Payments

FC Invoice #18 has been submitted during the quarter. All prior FC and LC invoices have been paid with the exception of the partially paid LC Invoices #8 and #15.

6.4.2 Contract Modifications

A budget-neutral reallocation proposal has been submitted to the Client in early 2017 and it was approved February 2018.

6.5 Third Party M&E Consultants Contract

6.5.1 Invoices and Payments

FC and LC Invoices #10 and #11 have been paid during the quarter. Invoices #12 and #13 are being revised in response to the comments of the PMU Finance team.

6.5.2 Contract Modifications

A budget-neutral reallocation proposal has been submitted to the Client in October 2017. It has received NOL from the World Bank in December and was approved by the BWDB via its letter dated 18 March 2018. The Modified Contract is being prepared for signature.

7. ISSUES AND RECOMMENDATIONS

New Issues

There are no new issues, but many pending issues from prior quarters and these are described in the next sections. We have one “early warning” described below.

Early Warning – Package 02 Contractor physical progress shows weakness.

Status:

The Contractor for Package 02 received notice to commence on 12 July 2017. After three quarters, most of the equipment has arrived and camp sites and CC block manufacturing sites are nearing completion. One drainage sluice and five flushing sluices are in progress. No embankment works are underway as of 31 March 2017, except for some dumping of soil in preparation for works.

Analysis:

- Comparing to Package 01 Contractor’s progress three quarters after their mobilization, the Contractor for Package 02 is doing slightly better with respect to structures, but worse with respect to CC block production and embankment works. At this point in their contract, the Package 01 Contractor had completed 0.810 kms of embankment works and commenced work on another 9.556 kms compared to zero for the Package 02 Contractor.

Recommendation:

- DDCS&PMS Consultants to obtain updated resource-based detailed modular planning from the Contractor and review resource requirements.
- Package 02 Contractor’s senior management must continue to be engaged by DDCS&PMS Consultant and PMU.

Red Flag Issues Unresolved from Prior Quarters

All of the “red flag” issues – new and old – are both urgent and important and they must be pursued in parallel.

The most urgent of these from prior quarters are:

- The progress of works is the most critical issue since the Package 01 works will clearly not be completed on time.
- The issue of key staff replacement and effective coverage of the DDCS&PMS Consultant’s contractual responsibilities. There is a gap in this respect.
- The River Bank Protection Works are also important as the project’s objectives would be defeated in those polders where such works are required. Funding must be allocated and the engineering design should be subjected to value engineering analysis.
- The resettlement and land acquisition processes are also particularly worrisome, given the length of time it is taking on Package 01 so far. While the first RAP was prepared in 2015, it took almost one year to make the first payment to non-titled EPs and payments to the actual landowners has only started in the current quarter even though PMU has deposited funds with the DCs over 18 months earlier. Currently, it is projected that payments to the last of the non-titled EPs in Package 01 will likely be completed around March 2018 and then the EPs are given 30 days to move. Possession of land has been transferred to BWDB for all 4

Package 01 polders, but the title-holders must be compensated, or donate their land, before it can be used.

- Budget for land acquisition and additional bank protection works must be allocated as quickly as possible. A decision must be made on whether to continue to include Package 03 in CEIP-1 and a revised DPP needs to be prepared and vetted in principle with the World Bank so that the project can proceed. The funding constraints are quickly becoming binding.

The issues bulleted below represent the full list of most critical among the issues remaining unresolved. The numbering scheme relates to the quarterly report in which the issue was first raised, followed by the serial number of the issue in that report.

- **R** Issue QPR9-1: **Functionality of PAVCs, PRACs and GRCs is At Risk.** Simply due to the lack of honoraria or allowance, committees that are critical to the Project are not fully functional and are at risk of losing the interest of participants. Participation in these committees represents additional duty and requires extra effort and expense for travel, which is not compensated. Since the World Bank will not cover additional payments to government employees and since it is the practice of GoB to pay honorarium for such service, it is recommended that the GoB consider including its own funds for such purpose in the revised DPP.
- **R** Issue QPR8-1: **Package 01 Work Program is not credible without the underpinning detail.** As recommended, the DDCS&PMS Consultant has assisted the Package 01 contractor to build up their work plan from detailed plans and is now reported to be using these plans to monitor progress and address delays on a weekly basis. This will be checked in the field, however, the revised overall Package 01 detailed Work Program has still not been approved due to its time and cost issues.
- **R** Issue QPR7-1: **Absence of Supervision Consultant's Top Three Key Staff** - Team Leader and Resident Engineers for Package 01 and 02. While the Team Leader issue has been solved temporarily with an interim appointment until May 2018 and the impending approval of the permanent replacement, the two REs for Packages 01 and 02 have not been in place during the entire construction season. Candidates for the two REs were submitted in November 2017 and they were accepted. However, neither of these candidates could be mobilized. New candidates have been submitted for Client's consideration. The one for Package 02 was rejected while the RE Package 01 candidate's CV is being considered.
- **R** Issue QPR6-1: **River Bank Protection Works Need Urgent Attention and Additional Resources.** Some of these works are already foreseen and budgeted in Works Package 01 and 02, but additional BPW with estimated cost of about \$80m are reported to be needed in the ten polders as well. An economic analysis should be undertaken to examine best options, source of funds to be arranged and procurement to proceed on an urgent basis. The World Bank deployed an engineer to view the physical location of the sites requiring protection in November 2017 and has stated that a review of options and economic analysis is to be done. A reconnaissance survey was undertaken by the DDCS&PMS Consultants in April 2018 to update and screen priority sites.

- **R** Issue QPR6-2: **Engineer Needs to Deploy Additional Site Staff** now that the Package 02 Contractor is mobilizing. - The DDCC&PMS Consultants have submitted a request for budget re-allocation for this purpose to the PMU and the way forward must be agreed quickly so there is adequate supervision in place. This is still pending with BWDB.
- **R** Issue QPR5-1: **Specifications Need Heightened Attention** - In Particular Specifications 9.1 to 9.5 Dewatering of Subsurface and Surface Water. Some improvement is now noted and Engineer must monitor closely.
- **R** Issue QPR4-1: **Land Acquisition Cost Has Increased Dramatically**. World Bank and GoB to consider and formally agree on the budget re-appropriation and financing to meet the increased land acquisition costs. World Bank has stated during the January 2017 MTR that it could consider increasing the financing for LA Costs when disbursements increase substantially. BWDB has prepared a draft revised DPP proposal which allocates GoB financing for land acquisition.
- **R** Issue QPR4-4: **Livelihood Restoration Program Needs Attention**. No training needs assessment has been done and no training delivered to date.
- **R** Issue QPR3-2: **Equipment Mobilized on Contract W-01 is Inadequate**. The equipment numbers have now reached or surpassed the Engineer's recommendation, but given the need for the Contractor to catch up (only at about 35% of works are completed while 26 of 36 months has elapsed) still more equipment was determined to be needed. The current 2017/2018 construction season works pace has improved substantially, but not sufficiently to complete the project on time.
- **R** Issue QPR2-2: **DPP (GoB Authorizing Document) and Loan Agreement Amount Requires Amendment** to Accommodate Cost Increases in estimated cost of works, land acquisition and consulting services (and change in the USD/SDR Exchange Rate). This process takes as long as one year. In September 2017, the BWDB submitted a draft proposal for DPP revision to the World Bank through ERD focused on the additional riverbank protection works and the funding for land acquisition. Any DPP revision will have to include all cost adjustments needed. The draft DPP proposal is currently under revision by BWDB.
- **R** Issue QPR2-10: **Capacity Building and Independent Advice Needed for PMU/BWDB in FIDIC and Contract/Claims Management**. While these competencies are not expected of the PMU since the Engineer has been hired for this purpose, such training and advice would benefit the Project and the BWDB. The World Bank has provided a useful one-day orientation in 2016 followed by another in April 2018, but more is needed.
- **R** Issue QPR1-4: **LAP and RAP and the compensation payments must be expedited so that work sites can be handed over to the Contractor**. As of 31 March 2018, compensation to non-titled EPs stands at 83% of compensated EPs for Package 01 and 95% of this number have vacated their premises (thus 79% of all non-titled EPs). This is good progress, but it spanned 18 months. Now 611 titled land-holders out of a total of 1098 in Package 01 have been compensated. While the scattered, non-contiguous encumbrance free stretches of embankment may have been a constraint initially, they are much less an issue now. Efforts must be made to avoid this type of problem in Package 02.

- R Issue QPR1-5: **Recruitment of NGOs and Consultants:** According to the policy of the GoB, work on WMO formation should begin prior to commencement of civil works so that users are consulted during implementation of the project and to ensure ownership and commitment to effective O&M. Procurement Evaluation Committee (PEC) has decided to solicit fresh EOIs in its meeting of 28 March 2017 due to the addition of an IPM component at the suggestion of the WB and the length of time since the original call for EOIs (November 2014). Currently, lists of NGOs have been provided by DCs for 4 of the 5 packages and the NGO qualifications are under review.

Status of All Issues Raised in Prior Quarters

The issues from the prior Quarterly Progress Reports – whether red flag issues or otherwise – are summarized below along with the status of recommendations.

Issues	Recommendation in brief	Status	Follow-up Actions
from QPR9			
Issue QPR9-1: Functionality of PAVCs, PRACs and GRCs is At Risk. Flagged RED	Simply due to the lack of honoraria or allowance, committees that are critical to the Project are not fully functional and are at risk of losing the interest of participants. Participation in these committees represents additional duty and requires extra effort and expense for travel, which is not compensated. It is recommended that the GoB consider including its own funds for such purpose in the revised DPP.	NOT YET RESOLVED	
from QPR8			
Issue QPR8-1: Package 01 Work Program is not credible without the underpinning detail Flagged RED	DDCS&PMS Consultant to assist the Package 01 contractor to build up their resource-based work plan from detailed plans and then encourage the Contractor to use these plans to monitor progress and address delays on a weekly basis.	NOT YET RESOLVED Work Programme under revision	
Issue QPR8-2: Package 02 EPs Awareness of RAP Provisions is Inadequate	The DDCS&PMS Consultant should appoint sufficient numbers of RAP team staff to Package 02 polders and ensure full coverage and disclosure of all important information. The tools (such as Bengali language pamphlets) have already been developed for Package 01, so this is simply a matter of staff allocation. Number of FGD meetings to be increased and held regularly during these months as release of compensation payments nears. Also, PRACs should be formed and made functional without delay.	PARTIALLY RESOLVED. FGD meetings have increased.	
from QPR7			
Issue QPR7-1: Upcoming Absence	An interim Team Leader is currently in place, and the replacement has been accepted by	NOT YET RESOLVED	A new replacement candidate for Pkg

Issues	Recommendation in brief	Status	Follow-up Actions
<p>of Supervision Consultant's Top Three Key Staff - Team Leader and Resident Engineers for Package 1 & 2</p> <p>Flagged RED</p>	<p>World Bank and recommended to MoWR. RE for Package 01 and RE for Package 02 continue to be vacant. Qualified replacements must be identified and approved without delay.</p>	<p>DDCS&PMS Consultants proposed replacements for these three positions, but only 1 (RE for Package 01) was found acceptable. That candidate could not join due to health reasons.</p>	<p>01 has been proposed on 6 Apr 2018. The one for Pkg 02 must be proposed.</p>
<p>Issue QPR7-2: RAP Irregularities Have Been Alleged so Systems Must be Strengthened</p>	<p>The DDCS&PMS Consultant may look into the matter diligently and also make sure that systems and procedures of the RAP Implementation Consultants and DDCS&PMSC are strengthened for proper targeting, better oversight and greater transparency. For example:</p> <ul style="list-style-type: none"> • EPs should receive advance notice of their compensation to be paid with detailed breakdown of the basis of calculating payment (square footage, type of structure, material of the structure, etc.); • The PAVC rates should be public knowledge and widely disseminated • EPs should be clearly informed that they are not obligated to make any payment to FGD president or anyone else in order to receive their entitlement 	<p>NO INFORMATION AS TO WHETHER RESOLVED.</p>	<p>May be investigated by DDCS&PMSC and system improvements enacted. Steps taken may be communicated.</p>
<p>from QPR6</p>			
<p>Issue QPR6-1: River Bank Protection Works Need Urgent Attention and Additional Resources</p> <p>Flagged RED</p>	<p>Some of these works are already foreseen and budgeted in Works Package 01, but additional BPW with estimated cost of about \$80m are reported to be needed in the four polders as well. This has been subdivided into two roughly equal groups – those that are essential and those that would be useful. An economic analysis should be undertaken to examine best options/designs and value engineering done, source of funds to be arranged and procurement to proceed on an urgent basis.</p>	<p>NOT YET RESOLVED</p> <p>DDCS&PMS Consultants prepared a proposal with budget and supplemental EIA in the Apr-Jun 2017 quarter.</p>	<p>Options to be evaluated on economic basis, fund source identified, and procurement to proceed once approvals obtained.</p>
<p>Issue QPR6-2: Engineer Needs to Deploy Additional Site Staff</p> <p>Flagged RED</p>	<p>With the signing of the works contract for Package W-02, the Engineer will need to deploy additional site staff in parallel with their mobilization. The DDCS&PMS Consultants have submitted a request for budget re-allocation for this purpose to the PMU.</p>	<p>NOT YET RESOLVED</p>	<p>The DDCS&PMSC and PMU need to agree on the contractual aspects so that additional site staff can be deployed on time.</p>

Issues	Recommendation in brief	Status	Follow-up Actions
from QPR5			
Issue QPR5-1: Specifications Need Heightened Attention - In Particular Specifications 9.1 to 9.5 Dewatering of Subsurface and Surface Water Flagged RED	<p>A dewatering plan needs to be developed based on know-how of the local conditions. Properly executed pumping tests and relevant geo-technical survey would provide such know-how which is needed in a timely fashion. The DDCS&PMSC may need to provide added attention and assistance to the Contractor to ensure compliance with specifications and timely completion of the foundation and other works before the monsoon.</p>	<p>PARTIALLY RESOLVED</p> <p>While the first sand piling activities produced flooding of the excavated foundation of DS 1, the DDCS&PMSC has worked closely with the Contractor of Package 01 to put in place a dewatering plan and also to undertake the needed surveys at all future DS sites.</p>	<p>To be monitored.</p>
Issue QPR5-2: Better Planning to be Achieved in Work Program for Package 02	<p>The DDCS&PMSC is to provide the Contractor with advice on time and equipment requirements of the aggregated work items. This information should form the basis for developing work break down structure and modular schedules for each of the BoQ items which could be aggregated as per the experiences under Works Package 01. Subsequently the Contractor is to subdivide works per polder into sections and develop work programs for each section. These sectional work programs would be aggregated to a realistic and final GCC 8.3 Programme. Next the work program should incorporate resettlement requirements and associated temporary hindrances. The work program should be prioritized accordingly and incorporating the schedules and risks of the resettlement program.</p>	<p>PARTIALLY RESOLVED</p> <p>Work Programme details submitted and reviewed by DDCS&PMSC.</p>	<p>Work breakdown structure for typical sections and items of work to be developed.</p>
Issue QPR5-3: Embankment Seepage May Be Exacerbated by Adjacent Fish Ponds	<p>The design should consider appropriate measures on the country side of the dyke if a pond has encroached near to the country side toe. This may include compaction and earthworks on the country side slope. In this way excessive seepage through the dyke is to be prevented.</p>	<p>NOT YET RESOLVED.</p>	<p>May be investigated by DDCS&PMSC</p>
Issue QPR5-4: Review and Timeliness of Afforestation	<p>The DDCS&PMSC should review the afforestation needs (there seems to be a potentially useful additional site in the vicinity of the cyclone shelter of polder 33). The NGO responsible for the afforestation effort under the project should be contracted as soon as possible.</p>	<p>NOT RESOLVED.</p> <p>NGO evaluation is now in process for 4 of 5 packages. Most qualified NGO will be invited to prepare technical and cost proposal under CQS method of procurement.</p>	<p>CQS method of procurement will be used to expedite procurement of NGOs. Afforestation may be cut from TOR of NGOs and shifted to Forestry Dept.</p>

Issues	Recommendation in brief	Status	Follow-up Actions
Issue QPR5-5: Need for Project Implementation Manual / Updating and Completion of Method Statements	<p>The contractor has provided a general description of methods on 22 April, 2016 but these do not reflect any re-survey. The method statement lists technical work steps but does not include aspects of measurements as basis for final billing. Further, method statements on dewatering, sand piling, sheet piling and other works have not yet been completed.</p> <p>The DDCS&PMSC should work with the Contractor to finalize method statements for the different works required. These statements should include methods of measurements as basis for billing and should identify work steps in a work break down structure. Overall method statements should be consolidated in a Contract specific (or overall) Project Implementation Manual.</p>	PARTIALLY RESOLVED	
Issue QPR5-6: Micro-level Planning / Monitoring Requires Strengthening	Over time, micro-level planning in line with detailed work breakdown structures (WBS) would improve as experience would enhance knowledge of time requirements etc.	NO EVIDENCE	
Issue QPR5-7: Early Prioritization of LA/Resettlement Concerns Is Needed	Review the time and effort required for processing particular LA/resettlement concerns and prioritize those which proved most difficult to resolve in the past for early attention.	<p>PARTIALLY RESOLVED</p> <p>DDCS&PMS Consultant's RAP Team is adapting based on lessons, but a systematic review has not been provided.</p>	
from QPR4			
Issue QPR4-1: Land Acquisition Cost Has Increased Dramatically	World Bank and GoB may consider and formally agree on the budget re-appropriation and financing to meet the increased land acquisition costs. The GoB has passed a law that compensation for land shall be at 3x market value, with effect from 01 July 2017. This will affect Package 02 cost and has been taken into account.	<p>NOT RESOLVED</p> <p>The World Bank and GoB will discuss possible solutions when a substantial level of disbursement is reached. As an alternative, GoB is considering financing this cost from its own resources.</p>	Re-open discussion in 2018; include GoB funds in revised DPP.
Issue QPR4-2: Delay in Signing of Contract for Works Package 02	World Bank and GoB agree on way forward, given shortfall in land acquisition budget.	<p>RESOLVED</p> <p>Notice of Award issued and contract signing proceeded with a proviso that full works on two polders will depend on obtaining LA financing.</p>	

Issues	Recommendation in brief	Status	Follow-up Actions
<p>Issue QPR4-3:</p> <p>Relocation Planning and Assistance to be Improved</p> <p>Flagged RED</p>	<ol style="list-style-type: none"> 1. The DDSC&PMS Consultants (through their RAP team) should develop a tally of each and every PAH as to where they are moving, whether temporary or permanent, etc. and verify this information. 2. PRAC should begin to function immediately and be given an orientation by DDSC&PMS Consultants and PMU's Senior Social Specialist as to their mandate and operation guidelines and some logistic support provided so they can execute their responsibilities. Make sure that the PRAC for Package 02 is operational before the resettlement process advances to relocation stage. 3. DDSC&PMS Consultant and the PRACs should monitor and report any cases where squatters are having difficulty identifying a place to relocate. 4. EPs to be informed in advance of the total estimated amount of compensation they are to receive under the entitlement framework specified by the RAP and not left to guess how much they will get until the day they receive their check. Such advance information would allow the EPs to know how much they have to work with when looking for a new place to live. 	<ol style="list-style-type: none"> 1. RESOLVED 2. PARTIALLY RESOLVED as Package 01 PRACs have convened, yet functionality to be improved. 3. IN PROCESS 4. AGREED, BUT NOT YET IMPLEMENTED. 	<ol style="list-style-type: none"> 1. To be followed going forward 2. PRACs need to convene and some modest honorarium is required. 3. To be followed going forward 4. To be implemented by RAP Consultants and/or PMU and reported.
<p>Issue QPR4-4:</p> <p>Livelihood Restoration Program Needs Attention</p> <p>Flagged RED</p>	<p>There is no plan for the livelihood restoration program. The DDSC&PMSC should develop a training program and oversee its implementation. A needs assessment must be conducted of each PAH, taking into account their skills, resources, risk tolerance, desires and business/livelihood opportunities at the sites/locations where they are relocating. Then a relevant training program (having relevant tailored content, sequencing of a series of topics, and refresher trainings) must be developed and delivered with outcome-based targets. The training should commence prior to relocation and continue afterwards.</p>	<p>NOT RESOLVED</p>	<p>DDSC&PMSC to report on the actions it is taking.</p>
<p>Issue QPR4-5:</p> <p>PMU Team Needs Assistance</p>	<p>All the required PMU staff should be recruited.</p>	<p>IN PROCESS AND ESSENTIALLY RESOLVED.</p>	<p>Recruitment of 14 of 17 individual consultants for PMU has been completed. Only 3</p>

Issues	Recommendation in brief	Status	Follow-up Actions
			IPOE experts and Deputy PD remain to be recruited.
Issue QPR4-6: Environmental Monitoring Capability Must be Strengthened Further	<ol style="list-style-type: none"> 1. Environmental monitoring and mitigation training must involve a series of sessions. The training program must be developed and implemented without delay since the 2016/2017 construction season has commenced in late September. 2. As already recommended by the DDCS&PMS Consultants, the Contractor should appoint at least one Environmental Officer and polder-wise environmental monitors should be in place that carry no other responsibility. 	<ol style="list-style-type: none"> 1. RESOLVED The training program has not been laid out, though training is taking place. 2. PARTIALLY RESOLVED One Environmental Officer has been appointed, but the polder-wise environmental staff carry additional (non-environmental) duties. 	<p>Training program (plan) to be outlined.</p> <p>Polder-level environmental staff to be monitored as to effectiveness.</p>
Issue QPR4-7: Preparation of CEIP-Phase 2 Should Commence Soon Given the Serious Need	Since project preparation and appraisal takes a substantial amount of time and the need for embankment improvement in the coastal polders is apparent, it is recommended that the World Bank and GoB begin planning for the preparation of CEIP-2 as soon as practically possible.	PARTIALLY RESOLVED The new Procurement Plan prepared in the quarter ending 31 March 2017 projects TOR preparation for August 2017. DDCS&PMS Consultants preparing background material for Phase 2.	PMU to prepare ToR once they receive material from DDCS&PMSC.
from QPR3			
Issue QPR3-1: Security is a Growing Concern	The security situation in Bangladesh has not directly affected the works or services as of this time, but judgment and caution must be exercised for any travel within the country. Signage at campsites may be made inconspicuous. Consultants and Contractors may wish to develop and put in place a security plan for their Dhaka staff and field staff.	<p>RESOLVED for now, but CAUTION required.</p> <p>The Contractor has actually suggested they wish to avoid erecting certain signboards at campsites so that the presence of foreigners is not so conspicuous.</p> <p>PD has written to the police in the project area and they have standing orders to accompany staff to the field when requested. The building in Dhaka where the DDCS&PMSC hold office has been guarded by armed police since August 2016.</p>	<p>Security risks should continue to be monitored as they could constrain field activities of international staff.</p> <p>Police guards at the Dhaka office of the Consultants should be maintained through 2017.</p>

Issues	Recommendation in brief	Status	Follow-up Actions
<p>Issue QPR3-2:</p> <p>Equipment Mobilized on Contract W-01 is Inadequate</p> <p>Flagged RED</p>	<p>Given that the monsoon season precludes earthwork, the Contractor should use this season to fully equip its operation so that work can begin without delay and in earnest in October.</p>	<p>PARTIALLY RESOLVED.</p> <p>The equipment mobilized by the Contractor has eventually met the initial Engineer's estimate of requirements. However, <u>considering the need for catching up with the approved Work Program</u>, additional equipment is still needed as outlined by the DDCCS & PMS Consultant</p>	<p>Additional equipment should be procured or rented immediately.</p>
from QPR2			
<p>Issue QPR2-1:</p> <p>Overall Reporting System Needs Attention and Improvement</p>	<p>Reports should be submitted on time by all consultants, otherwise this consolidated report will be delayed or incomplete. It is essential that reports segregate current period accomplishments and activities from cumulative numbers and compare monthly/quarterly progress against monthly/quarterly plans. Explanations of deviations from plan should be provided.</p>	<p>ESSENTIALLY RESOLVED.</p> <p>The M&E Consultants and PMU have provided guidance on the content and presentation of reports and continue to work with the DDCCS & PMS Consultants in a collegial manner.</p> <p>Report content continues to improve. Reports are now usually on time.</p>	<p>DDCCS & PMS Consultant reports have improved in segregating activities and accomplishments by quarter, showing plans, being more succinct and graphic.</p>
<p>Issue QPR2-2:</p> <p>DPP (GoB Authorizing Document) and Loan Agreement Amount Requires Amendment</p> <p>Flagged RED</p>	<p>The project is now estimated to cost more than planned due to a number of reasons – higher land acquisition costs, additional bank protection works, additional consultancy costs, and increased taxes. Also the USD/SDR exchange rate has changed resulting in a budget shortfall of at least \$27 million. A DPP revision should be prepared without delay capturing whatever changes are required utilizing savings from the elimination of package 03.</p>	<p>NOT RESOLVED.</p> <p>A proposal for DPP revision was prepared in September 2017 and shared with the World Bank. It did not cover all cost increase areas, but focused on additional Bank Protection Works and increased Land Acquisition costs.</p>	<p>Any other required changes for works and consultancy services contracts should be captured and the revised DPP drafted so that key changes can be approved before budget constraints delay or hamper project implementation.</p>
<p>Issue QPR2-3:</p> <p>JVS on Polder 35/1 and Land Valuation in Package 01</p>	<p>BWDB may request the DC to give priority to completing (i) the compensation rates for non-titled PAPs and thus enable updating of the RAP, payment calculations and issuance of checks by the PD, and (ii) the JVS of</p>	<p>RESOLVED.</p> <p>JVS for remaining section of polder 35/1 completed in September</p>	

Issues	Recommendation in brief	Status	Follow-up Actions
Appears Stalled Flagged RED	Polder 35/1.	2016.	
Issue QPR2-4: There may not be a consistently systematic approach to document processing and control	Each survey or technical report needs submission through a formal process. Copy should be provided to IPOE and the M&E Consultant. A table of reports and review status should be provided by the DDCS&PMS Consultants at the end of every quarter.	ESSENTIALLY RESOLVED. Improvement is noted as technical reports are generally being submitted to PMU and M&E Consultant. A table of reports is being provided by DDCS&PMSC.	DDCS&PMSC will consistently follow the recommendation.
Issue QPR2-5: Measure of physical progress needs to be developed	Currently, the S-curve presented in the DDCS&PMSC reports shows cumulative physical progress (actual versus planned) only in financial terms. De facto, this will always show physical progress ahead of financial disbursement and will not provide any alert as to potential cost overrun. A weighting of physical progress is required, building up from the BOQ elements and not directly related to the cost of these items. The DDCS&PMS Consultants to propose an approach and meet with PMU and M&E Consultants to discuss and finalize.	RESOLVED. DDCS&PMS Consultant has prepared and adopted a percent progress formula for embankment works that is based on physical works.	DDCS&PMSC to propose methodology and organize a meeting with PMU, IPOE and M&E to finalize the weighting of physical elements of the works.
Issue QPR2-6: Environmental Concerns may need attention – mitigation for fish migration	DDCS&PMSC to study the question and inform their plans for satisfying the requirement for free passage of migrating fishes from three perspectives – 1) physical design; 2) construction work methods; 3) hydraulic structure operation guidelines. In addition, the question must be answered as to who (what agency) will practically ensure (and how) that fish spawning needs are looked after in the operational planning and decision-making with respect to water control structure operation.	PARTIALLY RESOLVED. M&E Consultants met with the Fisheries Expert of DDCS&PMSC to elaborate the concern and provide guidance.	DDCS&PMSC to explain options and make their recommendations to PMU.
Issue QPR2-7: Periodic Environmental Reports Required	DDCS&PMS Consultants to prepare Environmental Compliance Monitoring Reports and quarterly, semi-annual and annual environmental reports. PMU to provide guidance on the content and format of these reports.	RESOLVED. PMU, M&E Consultants and World Bank have provided some guidance on the content of various environmental reports.	
Issue QPR2-8: Recently Procured Project Vehicles Have Not Been	It is observed that none of the 11 project vehicles recently procured by PMU and delivered to the project have been allocated to the field. While currently the vehicles	PARTIALLY RESOLVED. PMU in the field has been provided with 2 vehicles by the	Vehicles purchased in the future may be allocated to the field as packages 2

Issues	Recommendation in brief	Status	Follow-up Actions
Assigned to the Field	provided by the Contractor for PMU field staff appear to be adequate, the works have barely gotten underway. Procurement of a few more vehicles is planned and it is recommended these vehicles be made available to the implementation staff in the field offices as the field work will soon intensify.	Contractor for Package 01, so there is sufficient transport available for the time being.	and 3 will result in more transport demand due to intensified field work.
Issue QPR2-9: Construction Supervision Systems to be Strengthened	Given the transition from Survey and Design Phase to Construction Supervision Phase, Construction Supervision Management Systems need to be put into place (or strengthened), including Quality Assurance System, Contract Supervision and Management, Daily Site Reporting Formats, Safety Manual, Safety training, Registration Formats for all Workers and ID system, Billing Formats and Procedures, Variation Management and Procedures, and training of DDCS& PMSC site supervisors and Contractor's Site Construction Managers, etc.	PARTIALLY RESOLVED. DDCS&PMS Consultants continue to elaborate and improve their systems.	DDCS&PMS Consultants will report on the status of their systems by system element in their monthly and quarterly reports.
Issue QPR2-10: Capacity Building and Independent Advice Needed for PMU/BWDB in FIDIC and Contract/Claims Management Flagged RED	The PMU staff, and BWDB more generally, are not conversant with FIDIC Conditions of Contract, Contract Management and Claims Avoidance/ Management. While Consultants have been hired to serve as Engineer, the Owner needs to understand the roles, authorities and responsibilities of each party in order to effectively manage the Project. Training may be provided and would be of great use given the upcoming award of two additional large construction contracts under CEIP-1. Currently, the PMU has no in-house expertise for advice on contract issues. With respect to advice on contract issues, the PMU should recruit an independent specialist for this purpose.	NOT RESOLVED. The World Bank, during its June 2016 mission, signaled its willingness to consider whatever support PMU might need. PD has started a discussion with senior BWDB officials concerning PMU support requirements. The WB provided an experience-sharing opportunity in the first week of October 2016 for the PD CEIP-1 with other PDs. Another FIDIC overview was offered by the WB in April 2018. The DDCS&PMSC who also has the responsibility to provide project management support to the Client may be tapped for some capacity building on-the-	PD to decide on appropriate option to pursue in consultation with the BWDB, Ministry and then World Bank.

Issues	Recommendation in brief	Status	Follow-up Actions
		job. The M&E Consultants could provide such expertise, with an amendment to the ToR and resources.	
from QPR1			
Issue QPR1-1: Physical Progress on Works Package W-01 is in danger of being delayed.	<p>i. Contractor to hire equipment until their own equipment is available.</p> <p>ii. Administration of the works would best be managed polder-wise, meaning that a deputy PM or someone in authority should be posted at each polder to permit simultaneous works in four polders.</p>	<p>i. PARTIALLY RESOLVED</p> <p>ii. RESOLVED</p> <p>i. The Contractor complied after delay and only after replacement of the PM. Contractor had rented in some equipment in Q3 and taken delivery of substantial equipment since, but still not adequate in view of DDCCS&PMS Consultant. Permanent works progress very limited.</p> <p>ii. Complied</p>	<p>DDCCS&PMS should continue to review the adequacy of equipment available at site. The issue of early start-up with rented equipment should be taken up during the Pre-contract meeting for Works Package 2 & 3.</p> <p>To be followed through for the next two works packages.</p>
Issue QPR1-2: Contractor for Works Package W-01 has a limited ability to communicate due to language barrier.	<p>i. Contractor should bring in additional bilingual (Chinese-English) staff or make interpreters available.</p> <p>ii. The Contractor may also bring in a qualified Bengali sub-contractor to assist not only with works, but with communication and cultural understanding.</p>	<p>i. RESOLVED</p> <p>ii. RESOLVED</p> <p>i. Contractor has appointed interpreters to serve on each of the four polders.</p> <p>ii. Contractor has hired a Bangladeshi sub-contractor.</p>	<p>Consider requiring communication as an explicit part of bid requirement for Package 03.</p>
Issue QPR1-3: Procurement of Works Contractors by ICB has failed to attract broad international interest	<p>i. For future packages, the Pre-Qualification criteria should be reviewed and possibly adjusted (for example, to better specify the meaning of experience in similar projects to include physical, logistic and complexity aspects relevant to the Bangladesh coastal zone) and past performance references should be checked.</p> <p>ii. Exceptionally low priced bids should be eliminated from consideration.</p>	<p>i. RESOLVED.</p> <p>ii. NOT RESOLVED.</p> <p>iii. RESOLVED.</p> <p>i. DDCCS&PMS have agreed to review for Package 3 works.</p> <p>ii. Pending, but may not be possible under procurement rules.</p>	<p>Procurement completed for all packages.</p>

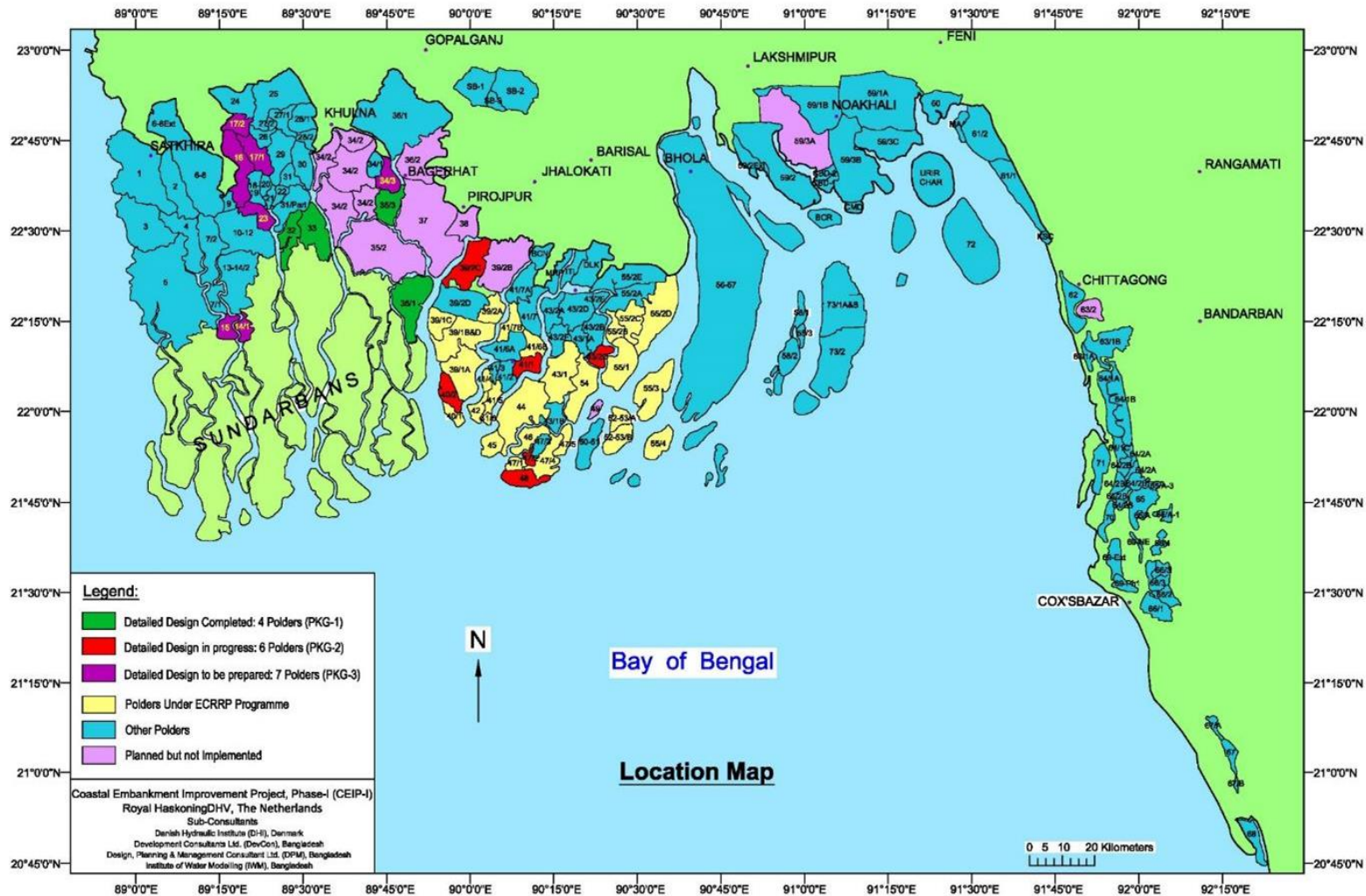
Issues	Recommendation in brief	Status	Follow-up Actions
	iii. Consider the option of issuing bid packages of 2-3 polders each for the remaining works.	iii. Discussed with World Bank and declined.	
<p>Issue QPR1-4: LAP and RAP and the compensation payments must be expedited so that work sites can be handed over to the Contractor</p> <p>Flagged RED</p>	<p>i. Appointment of PAVC members must be completed quickly.</p> <p>ii. PAVC must finalize the compensation rates for various types of losses without delay.</p> <p>iii. Handing over of the sites to the contractor should be done in sections as areas become fully unencumbered.</p> <p>The DDCS&PMSC/RAP Consultants will have to maintain a calendar projecting when certain sections of the embankments will be free of hindrances to allow the Contractor to plan their works.</p>	<p>i. RESOLVED FOR PKG 01 and PKG 02</p> <p>ii. RESOLVED FOR PKG 01 and most of PKG 02</p> <p>iii. PARTIALLY RESOLVED</p> <p>i. PAVC appointed for Package 01 in December 2015 and for Package 02 in 2017.</p> <p>ii. Rates for various assets set by PAVC. Land valuations are finally done for Package 01 and for 4 polders of Pkg 02.</p> <p>iii. M&E Consultant has requested the DDCS&PMSC for a detailed risk assessment approach. Accordingly, they have prepared a section-wise approach to construction planning. The DDCS &PMSC/KMC are to provide LA requirement details for each of the works items separately so as to better assess risks.</p>	<p>PAVC members for Package 02 may be appointed and begin their work without delay.</p> <p>System for tracking unencumbered sections by way of a calendar yet to be developed.</p>
<p>Issue QPR1-5: Recruitment of NGOs and Additional PMU Staff is to be phased in during the next two quarters</p> <p>Flagged RED</p>	<p>PMU to develop a time-bound plan for procurement/ recruitment of these consultants and services – e.g., IPOE, Afforestation/WMO NGO, Specialists for PMU field offices, FIDIC/Contracts Specialist, etc.</p>	<p>PARTIALLY RESOLVED</p> <p>Recruitment and procurement process is taking much time.</p> <p>13 of 17 individual consultants have been recruited. Three IPOE and Communications Officer still open. Deputy PD position vacant.</p> <p>Recruitment of NGOs for Afforestation and Long-Term Monitoring still underway.</p>	<p>Sign contract for Long-Term Monitoring;</p> <p>Get recruitment of NGO for WMO and Afforestation on fast track.</p>

Issues	Recommendation in brief	Status	Follow-up Actions
<p>Issue QPR1-6:</p> <p>The M&E Consultants will be required to expend additional resources given the need for multiple baselines and large sample required</p>	<p>The M&E Consultants to prepare a detailed justification for the additional resources required and submit to BWDB and World Bank for approval.</p>	<p>NOT RESOLVED</p> <p>A preliminary draft justification has been shared with PMU, followed by a proposal which was incorporated into the draft rDPP.</p>	<p>M&E Consultants to discuss the requirements with PMU.</p>
<p>Issue QPR1-7:</p> <p>Reporting Formats of implementing partners do not consistently provide needed information</p>	<p>M&E Consultant will continue to work with the other consultants to develop a clear format for the reporting of all project inputs, processes and outputs.</p>	<p>PARTIALLY RESOLVED</p> <p>Being done continually.</p> <p>This issue has been repeated in QPR2 with some elaboration.</p> <p>DDCS&PMSC have substantially improved their monthly progress report starting August 2016.</p>	<p>Follow-up to be continued.</p> <p>DDCS&PMSC are responsive to the advice and proposals regarding reporting requirements.</p>

ANNEXES

Annex 1	Map of the Project Area
Annex 2	Basic Characteristics of the Project Area
Annex 3	Overview of PMU Staff
Annex 4	Budget and Disbursements
Annex 5	Procurement Status and Plans
Annex 6	GAAP Report
Annex 7	Key Performance Indicators and Targets as per PAD/DPP

Annex 1 Map of the Project Area



Annex 2: Basic Characteristics of the Project Polders as per PAD

Sl No.	Polder No./ Polder Name	Location Thana	District	Gross Protected Area (HA)	Cultivable area (ha)	Existing Project Feature				Av. Existing level of Embankment (m PWD)	Polder Population
						Embk. (km)	Regulator (No)	Flushing Inlet (No)	Drainage Channel (km)		
1	14/1	Koyara	Khulna	2,933	2,350	30.50	4	-	30	3.75	20,578
2	15	Shymnagar	Satkhira	3,441	2,925	30.78	5	-	40	4.00	31,788
3	16	Paikgacha, Tala, Dumuria	Satkhira, Khulna	10,445	8,102	45.00	12	31	21	3.00	118,616
4	17/1	Dumuria	Khulna	5,020	4,000	38.50	11	0	43	3.50	23,919
5	17/2	Dumuria	Khulna	3,400	2,700	11.00	6	0	21	3.50	34,070
6	23	Paikgacha	Khulna	5,910	4,872	37.00	11	39	36	3.30	23,888
7	32	Dacope	Khulna	8,097	6,500	49.50	16	35	45	3.75	38,397
8	33	Dacope	Khulna	8,600	7,600	52.50	13	19	100	3.80	62,305
9	34/3	Bagerhat	Bagerhat	3,656	2,930	16.75	3	6	35	2.80	65,399
10	35/1	Sharankhola, Morelgonj	Bagerhat	13,058	10,700	62.50	14	25	56	4.35	99,182
11	35/3	Bagerhat Sadar, Rampal	Bagerhat	6,790	5,090	40.05	4	11	75	2.70	31,075
12	39/2C	Matbana, Bhandaria	Pirojpur	10,748	8,500	59.25	-	4	57	2.50	84,853
13	40/2	Pathargatha	Barguna	4,453	3,300	35.58	12	21	50	4.30	41,317
14	41/1	Barguna Sadar	Barguna	4,048	3,440	33.81	6	28	84	4.00	41,051
15	43/2C	Galachipa	Patuakhali	2,753	2,000	25.70	6	16	26	4.00	14,851
16	47/2	Kalapara	Patuakhali	2,065	1,850	17.55	3	6	30	4.25	5,411
17	48	Kalapara	Patuakhali	5,400	3,715	37.88	8	3	45	5.30	26,260
				100,817	80,574	623.85	134	244	794		762,960

Source: Project Appraisal Document 2013

Annex 3: Overview of PMU Staff

PMU Office Mobilization & Contact Numbers
PABX-9899320, 9899373
Fax: +88-02-9899325

PMU Staff

Sl	Designation	Name of Persons	Mobile Number	First Mobilization Date	Status
1	Project Director	Mr. Md. Habibur Rahman	01745-650854	29 Jan 18	
	Project Director	Mr. Md. Delwar Hossain	01745-650854	09 Feb 16	Transferred
	Project Director (former)	Mr. Md. Sarafat Hossain Khan	01715-038519	Nov 2013	Promoted
2	Deputy Project Director	Vacant			Vacant
3	Project Manager/Executive Engineer	Mr. Musa Nurur Rahman	01715-740505		Transferred; vacant
4	Project Manager/Executive Engineer	Mr. Jakaria Pervez	0171-2660025	13 Oct 16	
	Project Manager/Executive Engineer	Mr. Md. Nazibur Rahman	01711-134034		Transferred; vacant
5	Project Manager/Executive Engineer Khulna	Mr. Md. Abdul Hannan	01712-101250		
6	Project Manager/Executive Engineer Bagerhat	Mr. Mashiur Rahman		Apr-Jun 2017	
7	Additional Director (Account)	Mr. Md. Kabir Ahmed	01712-062333		
8	Deputy Director (Audit)	Vacant			Vacant
9	Sub Divisional Engineer (former)	Mr. Md. Safiqul Islam Sheikh	01734-601836		Promoted & Transferred
	Sub Divisional Engineer (former)	Mr. Md. Rezaul Karim	01868-555198		Promoted & Transferred
10	Sub Divisional Engineer	Mr. Md. Abdullah Al Mamun	01727-002788 01715-145975		Promoted & Transferred
11	Assistant Engineer	Mr. Md. Samiul Hoque	0172-6233262	01 Feb 16	
12	Sub Assistant Engineer	Mr. Md. Mustafizur Rahman	0171-5418687	10 Nov 16	
	Sub Assistant Engineer (former)	Mr. Biplob Kumar Gun	01715-007621		Promoted & Transferred
13	Sub Assistant Engineer	Mr. Md. Kabirul Islam	01711-943281	16 Feb 14	
14	Accountant	Mr. Md. Badarudduza	0174-9044491	24 Mar 14	
15	Cashier	Mr. Md. Kajal Hawlader	0181-6223451	27 Aug 15	
16	Secretary	Ayesha Salam	01816-365597		Resigned July 2016
17	MLSS	Aminul Islam	01688-288544	01 Apr 14	
18	Office Assistant	Shemul Islam	01935-847173	03 Mar 14	
19	Cleaner	Md. Azad Ali	01716-559334	18 Mar 14	
Certain vacancies to be filled once the work commences in Package 02 including the following for each Bagerhat and Barguna: Sub-Divisional Engineer, Assistant Engineer, Assistant Director, Deputy Assistant Engineer, Office Assistant cum Computer Operator and support staff.					

Sl	Designation	Name of Persons	Mobile Number	First Mobilization Date	Status
----	-------------	-----------------	---------------	-------------------------	--------

Individual Consultants to PMU

1	IPoE	Dr. Ainun Nishat	04478-444093 01819-228245	23 Mar 15	
2	Procurement Specialist	Mr. A.K.M Bodruddoza	01718-666946	21 Nov 13	First contract expired 30 Oct 16, extension issued
3	Procurement Panel Chairman (International 1)	Mr. Narayan Sharma		25 Nov 13	
4	Procurement Panel Expert (International 2)	Mr. I.A Khan Daniel Thirion		01 Apr 15 13 Apr 13	
5	Procurement Panel Expert (National)	Mr. Aminul Haque	01966-464646	25 Nov 13	
6	Sr. Revenue Specialist	Mr. M. A. Saleque	01199-001112	12 Aug 14	First contract expired 22 Dec 16, extension is in process
7	Sr. Social Specialist	Mr. Mustafizur Rahman		07 Aug 17	
	Sr. Social Specialist	Mr. Hasanur Rahman	01712-780176	02 Oct 14	Resigned 03 Jan 17
8	Financial Management Spec.	Mr. Michael Gomes		24 Apr 17	
	Financial Management Spec. (former)	Mr. Nasser Ahmed	01924-274567	02 Mar 15	Resigned 29 Feb 16
9	Sr. Environmental Specialist	Dr. Ashadul Alam	01747-215770	13 Apr 15	
10	Sr. Forestry Specialist	Mr. Md. Akbar Hossain	01711-543475	Jul 17	
11	IPoE Social Expert	Dr. Hafiza Khatun		Jul 17	
12	IPoE Panelists (3)	Vacant			

Annex 4 Project Input: Budget and Disbursements

Annex 4.1: Financial Progress (Expenditures) – Capital Component of **3rd Quarter of the FY(2017-2018) [Jan to Mar 2018]**

All BDT in Lakh Taka ("00,000")

Major items of action	Total Project		Planned for the current FY	Progress							Achieved (%) against		
	BDT	US\$		BDT	Cumulative up to Last FY	Q-1	Q-2	Q-3	Q-4	Current FY	Cumulative up to this Qtr.	Year's Plan	Project Target
												%	%
1. Acquisition of Assets													
1.a Equipment and goods under Comp. B, C, D (6800)	1,545.30	1,956,076	10.00	707.50		-	1.48		1.48	708.98	14.80%	45.88%	
1.b Afforestation	3,280.00	4,151,899	-			-	-		-	-	-	-	
2. Acquisition/Purchase of Land													
2.a Acquisition of Land (544.16 ha)	8,852.40	11,205,570	4,046.15	4,806.25		3,730.56	-		3,730.56	8,536.81	92.20%	96.43%	
3. Works Contract Packages 1 to 3													
3.a Construction & Reconstructions of Drainage Structures (7041)	35,538.97	44,986,038	2,000.00	800.00		-	-		-	800.00	-	2.25%	
3.b Others (7081)	182,436.24	230,931,949	22,043.85	20,421.20		1,801.26	1,957.27		3,758.53	24,179.73	17.05%	13.25%	
4. CD & SD	2,815.00	3,563,291	-			-	-		-	-	-	-	
Sub-total Capital Component	234,467.91	296,794,823	28,100.00	26,734.95	-	5,531.82	1,958.75	-	7,490.57	34,225.52	26.66%	14.60%	

Source: IMED-05 report March, 2018 of CEIP-1

Annex 4.2 Financial Progress (Expenditures) – Revenue Component of 3rd Quarter of the FY(2017-2018) [Jan to Mar 2018]											1 US\$= 79 BDT All BDT in Lakh Taka ("00,000)	
Major items of action	Total Project		Planned for the current FY	Progress / Achievement							Achieved (%) against	
				Cumulative up to Last FY	Q-1	Q-2	Q-3	Q-4	Current FY	Cumulative up to this Qtr	Year's Plan	Project Target
	BDT	US\$	BDT	BDT	BDT	BDT	BDT	BDT	BDT	BDT	%	%
1. Implementation of SAP and EMP												
1.a Resettlement / Compensation Payments other than Land Acquisition	26,918.60	34,074,177	3,500.00	4,479.20		1,085.40	26.93		1,112.33	5,591.53	31.78%	20.77%
1.b Consultancy service to Implement (a) Social afforestation;(b) social action plan (incl. setting up WMOs)	1,987.21	2,515,456	-			-	-			-	-	-
2. Construction Supervision, M&E, Delta Monitoring												
2.a Consultancy Services for Construction Supervision & Detailed Engineering Design of remaining 12 Polder under CEIP, Phase-1	13,659.28	17,290,228	2,248.16	5,862.33		509.01	568.64		1,077.65	6,939.98	47.93%	50.81%
2.b Third Party Monitoring & Evaluation (M&E) of overall project implementation, RAP & EMP	2,609.09	3,302,646	600.00	956.13		62.01	54.22		116.23	1,072.36	19.37%	41.10%
2.c Consultancy Service for Long term monitoring, research of Bangladesh Coastal Zone	6,709.09	8,492,519	-			-	-		-	-	-	-
3. Project Management, TA, Training, Strategic Studies												
3.a Project management support and audits	11,507.99	14,567,076	450.00	1,606.18	30.64	139.82	85.14		255.60	1,861.78	56.80%	16.18%
3.b Consultancy Services for Institutional Capacity building, technical assistance and training to BWDB personnel	745.45	943,608	-			-	-		-	-	-	
3.c Consultancy Services for Feasibility studies and preparation of design for the following Phases of CEIP	4,323.64	5,472,962	-			-	-		-	-	-	
4. Overseas Training	745.45	943,608	99.19	203.19		89.80	9.39		99.19	302.38	100.00%	40.56%
5. Honorarium/ Fees/ Remuneration	30.00	37,975	2.65	6.03		-	0.95		0.95	6.98	35.85%	23.27%
Sub-total Revenue Component	69,235.80	87,640,255	6,900.00	13,113.06	30.64	1,886.04	745.27	-	2,661.95	15,775.01	38.58%	22.78%

Source: IMED-05 report March, 2018 of CEIP-1

Annex 5 Project Input Procurement Status and Plans

Annex 5.1 Project Input Procurement Status and Plans – Services

There are 25 procurement items of service categories. Among them, 6 consulting services would be contracted through firms and 19 consulting services would be recruited through individual consultant. “Procurement progress tracking” is discussed below separately: - firms and Individual Consultant (IC).

Consulting Service through Firm: Out of 6, two were contracted out, procurement for two packages has been initiated (*one is at the stage of finalization*) and remaining two are yet to start. Detail procurement process statistics are shown in the Tables 5.1a.

Recruitment of Individual Consultant (IC): 19 Individual Consultants are planned to be recruited. Out of them, 13 were recruited. For the second time for this position, **Draft Contract** with for 1 (one) Consultant (Communication Officer) **was signed but ultimately he didn't sign the contract expressing his inability due to his personal problem.** **Ultimately the 3rd ranked candidate was negotiated and draft contract was signed on 10 April 2018.** Recruitment of 2 Individual Consultants (Package CEIP-1/D1/S24 & CEIP-1/D1/S25) under CEIP-1 has been dropped. Recruiting of remaining 3 (three) ICs (IPOEs) is in process. Detailed procurement process statistics are shown in Table 5.1b.

Note: Amounts shown below in USD converted as follows: 1 USD = 79 BDT and 1 Euro = 94.34 BDT.

Table 5.1a: Procurement Process Tracking Report Consulting Services (Firms) as on 31 March 2018

SI	1	2		3		4		5		6		
Description of Services	⁴ Consultancy service to Implement (a) social afforestation and (b) social action plan (incl. setting up WMOs)	Consultancy Services for a) Construction Supervision & Detailed Engineering Design for remaining Polders, b) Preparation of EIA of remaining Polders and c) RAP		Third Party Monitoring & Evaluation (M&E) of overall project implementation, RAP, EIA and EMP		Consultancy Services for Long Term a Monitoring, Research and Analysis of Bangladesh Coastal Zone.		Consultancy Services for Institutional Capacity building, technical assistance and training to BWDB personnel		Consultancy Services for Feasibility studies and preparation of design for the following Phases of CEIP		
Package No	CEIP-1/A2 & B1/S01	CEIP-1/ B2,B3 & C1/S02		CEIP-1/ C2/S03		CEIP-1/ C3/S04		CEIP-1/ D2/S22		CEIP-1/ D3/S23		
Reference #		CEIP-1-6-SBC-CF-CEIP-1/ B2,B3 & C1/S02		CEIP-1-7-SBC-CF-CEIP-1/ C2/S03		CEIP-1-42--CF-CEIP-1/ C3/S04		CEIP-1-40-SBC-CF-CEIP-1/D2/S22		CEIP-1-41-SBC-CF-CEIP-1/D3/S23		
Location / District		Dhaka		Dhaka		Dhaka		Dhaka		Dhaka		
P.P. - Executing Agency:		2014-1-BWDB-BWDB		2014-1-BWDB-BWDB		2014-1-BWDB-BWDB		2014-1-BWDB-BWDB		2014-1-BWDB-BWDB		
Method:		QBS		QBS				QBS		QBS		
Estimated / Actual			Estimated	Actual	Estimated	Actual	Estimated	Actual	Estimated	Actual	Estimated	Actual
Amount in US\$	2,515,456		17,290,228	17,319,577 ⁵	3,302,646	3,447,175 ⁶	8,602,564		909,000		5,273,000	
Preparation of ToR		09-Jun-14		ToR was finalized		ToR was finalized		01-Jan-15	1-Aug-17	Not yet started	1-Aug-17	Not yet started
NOL on ToR		21-Sep-14							20-Aug-17		20-Aug-17	
Advertisement of EoI		30-Sep-14		19-Jul-13		19-Jul-13		05-May-15	24-Aug-17	NA	24-Aug-17	NA
Receipt of REoI		13-Nov-14		22-Aug-13		22-Aug-13		22-Jun-15	25-Sep-17	NA	25-Sep-17	NA
Evaluation of REoI		Fresh procurement to be done ⁱ		Evaluation done		Evaluation done		Evaluation done		NA		NA
SL submitted to WB												
Shortlist gets WB NOL								18-Nov-15				
Preparation of RFP and Short List	14-Oct-14		20-Jan-14	15-Dec-13	06-Jan-14	15-Dec-13	30-Oct-14		30-Nov-17		30-Nov-17	
No Objection to RFP and Short List	14-Oct-14		03-Feb-14	28-Jan-14	03-Feb-14	20-Feb-14	20-Nov-14		14-Dec-17		14-Dec-17	
Issuance of RFP	14-Oct-14		27-Feb-14	19-Feb-14	27-Feb-14	26-Feb-14	30-Nov-14	19-Nov-15	18-Dec-17	NA	18-Dec-17	NA
Deadline for proposals & Bid Opening	20-Oct-14		17-Apr-14	17-Apr-14	12-May-14	08-May-14	29-Jan-15	28-Dec-15	29-Jan-18		29-Jan-18	
Technical Evaluation	24-Nov-14		19-May-14	Evaluation done	30-Jun-14	Evaluation done	31-Mar-15	31-Dec-15	26-Feb-18	NA	26-Feb-18	NA
Technical Evaluation Report submitted to WB						Dec 2014			26-Feb-18		26-Feb-18	

⁴ This Package (CEIP-1/A2 & B1/S01) has been divided in 5 Sub-Packages and Procurement Method has been changed from QCBS to CQS (Selection Based of Consultant's Qualification)

⁵ Original Contract Value of S02 is Euro 4,811,349 and BDT (864,343,933 + 50,000,000 = 914,343,933)

⁶ Original Contract Value of S03 is USD 1,397,297 and BDT (91,646,650 + 60,293,728 + 10,000,000 = 161,940,378)

SI	1	2	3	4	5	6		
No Objection to Technical Evaluation	08-Dec-14	09-Jun-14	21-Jul-14	Jan 2015	30-Apr-15	03-Mar-16	12-Mar-18	12-Mar-18
Financial proposal opening				05-Apr-15		17-Apr-16	25-Mar-18	25-Mar-18
Financial evaluation and combined Tech/Fin evaluation report completed							09-Apr-18	09-Apr-18
Combined Evaluation Report submitted to WB							10-Apr-18	10-Apr-18
WB gives NOL on combined evaluation							24-Apr-18	24-Apr-18
Final Evaluation and Negotiation	19-Jan-15	07-Jul-14	25-Aug-14		28-May-15		30-Apr-18	30-Apr-18
Negotiation			21-Aug-14	09-Apr-15		29-Jan-18	7-May-18	7-May-18
Negotiated draft contract sent to WB			31-Aug-14	19-Apr-15		29-Jan-18	8-May-18	8-May-18
WB gives NOL on draft contract	02-Feb-15	28-Jul-14	30-Sep-14	15-Sep-14	28-Apr-15	22-Jun-15	20-May-18	20-May-18
GOB Purchasing Committee (CCGP) approval					27-Aug-15		10-Jun-18	20-Jun-18
Contract Signature Date	09-Mar-15	18-Aug-14	30-Dec-14	27-Oct-14	01-Oct-15	08-Sep-15	20-Jun-18	30-Jun-18
Total days of Process (Bid Opening to Contract Signing Date)	140	123	257	168	511	222	152	162
Commencement of Services					01-Nov-15			
End of Contract (Completed)	07-Mar-21	30-Jun-20		30-Jun-20		30-May-20	30-Jun-18	30-Jun-20

SI	1	2	3	4	5	6
Remarks	This Package has been divided in 5 Sub-Packages and Procurement Method has been changed from QCBS to CQS (Selection Based of Consultant's Qualification). Procurement Status is shown separately. Details is shown separately in Page-A-4	Negotiation meeting with 1st ranked Consulting Firm was concluded and minutes were signed on 21 Aug 2015. Draft contract and Financial Evaluation Report was sent to WB on 31 August. NoL received on 30 Sept and Contract was signed on 30 Dec, 2014. Consultants mobilized on 21-Jan-2015.	Negotiation meeting with 1st ranked Consulting Firm was concluded on 09 April, 2015. Draft contract and Financial Evaluation Report was sent to WB on 19 April 2015. NoL received on 28 April and Purchase Proposal was approved by CCGP on 27 August 2015. Contract was signed on 01 Oct, 2015. Consultants mobilized on 01 Nov 2015.	Tax obligation of the Consultant as per RFP, delayed the procurement process that was solved in the meeting held on September 30, 2017. The Consultant (JV of DHI and Deltares) extended the Proposal Validity Period up to 31 Mach 2018. Financial Negotiation concluded on 29 January 2018. Final Financial Evaluation Report and initialed draft contract were sent to World Bank on 29 January 2018. World Bank provided "NoL" on 28 March 2018 with some observations. The Consultants was requested to incorporate WB's observations in the Draft Contract and submit for review by Project Authority. It is yet to be received.	The provision of this Package may be used for training purposes of BWDB officer in different Training Institute.	This contract will be taken up when Phase-1 has got substantial progress.

The Package (CEIP-1/A2 & B1/S01) has been divided in 5 Sub-Packages those are as Follows:

SI	1a		1b		1c		1d		1e	
Description of Services	Consultancy service to Implement (a) Social action plan (incl. setting up WMOs) (b) Social afforestation and c) Integrated Pest Management Plan		Consultancy service to Implement (a) Social action plan (incl. setting up WMOs) (b) Social afforestation and c) Integrated Pest Management Plan		Consultancy service to Implement (a) Social action plan (incl. setting up WMOs) (b) Social afforestation and c) Integrated Pest Management Plan		Consultancy service to Implement (a) Social action plan (incl. setting up WMOs) (b) Social afforestation and c) Integrated Pest Management Plan		Consultancy service to Implement (a) Social action plan (incl. setting up WMOs) (b) Social afforestation and c) Integrated Pest Management Plan	
Package No	CEIP-1/A2 & B1/S1-A		CEIP-1/ B2,B3 & C1/S1-B		CEIP-1/ C2/S1-C		CEIP-1/ C3/S1-D		CEIP-1/ D2/S1-E	
Reference #	CEIP-1/A2 & B1/S1-A		CEIP-1/ B2,B3 & C1/S1-B		CEIP-1/ C2/S1-C		CEIP-1/ C3/S1-D		CEIP-1/ D2/S1-E	
Location / District	Dhaka		Dhaka		Dhaka		Dhaka		Dhaka	
P.P. - Executing Agency:	2014-1-BWDB-BWDB		2014-1-BWDB-BWDB		2014-1-BWDB-BWDB		2014-1-BWDB-BWDB		2014-1-BWDB-BWDB	
Method:	CQS (Consultant Qualifications Selection)		CQS (Consultant Qualifications Selection)		CQS (Consultant Qualifications Selection)		CQS (Consultant Qualifications Selection)		CQS (Consultant Qualifications Selection)	
Estimated / Actual	Estimated	Actual	Estimated	Actual	Estimated	Actual	Estimated	Actual	Estimated	Actual
Amount in US\$	531,232		619,489		459,287		457,830		398,992	
Preparation of ToR	21-Aug-17	21-Aug-17	21-Aug-17	21-Aug-17	21-Aug-17	21-Aug-17	21-Aug-17	21-Aug-17	21-Aug-17	21-Aug-17
NOL on ToR & REoI	24-Aug-17	24-Aug-17	24-Aug-17	24-Aug-17	24-Aug-17	24-Aug-17	24-Aug-17	24-Aug-17	24-Aug-17	24-Aug-17
Approval on TOR and REOI	30-Aug-17	24-Sep-17	30-Aug-17	24-Sep-17	30-Aug-17	24-Sep-17	30-Aug-17	24-Sep-17	30-Aug-17	24-Sep-17
List of NGO from DC	14-Sep-17	02-Nov-17	14-Sep-17	12-Nov-17	14-Sep-17	04-Dec-17	14-Sep-17	01-Nov-17	14-Sep-17	03-Jan-18
Receipt of REoI	01-Oct-17	22-Nov-17	01-Oct-17	27-Dec-17	01-Oct-17	27-Dec-17	01-Oct-17	22-Oct-17	01-Oct-17	
Evaluation of EOI and Approval	31-Oct-17	Ongoing	31-Oct-17	Ongoing	31-Oct-17	Ongoing	31-Oct-17		31-Oct-17	
Receive of Combined Proposal from 1 st ranked NGO	07-Nov-17		07-Nov-17		07-Nov-17		07-Nov-17		07-Nov-17	
Negotiation	28-Nov-17		28-Nov-17		28-Nov-17		28-Nov-17		28-Nov-17	
Notification of Intention of Award										
Contract Signature Date										
Total days of Process (Bid Opening to Contract Signing Date)										
Commencement of Services										
End of Contract (Completed)										

SI	1a	1b	1c	1d	1e
Remarks					List of effective NGO received from DC Patuakhali but it contains only one (1) NGO. The DC Patuakhali was requested on 07 February 2018, to furnish required numbers of effective NGOs, but yet to be received.

Table 5.1b: Procurement Process Tracking Report Consulting Services (Individual Consultants) as on 31 March 2018.

SI No	1		2			3		4		5		
Description of Services	International Procurement Expert (Panel)		International Technical Expert (Panel)			Procurement Expert (National) for Panel		Individual Consultant as Procurement Specialist PMU (Nat'l)		Individual Consultant as Financial Management Specialist (National)		
Package No	CEIP-1/ D1/S05		CEIP-1/ D1/S06			CEIP-1/ D1/S07		CEIP-1/ D1/S08		CEIP-1/ D1/S09		
Reference #	CEIP-1-8-IC-CI-CEIP-1/ D1/S05		CEIP-1-9-IC-CI-CEIP-1/ D1/S06			CEIP-1-10-IC-CI-CEIP-1/ D1/S07		CEIP-1-11-IC-CI-CEIP-1/ D1/S08		CEIP-1-27-IC-CI-CEIP-1/D1/S09		
Location / District	Dhaka		Dhaka			Dhaka		Dhaka		Dhaka		
P.P. - Executing Agency:	2014-1-BWDB-BWDB		2014-1-BWDB-BWDB			2014-1-BWDB-BWDB		2014-1-BWDB-BWDB		2014-1-BWDB-BWDB		
Method:	IC		IC			IC		IC		IC		
Estimated / Actual Amount in US\$	Estimated	Actual	Estimated	Actual 1 st	Actual 2 nd	Estimated	Actual	Estimated	Actual	Estimated	Actual 1 st	Actual 2 nd
	1,104,590	0.43 0.564 million ⁷ 0.642 ⁸	1,104,590	0.17 million	0.490 million	225,641	0.111 million 0.134 million ⁹	384,295	0.121 million ¹⁰ 0.054 million ¹¹	247,000	0.113 million ¹²	0.101 million ¹³
Preparation of ToR		Both ToR & EoI Finalized		Both ToR & EoI Finalized			ToR Finalized		ToR & REoI Finalized		Fresh REoI Finalized	Fresh REoI Finalized
NOL to the TOR	14-Oct-13	27-Jul-13	31-Oct-13	31-Jul-13		31-Oct-13	11-Jun-13	31-Oct-13	02-Jul-13	31-Dec-13	11-Dec-13	
Advertisement of EoI		31-Jul-13		06-Aug-13			No Advertisement		28-Jul-13		03-Nov-14	16 Mar 2016
Receipt of REoI		25-Aug-13		29-Aug-13			Only CV of were collected		20-Aug-13		01-Dec-14	14 Apr-16
Evaluation of REoI		Evaluated and concurred by WB		Evaluation done			Evaluated and concurred by WB		Evaluated and concurred by WB		Evaluated and concurred by WB	Evaluated and concurred by WB on 13-Apr-17
Shortlist submitted to WB												
Shortlist gets WB NOL												
Combined Evaluation Report submitted to WB												
WB gives NOL on combined evaluation												
Negotiation												

⁷ 1st amended Contract Price

⁸ 2nd amended Contract Price

⁹ Fresh Contract Price

¹⁰ Original Contract Price with Mr. A.K.M.Bodruddoza and contract ended on 31 October 2016.

¹¹ Fresh Contract Price with Mr. A.K.M.Bodruddoza

¹² Contract Price with Mr. Nasir Ahmed and he resigned on 29-02-2016. So, fresh contract with Mr. Michael Gomes was executed.

¹³ Contract Price with Mr. Michael Gomes

SI No	1		2			3		4		5		
Negotiated draft contract to WB												
WB gives NOL- draft contract												
Contract Signature Date	31-Dec-13	25-Nov-13	30-Jan-14	05-Mar-14	13-Apr-15	31-Dec-13	25-Nov-13	31-Dec-13	21-Nov-13	29-May-14	02-Mar-15	24-Apr-17
Contract signed		25-Nov-13					25-Nov-13		21-Nov-13			
Total days of Process (Bid Opening to Contract Signing Date)		92		188					93		187	375
End Date of Activity	28-Feb-17		31-Mar-18			¹⁴ 30-Jun-18		¹⁵ 31-Oct-17		30-Oct-19	31-Oct-19	
Remarks	Contract Agreement between BWDB and Mr. Narayan D. Sharma was signed on 25 Nov, 2013. Contract Agreement was sent to WB. Period of contract expired on 30 October 2016 which was extended up to 31 January 2017. 3rd time extension up to 28-02-2018 with increase of inputs by 50 days has been approved.		Contract with Daniel Thirion was over on 04 March, 2015. Fresh Contract Agreement between BWDB and Mr. I A Khan was signed on 13 April, 2015. Contract Agreement was sent to WB. Panel member is now on board. Contract under execution.			Contract Agreement between BWDB and Mr. M. Aminul Haque was signed on 25 Nov, 2013 . Contract Agreement was sent to WB. Panel member is now on board. Allotted 300 days input of Mr. Haque was consumed in October 2015. Fresh contract for 200 days was signed on 14 June 2016 over a period of 32 (thirty-two) months [FY 2015-2016 to FY 2017-2018]		Original Contract with Mr. A.K.M. Bodruddoza ended on 31 October 2016. Fresh contract for 12 months was signed on 14 March, 2017 with retroactive commencement date from 01 November 2016 that ended on 31 October 2017 . Another contract with Mr. A.K.M. Bodruddoza on SSS Method, for a period of 12 months commencing from 01 November 2017 is in process.		Contract Agreement with Mr. Md. Nasser Ahmed was signed on 02 March, 2015. The FMS resigned on 29 Feb.2016. Fresh 35 Nos. REoI were received on 14 April 2016. Negotiation with 3 rd ranked candidate Mr. Michael Gomes was carried out by PEC on 06 April 2017. WB's NOL obtained. Fresh contract with Mr. Michael Gomes was signed on 24-04-2017.		

¹⁴ As per fresh contract signed on 14 June 2016

¹⁵ As per fresh contract signed on 14 March 2017

Table 5.1b: Procurement Process Tracking Report Consulting Services (Individual Consultants) as on 31 March 2018

SI No	6		7			8		9		
Description of Services	Individual Consultant as Sr. Environment Specialist (PMU/Dhaka)		Individual Consultant as Sr. Social Specialist (PMU/Dhaka)			Individual Consultant as Sr. Forestry Specialist (PMU/Dhaka)		Individual Consultant as Communication officer (PMU/Dhaka)		
Package No	CEIP-1/ D1/S10		CEIP-1/ D1/S11			CEIP-1/D1/S12		CEIP-1/ D1/S13		
Reference #	CEIP-1-28-IC-CI-CEIP-1/D1/S10		CEIP-1-29-IC-CI-CEIP-1/D1/S11			CEIP-1-30-IC-CI-CEIP-1/D1/S12		CEIP-1-31-IC-CI-CEIP-1/D1/S13		
Location / District	Dhaka		Dhaka			Dhaka		Dhaka		
P.P. - Executing Agency:	2014-1-BWDB-BWDB		2014-1-BWDB-BWDB			2014-1-BWDB-BWDB		2014-1-BWDB-BWDB		
Method:	IC		IC			IC		IC		
Estimated / Actual	Estimated	Actual	Estimated	Actual 1 st	Actual 2 nd	Estimated	Actual	Estimated	Actual 1 st & 2 nd	Actual 3 rd
Amount in US\$	212,000	0.101 million	212,000	0.0884 million	0.0648 million	212,000	0.083 million	131,000	0.067 million	
Preparation of ToR		ToR & REOI finalized		ToR & REOI finalized	19 Jan 2017		1-Jan-17		ToR & REOI finalized	
NOL to the TOR	24-Jun-14		29-Apr-14	15-Apr-14	25-Jan-17	29-Dec-15	12-Jan-17	17-Aug-14		
Advertisement of EoI		21-Oct-14		21-Apr-14	14-Mar-17		14-Mar-17		23-Nov-14 (1 st) 24-Jan-16 (2 nd)	
Receipt of REoI		18-Nov-14		15-May-14	12-Apr-17		12-Apr-17		15-May-15 (1 st) 24-Feb-16 (2 nd)	30 Jun 17
Evaluation of REoI		Evaluated and concurred by WB		Evaluated & WB concurred	23 May-17		23-May-17		Evaluated & concurred by WB	Evaluated & concurred by WB
Shortlist submitted to WB										
Shortlist gets WB NOL										
Evaluation Report submitted to WB										
WB gives NOL on combined evaluation										
Negotiation										10-Apr-18
Negotiated draft contract sent to WB										
WB gives NOL on draft contract									19-Oct-17	
Contract Signature Date	27-Nov-14	13-Apr-15	17-Jul-14	02-Oct-14	02-Aug-17	28-Apr-16	02-Aug-17	31-Dec-14	Did not take place	
Total days of Process		146		140	147		71			
End Date of Activity		12 April 2018		¹⁶ 03-Jan-17	01-Aug-19		01-Aug-19		TBD	

¹⁶ Contract ended due to resignation of the Consultant. Fresh procurement in process.

SI No	6	7	8	9
Remarks	<p>Contract Agreement between BWDB and Dr. Asadul Alam was signed on 13 April, 2015. The Senior Environmental Specialist is now on board.</p>	<p>Contract Agreement between BWDB and Mr. Md. Hasanur Rahman was signed on 02 Oct, 2014.</p> <p>He resigned from the services on 03 January 2017 giving 28 days' notice.</p> <p>Fresh procurement is completed and the Consultant is on board</p>	<p>Procurement process has been initiated.</p> <p>Procurement is completed and the Consultant is on board</p>	<p>Two (2) EOI were earlier received at first invitation. So, fresh EOI was invited and 6 Nos. were received on 24 February 2016.</p> <p>Contract Agreement between BWDB and Mr. A K M Rahmat Ali Howlader was signed on 28 March 2017. But he didn't join. Negotiation with 2nd candidate failed.</p> <p>So, fresh procurement was initiated through collection of CVs as per suggestions of WB. Draft Contract with 1st ranked candidate was signed on 19 Oct 2017, but Mr. Akhtaruzzaman didn't sign the contract due to his personal problems.</p> <p>The 2nd ranked candidate Mr. Aktar Uddin was invited on 08 March 2018 to attend contract negotiation meeting on 14 March 2018. But he didn't attend. Consequently, on obtaining WB's concurrence, the 3rd ranked candidate Mr. Kamal Najmus Salehin was negotiated on 10 April 2018. The negotiation was successful and draft contract was signed. It is in the process of approval.</p>

Table 5.1b: Procurement Process Tracking Report Consulting Services (Individual Consultants) as on 31 March 2018

SI No	10		11		12		13		14	
Description of Services	Individual Consultant as Senior Revenue Officer (PMU/Dhaka)		Individual Consultant as Social Specialist/Economist (PMU/Field)		Individual Consultant as Environment Specialist (PMU/Field)		IPoE for Coastal Morphologist and Estuarine/Tidal Hydraulics Expert		IPoE for Hydrodynamics & Coastal Modeling Expert	
Package No	CEIP-1/ D1/S14		CEIP-1 /D1/S15		CEIP-1/ D1/S16		CEIP-1/ D1/S17		CEIP-1/ D1/S18	
Reference #	CEIP-1-32-IC-CI-CEIP-1/D1/S14		CEIP-1-33-IC-CI-CEIP-1/D1/S15		CEIP-1-34-IC-CI-CEIP-1/D1/S16		CEIP-1-35-IC-CI-CEIP-1/D1/S17		CEIP-1-36-IC-CI-CEIP-1/D1/S18	
Location / District	Khulna		Khulna		Khulna		Dhaka		Dhaka	
P.P. - Executing Agency:	2014-1-BWDB-BWDB		2014-1-BWDB-BWDB		2014-1-BWDB-BWDB		2014-1-BWDB-BWDB		2014-1-BWDB-BWDB	
Method:	IC		IC		IC		IC		IC	
Estimated / Actual	Estimated	Actual	Estimated	Actual	Estimated	Actual	Estimated	Actual	Estimated	Actual
Amount in US\$	131,000	0.0847 million 0.0644 million	131,000	0.0578 million	131,000	0.0481 million	181,600		181,600	
Preparation of ToR		Prepared		1-Jan-17		Prepared		28- Nov-16		28- Nov-16
NOL to the TOR	23-Dec-13	22-Dec-13	24-Sep-14	3-Jan-17	24-Sep-14	28-Dec-16	24-Sep-14	13 Dec 16		13-Dec-16
Advertisement of EoI		30-Dec-13		14-Mar-17		12- Feb- 17		30 July-17		30 July-17
Receipt of REoI		06-Feb-14		12-Apl-17		14-Mar-17		14 Sep-17		14 Sep-17
Evaluation of REoI		Evaluated and concurred by WB		Evaluation completed		Only 2(two) applications were received. PEC decided re-invitation of REoI.		Only 1(one) EoI application was received. PEC decided invitation of fresh REoI. WB concurred		Only 1(one) EoI application was received. PEC decided invitation of fresh REoI. WB concurred
Shortlist submitted to WB										
Shortlist gets WB NOL										
Combined Evaluation Report submitted to WB						NA				
WB gives NOL on combined evaluation										
Negotiation										
Negotiated draft contract sent to WB						07-Sep-17				
WB gives NOL on draft contract						05-Oct-17				
Contract Signature Date	29-May-14	12-Aug-14	31-Dec-14	20-Jul-17	31-Dec-14	30-Oct-17	31-Dec-14			
Total days of Process		187		100		231				
Commencement of Services		¹⁷ 22-Dec-16								
End Date of Activity	Estimated	Actual	30-Jun-17	19-Jul-19	30-Jun-17		30-Jun-20		30-Jun-20	

¹⁷ 1st contract ended. So, fresh contact on SSB in process.

SI No	10	11	12	13	14
Remarks	<p>Contract Agreement between BWDB and Mr. M A Saleque was signed on 12 Aug, 2014. Contract ended on 22 Dec 2016.</p> <p>In order to keep continuation of the services of land acquisition and other related activities, the services of Mr. M A Saleque procured on sole source basis under a fresh Contract for 18 months has been completed. Contract was signed with retroactive date 23 December 2016. The Consultant is on board.</p>	<p>Bank has provided NoL on ToR on 03 January 2017.</p> <p>Eol received on 12 April 2017 and evaluated. Consultant is on Board.</p>	<p>Bank provided NoL on ToR and REOl on 28 December 2016.</p> <p>Eol received on 14 March 2017. Only 2 (two) applications were received. PEC in its meeting on 06 April 2017, recommended for fresh invitation. WB suggested to collect CVs through direct approach and to evaluate including the 2 Eols received earlier.</p> <p>Procurement completed and the Consultant is on board.</p>	<p>PMU, CEIP-1 with the assistance of existing IPoE member, TL-DSC and TL- M&EC, has reviewed the ToR of the remaining four IPoE members and are of the opinion that positions of Coastal, Estuarine and River Morphologist and Sediment/Tidal Management Expert might be merged and named as Coastal Morphologist and Estuarine/Tidal Hydraulics Expert. Accordingly, restructured proposal was sent to WB on 28 September 2016. WB accepted the proposal on 07 November, 2016.</p> <p>Only 1(one) Eol received on scheduled date of 14 September 2017. So, fresh REOl was invited. Fresh Eols were received on 15 January 2018. Evaluation in process.</p>	<p>Proposal for inclusion of one new IPoE member as "Hydrodynamic and Coastal Modelling Expert" was sent to WB on 28 September 2016. WB accepted the proposal on 07 November, 2016.</p> <p>Only 1(one) Eol received on scheduled date of 14 September 2017. So, fresh REOl was invited. Fresh Eols were received on 15 January 2018. Evaluation in process</p>

WB gives NOL on draft contract			07 Jun-17		12-Mar-15		
Contract Signature Date	31-Dec-14		31-Dec-14	17 Jul-17	31-Dec-14		
Contract signed				17 Jul-17		23-Mar-15	
Total days of Process							
Commencement of Services	30-Jun-20						
End Date of Activity			30-Jun-20	30-Jun-20	30-Jun-20	31-Dec-2017	
Remarks	ToR was sent to WB on 1-Jan-17. Bank approved ToR on 19 January 2017. Only 2(two) REoI received on scheduled date of 14 September 2017. So, fresh REoI was invited. Fresh EoIs were received on 15 January 2018. Evaluation in process.	WB provided NoL on ToR on 07 November 2016 and concurred 3 CV approach for the selection of the social IPOE on 28 November 2016. Procurement completed and the IPOE is now on board.	Bank's NOL on Draft Contract was received on 12 March, 2015. Contract Agreement between BWDB and Dr. Ainun Nishat as IPoE was signed on 23 March 2015. The IPOE is now on board.			This is a new Package concurred by World Bank and entered into Revised Procurement Plan (PP- 2016-1). But it was decided that this service will be procured through GoB's revenue budget. This Package is dropped.	This is a new Package concurred by World Bank and entered into Revised Procurement Plan (PP- 2016-1). But it was decided that this service will be procured through GoB's revenue budget. This Package is dropped.

Annex 5.2a: Procurement Status and Plans - Works

As per the DPP, there are 4 packages of Works under the project. But these packages were reviewed and decided that works contract will be three packages. Package -01 has already contacted out. Package-02 is under way of procurement. Package -03 is yet to initiate.

Initiated-procurement as per the statement of "Status of Procurement" as on **31 March 2018** is described below:

SI. No	1		2 (Revs.)		3 (Revs.)		4
Description of Works	Rehabilitation / Reconstruction & Upgrading of Polder 32, 33, 35/1 and 35/3 under CEIP-1.		²¹ Rehabilitation and upgrading of Polder 14/1, 15, 16, 17/1, 17/2 & 23 (Actual Nos. of Polder in package are 39/2C, 40/2, 41/1, 43/2C, 47/2 and 48)		²² Rehabilitation and upgrading of Polder 48,47/2 & 43/2C (Actual Nos. of Polder in this Package are 14/1, 15, 16, 17/1, 17/2, 23 & 34/3)		²³ Rehabilitation and upgrading of Polder 40/2, 41/1, 34/3 and 39/2C
Package No	CEIP-1/W-1		CEIP-1/W-2 (revised)		CEIP-1/W-3 (revised)		
Reference #	CEIP-1-12-LPIPQ-O-CEIP-1/W-01		CEIP-1-13-LPIPQ-O-CEIP-1/W-02 (Rvsd.)		CEIP-1-13-LPIPQ-O-CEIP-1/W-03 (Rvsd.)		
Districts	Khulna		Patuakhali, Barguna and Pirojpur				
P.P. - Executing Agency:	2014-1-BWDB - BWDB		2014-1-BWDB - BWDB		2014-1-BWDB - BWDB		
Method:	ICB with post-qualification ²⁴		ICB with post-qualification		ICB		
Estimated / Actual	Estimated	Actual	Estimated	Actual	Estimated	Actual	
Amount in US\$	104,276,026.00	88,216,800.37 ²⁵	150,355,767.20	137,969,172.60 ²⁶	86.66 million USD		
Preparation of Document							
Tender Docs Submitted to WB		02-Mar-15		14-Oct-15, 09-Nov-15			
Bank's NOL	30-Jun-14	09-Mar-15	03-Jan-16	03-Dec-15			
Publication / Invitation	15-Jul-14	10-Mar-14	10-Jan-16	04-Dec-15			
Deadline tenders & Bid Opening	14-Sep-14	25-May-15	14-Mar-16	24-Mar-16			
Evaluation of Bids	18-Oct-14	13-Jun-15	18-Apr-16	19-Jun-16			
WB gives NOL on evaluation		19-Jul-15		04-Aug-16			
Negotiated draft contract sent to WB							
No Objection to Evaluation Report	10-Nov-14		09-May-16				
GOB Purchasing Committee approval		09-Sep-15		20-Aug-16			
Issuing NOA		21-Sep-15		15-Dec-16			
Contract signed	09-Jan-15	01-Nov-15	28-Jun-16	08-Mar-17			
Advance Issued							
Commencement of Services		26-Jan-16		12-Jul-17			
Total days of Process	117	160	106	349			
End of Contract (Completed)	31/12/2017	25-Jan-19	30/06/2018	11-Jan-21			

²¹ Nos. of Polders for this Package have been changed as '39/2C, 40/2, 41/1, 43/2C, 47/2 and 48' instead of previously included Nos of '14/1,15,16,17/1,17/2 & 23'

²² All the three (3) Polders of this Package (43/2C, 47/2 and 48) have been included under Package No.CEIP-1/W-02. So, this Package has been rearranged in terms of inclusion new Polders from Package #2 and # 4

²³ Out of four (4) Polders, three (3) (40/2, 41/1 and 39/2C) have been included under Package CEIP-1/W-02. The remaining one (1) is included in Package #3 and this Package has been declared void.

²⁴ Method has been changed from ICBPQ (International Competitive Bidding with pre-qualification) to ICB (with post qualification)

²⁵ Original Contract Value of W-01 is BDT 6,969,127,229.

²⁶ Original Contract Value of W-02 is BDT 10,899,564,634.65.

SI. No	1	2 (Revs.)	3 (Revs.)	4
Remarks	7 Nos. Bids were received and M/S The First Engineering Bureau of Henan Water Conservancy of China was awarded the contract. Contract was signed on 01 Nov 2015. Civil works are going on.	7 Nos. Bids were received. Chongqing International Construction Corporation was awarded with the Contract. Contract was signed on 08 March 2017 and Notice to Commence issued on 12 July 2017.	Due to shortfall of fund, it is being discussed whether to drop this package. Meanwhile, the activities of this Package have been limited up to preparation of bidding document.	This Package will be treated void since the polders under this package have been incorporated in the packages 2 & 3 (re-arranged)

Annex 5.3a: Procurement Status and Plans - Goods

As per the DPP, 14 items of Goods would be procured. Among them, 6 items were initiated for procurement as per the statement of “Status of Procurement” as on **31 March 2018**, which is described below:

SI No	1		2		3		4		5		6	
Description of Goods	Procurement of Motor Vehicles a) 4-WD Jeep/Cross Country (Total 10 Nos.) b) Micro Bus-(Total 1 No.)		Procurement of Motor Cycle- 10 Nos		Supply of Desktop Computer, Laptop, Printer, & UPS with Accessories under CEIP-1		Procurement of Engineering Equipment: a) Levelling instrument with accessories -5 & b) Total Station-3 Nos.		Office Equipment: 1) Multimedia Projector, 2) Air cooler, 3) PABX Intercom System, 4) Photocopier, 5) Fax, 6) Scanner, and 7) Plotter (36" Size) with accessories and related services under CEIP-1.		Procurement of Office Furniture under CEIP-1.	
Package No	CEIP-1/ G-1		CEIP-1/ G-2		CEIP-1/ G-4		CEIP-1/ G-5		CEIP-1/ G-6		CEIP-1/ G-7	
Reference #	CEIP-1-1-LPI-B-CEIP-1/G-1		CEIP-1-16-NCB-B-CEIP-1/G-2		CEIP-1-3-NCB-B-CEIP-1/G-4		CEIP-1-18-NCB-B-CEIP-1/G-5		CEIP-1-20-LPI-B-CEIP-1/G-6			
Districts	Dhaka		Dhaka		Dhaka		Dhaka		Dhaka		Dhaka	
P.P. - Executing Agency:	2014-1-BWDB - BWDB		2014-1-BWDB - BWDB		2014-1-BWDB - BWDB		2014-1-BWDB - BWDB		2014-1-BWDB - BWDB		2014-1-BWDB - BWDB	
Method:	NCB (National Competitive Bidding)		NCB (National Competitive Bidding)		NCB (National Competitive Bidding)		NCB (National Competitive Bidding)		NCB (National Competitive Bidding)		NCB (National Competitive Bidding)	
Estimated / Actual	Estimated	Actual	Estimated	Actual	Estimated	Actual	Estimated	Actual	Estimated	Actual	Estimated	Actual
Amount in US\$	1,000,000	749,427	19,231	23,248	62,000	64,643	19,880	10,333	30,000	27,771		
Preparation of Tender Document		17-Dec-14										
No Objection Documents	28-Feb-14	25-Dec-14	NA	NA	19-Mar-14	18-Mar-14	NA	NA				
Publication / Invitation	07-Mar-14	20 Oct 2015 (4th call)	02-Oct-14	08-Jul-15	22-Mar-14	19-Mar-14	17-Sep-14	08-Jul-15	01-Apr-14	01-Apr-14		17-Feb-16
Deadline tenders & Bid Opening	06-May-14	19-Nov-15	27-Oct-14	10-Aug-15	19-Apr-14	09-Apr-14	15-Oct-14	10-Aug-15	01-May-14	12-May-14		
Evaluation of Bids	05-Jun-14	02-Dec-15	25-Nov-14	07-Sep-15	19-May-14	28-Apr-14	12-Nov-14	06-Sep-15	31-May-14	29-May-14		
No Objection to Evaluation Report	19-Jun-14	NA	NA	NA	03-Jun-14	11-May-14	NA	NA	NA	NA		
Work order / Contract Date	18-Aug-14	07-Jan-16	16-Dec-14	04-Oct-15	08-Jul-14	08-Jun-14	03-Dec-14	04-Oct-15	05-Jul-14	09-Jun-14		
Total days of Process (between Bid Opening and Contract Signature Date)	104	49	50	55	80	60	49	55	65	28		
End of Contract (Completed)	31-Dec-14	04 Feb 2016	25-Jan-15	22-Nov-15	05-Aug-14	29-Jun-14	31-Dec-14	22-Nov-15	02-Aug-14	29 Jun 2014		
Remarks	* Contract for 1 No. Microbus (Lot No.2) executed on 18 Nov 2015. Supply completed ** Contract for 10 Nos. 4WD (Lot No.) vehicle executed on 07 January 2016. Supply completed		Tender was evaluated by BWDB TEC members. Contract executed on 04 October 2015. Supply completed		All Desktop Computer, Laptop, Printer, & UPS with Accessories were received.		Tender was evaluated by BWDB TEC members. Contract executed on 04 October 2015. Supply completed.		Tender was evaluated by BWDB TEC members. Work Order issued on 01 June 2014. All office equipment were supplied.		All office Furniture were supplied.	

Annex 5.3b Procurement Plan of Goods as per DPP

Contract Approving Authority	Package No	Description of Procurement as per TAPP/DPP Goods	Unit	Quantity	Procurement Method & (Type)	Source of Funds	Estimated Cost/ Contract Price (Million USD)	Indicative Dates			Remarks
								Invitation for Tender	Signing of Contract	Completion of Contract	
1	2	3	4	5	6	7	8	9	10	11	12
HOPE	CEIP-1/G-01	Procurement of Motor Vehicles a) 4-WD Jeep/Cross Country (Total 15 Nos.) b) Micro Bus-(Total 2 Nos.)	Nos.	Motor Vehicle-10 Nos, Microbus-2 Nos	OTM(ICB)	WB/IDA	0.75	August,2013	October,2013	April,2014	Contract for 1 No. Microbus (Lot No.2) executed on 18 November 2015 and supply completed. Contract for 10 Nos. 4WD (Lot No.) vehicle executed on 07 January 2016 and supply completed
PD	CEIP-1/G-02	Procurement of Motor Cycle- 20	Nos.	Motor Cycle-10 Nos	OTM(NCB)	WB/IDA	0.0234	September,2013	October,2013	February,2014	Tender was evaluated by BWDB TEC members. Contract executed on 04 October 2015. Supply completed
PD	CEIP-1/G-03	Procurement of Speed Boat with engine & other accessories (Total 9 nos.)	Nos.	Speed Boat-5 Nos	OTM(NCB)	WB/IDA	0.0609				Will be procured by December 2018
PD	CEIP-1/G-04	Procurement of a) Computer - (Total 35 Nos, Laptop-10+Desktop-25), b) Colour/Black & White Printer-A3/A4 (Total 20 Nos), c) UPS= (Total 25 Nos), d) IPS = 10 Nos with ancillaries	Nos.	Computers - a) Laptop-5 Nos, Desktop-20 Nos, b) Printer-10 Nos, c) UPS-20 Nos, d) IPS-5 Nos with ancillaries	OTM(NCB)	WB/IDA	0.065	August,2013	September,2013	December,2014	3 Tenders received on 09 April, 2014 and Evaluation done. Work Order issued on 12 May 2014. All Desktop Computer, Laptop, Printer, & UPS with Accessories were received.
PD	CEIP-1/G-05	Engineering Equipment-a) Levelling instrument with accessories (Total-10 Nos), Total Station (Total-5 Nos)	Nos.	a) Levelling instrument - 5 Nos.; b) Total Station-3 Nos	OTM(NCB)	WB/IDA	0.0103	October,2013	November,2013	January,2014	Tender was evaluated by BWDB TEC members. Contract executed on 04 October 2015. Supply completed.

Contract Approving Authority	Package No	Description of Procurement as per TAPP/DPP Goods	Unit	Quantity	Procurement Method & (Type)	Source of Funds	Estimated Cost/ Contract Price (Million USD)	Indicative Dates			Remarks
								Invitation for Tender	Signing of Contract	Completion of Contract	
1	2	3	4	5	6	7	8	9	10	11	12
PD	CEIP-1/G-06	Office equipment with accessories a) Multimedia Projector(Total 4 Nos), b) Air cooler- (Total-10 Nos), c) PABX Intercom System -1 Set, d) Photocopier 10 Nos. e) Fax- 10 Nos., f) Scanner A3 Size- 4 Nos., g) Spiral Binding machine 4 Nos, h) Plotter Ao Size-1 No	Nos.	a) Multimedia Projector- 2 Nos, b) Aircooler- 5 Nos, c) PABX Intercom System- 1 set d) Photocopier- 5 Nos, e) Fax-4 Nos, f) Scanner- 2 Nos, g) Spiral Binding Machine- 2 Nos,h) Plotter Ao Size -1 No	OTM(NCB)	WB/IDA	0.028	August,2013	September,2013	January,2014	Tender was evaluated by BWDB TEC members. Work Order issued on 01 June 2014. All office equipment were supplied.
PD	CEIP-1/G-07	Furniture (For Project Director, CEIP-1 BWDB, office)	LS	LS	OTM(NCB) /RFQ	WB/IDA	0.0064	August,2013	September,2013	October,2014	All the furniture were supplied
PD	CEIP-1/G-08	Procurement of Motor Vehicles a) 4-WD Jeep/Cross Country (Total 15 Nos.) b) Micro Bus- (Total 2 Nos.)	Nos.	Motor Vehicle-05 Nos	OTM(ICB)	WB/IDA	0.449	01 January 2018	05 May 2018		Program revised. Revised Procurement Plan (PP- 2016-1) was prepared and sent to WB on 27 February 2017.
PD	CEIP-1/G-09	Procurement of Motor Cycle- Total= 20 Nos	Nos.	Procurement of Motor Cycle-10 Nos	OTM(NCB)	WB/IDA	0.019			December 2018	Program revised. Revised Procurement Plan (PP- 2016-1) was prepared and sent to WB on 27 February 2017
PD	CEIP-1/G-10	Procurement of Speed Boat with engine & other accessories (Total 09 nos.)	Nos.	Speed Boat-4 Nos	OTM(NCB)	WB/IDA	0.051			June 2019	Program revised. Revised Procurement Plan (PP- 2016-1) was prepared and sent to WB on 27 February 2017
PD	CEIP-1/G-11	Procurement of a) Computer- (Total 36 Nos, Laptop-10 + Desktop-25), b) Colour/Black & White Printer(Total 20 Nos), C) UPS= (Total 15 Nos), d) IPS = 10 Nos with ancillaries	Nos.	Computers- a) Laptop-5 Nos, Desktop-5 Nos; b) Printer-10 Nos, c) UPS-5 Nos, d) IPS- 5 Nos with ancillaries	OTM(NCB)	WB/IDA	0.041	05 July 2017	28 September 2017	20 November 2017	Program revised. Revised Procurement Plan (PP- 2016-1) was prepared and sent to WB on 27 February 2017. Supply completed on 28 November 2017.

Contract Approving Authority	Package No	Description of Procurement as per TAPP/DPP Goods	Unit	Quantity	Procurement Method & (Type)	Source of Funds	Estimated Cost/ Contract Price (Million USD)	Indicative Dates			Remarks
								Invitation for Tender	Signing of Contract	Completion of Contract	
1	2	3	4	5	6	7	8	9	10	11	12
PD	CEIP-1/G-12	Engineering Equipment -a) Levelling instrument with accessories (Total - 10 Nos) Total Station-) Total- 5 Nos)	Nos.	a) Levelling instrument - 5 Nos.; b) Total Station-2 Nos	OTM(NCB)	WB/IDA	0.015			June 2019	Program revised. Revised Procurement Plan (PP- 2016-1) was prepared and sent to WB on 27 February 2017
PD	CEIP-1/G-13	Office equipment with accessories a) Multimedia Projector (Total 4 Nos), b) Air cooler- (Total-10 Nos), c) PABX Intercom System -1 Set, d) Photocopier 10 Nos. e) Fax- 10 Nos. f) Scanner A3 Size 4 Nos., g) Spiral Binding machine 4 Nos, h) Plotter A0 Size-1 No.	Nos.	a) MultiMedia Projector- 2 Nos, b) Aircooler- 5 Nos, c) Photocopier- 5 Nos, d) Fax-6 Nos, e) Scanner- 2 Nos, f) Spiral Binding Machine- Mos	OTM(NCB)	WB/IDA	0.023			December 2018	Program revised. Revised Procurement Plan (PP- 2016-1) was prepared and sent to WB on 27 February 2017
PD	CEIP-1/G-14	Procurement of Motor: Micro Bus – 1 No	Nos.	Micro Bus – 1 No			0.06			December 2018	This is a new Package concurred by World Bank and entered into Revised Procurement Plan (PP- 2016-1).

HOPE=Head of the Procuring Entity PD=Project Director

Annex 6 Governance Accountability and Action Plan

Issues/Risks/Objective	Actions	Agency responsible	Timeline - Plan	Early Warning Indicators to Trigger Additional Action	Timeline - Actual	Remarks
Institutional Risks						
Need to strengthen capacity to handle large volume procurement, financial management, contract management, communications, and monitoring functions	Establish PMU with internally or externally hired staff as per the agreed Organogram.	BWDB	Key staff recruited 3-6 months after project effectiveness.	Delays in conduct of procurement, execution of contracts and processing of payments.	<p>Effectiveness date Nov 2013.</p> <p>PMU Staffing <u>Project Director</u> – Dec 2013 appointed <u>Deputy PD</u> - <u>Procurement Spec</u> – Nov 2013 <u>Financial Management Spec</u>- originally March 2015-Feb 2016; filled again Apr 2017. <u>Sr. Environment Spec</u> –April 2015 <u>Sr. Social Spec</u> – original expert in place Oct 2014-Jan 2017. Contract signed with the replacement in Aug 2017. <u>Sr. Revenue Officer</u> – August 2014 <u>Communication Officer – After 3 rounds of procurement, the 3rd ranked candidate of Round 3 entered into negotiation on 10 April 2018.</u> <u>Sr. Forestry Spec.</u> –August 2017. <u>Social Spec./Econ (Field)</u> –July 2017 <u>Environment Spec. (Field)</u> – Oct 2017</p> <p>Consultancies: <u>Procurement Panel</u> – fully in place since 2014, though <u>Chairman’s contract expired 28 Feb 2018.</u></p>	<p>Most of the PMU staff have been recruited. Remaining in process are Communication Officer and 3 IPOE experts.</p> <p>Procurement of Long Term Monitoring, Research and Analysis of Bangladesh Coastal Zone still in process, but draft contract signed 29 January 2018 and sent to World Bank same day. WB gave NOL with observations on 28 March 2018.</p>

Issues/Risks/ Objective	Actions	Agency respon- sible	Timeline - Plan	Early Warning Indicators to Trigger Additional Action	Timeline - Actual	Remarks
	Retain existing consultants or engage new consultants for design, construction supervision Contract Third Party M&E functions Increase frequency of Bank supervision missions, especially during the first 2 years.	BWDB BWDB WB	Contracted 1 st year; Contracted 2 nd year At least twice a year		DDCS&PMSC contracted January 2015 M&E Consultant contracted Oct 2015 IPOE – 2 of 5 Members in place. For remaining 3, low response level in September 2017 led to a fresh solicitation. New response deadline was 15 January 2018 and now under evaluation. IPOE Chairman’s contract expired 31 Dec 2017. World Bank Missions: Start (FY 2013/14)– 1 mission PY1 (FY 2014/15)– 1 mission PY2 (FY 2015/16)– 2 missions PY3 (FY 2016/17)– 2 missions plus sector-specific missions PY4 (FY 2017/18)- 1 mission (Jul/Aug) plus sector-specific missions	
Need for proactive provision of information and enhanced transparency	Appoint a Communication Specialist as part of the PMU to act as RTI officer (until BWDB engages an RTI officer) in accordance with the RTI Act. Quarterly Reporting on Project Implementation by PMU	BWDB BWDB	3 -6 months after project effectiveness Quarterly	Lack of information officer or frequent replacement	Communication Officer signed on, but then withdrew before joining (March 2017). NOL given to draft contract on 19 Oct 2017 for new candidate, but he also withdrew. 2 nd ranked candidate cleared by WB but did not appear at negotiations. 3 rd ranked candidate signed draft contract on 10 Apr 2018. First QPR submitted in Feb 2016 for period ending Dec 2015. QPRs routinely being prepared.	

Issues/Risks/ Objective	Actions	Agency respon- sible	Timeline - Plan	Early Warning Indicators to Trigger Additional Action	Timeline - Actual	Remarks
	Set up a website and provide regular information on project performance as well as procurement information	BWDB	Website set up by end of Year 1. Website regularly updated	Delays in establishment of website/ publishing information	From inception, notices and procurement results being posted on BWDB website and CPTU website (Ministry of Planning) or UN Development Business. New, easier-to-navigate BWDB website is under development. M&E Consultants have piloted a partial beta version of a web-based PMIS in November 2016, updated in September 2017 and improved version available for users as of late 2017.	
Procurement Risks						
Reduce risk of corruption in procurement.	Retain design of few contracts processed in Dhaka to enhance scrutiny	BWDB	On-going	Procurement red flags in ex ante and ex post review	Procurement packages have been aggregated in size to facilitate scrutiny.	PMU understands and follows procedures that safeguard procurement processes. Contract of Int'l Proc. Expert Sharma expired 28 Feb 2018.
	Publish/agree detailed mapping of procurement processes, including finite list of who has access to documents when in the process	BWDB	On-going	Inconsistencies with 'need to know' principles in procurement mapping, evidence of unauthorized access to information	Documentation and mapping of processes completed December 2015.	
	Enforce ICB procurement guidelines for documentation, timelines, and transparency	BWDB, Bank	On-going		ICB guidelines are enforced.	
	Appoint a Procurement Panel	BWDB	3-6 months after project effectiveness	Panel members not recruited	Int'l Proc. Expert – Nov 2013 Nat'l Proc. Expert – Nov 2013 Int'l Technical Exp. – 2013, with replacement in April 2015	

Issues/Risks/ Objective	Actions	Agency respon- sible	Timeline - Plan	Early Warning Indicators to Trigger Additional Action	Timeline - Actual	Remarks
	Enhance complaints mechanism with reporting established and follow-up guidelines	BWDB	On-going	Nature and frequency of complaints	GRC membership composition confirmed in Dec 2015. Fifteen (15) GRC formed in Package 01 area and 21 in Package 02. As of 31 December 2017, there were 134 grievances received, of which 20 were resolved by field level investigation and 114 resolved by the GRC.	
Potential for or reduce risks of conflict of interest among participants in procurement	Declarations of no conflict of interest by BWDB personnel, including members of PP and bidders Review statements of financial interests encompassing key project staff Require bidders' statements concerning agents and other possible connections to persons involved with procurement.	BWDB BWDB BWDB	BWDB personnel by effectiveness; bidders at submission Within one month of submission At bidding stage		Complied on rolling basis as staff, consultants and contractors join. Not a separate declaration from COI above. Complied on ongoing basis.	Periodic renewal of COI declaration may be considered.
Contract Execution and Project Management Risks						
Avoid collusion of parties involved and ensure transparent management of contracts	BWDB website includes information on contract execution (e.g. gross estimate of completion of works etc.) Establish enhanced complaints mechanism, including ICT Numerous levels of scrutiny:	BWDB BWDB Construc	As information becomes available By project effectiveness	Website does not include updated information	Complied on ongoing basis, as information is available. Please see cptu.gov.bd website. Select "Contract Award Notices", MOWR, BWDB. Services have not been uploaded here, but were uploaded to UN Development Business. In process of being developed. In place:	In the future, services will also be uploaded to cptu.gov.bd website within the 30 day window after contract signing.

Issues/Risks/ Objective	Actions	Agency respon- sible	Timeline - Plan	Early Warning Indicators to Trigger Additional Action	Timeline - Actual	Remarks
	<ul style="list-style-type: none"> - PD serve as Employer's representative - Construction Supervision Consultant as Engineer - Nominate Resident Engineers at the site - M&E Consultant to oversee project performance 	tion Consultants, M&E			PD – Nov 2013 to Feb 2016 New PD appointed – Feb 2016 New PD appointed – Jan 2018 DDCS&PMSC – Jan 2015 REs nominated – Jan 2015; RE position for Package 01 vacant for since August 2017 RE position for Package 02 vacant though notice to commence issued to Contractor 12 July 2017. M&E – Nov 2015	The lack of REs for an extended period poses a potential risk.
Fraud and Corruption in Delivery of RAP Benefits						
Potential for improper targeting of beneficiaries and/or false delivery	Contract out implementation of RAP to experienced NGOs, with reputable track record for similar programs Ensure third party monitoring by the M&E Consultants Conduct survey among beneficiaries	NGOs M&E M&E	Contract in place Contract in place Unit in place by effectiveness or before	Reviewers (BWDB, WB) receive plausible complaints borne out by frequency or other corroboration Survey results identify improprieties	DDCS&PMSC has KMC on its team, charged with looking after the RAP implementation (since Jan 2015). M&E Consultants in place Nov 2015 and developed a Comprehensive M&E Strategy which is being implemented. Baseline survey designed and implemented in early 2016 for Package 01 and early 2018 for Package 02 along with a midline for Pkg 01.	There were some complaints. DDCS&PMS Consultant has undertaken preliminary investigation.

Issues/Risks/ Objective	Actions	Agency respon- sible	Timeline - Plan	Early Warning Indicators to Trigger Additional Action	Timeline - Actual	Remarks
	<p>Enhance complaints mechanism, including use of ICT</p> <p>Suo moto disclosure of information</p>	<p>M&E</p> <p>BWDB</p>	<p>Designated office in place by effectiveness, begin implementing expanded disclosure plan three months after effectiveness</p>		<p>In process of being developed.</p> <p>Communication Officer REOI re-advertised in January 2016. Contract signed in March 2017, but expert withdrew before joining. Recruitment in process. New candidate draft contract granted NOL by WB 19 Oct 2017.</p>	

Annex 7 Key Performance Indicators and Targets per PAD/DPP

Results Framework and Monitoring

Project Development Objectives															
Indicator Name	Core	Unit of Measure	Base line	Cumulative Target Values								Fre- quency	Data Source/ Meth.	Responsible for Data Collection	Remarks
				YR1 14/15	YR2 15/16	YR3 16/17	YR4 17/18	YR5 18/19	YR6 19/20	YR7 20/21	End Target				
Gross area protected		1000 x ha	-	-	-	-	36.5	67.7	77.9	100.8	100.8	Annual	BWDB	M&E	
<i>Achievement</i>				-	-	-									
Direct project beneficiaries from increased resilience to climate change (number) of which female (percentage) %	X	1000 x person	0	0	0	0	230	480	530	760	760 (50%)	Annual	BWDB	M&E	
<i>Achievement</i>				0	0	0									
Increase cropping intensity		(%)	140	-	-	-	155	167	171	180	180	Annual	BWDB	M&E	
<i>Achievement</i>				-	-	-									
Contingent Emergency Appropriation		Triggered, if requested [Y/N]	NA	NA	NA	NA	NA	NA	NA	NA	NA	NA	BWDB	NA	
<i>Achievement</i>				NA	NA	NA									

Intermediate Results Indicators																
Indicator Name	Core	Unit of Measure	Base line	Cumulative Target Values								End Target	Fre-quency	Data Source/ Meth.	Responsible for Data Collection	Remarks
				YR1 14/15	YR2 15/16	YR3 16/17	YR4 17/18	YR5 18/19	YR6 19/20	YR7 20/21						
Length of upgraded embankment		km	0	-	20	121	309	452	551	623	623	Annual	BWDB	M&E		
<i>Achievement</i>				-	0.8	27.9	37.3								37.3 kms done; 71.0 add'l kms in process	
Drainage structures replaced and upgraded		No.	-	-	3	23	59	89	113	129	129	Annual	BWDB	M&E		
<i>Achievement</i>				-	0	3	12								12 excluding gates and CC blocks; another 21 in progress	
Regulators upgraded		No.	-	-	4	28	73	106	123	134	134	Annual	BWDB	M&E		
<i>Achievement</i>				-	0	0	0									
Flushing inlets upgraded		No.	0	-	9	52	127	178	214	244	244	Annual	BWDB	M&E		
<i>Achievement</i>				-	0	1	10								10 excluding gates / CC blocks; another 15 in progress	
Length of Drainage Channels upgraded		Km	0	-	27	157	381	540	681	794	794	Annual	BWDB	M&E		
<i>Achievement</i>				-	0	11	18								Ratio length	
Area restored re/afforested	X	ha	-	-	-	-	-	100	200	300	300	Annual	BWDB	M&E		
<i>Achievement</i>				-	-	-	-									

Intermediate Results Indicators																
Indicator Name	Core	Unit of Measure	Base line	Cumulative Target Values								End Target	Fre- quency	Data Source / Meth.	Responsible for Data Collection	Remarks
				YR1 14/15	YR2 15/16	YR3 16/17	YR4 17/18	YR5 18/19	YR6 19/20	YR7 20/21						
Water Management Organization (WMO)		Nb.	0	-	-	-	1	2	3	4	4	Annual	BWDB	M&E/NGO	Procurement of NGOs is delayed.	
<i>Achievement</i>				-	-	-										
Improved coastal monitoring		Studies	Limited data					1		2	2	Annual	BWDB	M&E		
<i>Achievement</i>				-	-	-										
BWDB days of training provided	X	No.	0	20	40	60	80	100	120	140	160	Annual	BWDB		Project total needs to be 140 (or PY7 should be 160).	
<i>Achievement</i>				33 (341)	33 (341)	33 (341)	45 (461)								Reported duration in days (plus person-days)	
Client days of training provided - Female	X	No.	0								60	Annual	BWDB			
<i>Achievement</i>				33 (66)	33 (66)	33 (66)	33 (66)								Reported duration in days (plus person-days)	
Grievance Redress Committee (GRC)		No.	0		4		10	13	17			Annual	BWDB	M&E/NGO		
<i>Achievement</i>					4 (15 GRC)	4 (15 GRC)	10 (36 GRC)								GRC formation undertaken for all polders of Package 01 and 02. Those for Package 02 not yet functional.	