



GOVERNMENT OF THE PEOPLE'S REPUBLIC OF BANGLADESH
MINISTRY OF WATER RESOURCES

BANGLADESH WATER DEVELOPMENT BOARD
COASTAL EMBANKMENT IMPROVEMENT PROJECT PHASE-I (CEIP-I)

Financed by World Bank with
Grant Contribution of PPCR - Climate Investment Fund

Quarterly Progress Report No. 9
October-December 2017

Progress Report for 2nd Quarter of GoB Fiscal Year 2017-18
Implementation Quarter 12 (since 01 January 2015)

Submitted to:

Project Management Unit
CEIP-1

Prepared by
Sheladia Associates, Inc. (USA)
in association with BETS Consulting Services, Ltd.
Third Party M&E Consultants for Overall Project Implementation
(CONTRACT PACKAGE NO.CEIP-1/ C2/S3)



15 February 2018

BASIC DATA

Country : *Bangladesh*
 Project Title : Coastal Embankment Improvement Project, Phase-1
 Implementing Agency : Bangladesh Water Development Board
 Report number : 9
 Reporting Period : Quarter of October-December 2017

CURRENCY EQUIVALENTS

(Exchange Rate Effective May 15, 2013)

Currency Unit = Bangladeshi Taka (BDT)

US\$ 1 = BDT 79

Currency Unit = Special Drawing Rights (SDR)

US\$ 1 = SDR 0.66269

FISCAL YEAR

July 1 - June 30

Grant Project Component: Pilot Program for Climate Resilience (PPCR)

2.1.1. Grant Source : Climate Investment Fund

2.1.2. Grant Amount : US\$ 25 Million

2.1.3. Date of Grant Approval : 29 May 2013

US\$ 5 Million are allocated for Project Component C 3 Long Term Monitoring, Research and Analysis of Bangladesh Coastal Zone.

Table i-1: PPCR Expected Disbursements

Pilot Program for Climate Resilience (PPCR) Expected Disbursements (in US\$ Million)								
Fiscal Year	2014	2015	2016	2017	2018	2019	2020	2021
Annual			10	10	5			
Cumulative			10	20	25			

Source: Project Appraisal Document, 2013

Loan IDA

2.2.1. Loan Number / Project ID : No. P128276

2.2.2. Loan Amount : US\$375 Million

2.2.3. Date of Loan Approval : 29 May 2013

2.2.4. Date of Loan Declared Effective /

Project Implementation Start Date : 02 Sep 2013

2.2.5. Expected Closing Date : 31 Dec 2020

Table i-2: IDA Expected Disbursements (US\$ Million)

IDA Expected Disbursements (in US\$ Million)								
Fiscal Year	2014	2015	2016	2017	2018	2019	2020	2021
Annual	5	5	10	45	75	75	75	85
Cumulative		10	20	65	140	215	290	375

Source: Project Appraisal Document, 2013

ACRONYMS AND ABBREVIATIONS

ADB	Asian Development Bank
aka	also known as
BDT	Bangladeshi Taka
BFD	Bangladesh Forestry Department
BoQ	Bill of Quantities
BUET	Bangladesh University of Engineering & Technology
BWDB	Bangladesh Water Development Board
C&AG	Controller and Auditor General
C-ESMP	Contractor’s Environmental and Social Management Plan
CCGP	Cabinet Committee for Government Purchase
CCL	Cash Compensation Under Law
CEGIS	Center of Excellence for Geospatial Information Science
CEIP	Coastal Embankment Improvement Project
CERC	Contingent Emergency Response Component
CIF	Climate Investment Fund
COI	Conflict of Interest
CPTU	Central Procurement Technical Unit
CQS	Consultant Qualifications-Based Selection
CUL	Compensation Under Law
DA	Designated Account
DC	Deputy Commissioner
DG	Director General
DLAC	District Land Acquisition Committee
DoE	Department of Environment
DSC	Detailed Design, Construction Supervision & Project Management Support Consultants
DDCS&PMSC	Detailed Design, Construction Supervision & Project Management Support Consultants
DVD	Digital Video Disk
EA	Environmental Assessment
EC	Entitlement Cards
ECC	Environmental Clearance Certificate (of DoE)
EHS	Environmental Health and Safety
EIA	Environment Impact Assessment
EP	Entitled Persons
EMF	Environment Management Framework
EMP	Environmental Management Plan
EoI	Expression of Interest
FAPAD	Foreign Aided Project Audit Directorate
F&C	Fraud and Corruption
FGD	Focus Group Discussion
FIDIC	Federation Internationale des Ingenieurs Conseils (French); International Federation of Consulting Engineers
FM	Financial Management
FMS	Financial Management Specialist

FO	Field Office
FY	Fiscal Year
GAAP	Governance and Accountability Action Plan
GBM	Ganges, the Brahmaputra or Jamuna, and the Meghna
GCC	General Conditions of Contract
GCM	Global Climate Model
GIS	Geographic Information System
GoB	Government of People's Republic of Bangladesh
GPS	Global Positioning System
GRC	Grievance Redress Committee
GRM	Grievance Redress Mechanism
ha	hectare
HOPE	Head of the Procuring Entity
HQ	Headquarters
IC	Individual Consultant
ICB	International Competitive Bidding
ICBPQ	International Competitive Bidding with pre-qualification
ICT	Information and Communications Technology
ID	Identification
IDA	International Development Association (World Bank Group)
IFB	Invitation for Bid
IMED	Implementation Monitoring and Evaluation Division (Ministry of Planning)
IOL	Inventory of Losses
IPCC	Intergovernmental Panel on Climate Change
IPDP	Indigenous Peoples Development Plan
IPM	Integrated Pest Management
IPOE	Independent Panel of Expert
IRM	Immediate Response Mechanism
ISM	Implementation Support Mission
IUFR	Interim Unaudited Financial Report
IWM	Institute of Water Modeling
JVS	Joint Verification Survey
km	kilometer
KMC	Knowledge Management Consultants, Ltd. (RAP Team of DDCC&PMSC)
LAP	Land Acquisition Plan
LCS	Labor Contracting Societies
LG	Local Government
LGED	Local Government Engineering Department
MDSP	Multipurpose Disaster Shelter Project
MEAG	M&E Advisory Group
MIS	Management Information System
MoL	Ministry of Lands
MoWR	Ministry of Water Resources
M&E	Monitoring & Evaluation
NCB	National Competitive Bidding

NGO	Non-Government Organization
NID	National ID
NOL	No Objection Letter
NCR	Non-Compliance Register/Record
O&M	Operation and Maintenance
OP	Operation Policy
OTM	Other Method
PAH	Project Affected Household
PAP	Project Affected Person
PAVC	Property Asset Valuation Committee
PC	Polder Committee
PCM	Public Consultation Meeting
PD	Project Director
PDO	Project Development Objectives
PMU	Project Management Unit
PMIS	Project Management Information System
PPCR	Pilot Program for Climate Resilience
PPE	Personal Protective Equipment
PRAC	Physical Relocation Assistance Committee
PRMP	Procurement Risk Mitigation Plan
PSC	Project Steering Committee
PY	Project Year
Q	Quarter
QBS	Quality Based Selection
QPR	Quarterly Progress Report
RAP	Resettlement Action Plan
RE	Resident Engineer
REOI	Request for Expression of Interest
RFP	Request for Proposal
ROW	Right-of-Way
RTI	Right to Information
SAP	Social Action Plan
SDR	Special Drawing Rights
SECU	Social, Environment and Communication Unit
SLR	Sea-Level Rise
SMRPF	Social Management and Resettlement Policy Framework
TA	Technical Assistance
ToR	Terms of Reference
UNDB	United Nations Development Business
USD	United States Dollar
WB	World Bank
WMO	Water Management Organization
WMIP	Water Management Improvement Project
XEN	Executive Engineer

Quarterly Progress Report No. 9 October-December 2017

Table of Contents

BASIC DATA	i
ACRONYMS AND ABBREVIATIONS	ii
EXECUTIVE SUMMARY	ix
1. PROJECT BACKGROUND.....	1
2. PROJECT INPUTS	4
2.1 Finance and Disbursements.....	4
2.2 Project Inputs – Personnel and Equipment	7
2.2.1 Project Organization Chart.....	7
2.2.2 Project Management Unit (PMU)	7
2.2.3 Detailed Design, Construction Supervision and Project Management Support Consultant (DDCS&PMSC).....	8
2.2.4 NGO Consultancy Service to Implement: (a) Social Afforestation and (b) Social Action Plan including setting up WMOs.....	9
2.2.5 Consultancy Service for Long Term Monitoring, Research and Analysis of Bangladesh Coastal Zone	9
2.2.6 Works Contractors	10
2.2.7 Third Party M&E Consultants.....	14
2.3 Procurement	14
3. STATUS OF PROJECT OUTPUTS BY COMPONENT	18
3.1 Outputs of Component A: Rehabilitation and Improvement of Polders	18
3.1.1 Outputs of A1: Rehabilitation and Improvement of Polders –Package 01	18
3.1.2 Outputs of A1: Rehabilitation and Improvement of Polders –Package 02	24
3.1.3 Outputs of A1: Rehabilitation and Improvement of Polders –Package 03	25
3.1.4 Outputs of A2: Social Afforestation and Community Mobilization	26
3.2 Outputs of Component B: Implementation of Social and Environmental Management Frameworks and Plans.....	26
3.2.1 Outputs of B1: Implementation of Social Action Plans.....	26
3.2.2 Outputs of B2: Implementation of Social Management and Resettlement Policy Framework (SMRPF) and Resettlement Action Plans (RAPs)	26
3.2.3 Outputs of B3: Implementation of EMF and EMPs.....	34
3.3 Outputs of Component C: Construction Supervision, Project Monitoring and Evaluation and Coastal Zone Monitoring	38
3.3.1 Outputs of C1: Detailed Design and Construction Supervision of Package 01	38
3.3.2 Outputs of C1: Detailed Design and Construction Supervision of Package 02	38
3.3.3 Outputs of C1: Detailed Design and Construction Supervision of Package 03	40
3.3.4 Outputs of C2: Third Party Monitoring and Evaluation of Project.....	41
3.3.5 Outputs of C3: Long-Term Monitoring, Research and Analysis of Bangladesh Coastal Zone.....	44
3.4 Outputs of Component D: Project Management, Technical Assistance, Training and Strategic Studies	44
3.4.1 Outputs of D1: Project Management Support and Audits.....	44
3.4.2 Outputs of D2: Technical Assistance and Training.....	47
3.4.3 Outputs of D3: Strategic Studies and Future Project Preparation.....	47
3.5 Outputs of Component E: Contingent Emergency Response	47

4.	KEY PERFORMANCE INDICATORS	48
5.	PLANS FOR THE NEXT TWO QUARTERS AND BEYOND	49
5.1	Planned Outputs for Component A: Rehabilitation and Improvement of Polders.....	49
5.1.1	Planned Outputs of A1: Rehabilitation and Improvement of Polders	49
5.1.2	Planned Output of A2: Afforestation	50
5.2	Planned Outputs of Component B: Implementation of Social and Environmental Management Frameworks and Plans	50
5.2.1	Planned Outputs of B1: Implementation of Social Action Plans.....	50
5.2.2	Planned Outputs of B2: Implementation of Social Management and Resettlement Policy Framework (SMRPF) and Resettlement Action Plans (RAPs)	50
5.2.3	Planned Outputs of B3: Implementation of EMF and EMPs.....	56
5.3	Planned Outputs of Component C: Construction Supervision, Project Monitoring and Evaluation and Coastal Zone Monitoring.....	57
5.3.1	Planned Outputs of C1: Detailed Design and Construction Supervision	57
5.3.2	Planned Outputs of C2: Third Party M&E Consultants	57
5.3.3	Planned Outputs of C3: Long-Term Monitoring, Research and Analysis of Bangladesh Coastal Zone	57
5.4	Planned Outputs of Component D: Project Management, Technical Assistance, Training and Strategic Studies	58
5.4.1	Planned Outputs of D1: Project Management Support and Audits.....	58
5.4.2	Planned Outputs of D2: Technical Assistance and Training.....	58
5.4.3	Planned Outputs of D3: Strategic Studies and Future Project Preparation.....	59
5.5	Planned Outputs of Component E: Contingent Emergency Response	59
6.	CONTRACTUAL, LEGAL AND ADMINISTRATIVE MATTERS	60
6.1	Works Contract W-01.....	60
6.1.1	Performance Bonds and Insurance	60
6.1.2	Invoices and Payments.....	60
6.1.3	Contract Modifications	60
6.2	Works Contract W-02.....	60
6.2.1	Performance Bonds and Insurance	60
6.2.2	Invoices and Payments.....	60
6.2.3	Contract Modifications	60
6.3	Works Contract W-03.....	60
6.4	DDCS&PMS Consultants Contract.....	60
6.4.1	Invoices and Payments.....	60
6.4.2	Contract Modifications	60
6.5	Third Party M&E Consultants Contract	61
6.5.1	Invoices and Payments.....	61
6.5.2	Contract Modifications	61
7.	ISSUES AND RECOMMENDATIONS	62
ANNEXES		A-1
Annex 1 Map of the Project Area.....		A-1
Annex 2: Basic Characteristics of the Project Polders as per PAD		A-2
Annex 3: Overview of PMU Staff		A-3
Annex 4 Project Input: Budget and Disbursements.....		A-5
Annex 5 Project Input Procurement Status and Plans.....		A-7
Annex 6 Governance Accountability and Action Plan.....		A-24
Annex 7 Key Performance Indicators and Targets per PAD/DPP.....		A-30

List of Tables

TABLE 1: REVENUE EXPENDITURES / INPUT COST UP TO 2 ND QUARTER OF FY 2017-18 (AS OF 31-DEC-17).....	4
TABLE 2: CAPITAL EXPENDITURES / OUTPUT COST AS OF 2 ND QUARTER OF FY 2017-18 (AS OF 31-DEC-17).....	5
TABLE 3: REVENUE-TO-CAPITAL EXPENDITURE DISBURSEMENT RATE FOR FY 2017-18.....	5
TABLE 4: WORLD BANK DISBURSEMENTS TO CEIP-1.....	6
TABLE 5: STATUS OF DEPLOYMENT OF MOST CRITICAL STAFF OF DDCS&PMS CONSULTANT.....	8
TABLE 6: DEPLOYMENT OF CONSULTANT’S RAP TEAM FIELD STAFF AS OF 31 DECEMBER 2017.....	9
TABLE 7: MANPOWER MOBILIZED BY PACKAGE 01 CONTRACTOR.....	10
TABLE 8: REQUIRED EQUIPMENT –ESTIMATE OF DDCS&PMSC PACKAGE 01.....	11
TABLE 9: EQUIPMENT DEPLOYED BY PACKAGE 01 CONTRACTOR AS OF 31 DECEMBER 2017.....	11
TABLE 10: MANPOWER MOBILIZED BY PACKAGE 02 CONTRACTOR.....	12
TABLE 11: EQUIPMENT REQUIREMENTS AND STATUS – PACKAGE 02.....	13
TABLE 12: EQUIPMENT DEPLOYED BY PACKAGE 02 CONTRACTOR AS OF 31 DECEMBER 2017.....	13
TABLE 13: M&E CONSULTANTS STAFF UTILIZATION AS OF 31 DECEMBER 2017 (MONTH 26 OF 60).....	14
TABLE 14: PROCUREMENT STATUS – CONSULTING FIRM SERVICES.....	15
TABLE 15: PROCUREMENT STATUS – INDIVIDUAL CONSULTANT SERVICES.....	15
TABLE 16: PROCUREMENT STATUS - WORKS.....	16
TABLE 17: PROCUREMENT STATUS - GOODS.....	17
TABLE 18: STATUS OF SITE OFFICES AND LABORATORIES.....	18
TABLE 19: NUMBER OF MANUAL AND AUTOMATED CC BLOCK MACHINES BY LOCATION.....	19
TABLE 20: PRE-CONSTRUCTION CROSS-SECTION SURVEY WORKS SUMMARY-31 DECEMBER 2017.....	19
TABLE 21: PACKAGE 01 PROGRESS ON EMBANKMENT RE-SECTIONING IN KMS.....	20
TABLE 22: PACKAGE 01 PROGRESS ON EMBANKMENT EARTHWORK IN M ³	20
TABLE 23: SUMMARY OF NUMBER OF HYDRAULIC STRUCTURES IN PROGRESS BY POLDER.....	20
TABLE 24: STATUS OF PACKAGE 01 DRAINAGE AND FLUSHING SLUICES UNDER CONSTRUCTION.....	21
TABLE 25: EXCAVATION/RE-EXCAVATION OF DRAINAGE CHANNELS IN M ³ AND RATIO LENGTH.....	22
TABLE 26: PACKAGE 01 BANK PROTECTION WORKS - PROGRESS COMPARED TO TARGET.....	22
TABLE 27: SLOPE PROTECTION WORKS - PROGRESS COMPARED TO TARGET.....	22
TABLE 28: PACKAGE 01 CC BLOCK PRODUCTION.....	24
TABLE 29: NUMBER OF TITLED AND NON-TITLED ENTITIES (EXCLUDING TENANTS AND WAGE LABORERS) IN PACKAGE 01 POLDERS.....	26
TABLE 30: BREAKDOWN OF NON-TITLED EPs BY POLDER AND CATEGORY IN PACKAGE 01.....	26
TABLE 31: STATUS OF RELOCATION OF COMPENSATED EPs.....	26
TABLE 32: SUMMARY PROGRESS OF LAP AND RAP IMPLEMENTATION – PACKAGE 01.....	27
TABLE 33: LAND REQUIREMENT FOR PACKAGE-01.....	28
TABLE 34: STATUS OF LAND ACQUISITION – PACKAGE 01.....	28
TABLE 35: FOCUS GROUP FORMATION AND NUMBER OF MEETINGS-PACKAGE 01.....	29
TABLE 36: STATUS OF LAND ACQUISITION – PACKAGE 02.....	31
TABLE 37: NUMBER OF EP HOUSEHOLDS – PACKAGE 02.....	32
TABLE 38: FOCUS GROUP FORMATION AND MEETINGS-PACKAGE 02.....	32
TABLE 39: PROJECT-AFFECTED RAKHINE PEOPLE.....	33
TABLE 40: SUMMARY PROGRESS OF LAP AND RAP IMPLEMENTATION – PACKAGE 02.....	33
TABLE 41: STATUS OF ID PREPARATION FOR EPs OF PACKAGE 02.....	33
TABLE 42: STATUS OF EIA PREPARATION.....	35
TABLE 43: NUMBER OF PACKAGE 01 PARTICIPANTS RECEIVING ENVIRONMENTAL TRAINING DURING 2017.....	36
TABLE 44: AFFORESTATION TARGETS.....	38
TABLE 45: STATUS OF DESIGN FOR PACKAGE 02.....	39
TABLE 46: STATUS OF DESIGN FOR PACKAGE 03.....	40
TABLE 47: M&E ACHIEVEMENT VERSUS PLAN.....	41

TABLE 48: STATUS OF PMU INSTITUTIONAL SETUP.....	44
TABLE 49: STATUS OF FINANCIAL MANAGEMENT ARRANGEMENTS	45
TABLE 50: SUMMARY STATUS OF KEY PERFORMANCE INDICATORS PER PAD/DPP.....	48

List of Figures

FIGURE 1: ACTUAL AND PROJECTED DISBURSEMENTS BY PROJECT COMPARED TO PLAN	6
FIGURE 2: CEIP-1 PROJECT ORGANIZATION CHART PER PAD	7
FIGURE 3: COMPARISON OF EQUIPMENT AVAILABLE AND REQUIRED – PACKAGE 01	12
FIGURE 4: COMPARISON OF EQUIPMENT AVAILABLE AND REQUIRED – PACKAGE 02	13
FIGURE 5: CUMULATIVE GRIEVANCES – PACKAGE 01.....	30
FIGURE 6: M&E CONSULTANTS PARTIAL WORK PLAN – COVERING NOV 2015-DEC 2018.....	43
FIGURE 7: PLAN OF ACTION FOR RAP/LAP PACKAGE- 1 (CEIP-1), 2017-2018	52
FIGURE 8: PLAN OF ACTION FOR RAP/LAP PACKAGE- 2 (CEIP-1), 2017-2018	54
FIGURE 9: PLAN OF ACTION FOR RAP/LAP PACKAGE- 3 (CEIP-1), 2017-2018	55

Quarterly Progress Report No. 9 October-December 2017

EXECUTIVE SUMMARY

Introduction

This Quarterly Progress Report (QPR) presents the status of project inputs and outputs and provides information on the activities, processes, accomplishments, constraints, issues and recommendations for the October-December 2017 quarter. It covers all consultancies and contracts of the Project and thus is a consolidated progress report.

The QPRs are intended to provide the Project Director, Project Steering Committee (PSC) and World Bank with information on emerging issues as well as a record of the project as it evolved through the last quarter. It is intended to also show the plans for the project overall, and specifically the next two quarters and to report progress against the respective targets. Should delay occur the report aims to alert as to the potential impact which such delay may have on the project schedule overall. The report consolidates the individual reports of several implementing partners under the project. These partners will present their own data. In general such data would be incorporated as it was reported and the PMU and the M&E team may also verify data independently.

Summary of Achievements during the Quarter

Disbursements by the Project

As of December 2017 the Loan had become effective for 52 months. According to the IMED reports prepared by PMU, total disbursement by the project to date is as follows:

- US\$59.87 million, or 15.6% of total project cost

A total of \$44.30 million is projected to be disbursed during the current FY 2017/18 (adjusted downward mid-year from an original \$49.52 million) broken down as \$36.30 m from the IDA credit and \$8.0 m from the PPCR Trust Fund. The pace of expenditure by the project is expected to improve and may catch up with the plan by the end of FY 2019/20 if the additional bank protection works are undertaken. See Figure ES-1.

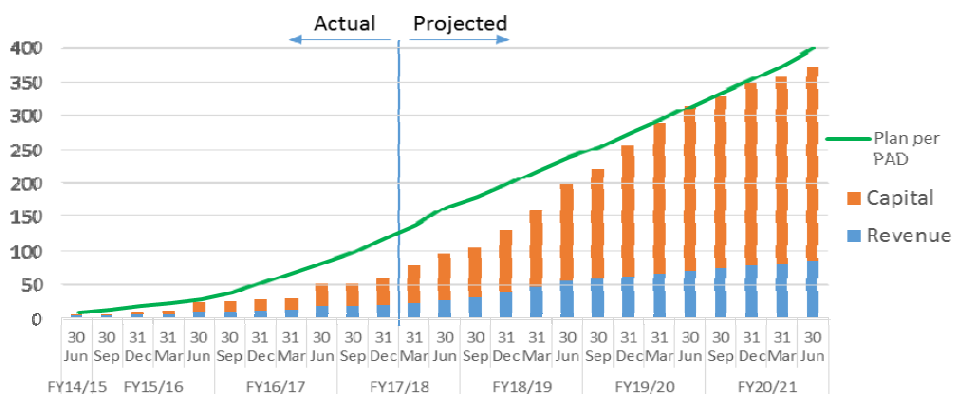


Figure ES- 1: Actual and Projected Disbursements by Project Compared to Plan as of 31 December 2017 (USD million)

Annex 4 provides further details on the status on Finance and Disbursements by the Project.

Disbursements from the World Bank to the Project

A sum of \$3.0 million was disbursed by the World Bank during the quarter – from the PPCR Grant fund. Cumulative figures of disbursements from the World Bank (and PPCR) to the BWDB appear below, converted from BDT to USD at a rate of 79 BDT per USD. They stand at 14.6% of the total amount up from 13.8% on 30 June 2017 and 6.5% one year earlier.

Disbursements are expected to pick up considerably in the next two quarters with the commencement of physical works of the Contractor for Works Package 02 and the work on Package 01 which does seem to be ramping up.

ES Table 1: World Bank Disbursement to CEIP-1

Cumulative as of Given Date	IDA Credit (USD million)	PPCR Grant (USD million)	Total (USD million)	As % of Total Project Cost
31 Dec 2017	52.571	20.000	72.571	18.1%
30 Sept 2017	38.481	20.000	58.481	14.6%
30 June 2017	38.481	16.876	55.357	13.8%
30 June 2016	17.215	8.608	25.823	6.5%

The disbursement target for 2015/16 year was not met and consequently the implementation performance was downgraded during the mid-term review in January 2017 from *Satisfactory* to *Moderately Satisfactory*. During the past year, the signing of the contract for Works Package 02 was delayed during discussion with the World Bank on how to deal contractually with the anticipated shortfall in budget for land acquisition which put a further drag on the pace of disbursements.

Institutional Arrangements

The PMU is staffed with qualified and dedicated professionals, and most key positions have been filled or are in advanced stage of procurement. Of 17 individual consultants, 13 are in place (one of these hired during the quarter), one consultant (Communications Officer) will be in place in the upcoming quarter and CVs for three IPOEs are still being solicited.

Procurement

Key procurement activities undertaken during the quarter include:

- DCs have given NGO nominations for all five of the packages, but in the case of Patuakhali District only one nomination was provided so additional NGO nominations are awaited in that district. Thus NGO qualifications are under evaluation for four of the five packages. The recruitment of the NGOs tasked with the formation and strengthening of Water Management Organizations and Social Afforestation is being given priority now, not only because it is the policy of the GoB that WMOs should be in place before physical works begin, but because this makes good programmatic sense.
- Negotiation continued for the Consultancy for Long-Term Monitoring, Research and Analysis of Bangladesh Coastal Zone Evaluation after commencing on 17 April 2016. In addition to budget concerns, some tax issues arose and have now been resolved. Final discussions were underway during the quarter and subsequently, on 29 January 2018, negotiations concluded with the signing of a draft contract which was forwarded to the World Bank that day.
- The contract was signed with the selected PMU Communications Officer on 28 March 2017, but he withdrew almost immediately citing personal reasons. Re-solicitation of CVs took place and candidate evaluation completed as of 30 September 2017. World Bank gave NOL on 19 October. PMU negotiated with the first-ranked candidate and signed a draft contract,

but he also withdrew. After obtaining WB NOL, PMU is now negotiating with the second-ranked candidate.

- Only 1-2 CVs were received by 14 September 2017 for each of the three vacant IPOE positions. The Proposal Evaluation Committee (PEC) recommended a re-solicitation and World Bank concurred. The new deadline for fresh REOIs was 15 January 2018 and CVs are currently under evaluation.

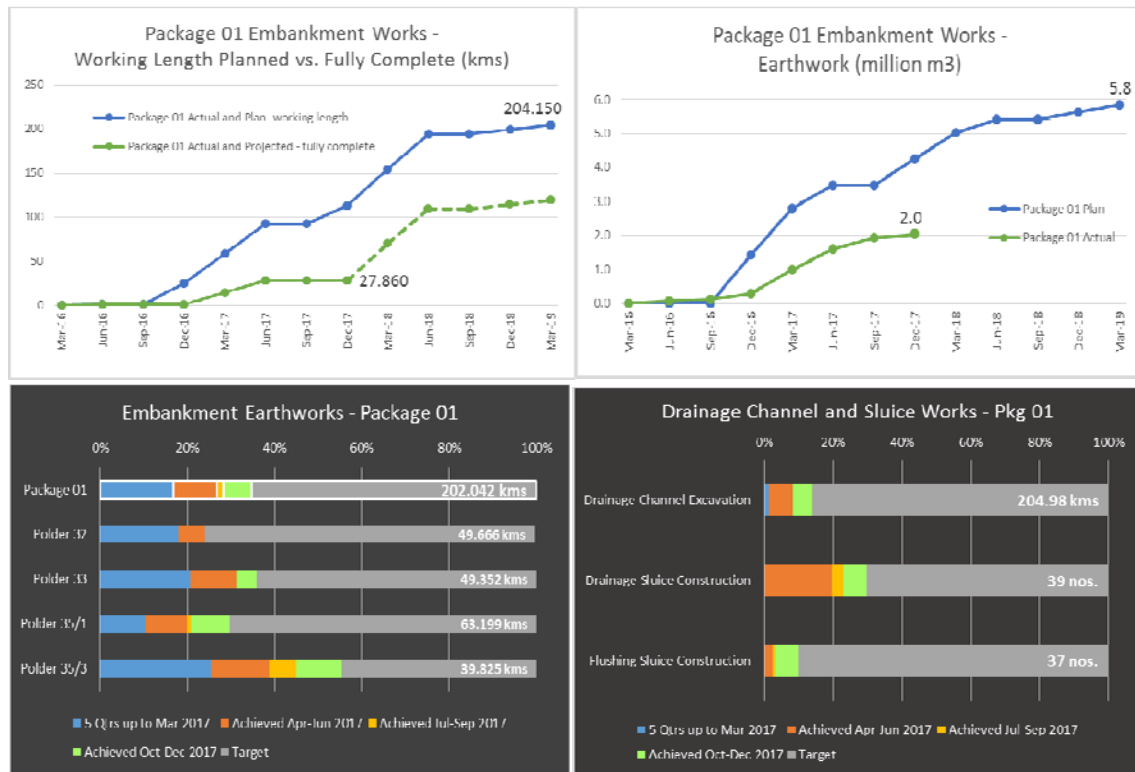
Works – Contract 01

Contractor: CHWE (China)
 Contract Signature Date: 01 November 2015
 Notice to Commence: 26 January 2016
 Contract Duration: 36-months to 25 January 2019

Mobilization and physical progress has been slow, yet it is slowly improving. As of December 2017, 23 months of this 36-month contract period has elapsed, or 63.9% of the time. Works overall stand at 26.8% by the Consultant’s calculation and 27.7% complete by the Contractor’s own reckoning. The Contractor has eventually (with some delay) mobilized a bit more than the quantum of equipment estimated to be required at the commencement of the contract, but improved planning and management is needed along with some more equipment in order to catch up. The Contractor continues to state they can still manage to achieve the FY 2017/2018 work program they committed to in the meeting of 12 November 2017 with the Ministry of Water Resources and the World Bank, meaning that they would reach progress of about 65% by the end of June 2018.

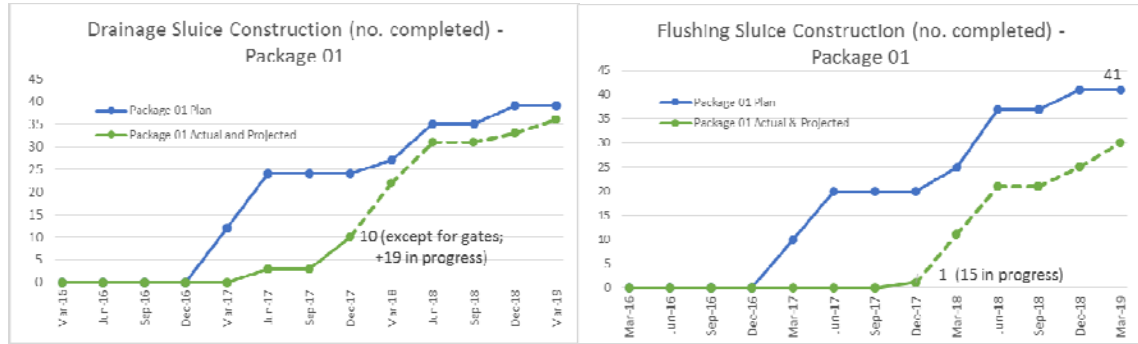
The Package 01 Contractor has submitted a proposal for extension of time and increase of cost, which has not been entertained by the supervision consultant (The Engineer, under FIDIC).

Physical progress as of December 2017 is shown below comparing to the status of previous quarters. Embankment works stand at 29% complete in terms of cubic meters of earthwork. This covers a working length of 87.225 kms of which 27.860 kms are fully completed.

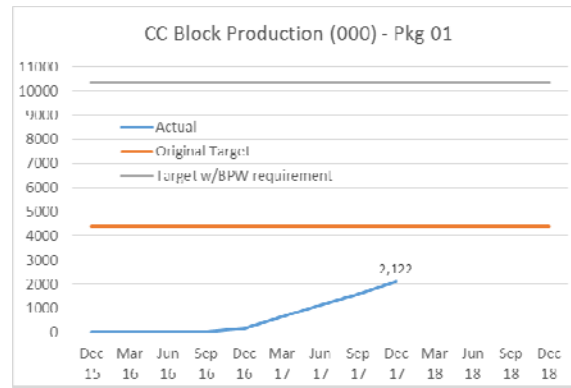


The contractor is working on 29 drainage sluices with 10 essentially complete (excluding gates and CC blocks) and working on 16 flushing sluices with 1 essentially complete. The total number of hydraulic structures (flushing and drainage sluices) to be constructed is 76.

Bank protection works stood at 0.707 kms out of 7.700 kms to be done (up from 0.400 in the previous quarter) while slope protection works stood at 0.149 kms out of 21.980 (up from 0.110 kms in the previous quarter).



CC block production stands at 2.122 million as of 31 December 2017, up from 1.586 million as of 30 September 2017 and 1.140 million as of 30 June 2017. This is 20.5 percent of the more the more than 10.3 million that must be produced or a production achievement of 5.1% of total requirement this quarter compared to 4.3% in the prior quarter. If the production continues at the rate of the most recent quarter, an additional 35 months will be required to reach the required quantity of blocks (February 2021). If, on the other hand, the production efficiency increases from the current 33-37% level up to 90%, then the required quantity can be produced by March 2019. This is still past the contract period.



Emergency works were undertaken at various individual locations in response to observed weaknesses in polder embankments that were vulnerable to erosion and potential breach during the 2016 and 2017 monsoon seasons.

To date, the DDCS&PMS Consultant had authorized emergency works as follows:

- 1st batch starting January 2016 25 locations
- 2nd batch Cyclone Roanu, May 2016 19 locations
- 3rd batch 2017 monsoon 61 locations
- 4th batch post-2017 monsoon 12 locations

New vulnerable sites are continually under assessment by a tripartite team comprising XEN, Engineer and Contractor. The Package 01 contractor worked on 24 emergency sites during the quarter, of which 19 were completed.

The total allocation for emergency works under the environmental mitigation provisional sum BoQ item is BDT 40 million, but day works are also being used to perform some of these works. This budget is meant to cover the three year construction period and while the need for emergency works will decline as the permanent works advance, additional funds may be required.



Works – Contract 02

Contractor:	CICO (China)
Contract Signature Date:	08 March 2017
Notice to Commence:	12 July 2017
Contract Duration:	42 months to 11 January 2021

Contractor continued the process of mobilizing; required staff have been deployed and a substantial percentage of required equipment is now in place. Pre-construction survey works and campsite and CC block manufacturing site construction are underway and progressing well. Emergency works were undertaken in two locations. Drainage sluice work is underway at one site in Polder 39/2C.

As the Package 02 Contractor is still in mobilization phase, physical progress as of 31 December 2017 is estimated at 0.04%. The Contractor believes they can achieve about 20% progress by 30 June 2018 as per the Work Program presented at the MoWR meeting of 12 November 2017.

Design and Supervision

The Consultants for a) Detailed Engineering Design and Construction Supervision for remaining Polders, b) Project Management Support, c) Preparation of EIA of remaining Polders and d) RAP (hereafter DDCS&PMSC) have been in place since January 2015 and have been carrying on their work diligently. The DDCS&PMSC is comprised of Royal HaskoningDHV in association with DevCon/KMC/CEGIS, DPM, IWM and DHI.

All detailed designs have been completed for package 01 works in earlier quarters, based on modeling that determined the design parameters as well as geotechnical surveys and investigations. Revisions are being made as needed based on field conditions. The Consultants also oversaw the survey and design work undertaken by the Works Contractor for Package 01.

The detailed working designs of Package 02 polders advanced during the quarter as follows, with the final sluice gate design approved. All embankment, drainage channel, drainage sluice, flushing sluice, riverbank protection and slope protection designs have been completed by the DDCS&PMS Consultants and approved by BWDB Design Circle. Design work remains only for the flood wall.

Sl	Item	Project Target	30 Sep 17		31 Dec 17	
			Designed	Approved	Designed	Approved
1	Embankment (kms)	208.71	208.71	208.71	208.71	208.71
2	Drainage Channel (kms)	188.0	188.0	188.0	188.0	188.0
3	Drainage Sluice (no.)	50	50	50	50	50
4	Flushing Sluice (no.)	70	70	69	70	70
5	Riverbank Protection (kms)	5.395	5.395	5.395	5.395	5.395
6	Embankment Slope (kms)	9.387	9.387	9.387	9.387	9.387
7	Flood Wall (kms)	17.40	8.30	0	8.30	0
8	Closure (no.)	8	8	0	8	0

The design of package 03 polders commenced during the July-September 2016 quarter and stands at about 25% complete as of 31 December 2017, unchanged in the last quarter.

Sl	Item	Project Target	30 Sep 17		31 Dec 17	
			Designed	Approved	Designed	Approved
1	Embankment (kms)	210.25	210.25	0	210.25	0
2	Drainage Channel (kms)	167.37	0	0	0	0
3	Drainage Sluice (no.)	52	27	0	27	0
4	Flushing Sluice (no.)	36	0	0	0	0
5	Riverbank Protection (kms)	1.65	0	0	0	0
6	Embankment Slope (kms)	15.30	0	0	0	0

Environment

Supplemental EIAs for Additional River Bank Protection Works

These supplemental EIAs were submitted in May 2017 and comments received from the World Bank in the prior quarter are still under review by the DDSC&PMS Consultants.

Package 01

The Contractor for Package 01 has prepared their Environmental Action Plan with the close guidance of DDSC&PMS and World Bank. The revised EAP has been approved by the WB in an earlier quarter and it is useful for action planning and site-specific monitoring. In the current quarter, the Contractor has submitted updated EAPs as they are considered living documents. The Contractor is also submitting completed environmental checklists to DDSC&PMS twice monthly. A total of 2,701 participants (staff and workers, allowing for multiple counting of individuals trained more than once) have received environment, health and safety training by the Package 01 Contractor.

Package 02

The Contractor for Package 02 has prepared their Environmental and Social Management Plans which have been approved provisionally by the DDSC&PMS in mid-2017. In the current quarter, these have been updated with greater specifics since the campsites and manufacturing sites have been identified and layout plans developed. They are under review by the DDSC&PMS Consultants.

Package 03

EIAs for the seven Package 03 polders are in the process of being finalized by the DDSC&PMS based on the comments received on the model EIA developed polder (34/3). In the current quarter, EIAs for Polder 16 and 17/1 have been submitted to PMU and forwarded to IPOE and M&E Consultants for review. The model is to take into account environmental enhancement measures, reporting on consultations, and other aspects as agreed with the WB and IPOE.

RAP/LAP Preparation and Implementation

Status and key accomplishments during the quarter are:

Package 01

- Remittance of an additional BDT 373 million to DCs for compensation for titled landholders in Package 01 area, bringing the cumulative total to BDT 854 million.
- The first titled landholders were compensated for their land during the quarter, numbering 43 EPs, for a total payment of BDT 69,125,364.
- To date, 134 grievances have been raised with 20 resolved on the spot, 94 resolved by GRC and 20 grievances pending.
- Notice was issued under section 7 for three of four polders of Package 01 – Polder 32, 33 and 35/3. BWDB has been granted possession of titled land in these three polders, with the exception of 5.87 hectares of land expected to be made available by January 2018.
- Notice u/s 6 issued for Polder 35/1 on 15 October 2017.
- 82.4% of the non-titled EPs have been compensated and 80% of these have vacated the right-of-way (ROW) as of 31 December 2017. This means that 66% of non-titled EPs have vacated the ROW.
- Amount of compensation paid to non-titled EPs so far is BDT 553,455,574, up from BDT 442,342,197 and the number of EPs compensated is 3748 up from 2872 out of 4548 total.

Package 02

- LAP for Polder 39/2C approved by MOL and Joint Verification Survey in Pirojpur portion of 39/2C completed during the quarter. In earlier quarters, DLAC approved LAPs and notice u/s-

3 issued for 6 of 7 polders (except 43/2C). For Polder 43/2C, feasibility assessment is in process.

- PAVC formed for Polder 39/2C during the quarter. Now, all PAVC have been formed, have met and have finalized rates for structures.

Monitoring and Evaluation

Key accomplishments October-December 2017 include:

- Participated in the World Bank mission in November 2017.
- Prepared the 8th Quarterly Progress Report.
- Field visits for monitoring of implementation, safeguards compliance and consultation with PAPs.
- Participated and prepared briefing material for project progress review meetings.
- Advanced the development of the web-based PMIS.

Administration

In the prior quarter, a draft DPP proposal was submitted to the World Bank through ERD focusing on the re-allocation of Package 03 budget to cover additional Bank Protection Works and Land Acquisition fund shortfall. This proposal was being revised during the quarter.

Issues and Recommendations

New Issues

While the progress of works is the most critical issue since the Package 01 works will clearly not be completed on time, this has been raised in a prior quarter. One issue that has been noted in the past is becoming critical and is therefore noted as a red flag issue this quarter. It is gradually eroding effectiveness of key committees and presents a high risk to the project.

Issue QPR9-1: Functionality of PAVCs, PRACs and GRCs is At Risk

Simply due to the lack of honoraria or allowance, committees that are critical to the Project are not fully functional and are at risk of losing the interest of participants. Participation in these committees represents additional duty and requires extra effort and expense for travel, which is not compensated.

Recommendation: Since the World Bank will not cover additional payments to government employees and since it is the practice of GoB to pay honorarium for such service, it is recommended that the GoB consider including its own funds for such purpose in the revised DPP.

Red Flag Issues Unresolved from Prior Quarters

All of the “red flag” issues – new and old – are both urgent and important and they must be pursued in parallel.

The most urgent of these from prior quarters are:

- The issue of key staff replacement and effective coverage of the DDCS&PMS Consultant’s contractual responsibilities. There is a gap in this respect.
- The River Bank Protection Works are also important as the project’s objectives would be defeated in those polders where such works are required. Funding must be allocated and the engineering design should be subjected to value engineering analysis.

- The resettlement and land acquisition processes are also particularly worrisome, given the length of time it is taking on Package 01 so far. While the first RAP was prepared in 2015, it took almost one year to make the first payment to non-titled EPs and payments to the actual landowners has only started in the current quarter even though PMU has deposited funds with the DCs over 18 months earlier. Currently, it is projected that payments to the last of the non-titled EPs in Package 01 will likely be completed around March 2018 and then the EPs are given 30 days to move. Possession of land has been transferred to BWDB for all 4 Package 01 polders, but the title-holders must be compensated, or donate their land, before it can be used.
- Budget for land acquisition and additional bank protection works must be allocated as quickly as possible. A decision must be made on whether to continue to include Package 03 in CEIP-1 and a revised DPP needs to be prepared and vetted in principle with the World Bank so that the project can proceed. The funding constraints are quickly becoming binding.

The issues bulleted below represent the full list of most critical among the issues remaining unresolved. The numbering scheme relates to the quarterly report in which the issue was first raised, followed by the serial number of the issue in that report.

- **R** Issue QPR8-1: Package 01 Work Program is not credible without the underpinning detail. As recommended, the DDCS&PMS Consultant has assisted the Package 01 contractor to build up their work plan from detailed plans and is now reported to be using these plans to monitor progress and address delays on a weekly basis. This will be checked in the field, however, the revised overall Package 01 detailed Work Program has still not been approved due to its time and cost issues.
- **R** Issue QPR7-1: Absence of Supervision Consultant's Top Three Key Staff - Team Leader and Resident Engineers for Package 01 and 02. While the Team Leader issue has been solved temporarily with an interim appointment until March 2018, the two REs for Packages 01 and 02 are still not in place while the construction season is now in full swing. Candidates for TL and the two REs were submitted in November 2017; TL replacement candidate was not found acceptable while the two REs were accepted, though this has not been formally advised as it was still in process as of 31 December 2017. The matter of TL replacement is now extremely urgent since no additional candidate has been submitted so none is currently under review.
- **R** Issue QPR6-1: River Bank Protection Works Need Urgent Attention and Additional Resources. Some of these works are already foreseen and budgeted in Works Package 01, but additional BPW with estimated cost of about \$80m are reported to be needed in the four polders as well. An economic analysis should be undertaken to examine best options, source of funds to be arranged and procurement to proceed on an urgent basis. The World Bank deployed an engineer to view the physical location of the sites requiring protection in November 2017 and has stated that a review of options and economic analysis is to be done.
- **R** Issue QPR6-2: Engineer Needs to Deploy Additional Site Staff now that the Package 02 Contractor is mobilizing. - The DDCS&PMS Consultants have submitted a request for budget re-allocation for this purpose to the PMU and the way forward must be agreed quickly so there is adequate supervision in place. This is still pending with BWDB.

- **R** Issue QPR5-1: Specifications Need Heightened Attention - In Particular Specifications 9.1 to 9.5 Dewatering of Subsurface and Surface Water. Some improvement is now noted and Engineer must monitor closely.
- **R** Issue QPR4-1: Land Acquisition Cost Has Increased Dramatically. World Bank and GoB to consider and formally agree on the budget re-appropriation and financing to meet the increased land acquisition costs. World Bank has stated during the January 2017 MTR that it could consider increasing the financing for LA Costs when disbursements increase substantially. BWDB has prepared a draft revised DPP proposal which allocates GoB financing for land acquisition.
- **R** Issue QPR4-4: Livelihood Restoration Program Needs Attention. No training needs assessment has been done and no training delivered to date.
- **R** Issue QPR3-2: Equipment Mobilized on Contract W-01 is Inadequate. The equipment numbers have now reached or surpassed the Engineer's recommendation, but given the need for the Contractor to catch up (only at about 28% of works are completed while 23 of 36 months has elapsed) still more equipment was determined to be needed. The current 2017/2018 construction season works pace will be watched carefully.
- **R** Issue QPR2-2: DPP (GoB Authorizing Document) and Loan Agreement Amount Requires Amendment to Accommodate Cost Increases in estimated cost of works, land acquisition and consulting services (and change in the USD/SDR Exchange Rate). This process takes as long as one year. In September 2017, the BWDB submitted a draft proposal for DPP revision to the World Bank through ERD focused on the additional riverbank protection works and the funding for land acquisition. Any DPP revision will have to include all cost adjustments needed. The draft DPP proposal is currently under revision by BWDB.
- **R** Issue QPR2-10: Capacity Building and Independent Advice Needed for PMU/BWDB in FIDIC and Contract/Claims Management. While these competencies are not expected of the PMU since the Engineer has been hired for this purpose, such training and advice would benefit the Project and the BWDB. The World Bank has provided a useful one-day orientation, but much more is needed.
- **R** Issue QPR1-4: LAP and RAP and the compensation payments must be expedited so that work sites can be handed over to the Contractor. As of 31 December 2017, compensation to non-titled EPs stands at 83% of expected EPs for Package 01 and 80% of this number have vacated their premises (66% of all non-titled EPs), but these are scattered along the embankment. Only 130 titled land-holders out of a total of 1098 in Package 01 have been compensated. The result is that the Contractor for Package W-01 may become constrained as increasingly small, scattered, non-contiguous stretches of embankment are encumbrance free.
- **R** Issue QPR1-5: Recruitment of NGOs and Consultants: According to the policy of the GoB, work on WMO formation should begin prior to commencement of civil works so that users are consulted during implementation of the project and to ensure ownership and commitment to effective O&M. Procurement Evaluation Committee (PEC) has decided to solicit fresh EOIs in its meeting of 28 March 2017 due to the addition of an IPM component at the suggestion of the WB and the length of time since the original call for EOIs (November

2014). Currently, lists of NGOs have been provided by DCs for 4 of the 5 packages and the NGO qualifications are under review.

Status of All Issues Raised in Prior Quarters

All the issues from the prior Quarterly Progress Reports – whether red flag issues or otherwise – are summarized in the chapter on Issues along with the current status of implementation of recommendations.

Summary of Plans for the Next Two Quarters

Finance and Administration:

- Additional disbursement will be requested from the World Bank.
- Revised DPP will be further discussed with a view to reprogramming and increasing funding level to address priority and global requirements of CEIP-1.
- Budget-neutral reallocation expected to be finalized for DDCC&PMS Consultants and M&E Consultants.

Procurement:

- For Package 03, the design, RAP/LAP and tender document preparation will be completed.
- For the Long-Term Monitoring, Research and Analysis of Bangladesh Coastal Zone Consultancy, the Procurement Panel is to complete the negotiation (actually done on 29 January 2018) and it is hoped that PMU will be able to sign the contract with the first-ranked firm in early 2018.
- For the Social Afforestation, Social Action Plan and WMO formation services, PMU has solicited names of qualified NGOs from the DCs in the project area and is in the process of evaluating the capabilities of the nominated NGOs for four of the five packages. Only one remains – Patuakhali – for which additional nominees are awaited (only one nominee provided thus far by the concerned DC). The top-ranked NGO will be invited to submit a proposal under Consultant Qualifications Selection mode of procurement.
- PMU will complete recruitment of the PMU Communications Officer and the three remaining IPoE experts.
- TOR for the Consultancy Services for the Feasibility Studies and Preparation of Design for the next phases of CEIP will be developed.

Design:

Package 03 detailed design stands at 25% complete; work on the designs is expected to be completed during the next two quarters.

Works:**Package 01**

Sl	Activity	Contract Quantity	Done through June 2017		Done from July –Dec 2017		Total Program for July 2017-June 2018	
			Full	Part	Full	Part	Full	Part
1	Embankment	200.85 kms	27.86	54.30	0	5.07	102.00	54.30
2	Drainage Channel excavation	167.21 kms	10.95	0			156.26	0
3	Drainage Sluice construction	39 nos.	0	11		3	21	11
4	Drainage Sluice repair	2 nos.	0	0			2	0
5	Flushing Sluice construction	37 nos.	0	2		4	16	2
6	Flushing Sluice repair	30 nos.	0	2			25	2
7	Slope protection	21.98 kms	0.20	0		0.37	15.00	0
8	River Bank protection	7.70 kms	0	0.40		0.36	4.00	0.40
9	Closure	1 no.	0	0			0	1

Package 02

The start of works is expected from January 2018.

Sl	Activity	Contract Quantity	Done through June 2017		Done from July-Dec 2017		Total Program for July 2017-June 2018	
			Full	Part	Full	Part	Full	Part
1	Embankment	209 kms	Nil as mobilizing	Nil as mobilizing	Nil	Nil	0	58
2	Drainage Channel excavation	188 kms					20	0
3	Drainage Sluice construction	50 nos.					0	20
4	Drainage Sluice repair	6 nos.					0	0
5	Flushing Sluice construction	73 nos.					0	18
6	Flushing Sluice repair	8 nos.					0	0
7	Slope protection	9.5 kms					2	0
8	River Bank protection	5.40 kms					0	5.40
9	Closure	1 no.					0	0
10	Road Pavement on embankment and road crossing embankment	51 kms					0	0
11	RCC Flood Wall construction	17 kms					0	0

Construction Supervision:

The DDSC&PMSC will continue their focus on detailed planning with the Contractors to enable better monitoring to take place and more timely action on Contractor's part as delays will become apparent earlier. The S curves for Packages 01 and 02 appear at the end of the Executive Summary.

RAP/LAP:

The plans for RAP and LAP of Package 01 covering the next two quarters include:

- Issue notice under Section 7 for Polder 35/1 (final polder of Package 01) and issue notice under Section 3 for balance of Polder 33 (5.87 ha).
- Completing the payment of compensation for all non-titled EPs by March 2018.
- Pro-actively facilitating the payment of compensation for land by DCs to an increased number of titled EPs (only 43 paid as of 31 December 2017).
- Program for development of strategy and action plan for settlement of pending land legacy issues with timetable.
- Program for development of database of land ownership and land taking under existing embankments with timetable.
- Ensure PRAC is functional and pro-actively supporting PAPs that will be displaced.

The plans for RAP and LAP of Package 02 covering the next two quarters include:

- For Polder 43/2C (final polder), obtain Package MOL and PMO approval for LAP and issue notice under section 3 for all polders (except 39/2C which is already done).
- Issue notice under sections 6 and 7 for all Package 02 polders.
- Starting the payment of compensation for Package 02 EPs – both titled and non-titled.
- Ensure PAVC and GRC members are trained and convening for all polders of Package 02
- Ensure PRAC is functional and pro-actively supporting PAPs that will be displaced.

The plans for RAP and LAP of Package 03 covering the next two quarters include:

- Maps will be collected, plot schedule prepared and preparation of LAPs will commence.

Environmental Safeguards:

EIAs for the seven polders of Package 03 will be completed using an updated model outline. The Bi-Annual Environmental Monitoring Reports of January 2018 and July 2018 will be prepared, EAPs and C-ESMPs followed and monitored and environmental management and monitoring training continued for the Package 01 and Package 02 contractors staff. Environmental Audit #2 covering January-December 2017 will be conducted by the M&E Consultants in January 2018 and finding report submitted by February 2018.

Monitoring and Evaluation:

The M&E Consultants are to prepare the 10th and 11th Quarterly Progress Reports, undertake the second round Baseline Survey given the start-up of Package 02, prepare the Baseline Survey Report, conduct a Baseline Survey Results Workshop, improve on the beta version web-based PMIS, participate in preparing the Bi-Annual Environmental Monitoring Report, undertake the second Annual Environmental Audit, monitor the performance of CEIP-1 and provide M&E training. They will also participate in any ISR missions of the World Bank.

1. PROJECT BACKGROUND

After the implementation of CERP-II, Cyclone Sidr struck in 2007 and then Cyclone Aila in 2009, causing extensive damage and losses including loss of life. The Government of Bangladesh obtained a Credit of US\$ 375 million from the International Development Association (IDA) and a Grant of US\$ 25 million the Climate Investment Fund (CIF) to finance the cost of the Coastal Embankment Improvement Project-Phase I (CEIP-I).

The objective of the investment is to support the Government of Bangladesh's efforts to protect the population and their productive assets in the polders and strengthen the embankments' long-term durability through embankment heightening, improved drainage, and foreshore afforestation. The project aims at restoration of the agriculture sector within the polder areas and rehabilitation of infrastructure with designs of a climate resilient standard that can guard against both tidal flooding and frequent storm surges.

The project will pilot the mobilization of Water Management Organizations (WMOs) to provide coordination among the competing needs of various users and to ensure sustainability by assigning maintenance responsibility to the WMO.

The project will also provide long term monitoring of the coastal zone, technical assistance, and strategic studies and training to strengthen the role of the polder infrastructure in protection of human lives, physical assets, the environment and agricultural productivity.

Most importantly it will support the initial implementation of the first slice of a fifteen to twenty year program for polder scheme rehabilitation and upgrading. Given Bangladesh's high level of vulnerability to natural disasters and climate change, and the large population residing in the coastal zone, this project is vital to its development. A Map showing the Polders included under the Project is presented on the previous page. The basic characteristics of the polders included under the Project is presented in Annex 1.

	Key PDO Indicator	Target
1	Gross Area Protected	100,800 hectares
2	Direct Project Beneficiaries	760,000 people
3	Cropping Intensity	180%

The QPR covers the entire Project, with all components as presented below:

Component A - Rehabilitation and Improvement of Polders (US\$291 million).

Component A1: Rehabilitation and Improvement of Polders (US\$ 286 million). (US\$ 266 million from IDA Credit; 20 million Grant from PPCR). The reconstruction and rehabilitation works will be designed with improved standards so that protection is for both tidal flooding and frequent storm surges. Investments will include improving O&M systems improvements.

Component A2: Afforestation (US\$5 million). Afforestation is important as it provides protection from tidal flooding and storm surge. This will include:

- Planting selected mangrove and other salt tolerant species are planned on BWDB's on the riverside of the embankment.
- Planting a range of commercial wood, fruit and other shallow rooting social forestry tree species is proposed on the foreshore lower slopes of embankments.

Plantings would commence after resolving land ownership and competing land-use (fish and shrimp ponds, rice paddies, livestock grazing, settlement, etc.) issues and the completion of needed earthworks on the embankments.

Component B-Implementation of Social and Environmental Management Frameworks and Plans (US\$56 million).

Component B1: Implementation of Social Action Plans (US\$3 million). It is envisaged that this component, along with the social afforestation (Component A2) will be implemented through a well-established Non-Government Organization (NGO). Social mobilization is expected to last around two years. This will be piloted in 4-6 polders and follow an eight step process, as identified in the Guidelines for Integrated Planning for Sustainable Water Resources Management, published by BWDB in 2008. The objective is to enable participatory WMOs to become responsible for the operation and minor maintenance works of the polders under a memorandum of understanding with BWDB and enhance efficiency of local water management with their involvement. Should the participatory approach prove to be successful, it would be scaled up under the next phase of investments.

Component B2: Implementation of Social Management and Resettlement Policy Framework (SMRPF) and Resettlement Action Plans (RAPs) (US\$49 million). This component will finance:

- (i) the implementation of the RAP, including land acquisition and the resettlement and rehabilitation of PAPs,¹
- (ii) the development of a system to computerize land acquisition and resettlement data with Global Positioning System (GPS) reference,¹ and
- (iii) an independent institute to undertake surveys and verify field data in order to guard against improper targeting of beneficiaries and/or false delivery of benefits in case of RAP.

Component B3. Implementation of EMF and EMPs (US\$4 million). This component will finance:

- (i) the preparation of EIAs for all remaining polders;
- (ii) the implementation of the Environment Management Plan (EMP) and environmental mitigation and enhancement measures; and
- (iii) the establishment of an environmental monitoring system in BWDB.

Some of the items under EMP will be integrated with the civil works and included in the budget of Component A1.

Component C- Construction Supervision, Monitoring and Evaluation of Project and Coastal Zone Monitoring (US\$32 million)

Component C1: Detailed Design and Construction Supervision (US\$16 million). This component will cover consulting services for

- (i) surveys, designs of remaining polders to be included in the project (other than the 5 for which detailed designs have already been completed), and
- (ii) Construction supervision of rehabilitation and improvement of coastal embankments.

The component will also finance surveys required prior to construction work.

Component C2: Third Party Monitoring and Evaluation of Project (US\$4 million). This component will cover consulting services for continuously monitoring project activities and providing feedback to the government and the implementing agency on the project's performance. This includes supervising the implementation of the Governance and Accountability Action Plan (GAAP), EMP and RAP. This will be provided through third party assessment and monitoring of key aspects of project implementation.

Component C3: Long Term Monitoring, Research and Analysis of Bangladesh Coastal Zone (US\$12 million at appraisal, but \$8.5 million in DPP). (US\$7 million from IDA credit; US\$5 million Grant from PPCR).

The project will support a comprehensive monitoring and morphological assessment of the Bangladesh Delta by financing procurement of goods, services, and incremental operation costs including for advanced technology and equipment, high resolution remote sensing images etc. This work will be carried out by key institutions in Bangladesh in cooperation and twinning arrangements with international institutions and experts concerning specific topics.

Component D - Project Management, Technical Assistance, Training and Strategic Studies (US\$21 million).

Sub-Component D1: Project Management Unit (PMU) will be established and maintained and all necessary audit reports financed;

Sub-Component D2: Technical assistance and training will support the coordination and management of the PPCR at program level and provide institutional capacity building, technical assistance and training for BWDB.

Sub-Component D3: Strategic studies and future project preparation: whereby resources will be provided for needed strategic studies (including the continuous updating of the strategic polder assessment as well as all necessary preparatory studies for following phases of the CEIP.

Component E - Contingent Emergency Response: This component is included to enable a speedy response in the event of a serious calamity. It will enable quick re/allocation of funds for such event, but has no fund allocation at appraisal.

2. PROJECT INPUTS

2.1 Finance and Disbursements

Disbursements by the Project

Tables 1 and 2 present the Revenue/ Input Expenditure Data as well as Capital / Output Expenditure Data as of 31 December 2017. Revenue expenditures in the first two quarters of FY 2017/2018 were 25.9% of the planned expenditures for the current FY (column 8, last row), but this is much better performance than one year earlier.

Cumulatively, revenue expenditures stand at 21.71% of the project budget for these expenditures (column 10, last row), up from 18.98% at the end of September 2017.

Table 1: Revenue Expenditures / Input Cost up to 2nd Quarter of FY 2017-18 (as of 31-Dec-17)

All BDT in Lakh Taka (*00,000)										
Services Package	Planned for		Progress				Achieved (%) of this FY against		Cum. achieved against the Total Project Cost	
	Total Project	FY 2017-18	Cum. upto last FY	This (2nd) Quarter of the FY	This FY		This FY's Plan	Total Project		
					BDT	US \$				%
Rf #	1	2	3	4	5	6	7	8	9	10
1. Implementation of SAP and EMP										
1.a	Resettlement / Compensation Payments other than Land Acquisition	26,918.60	3,500.00	4,479.20	1,085.40	1,085.40	1,373,924	31.0%	4.0%	20.67%
2. Construction Supervision, M&E, Delta Monitoring										
2.a	Consultancy Services for Construction Supervision & Detailed Engineering Design of remaining 12 Polder under CEIP, Phase-1	13,659.28	2,300.00	5,862.33	509.01	509.01	644,316	22.1%	3.7%	46.64%
2.b	Third Party Monitoring & Evaluation (M&E) of overall project implementation, RAP & EMP	2,609.09	600.00	956.13	62.01	62.01	78,494	10.3%	2.4%	39.02%
2.c	Consultancy Service for Long term monitoring, research of Bangladesh Coastal Zone	6,709.09	300.00	-	-	-	-	-	-	-
3. Project Management, TA, Training, Strategic Studies										
3.a	Project management support and audits	11,507.99	573.00	1,606.18	139.82	170.46	215,772	29.7%	1.5%	15.44%
4.	Overseas Training	745.45	124.00	203.19	-	89.80	113,671	72.4%	12.0%	39.30%
5.	Honorarium/ Fees/ Remuneration	30.00	3.00	6.03	-	-	-	-	-	20.10%
	Other Activities not yet undertaken	7,056.30	-	-	(1,765.60)	-	-	-	-	-
	Sub-total Revenue Component	69,235.80	7,400.00	13,113.06	30.64	1,916.68	2,426,177	25.90%	2.77%	21.71%
Source: IMED-05 report December 2017 of CEIP-1										
1 USD=79 BDT										

As for capital expenditures, cumulatively, they are only 16.97% of the plan for the fiscal year 2017-2018 and 13.8% of the total budgeted for the project (last row of column 10). This is up from 0% and 11.4% respectively in the prior quarter.

Table 2: Capital Expenditures / Output Cost as of 2nd Quarter of FY 2017-18 (as of 31-Dec-17)

All BDT in Lakh Taka (**00,000)										
Goods & Works Package		Planned for		Progress			Achieved (%) of this FY against		Cum. achieved against the Total Project Cost	
Component / Sub-Component	Total Project	FY 2017-18	Cum upto last FY	This (2nd) Quarter of the FY	This FY		This FY's Plan	Total Project		
	BDT	BDT	BDT	BDT	BDT	US \$	%	%	%	
Rf #	1	2	3	4	5	6	7	8	9	10
1.a	Equipment and goods under Comp. B, C, D (6800)	1,545.30	12.00	707.50	-	-	-	-	-	45.8%
2.a	Acquisition of Land (544.16 ha)	8,852.40	4,046.15	4,806.25	-	3,730.56	4,722,228	92.2%	42.1%	96.4%
3.a	Construction & Reconstructions of Drainage Structures (7041)	35,538.97	5,000.00	800	-	-	-	-	-	2.3%
3.b	Others (7081)	182,436.24	23,541.85	20,421.20	-	1,801	2,280,076	7.7%	1.0%	12.2%
<i>Other Activities not yet undertaken</i>		6,095.00	-	-	-	-	-	-	-	-
Sub-total Capital Component		234,467.91	32,600.00	26,734.95	-	5,531.82	7,002,304	16.97%	2.36%	13.8%
								1 USD=79 BDT		

Source: IMED-05 report December 2017 of CEIP-1

Table 3 presents the input and output ratio (expressed as a percentage) of expenditures which shows a 31.8% actual input/output ratio which is only modestly different than the overall life-of-Project plan of 29.5%. The expenditure under consultancies and non-titled compensation normally precedes capital (works and land acquisition) expenditures due to design, procurement and land title documentation efforts required.

Table 3: Revenue-to-Capital Expenditure Disbursement Rate for FY 2017-18

	Plan for FY 2017-18	Actual for FY 2017-18 so far	Actual Inception to Date	Plan for Overall Project
	US\$	US\$	US\$	US\$
Revenue Expenditure	9,367,089	2,426,177	19,024,987	87,640,253
Capital Expenditure	41,265,823	7,002,304	40,844,013	296,794,823
Revenue : Capital	22.7%	34.6%	31.8%	29.5%

As of December 2017 the Loan had become effective for 52 months. According to the IMED reports prepared by PMU, total disbursement by the project to date is as follows:

Date	Cumulative Disbursed (\$million)	Cumulative Disbursed (% of total project cost)
31 December 2017	59.87	15.6%
30 September 2017	50.48	13.1%
30 June 2017	50.44	13.1%
30 June 2016	21.97	5.7%

A total of \$44.30 million is projected to be disbursed during the coming FY 2017/18 adjusted downward mid-year from an original \$49.52 million. This is broken down as \$36.30 m from the IDA credit and \$8.0 m from the PPCR Trust Fund.

The disbursement record along with projection is shown in Figure 1. The disbursement gap is expected to close by December 2019 if the additional bank protection works are undertaken in FY 2018/19. Also, based on the current work programs, 40% disbursement level may be reached by March 2019.

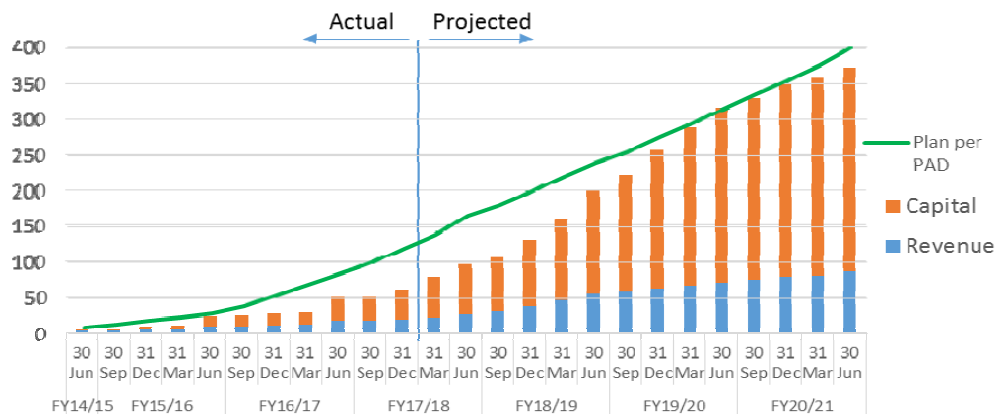


Figure 1: Actual and Projected Disbursements by Project Compared to Plan as of 31 December 2017 (USD million)

Annex 4 provides further details on the status on Finance and Disbursements by the Project.

Disbursements from the World Bank to the Project

Cumulative figures of disbursements from the World Bank (and PPCR) to the BWDB appear below, converted from BDT to USD at a rate of 79 BDT per USD.

They stand at 14.6% of the total amount up from 13.8% on 30 June 2017 and 6.5% one year earlier. The total disbursed to date is \$58.481 million comprised of IDA Credit US\$38.481 million + TF PPCR US\$ 20.000 million. It is estimated that at least \$47 million in additional requests for withdrawal will be made by the Project during the July 2017-June 2018 fiscal year (additional 12% of the project budget). Disbursements are expected to pick up considerably with the mobilization of the Contractor for Works Package 02 and the hoped-for ramped up work on Package 01.

Table 4: World Bank Disbursements to CEIP-1

Cumulative as of Given Date	IDA Credit (USD million)	PPCR Grant (USD million)	Total (USD million)	As % of Total Project Cost
31 Dec 2017	52.571	20.000	72.571	18.1%
30 Sep 2017	38.481	20.000	58.481	14.6%
30 June 2017	38.481	16.876	55.357	13.8%
30 June 2016	17.215	8.608	25.823	6.5%

The disbursement target for 2015/16 year was not met and consequently the implementation performance was downgraded during the mid-term review in January 2017 from *Satisfactory* to *Moderately Satisfactory*. During the past year, the signing of the contract for Works Package 02 was delayed during discussion with the World Bank on how to deal contractually with the anticipated shortfall in budget for land acquisition which put a further drag on the pace of disbursements.

2.2 Project Inputs – Personnel and Equipment

2.2.1 Project Organization Chart

The Project Organization chart is depicted in Figure 2 below.

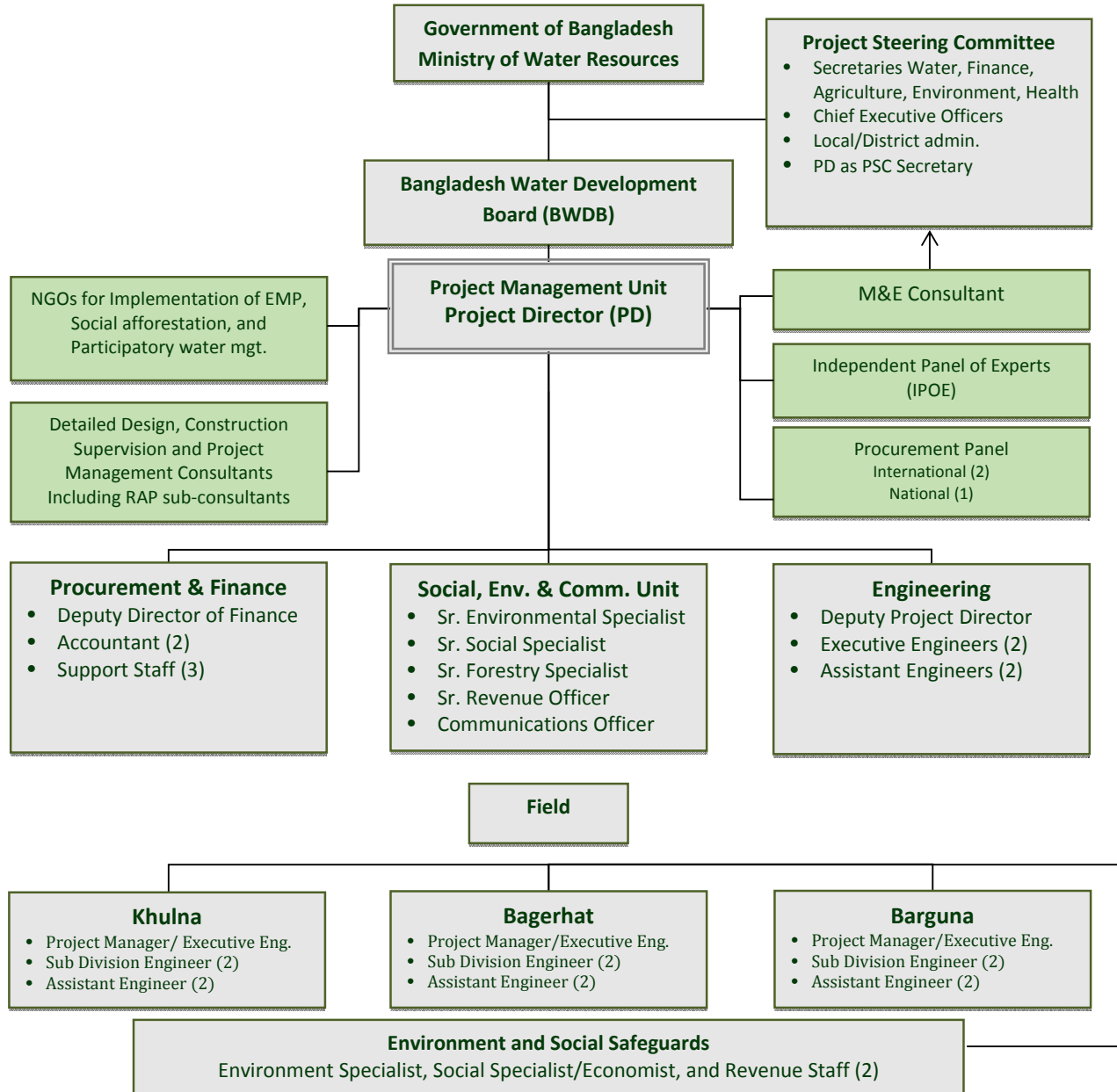


Figure 2: CEIP-1 Project Organization Chart per PAD

2.2.2 Project Management Unit (PMU)

The PMU is to oversee overall project implementation. The Project Director (PD) is in charge of the PMU. The PD is signatory of all relevant project actions including on the project accounts.

PMU staff assists the PD in the discharge of project duties. The list of staff and deployment dates is attached as Annex 2. The PMU office and staff in Dhaka oversee all consultants working on the project. The PMU maintains three district-based offices in Khulna, Bagerhat, and Barguna. The Khulna office has had a CEIP-1 dedicated XEN since 2015 who looks after package 01 works in both Khulna and Bagerhat Districts with the assistance of the regular BWDB staff in the Bagerhat office as needed. Instead of designating a CEIP-1 XEN for Package 2, the regular BWDB XENs for the four districts concerned have been directed by BWDB to take on additional responsibility of CEIP-1.

2.2.3 Detailed Design, Construction Supervision and Project Management Support Consultant (DDCS&PMSC)

The DDCS&PMSC has been engaged for the design of the physical works and to devise and implement the Resettlement Action Plan and implement the Environment Impact Assessment (EIA) and Environment Implementation Plan (EMP). The DDCS&PMSC also supervises construction as the Engineer under FIDIC conditions of contract. The DDCS&PMSC is comprised of Royal HaskoningDHV in association with DevCon/KMC/CEGIS, DPM, IWM and DHI.

The Consultant was mobilized in January 2015. The DDCS&PMSC maintains two field offices. The DDCS&PMSC has contracted several subconsultants including: KMC for the RAP services and CEGIS for the EIA services. The DDCS&PMS Consultant retains contractual responsibility for these services.

The status of the most critical key staff deployment is shown in the table below.

Table 5: Status of Deployment of Most Critical Staff of DDCS&PMS Consultant

Sl.	Position	Name	Status 30 Sep 2017	Status 31 Dec 2017
Professional (International)				
1	Team Leader	Jean Henry Laboyrie & Gerard Pichel	Laboyrie in place as interim; Pichel resigned 31 August 2017	Laboyrie in place as interim
2	Construction Resident Engineer-Package 01	Paul Zwetsloot	Vacant; approved replacement failed to join due to health reasons	Vacant; proposed candidate in process of approval
3	Construction Resident Engineer-Package 02	Trevor Morrish Hale	Vacant	Vacant; proposed candidate in process of approval
Professional (National)				
1	Deputy Team Leader	Md. Habibur Rahman	In place	In place
2	Deputy Resident Engineer-1	Mazibur Rahman Khan	In place	In place
3	Deputy Resident Engineer-2	Md. Gulzer Hossain	In place	Vacant (resigned November 2017)
4	Re-settlement Specialist/ Sociologist	M. A. Latif	In place	In place

The DDCS&PMSC's RAP Team commenced their field work on 01 March 2015. On 01 March 2016, another field team was established for the Package 02 polders. The staffing pattern as of 31 December 2017 is unchanged from the prior quarter and is shown in the table below.

Table 6: Deployment of Consultant's RAP Team Field Staff as of 31 December 2017

S.N	Polder number	Staff
Coordinating Office		9 Staff
1	Coordinating Office (Khulna city)	TL-RAP/LAP (In Charge), DTL for Package 01 (Acting), Communication Officer. MIS Expert, Database Manager, Land surveyors (2 - one for Pkg 01; one for Pkg 03), Office Assistant, Driver
Package-1		10 Staff
1	32	Field Coordinator (In Charge all 4 polders), Supervisor (1), Resettlement Worker (1)
2	33	Supervisor (1), Resettlement Workers (2)
3	35/1	Supervisor (1), Resettlement Workers (2)
4	35/3	Supervisor (1)
Package-2		18 Staff
1	Package 2	DTL for Package 2
2	39/2C	Supervisor (1), Surveyor (1), Resettlement Workers (2)
3	40/2 & 41/1	Field Coordinator
4	40/2	Supervisor (1), Resettlement Worker (1)
5	41/1	Supervisor (1), Resettlement Worker (1)
6	43/2C	Supervisor (1), Resettlement Worker (1)
7	47/2 & 48	Field Coordinator(In Charge) (1)
8	47/2	Resettlement Workers (2)
9	48	Supervisor (1), Surveyor (1) Resettlement Worker (1)

2.2.4 NGO Consultancy Service to Implement: (a) Social Afforestation and (b) Social Action Plan including setting up WMOs

According to the policy of the GoB, work on WMO formation should begin prior to commencement of civil works so that users are consulted during implementation of the project and to ensure ownership and commitment to effective O&M. This consultancy has been delayed, but efforts are underway to procure the needed services.

Background and Status Prior Quarter	Current Quarter update
<p>DCs have been asked to nominate effective NGOs. This package will now be sub-divided into five packages and CQS method of procurement will be used. For two of five packages, lists of NGOs have been provided.</p> <p>As background, original EOIs were submitted November 2014, and PMU contacted all 70 organizations who submitted EOIs and all reconfirmed their interest in early June 2016. Still due to the continued delay, and the decision to accept the World Bank's suggestion to incorporate IPM aspects in the TOR, it was decided in June 2017 to issue a new request for EOIs using Consultant's Qualification Selection (CQS) method of procurement.</p>	<p>For four of five packages, lists of NGOs have been provided. For the fifth package, in Patuakhali District, the DC nominated only one NGO so additional NGO nominations have been requested.</p>

2.2.5 Consultancy Service for Long Term Monitoring, Research and Analysis of Bangladesh Coastal Zone

The Consultancy has not yet been awarded, though a draft contract was signed and sent to the World Bank on 29 January 2018. The background and status are given below.

Background and Status Prior Quarter	Current Quarter update
RFP was issued among shortlisted firms on 19 November 2015. Proposals were due on 31 December 2015 and evaluation was submitted to the World Bank who gave NOL on 03 March 2016. Financial Negotiation meetings were carried out from 17-21 April 2016, but were not conclusive. At request of the Procurement Panel (PP), the Consultant submitted a revised Financial Proposal on 25 May 2016. The revised cost is still far above the budget ¹ (USD 8.50 million). It was not possible to conclude the negotiations initially due to incomplete /unclear documentation and the high cost of the consultancy compared to the budget; however, it was decided the budget would be increased. The final obstacle was disagreement on which party will cover the taxes. The tax issue has been resolved in the meeting of 30 September 2017.	Consultant was asked to provide staff schedule, work plan and final budget and has done so. Final discussions and draft contract signing were planned for 29 January 2018 (and this did in fact take place).

2.2.6 Works Contractors

2.2.6.1 Works Contractor Package 1

The First Engineering Bureau of Henan Water Conservancy of China was contracted on 01 November 2015 for the construction work involving Polder 32, 33, 35/1 and 35/3 and received notice to commence on 26 January 2016. The original Project Manager was replaced at the request of the Engineer due to poor performance.

Table 7 provides the contractor's manpower mobilization status at the close of each of the current quarter compared to the prior quarter. The number of staff is lower on 30 September 2017 since it is the tail end of the monsoon season and most of the works are suspended. A list of the contractor's key staff with contact details is given in Annex 3.

Table 7: Manpower Mobilized by Package 01 Contractor

SN	Staff Category	Total Nos. 30 Sep 2017	Total Nos. 31 Dec 2017	Khulna	32	33	35/1	35/3
1	Management	17	17	4	1	2	6	4
2	Technical Staff	89	123	19	27	27	38	12
3	Operator/ Driver	149	196	2	41	38	69	46
4	Skilled Worker	77	253	10	27	35	95	86
5	Laborers	425	532	4	128	152	198	50
Total		757	1121	39	224	254	406	198

Source: Contractor CHWE Monthly Progress Report, September and December 2017.

Tables 8 and 9 present the contractor's equipment mobilization status against Engineer's estimate of requirements, which was updated during the quarter. The DDCS&PMSC calculated the equipment needs for Contract W-01 based on standard capacities and utilization. This is shown in Table 8 while Table 9 shows the actual equipment in place as of 31 December 2017 as well as for two prior quarters for comparison. The equipment numbers have increased substantially, but still fall short of the required number of excavators, concrete mixing machines, pile driving equipment and barges.

¹ It may be noted that the budget in the original appraisal was \$12 million, but this was reduced in the DPP.

Table 8: Required Equipment –Estimate of DDCS&PMSC Package 01

Name of Polder	Equipment Estimated by DDCS&PMSC to be Required (number)											
	Bulldozer S.F roller, Compactor (150 HP)	Dump Truck + carry Scraper	Exca-vator	Concrete Mixing Machine	Sand pile driving equip-ment	Sheet pile driving equip-ment	CC block manu-facturing machine	Batching plant	Positio ning ship	Survey Vessel	Barge	Wheel Loader
1	2	3	4	5	6	7	8	9	10	11	12	13
32	6	23	13	6	4	1	2	2	1	1	6	3
33	5	17	11	12	10	2	1	1	1	1	6	2
35/1	12	48	23	15	9	2	3	3	1	1	8	3
35/3	5	16	9	6	5	1	1	1	1	1	4	6
Total, Current	28	104	57	39	28	6	7	7	4	4	24	14
Total, Initial	45	63	62	26	16	5	5	5	4	4	14	nr

Source: Report Received from DDCS&PMSC, December 2017
“nr” denotes “not reported”

Table 9: Equipment Deployed by Package 01 Contractor as of 31 December 2017

Name of Polder	Equipment Deployed by the Contractor (number)											
	Bulldozer S.F roller, Compact	Dump Truck + carry Scraper + Tractor	Exca-vator	Concrete Mixing Machine	Sand pile driving equip-ment	Sheet pile driving equip-ment	CC block manu-facturing machine	Batching plant	Positio ning ship	Survey Vessel	Barge	Wheel Loader
1	2	3	4	5	6	7	8	9	10	11	12	13
32	7+2+0	15+5+1	9	4	4	1	1	1	1	1	1	3
33	6+2+0	10+5+1	14	6	1	1	1	1	1	1	6	2
35/1	13+0+	26+3+1	15	14	7	1	3	3	1	1	0	3
35/3	6+2+0	12+5+3	7	4+2	2	1	2	2	1	1	2	6
Total 31 Dec 17	32+6+5 = 43	63+18+66 = 147	45	30	14	4	7	7	4	4	9	14
Total 30 Sep 17	35+13+6 =54	71+16+18 =105	59	21	12	Not reported	7	Not reported	0	0	10	15

Source: Contractor CHWE Monthly Progress Report, June, September and December 2017.

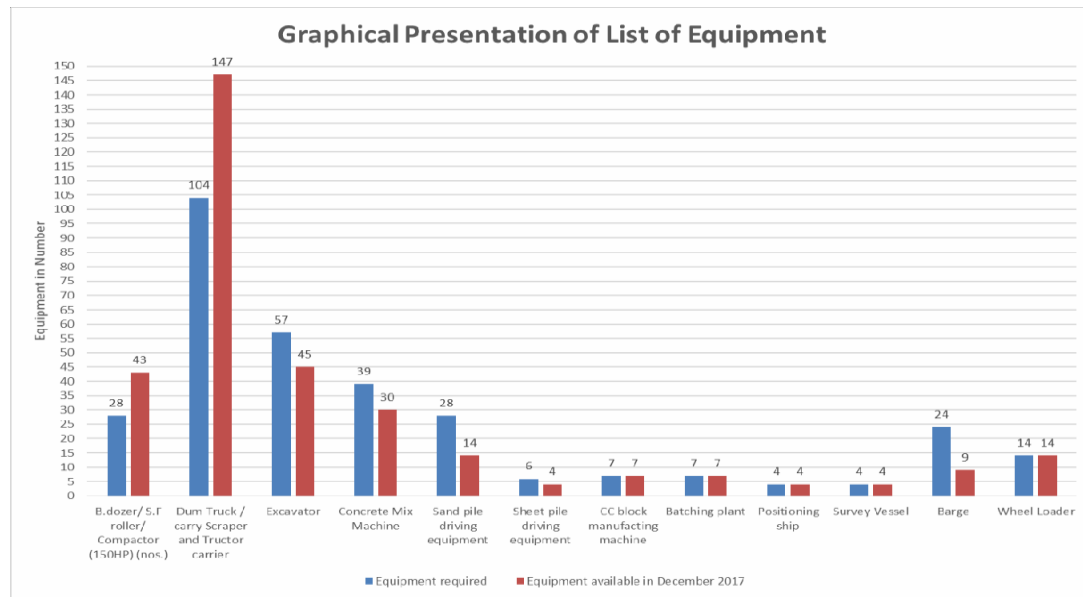


Figure 3: Comparison of Equipment Available and Required – Package 01

2.2.6.2 Works Contractor Package 2

Background and Status Prior Quarter	Current Quarter update
<p>Notice of Award was issued to Chongqing International Construction Corporation of China (CICO) on 15 December 2016 and contract was signed on 08 March 2017. Contractor has received the first 5% advance payment in June 2017. Notice to commence was issued on 12 July 2017. Equipment has been ordered and deliveries are expected to commence in October 2017.</p>	<p>Contractor has deployed key staff and a substantial percentage of required equipment is now in place. Pre-construction survey works and campsite construction are underway. Emergency works have taken place in two locations.</p>

Table 10: Manpower Mobilized by Package 02 Contractor

SN	Staff Category	Total Nos. 30 Sep 2017	Total Nos. 31 Dec 2017	Kara-para	39/2C	40/2	41/1	43/2C	47/1	48
1	Management	7	7	2	1	1	1		1	1
2	Technical Staff	24	52	9	16	5	8		5	9
3	Operator/ Driver	2	16		2	1	4		5	4
4	Skilled Worker	19	41	7	10	2	9		9	4
5	Laborers	144	295		162		60		25	48
Total		196	411	18	191	9	82	0	45	66

Source: Contractor CICO Monthly Progress Report, September and December 2017.

Table 11: Equipment Requirements and Status – Package 02

Name of Polder	Equipment Estimated by DDCS&PMSC to be Required (number)															
	Excavator	Dump Truck	Bulldozer and Roller	Flat-bed Truck	Truck with crane	Crane	Pay loader	Water Bowser	Sheet pile driving equipment	Sand pile driving equipment	Fork-lift	Barge	Survey Vessel	Positioning ship	CC block manufacturing machine	Mixture Machine
1	2	3	4	5	6	7	8	9	10	11	12	13	14	15	16	17
39/2C	14	20	5	3	1	1	4	1	1	3	15	3	0	0	5	3
40/2	9	11	3	1	0	0	3	1	1	1	1	0	0	0	0	4
41/1	5	6	1	2	1	0	4	1	1	2	2	1	0	0	0	7
42/3C	6	8	2	0	0	0	3	0	1	2	2	0	0	0	0	4
47/2	2	3	1	2	0	0	3	1	1	2	1	0	0	0	0	6
48	13	21	6	3	1	0	7	1	1	1	1	0	0	0	0	5
Total	49	69	18	11	3	1	24	5	6	11	22	4	0	0	5	29

Table 12: Equipment Deployed by Package 02 Contractor as of 31 December 2017

Name of Polder	Equipment Deployed by the Contractor (number)															
	Excavator	Dump Truck	Bulldozer and Roller	Flat-bed Truck	Truck with crane	Crane	Pay loader	Water Bowser	Sheet pile driving equipment	Sand pile driving equipment	Fork-lift	Barge	Survey Vessel	Positioning ship	CC block manufacturing machine	Mixture Machine
1	2	3	4	5	6	7	8	9	10	11	12	13	14	15	16	17
39/2C	4	29	0	2	1	1	0	1	0	0	39	0	15	0	5	6
40/2	1	0	0	0	0	0	0	0	0	0	0	0	0	0	0	2
41/1	7	8	3	0	0	0	0	0	0	6	0	0	1	0	0	3
42/3C	0	0	0	0	0	0	0	0	0	0	0	0	0	0	0	0
47/2	7	10	2	0	1	0	0	1	0	0	0	0	1	0	0	2
48	10	0	2	0	0	0	0	0	0	0	0	0	1	0	0	2
Total	29	47	7	2	2	1	0	2	0	6	39	0	18	0	5	15

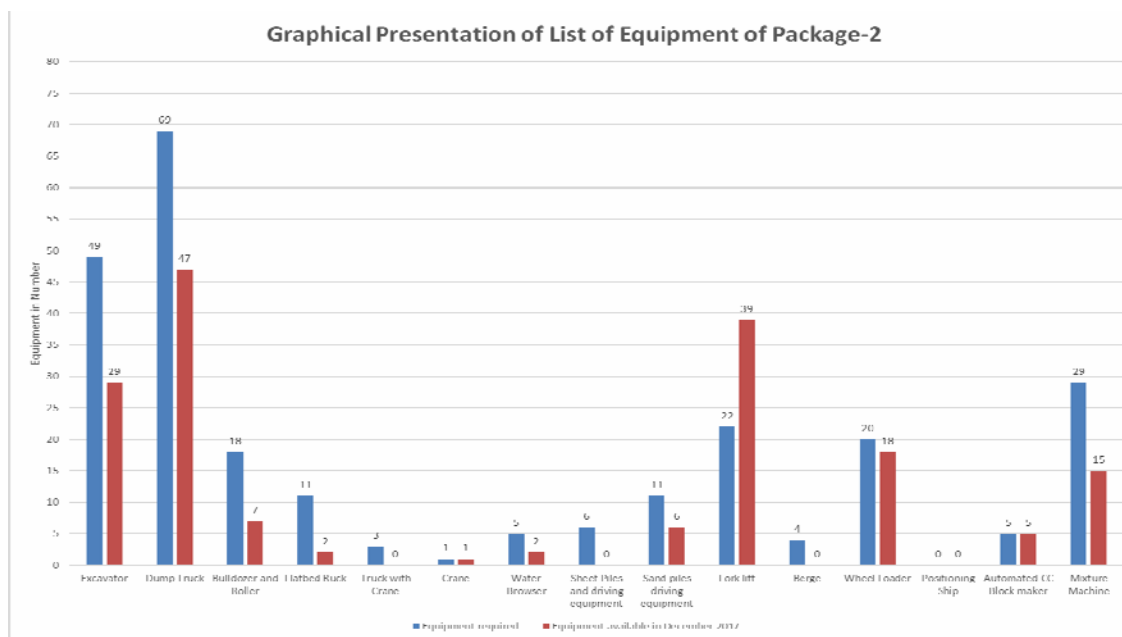


Figure 4: Comparison of Equipment Available and Required – Package 02

Source: DDCS&PMS Consultant Monthly Progress Report and CICO Contractor Monthly Progress Report, December 2017.

2.2.6.3 Works Contractor Package 3

Not yet contracted and may be deferred to a future project unless additional financing secured.

2.2.7 Third Party M&E Consultants

Background and Status Prior Quarter	Current Quarter update
<p>A replacement of one <u>non-key</u> staff has been proposed and is under evaluation.</p> <p>As background, the M&E Consultants assist the PMU in monitoring the RAP, SAP and EMP and in monitoring processes and outputs and evaluating the impacts of CEIP-1 overall. The M&E Consultants signed the contract on 01 October 2015 and mobilized on 01 November 2015. All of the key staff have been mobilized. One national expert, the Environmental Specialist, became unavailable and a candidate was proposed as his replacement in August 2016 and subsequently approved.</p>	<p>The replacement of this one non-key staff member (field data collector) was approved and he was mobilized on 20 December 2017.</p>

Table 13: M&E Consultants Staff Utilization as of 31 December 2017 (Month 26 of 60)

	Key Experts - International		Total PM	Utilized PM	Remaining PM	Percent Utilized
1	Jan T. Twarowski	Team Leader cum Economist	25	15.41	9.59	62%
2	Michael Dembinski	M&E Specialist	8	4.27	3.73	53%
3	Abu H. Murshid	Environmental Specialist	9	2.05	6.95	23%
4	Mike Tyson-Taylor	Social Safeguards Specialist	10	2.32	7.68	23%
		<i>Total</i>	<i>52</i>	<i>24.05</i>	<i>27.95</i>	<i>46%</i>
	Key Experts - National					
1	Md. Mahidur Rahman Khan	Deputy Team Leader / GIS Information Management Spec.	30	10.18	19.82	34%
2	A.B.M Murshed Alam Siddiqui	Agric. Economist/ M&E Specialist	18	6.00	12.00	33%
3	A.K.M. Rezaul Hoque Khan A.K.M. Mizanur Rahaman	Environmental Specialist	18	8.68	9.32	48%
4	Md. Mizanur Rahman	Social Safeguards Specialist	18	9.95	8.05	55%
5	Md. Badiuzzaman	Information Mgmt Specialist	18	6.70	11.30	37%
6	H.S. Mozaddad Faruque	Water Resources Engineer	10	3.86	6.14	39%
		<i>Total</i>	<i>112</i>	<i>45.39</i>	<i>66.61</i>	<i>41%</i>

The utilization rate of the key international staff stands at 46% and key national staff at 41%. This rate of utilization is not unexpected, but there will be a need to adjust the level of effort due to changes in the scope of services as has been explained in the Inception Report and the M&E Framework and Strategy and note in the MTR Aide Memoire. The elapsed time of the M&E Consultant's contract as of this reporting period is 26 of 60 months, amounting to 43.3% of the consultancy contract's duration which runs through October 2020.

2.3 Procurement

There are 25 procurement packages under services – six packages for firms and 17 for individual consultants. For the six packages to be contracted out to firms, two have been contracted – namely, DDCS&PMS Consultants and Third Party M&E Consultants; and another two have are in process – the Long-Term Monitoring, Research and Analysis of Bangladesh Coastal Zone and Consultancy for Social Afforestation, SAP and WMOs. Of the 17 consultancy packages for individuals, 13 have been contracted, four others (3 IPoE and the Communications Officer) are in the process of procurement.

The following two tables summarize the procurement activities for services during the quarter.

Table 14: Procurement Status – Consulting Firm Services

SI	Package Name (abridged)	Method	Package No.	Status 30 Sep 2017	Status 31 Dec 2017
1	Consultancy for Social Afforestation and SAP (including WMOs)	QBS	CEIP-1/A2 & B1/S01	DCs have been asked to nominate effective NGOs. This package will now be sub-divided into five packages and CQS method of procurement will be used. For two of five packages, lists of NGOs have been provided.	Lists of NGOs have been provided for four of five packages and their qualifications are under review. For Patuakhali District, the DC nominated only one NGO so additional nominations have been requested by the PMU.
2	Consultancy for Detailed Design, Construction Supervision & Project Management Support, EIA and RAP (DDCS&PMS)	QBS	CEIP-1/B2, B3 & C1/S02	Done.	Done.
3	Third Party M&E Consultants for Overall Project Implementation	QBS	CEIP-1/C2/S03	Done.	Done.
4	Long-Term Monitoring, Research and Analysis of Bangladesh Coastal Zone	QBS	CEIP-1/C3/S04	Tax issue has been resolved in the meeting of 30 September 2017. Thereafter, Consultant has been asked to provide staff schedule, work plan and final costs.	Consultant has provided the requested material. Closing of negotiations and signing of draft contract scheduled for January 2018 (actually done on 29 January 2018).
5	Consultancy for Institutional Capacity Building, TA & training to BWDB personnel	QBS	CEIP-1/D2/S22	May be used for training purposes of BWDB officers in different Training Institutes.	Decision pending on whether this procurement will proceed.
6	Consultancy for Feasibility Studies and preparation of design for next Phases of CEIP	QBS	CEIP-1/D3/S23	Not yet started	Not yet started

Table 15: Procurement Status – Individual Consultant Services

S. No.	Package Name (abridged)	Package No.	Status 30 Sept 2017	Status 31 Dec 2017
1	International Procurement Expert (Panel Chair)	CEIP-1/D1/S05	Contract renewed.	In place
2	International Technical Expert (Procurement Panel)	CEIP-1/D1/S06	In place	In place
3	Procurement Expert – national (Procurement Panel)	CEIP-1/D1/S07	In place	In place
4	PMU Procurement Specialist – national	CEIP-1/D1/S08	In place	In place
5	PMU Financial Management Specialist – national	CEIP-1/D1/S09	In place	In place
6	PMU Sr. Environmental Specialist – national	CEIP-1/D1/S10	In place	In place
7	PMU Sr. Social Specialist – national	CEIP-1/D1/S11	Contract signed 07 Aug 2017 and expert joined PMU	In place
8	PMU Sr. Forestry Specialist - national	CEIP-1/D1/S12	Contract signed 07 Aug 2017 and expert joined PMU	In place

S. No.	Package Name (abridged)	Package No.	Status 30 Sept 2017	Status 31 Dec 2017
9	PMU Communications Officer - national	CEIP-1/D1/S13	Candidate selected, draft contract sent to WB.	World Bank gave NOL on 19 October 2017, but 1 st ranked candidate withdrew. PMU requested clearance to negotiate with 2 nd ranked candidate and WB concurred.
10	PMU Sr. Revenue Officer	CEIP-1/D1/S14	In place	In place
11	PMU/Field - Social Specialist/Economist	CEIP-1/D1/S15	Expert has signed contract on 20 Jul 2017 and joined PMU.	In place
12	PMU/Field – Environmental Specialist	CEIP-1/D1/S16	Negotiated contract sent to WB 07 September 2017	Contract signed on 30 October 2017.
13	IPOE River Morphologist & Sediment/Tidal Management Expert	CEIP-1/D1/S17	Only one CV received by 14 Sep 2017 due date. PEC decided to make a fresh call for EoI and WB concurred.	Fresh call for CVs made with 15 January 2018 submission deadline.
14	IPOE Hydrodynamics and Coastal Modelling Expert	CEIP-1/D1/S18	Only one CV received by 14 Sep 2017 due date. PEC decided to make a fresh call for EoI and WB concurred.	Fresh call for CVs made with 15 January 2018 submission deadline.
15	IPOE Design Expert in Embankment and Hydraulic Structures	CEIP-1/D1/S19	Only two CVs received by 14 Sep 2017 due date. PEC decided to make a fresh call for EoI and WB concurred.	Fresh call for CVs made with 15 January 2018 submission deadline.
16	IPOE for Social Expert	CEIP-1/D1/S20	Contract signed 07 Aug 2017.	In place
17	IPOE for Environment, Water Management and Polder Expert	CEIP-1/D1/S21	In place	In place
18	Accounting and Financial Management System Specialist (AFMSS) – national	CEIP-1/D1/S24	Dropped	Dropped
19	Information Technology Specialist (ITS) - national	CEIP-1/D1/S25	Dropped	Dropped

Source: PMU

Annex 5.1 provides the detailed status and plans on procurement of services contracts – both for firms and individual consultants.

The following table summarizes the procurement activities for works during the quarter. Annex 5.2 provides the detailed status and plans on procurement of works contracts.

Table 16: Procurement Status - Works

SI	Package Name (abridged)	Method	Package No.	Status 30 Sep 2017	Status 31 Dec 2017
1	Rehabilitation/Reconstruction and Upgrading of Polder 32, 33, 35/1 and 35/3	ICBPQ	CEIP-1/W-01	Contractor in place.	Contractor in place.
2	Rehabilitation/Reconstruction and Upgrading of Polder 39/2C, 40/1, 40/2, 43/2C, 47/2 and 48	ICBPQ	CEIP-1/W-02	Notice to proceed issued 12 July 2017.	Contractor in place.
3	Rehabilitation/Reconstruction and Upgrading of Polder 14/1, 15, 16, 17/1, 17/2, 23 and 34/3	ICBPQ	CEIP-1/W-03	Not yet started and may be deferred to Phase 2 unless additional financing secured	No change.

Source: PMU

Table 17 below summarizes the procurement status of goods. Annex 4.3 provides the details on goods (office equipment, vehicles, etc.) procured under the project. A new procurement plan was

prepared and submitted to the World Bank on 27 February 2017. It includes seven additional packages to be procured starting this fiscal year – packages G-08 through G-14 – covering vehicles, office equipment and engineering equipment.

Table 17: Procurement Status - Goods

S. No.	Package Name (abridged)	Method	Package No.	Status 30 Sep 2017	Status 31 Dec 2017
1	Motor Vehicles a) 4-WD Jeep/Cross Country (Total 10 Nos.) b) Micro Bus-(Total 1 No.)	NCB (was ICB)	CEIP-1/ G-01	Procurement completed.	Procurement completed.
2	Motor cycles	NCB	CEIP-1/ G-02	Procurement completed.	Procurement completed.
3	Desktop Computer, Laptop, Printer, & UPS with Accessories	NCB	CEIP-1/ G-04	Procurement completed.	Procurement completed.
4	Engineering Equipment: a) Leveling Equipment (5 nos.); b) Total Station (3 nos.)	NCB	CEIP-1/ G-05	Procurement completed.	Procurement completed.
5	Office Equipment	NCB	CEIP-1/ G-06	Procurement completed.	Procurement completed.
6	Office Furniture	NCB	CEIP-1/ G-07	Procurement completed	Procurement completed.
7	Motor Vehicles	ICB	CEIP-1/ G-08	Newly added to procurement plan.	No change.
8	Motor cycles	NCB	CEIP-1/ G-09	Newly added to procurement plan.	No change.
9	Speed Boat and accessories	NCB	CEIP-1/ G-10	Newly added to procurement plan.	No change.
10	Computer equipment (laptops, desktops, printers, UPS, IPS with ancillaries)	NCB	CEIP-1/ G-11	Newly added to procurement plan.	No change.
11	Engineering equipment – levelling instrument	NCB	CEIP-1/ G-12	Newly added to procurement plan.	No change.
12	Multi-media Projectors, Air coolers, Photocopier, Fax, Scanner, Binding machines	NCB	CEIP-1/ G-13	Newly added to procurement plan.	No change.
13	Micro-bus		CEIP-1/ G-14	Newly added to procurement plan.	No change.

Source: PMU

3. STATUS OF PROJECT OUTPUTS BY COMPONENT

Outputs are presented by component and based on the reports of the partners responsible for the respective component. A list of reports prepared and submitted by the DDCS&PMS Consultants is provided in Annex 9.

3.1 Outputs of Component A: Rehabilitation and Improvement of Polders

3.1.1 Outputs of A1: Rehabilitation and Improvement of Polders –Package 01

3.1.1.1 Mobilization and Preconstruction Activities

These activities are complete, though they were slow to materialize as described in earlier reports. Given the current status of works progress, the Contractor’s number of work teams and equipment needs to be augmented.

Engineer’s Site Offices, Laboratory and Inspection Sheds

Table 18: Status of Site Offices and Laboratories

Sl	Structure	Status 30 Sep 2017	Status 31 Dec 2017
1	Engineer’s Field Office (vertical extension of existing building)	Done	Done
2	Laboratory Building at BWDB Khulna	Done	Done
3	Engineer’s Site Office at Dacope	Done	Done
4	Engineer’s Site Office at Rayenda	Done	Done
5	Refurbishment of Rest House at Dacope	80% completed	80% completed
6	Refurbishment of Rest House at Rayenda	95% completed	100% completed
7	Barguna Field Office	Revised detailed drawings sent to Engineer on 30 June 2017	Same.
8	Furniture and fixtures for Engineer’s offices	95% complete	Same.

Contractor Main Offices and Site Offices/Camp Sites

Background and Status Prior Quarter	Current Quarter update
<ul style="list-style-type: none"> The Contractor established their main office in Dhaka and Khulna shortly within the time of commencement. The Contractor has built permanent site offices, and living quarters, which are 100% completed and fully functioning. Earlier, the Contractor has set up a functioning laboratory at BWDB’s Numagar premises in Khulna. Warehouse facilities for storage of cement and other perishable material has been put in place in each polder. 	Done.
CC block manufacturing machines – 6 fully operational and 1 being installed	6 fully operational and 1 being commissioned.

Location of the CC block pre-casting yards is summarized in the table below.

Table 19: Number of Manual and Automated CC Block Machines by Location

SN	Location by Type	Number in Production	Additional Being installed
1	Manual Process Yards		
1.1	Polder 32 at km 36+000 (Dacope)	1 set	
1.2	Polder 33 at km 37+450 (Chunkuri)	1 set	
1.3	Polder 35/1 at km 15+000 (Boraitola)	1 set	
1.4	Polder 35/3 at km 29+000 (Khagraghat)	1 set	
2	Automated CC Block Machine Yards		
2.1	Polder 32 (Khulna)	2	
2.2	Polder 33 (Mongla)	1	
2.3	Polder 35/1 at km 18+600 (Tafalbari)	2	1
2.4	Polder 35/3 at km 14+000 (Daratana)	1	
	Total Automated CC Block Machines	6	1

Source: Contractor (CHWE) monthly progress reports

These locations were selected to take advantage of the reliable power supply and proximity to the package 01 polders.

Pre-Construction Survey Works

Pre-construction surveys were done for an additional 18 hydraulic structures during the quarter.

Table 20: Pre-Construction Cross-Section Survey Works Summary-31 December 2017

SN	Polder	Embankment (km)				Hydraulic Structures (no)				Bank Protection (km)				Drainage Channels (km)			
		Contract Qty.	Completed Qty.	% Completed	Approved Qty.	Contract Qty.	Completed Qty.	% Completed	Approved Qty.	Contract Qty.	Completed Qty.	% Completed	Approved Qty.	Contract Qty.	Completed Qty.	% Completed	Approved Qty.
1	32	49.5	49.7	100%	49.7	10	10	100%	10	2.0	2.0	100%	2.0	17.5	10.9	62%	10.9
2	33	52.1	49.3	95%	49.3	19	19	100%	17	1.7	1.7	100%	1.2	63.2	50.0	79%	9.0
3	35/1	62.0	61.6	99%	56.0	32	27	84%	19	1.5	1.5	100%	1.5	70.5	29.6	42%	13.6
4	35/3	40.0	39.8	100%	39.8	15	14	93%	14	0.15	0.15	100%	0.15	2.00	2.0	100%	2.0
as of 31 Dec 2017		203.6	200.4	98%	194.8	76	70	92%	60	5.4	5.4	100%	4.9	153.2	92.5	60%	35.5
as of 30 Sep 2017		203.6	199.6	98%	193.9	76	52	68%	46	7.7	5.7	73%	4.6	153.2	92.5	60%	35.5

Source: Contractor (CHWE) Monthly Progress Reports of September and December 2017.

3.1.1.2 GC Sub-Clause 8.3 Work Program

Background and Status Prior Quarter	Current Quarter update
<p>In November and December 2015, the Contractor submitted their work program officially. After many iterations, giving particular attention to work methods and procurement schedule, a work program was finally approved by the Engineer on 24 August 2016.</p> <p>The Engineer (DDCS&PMS Consultant) has requested and finally received in September 2017 a revised work program from the Contractor, but it was not supported by sufficient detailed planning and therefore cannot be relied upon. An improved and well supported work program has been requested.</p>	<p>Contractor is working on a revised work program.</p>
<p>The Contractor has not adhered to the program and overall progress stands at 21% compared to the planned 48% level.</p>	<p>Overall progress stands at 27% compared to the planned 61% level.</p>

3.1.1.3 Embankment Works

Fully completed embankment totals 27.860 kms which is the same as it was on 30 June and 30 September 2017 given the rains, followed by the need to allow the soils to dry and in some areas, to accommodate the harvest of crops in the ground.

Table 21: Package 01 Progress on Embankment Re-sectioning in kms

Polder	Target	As of 30 Sep 2017			As of 31 Dec 2017		
		Length of Working Area (kms)	Fully Done (kms)	In Progress (kms)	Length of Working Area (kms)	Fully Done (kms)	In Progress (kms)
32	49.50	17.160	5.670	11.490	17.160	5.670	11.490
33	52.05	27.600	10.510	17.090	27.600	10.510	17.090
35/1	62.30	17.030	2.030	15.000	17.030	2.030	15.000
35/3	40.00	25.435	9.650	15.785	25.435	9.650	15.785
Total	203.85	87.225	27.860	59.365	87.225	27.860	59.365

Source: DDCS&PMSC; verified by the M&E Consultants based on spot checks.

The earthwork progress in terms of cubic meters has increased from a level of 28.8% on 30 September to 34.7% on 31 December 2017.

Table 22: Package 01 Progress on Embankment Earthwork in m³

Polder	Contract Length (km)	Contract Qty (000 m3)	30 Sep 17 (000 m3)	% Done 30-Jun-17	31 Dec 17 (000 m3)	% Done 30-Sep-17
32	49.5	1253.7	343.5	27.4%	298.7	23.8%
33	52.05	988.8	309.5	31.3%	354.5	35.8%
35/1	62.3	2446.2	508.7	20.8%	728.5	29.8%
35/3	40	1186.9	533.0	44.9%	658.0	55.4%
Total	203.85	5877.6	1694.7	28.8%	2039.7	34.7%

Source: CHWE December 2017 Monthly Progress Report

3.1.1.4 Drainage Sluices and Flushing Inlets

The tables below show that the Work Program and actual works are not aligned; the target of completing construction of 52 sluice gate within the second dry season (2016/2017) was not reached. Nevertheless, progress has clearly picked up during the October-December 2017 quarter as can be seen in the Table 23.

Table 23: Summary of Number of Hydraulic Structures in Progress by Polder

Polder	Structure Type	Contract Quantity (no.)	Number 30 Sep 2017	Weighted % complete	Number 31 Dec 2017	Weighted % complete
32	DS	8	3	30.8%	8	35.2%
	FS	2	0	0%	0	0%
33	DS	12	4	19.7%	9	27.1%
	FS	12	1	0.4%	2	4.3%
35/1	DS	15	6	22.5%	11	26.8%
	FS	17	1	1.4%	7	10.2%
35/3	DS	4	2	22.5%	4	35.7%
	FS	10	1	10.3%	6	19.8%
Total		80	18	13.8%	47	21.1%

Source: CHWE Monthly Progress Report, September and December 2017.

The Contractor for Package 01 has started work on 32 of the 39 drainage sluices and 10 of these are 80% or more complete and generally lacking only gate installation and protection works. Three of these have just started with less than 1% progress. Work has commenced on 15 of the 41 flushing

sluices with only one (FS-09 of Polder 35/3) nearing completion and lacking only gate installation and backfill. Details are shown in Table 24.

Table 24: Status of Package 01 Drainage and Flushing Sluices under Construction

No.	Weighting →	Coffer dam	Found. Exc.	De-watering	Sand Pile /Sand Fill	Sheet Pile	RC	Protection & Gate	Back Fill	Diversion Channel	Total Percent
		1%	4%	5%	5%	9%	51%	13%	7%	5%	100%
Polder 32											
DS-16	Km14+305	1.0%	4.0%	5.0%	5.0%	9.0%	51.0%	7.0%	7.0%	0.0%	89.0%
DS-01	Km18+810	1.0%	4.0%	5.0%	5.0%	9.0%	51.0%	7.0%	7.0%	0.0%	89.0%
DS-02	Km24+100	1.0%	4.0%	5.0%	5.0%	9.0%	51.0%	0.0%	7.0%	0.0%	82.0%
DS-08	Km39+950	1.0%	4.0%	2.0%	0.0%	0.0%	0.0%	0.0%	0.0%	0.0%	7.0%
DS-10	Km2+960	1.0%	4.0%	2.0%	1.0%	0.0%	0.0%	0.0%	0.0%	0.0%	8.0%
DS-11	Km4+948	0.0%	0.0%	0.0%	3.0%	0.0%	0.0%	0.0%	0.0%	0.0%	3.0%
DS-07	Km35+830	0.0%	1.0%	1.0%							2.0%
DS-09	Km45+506	0.0%	0.0%	2.0%							2.0%
Polder 33											
DS-08	Km32+570	1.0%	4.0%	5.0%	5.0%	9.0%	51.0%	10.0%	7.0%	4.0%	96.0%
DS-03	Km11+040	0.7%									0.7%
DS-11	Km41+800	1.0%	4.0%	5.0%	5.0%	9.0%	51.0%	8.0%	7.0%	3.0%	93.0%
DS-09	Km39+709	1.0%	4.0%	5.0%	5.0%	9.0%	51.0%		5.0%	3.0%	83.0%
DS-01	Km3+500	1.0%	4.0%	5.0%	5.0%						15.0%
DS-02	Km5+800	1.0%	4.0%	5.0%							10.0%
DS-04	Km13+747	0.5%	4.0%								4.5%
DS-12	Km44+019	0.5%	4.0%	5.0%							9.5%
DS-13	Km47+240	1.0%	4.0%	5.0%							9.5%
FS-15	Km42+870	1.0%									1.0%
FS-17	Km45+950	1.0%	4.0%	5.0%	5.0%	9.0%	5.0%				29.0%
Polder 35/1											
DS-02	Km6+322	1.0%	4.0%	3.6%	5.0%	9.0%	35.0%				57.6%
DS-01	Km0+000	0.5%									0.5%
DS-18	Km24+787	1.0%	2.8%	0.5%							4.3%
DS-07	Km23+537	1.0%	4.0%	5.0%	5.0%	9.0%	51.0%	11.0%	7.0%		93.0%
DS-06	Km19+736	1.0%	4.0%	5.0%	5.0%	9.0%	51.0%	11.0%	7.0%		93.0%
DS-08	Km25+997	1.0%	4.0%	5.0%	5.0%	9.0%	51.0%	11.0%	7.0%		93.0%
DS-04	Km12+097	0.1%									0.1%
DS-05	Km14+660	1.0%	4.0%	4.0%	5.0%	9.0%					23.0%
DS-16	Km51+308	1.0%	1.0%	1.0%							3.0%
DS-17	Km52+430	1.0%	4.0%	4.0%	5.0%	9.0%	5.0%				28.0%
DS-12	Km45+181	1.0%	3.5%	2.0%							6.5%
FS-01	Km0+750	1.0%	4.0%	1.0%	0.2%						6.2%
FS-05	Km16+846	1.0%	4.0%	4.0%	5.0%	9.0%					23.0%
FS-07	Km20+216	1.0%	4.0%	4.0%	4.0%	5.0%					18.0%
FS-12	Km31+758	1.0%	4.0%	4.0%	5.0%	9.0%	15.0%				38.0%
FS-16	Km43+867	1.0%	4.0%	4.0%	4.0%						13.0%
FS-13	Km32+546	1.0%	4.0%	4.0%	5.0%	8.0%					22.0%
FS-17	Km35+080	1.0%	4.0%	4.0%	4.0%	9.0%					22.0%
Polder 35/3											
DS-01	Km4+919	1.0%	4.0%	5.0%	1.0%					5.0%	16.0%
DS-02	Km24+856	1.0%	4.0%	5.0%	5.0%	9.0%	51.0%	6.0%	7.0%	5.0%	93.0%
DS-03	Km33+628	1.0%	4.0%	5.0%	5.0%	9.0%				5.0%	29.0%
DS-04	Km9+364	1.0%	3.0%	0.8%							4.8%
FS-06	Km16+779	1.0%	3.0%	0.5%							4.5%
FS-08	Km21+652	1.0%	4.0%	5.0%	5.0%	9.0%	16.0%			5.0%	45.0%
FS-10	Km27+200	1.0%	4.0%	5.0%	5.0%	9.0%				5.0%	29.0%
FS-09	Km26+450	1.0%	4.0%	5.0%	5.0%	9.0%	51.0%	6.0%	4.0%	5.0%	90.0%
FS-03	Km12+075	1.0%	4.0%	5.0%	0.5%						15.5%
FS-13	Km5+495	1.0%	4.0%	4.0%						5.0%	14.0%

Source: CHWE Monthly Progress Report, December 2017

3.1.1.5 Drainage Channel Excavation/Re-excavation

Background and Status Prior Quarter	Current Quarter update
There was no advance in the drainage channel excavation compared to the prior quarter due to the monsoons (Table 25).	Some progress as 14.0% of earthwork done compared to 13.0% at the end of the prior quarter.

Table 25: Excavation/Re-excavation of Drainage Channels in m³ and Ratio Length

Polder	Contract Length (km)	Contract Qty (000 m ³)	30 Sep 17 (000 m ³)	% Done	30 Sep 17 ratio length	% Done	31 Dec 17 (000 m ³)	% Done	31 Dec 17 ratio length	% Done
32	17.5	175.9	79.0	34.0%	5.2 kms	29.7%	79.0	34.0%	5.9 kms	33.7%
33	63.2	561.3	56.4	10.1%	4.0 kms	6.3%	69.3	12.3%	4.0 kms	6.3%
35/1	70.5	494.4	26.8	5.4%	1.7 kms	2.5%	26.8	5.4%	1.8 kms	2.5%
35/3	2.0	17.6	0	0.0%	0.0 kms	0.0%	0	0.0%	0.0 kms	0.0%
Total	153.2	1249.1	162.2	13.0%	10.9 kms	6.5%	175.1	14.0%	11.7 kms	7.0%

Source: Contractor (CHWE) Monthly Progress Report of September and December 2017.

3.1.1.6 Bank Protection Works

Bank protection works commenced in March 2017 with the placement of CC blocks in lieu of hard rock. Only 707 meters-equivalent² out of 7.7 kms of bank protection works are completed as of 31 December 2018 (13.0%), though this is up from 460 meters-equivalent as of 30 September 2017.

Table 26: Package 01 Bank Protection Works - Progress Compared to Target

Polder	Contract Length (kms)	Completed (equiv't kms) 30 Sep 2017	% of blocks placed 30 Sep 2017	Completed (equiv't kms) 31 Dec 2017	% of blocks placed 31 Dec 2017
Polder 32	2.000	0	0%	0	0%
Polder 33	1.700	0.460	26.9%	0.703	43.9%
Polder 35/1	1.500	0	0%	0.004	0.8%
Polder 35/3	2.500	0	0%	0	0%
Package 01 Total	7.700	0.460	8.2%	0.707	13.0%

Source: Contractor (CHWE) Monthly Progress Report of September and December 2017.

3.1.1.7 Slope Protection Works

Slope protection works depend on completion of the construction of embankments so work in this respect was expected to just get started in April 2017 per the Work Program in effect.

Table 27: Slope Protection Works - Progress Compared to Target

Sl	Polder	Length (kms)	Completed (kms) 30 Sep 2017	Completed (kms) 31 Dec 2017
1	Polder 32	3.275	0	0
2	Polder 33	6.030	0.09	0.10
3	Polder 35/1	11.750	0.02	0.05
4	Polder 35/3	0.900	0	0
	Package 01 Total	21.980	0.11	0.15

3.1.1.8 Status of Emergency Works (under BOQ item Environmental Mitigation Works)

The existing embankments at all four polders include locations where rapid deterioration occurred recently, or where damage increased over time so that these sections are in danger of being

² Meters-equivalent and kilometers-equivalent is calculated as the % of blocks placed times the kilometers to be done.

breached which would have threatened wholesale flooding of the polders during the monsoon season. While these conditions were not caused by the Project, the emergency works contingency funds come under BoQ item heading "Environmental Mitigation Works". They are, in fact, works to protect the population in the polders from flood damage until the permanent works are done.

To date, the DDCS&PMS Consultant had authorized emergency works as follows:

- 1st batch starting January 2016 25 locations
- 2nd batch Cyclone Roanu, May 2016 19 locations
- 3rd batch 2017 monsoon 61 locations (20 new locations added during July-Sep)
- 4th batch post-2017 monsoon 12 locations

New vulnerable sites are continually under assessment by a tripartite team comprising XEN, Engineer and Contractor. The Package 01 contractor worked on 24 emergency sites during the quarter, of which 19 were completed.

The total allocation for emergency works under the environmental mitigation provisional sum BoQ item is BDT 40 million, but day works are also being used to perform some of these works.

It is worth mentioning that at least some of the emergency works would not be needed if the Contractor's work progress was on schedule. It should be noted also that maintenance will not be carried out by BWDB until the polders are handed back over to GoB as these polders are now under the Project.

3.1.1.9 Nalian Closure Dam – Polder 32

Background and Status 30 Sep 2017	Status 31 Dec 2017
Survey works and measurement has been completed. Methodology for geotechnical investigation has been approved by the Engineer. Contractor is revising the preliminary design drawings it submitted on 18 March 2017 in line with Engineer's comments and will seek Engineer's consent to start the geotechnical investigation once the Engineer approves the drawings. Soil investigation has been completed. Report for Soil Investigation is being prepared.	Awaiting final design by Contractor. Nalian Dam work requires that DS-10 must be completed first and it stands at about 8% complete.

3.1.1.10 CC Block Production

Background and Status 30 Sep 2017	Status 31 Dec 2017
CC block production stood at 1.586 million as of 30 Sep 2017. This is 15.4 percent of the more than 10.3 million that must be produced. The number of CC blocks required has increased from the original 4.4 million given that the Contractor has opted to use CC blocks for bank protection works in lieu of hard rock (but at the unit rate of hard rock).	2.122 million CC blocks produced to date, meaning 536,000 blocks produced during the quarter, up from 446,000 in the prior quarter. This is 20.5 percent of total required.
Original plan was to have four automated CC block manufacturing machines. Five automated CC machines are functioning; the sixth just began production; the seventh machine is being installed.	Six automated CC block manufacturing machines are functioning; the seventh machine is being commissioned.

Each machine has a theoretical capacity of 3,000 blocks per day assuming 8-9 hours of operation. Where the manufacturing sites are close to communities, late evening operation is not acceptable due to noise levels, so the possibility of expanding hours of production is limited. From January through September 2017, the production rate for the five machines came to between 5000 and 5500 per day which is 33-37% of capacity. At this pace, with 7 machines operating, about 35 more months would be required to produce the required quantity and the required number of blocks could be produced only by February 2021. If the production attains 90% of the theoretical maximum of 21,000 blocks per day, then the target can be achieved by March 2019 at the earliest. This is still past the contract period.

The contractor has pointed to multiple constraints that have inhibited production that may allow for increased production going forward. Among these were lack of crushed aggregate (now less of a problem), lack of plates for CC block removal (recently delivered), and inadequate space for additional stockpiling (relief has come as bank protection work activity has used many blocks freeing up space). Given the special size of blocks required for bank protection works and the fact that some of the stockpile is not of this size, there remains a bottleneck here that must be resolved by expanding storage area and stepping up BPW activity and production of BPW sized blocks.

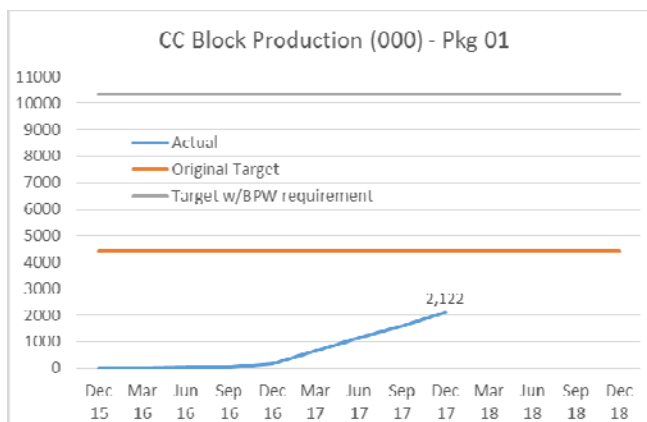


Table 28: Package 01 CC Block Production

S.N.	Polder Number	Estimated Quantity	Cumulative Total as of 30 Sep 2017	Production during Oct-Dec 2017				Cumulative Total as of 31 Dec 2017
				40x40x40 (cms)	40x40x20 (cms)	30x30x30 (cms)	40x40x30 (cms)	
1	32	2,398,658	304,899	13,345	64,591	0	0	382,835
2	33	2,207,125	441,536	77,936	53,409	64,474	0	637,355
3	35/1	4,310,990	451,908	79,283	36,364	73,625	0	641,180
4	35/3	1,412,594	387,832	40,534	973	10,777	0	435,491
	Total	10,329,367	1,586,175	211,098	155,337	148,876	0	2,096,861

Source: DDCS&PMSC Monthly Progress Report –September and December 2017

3.1.2 Outputs of A1: Rehabilitation and Improvement of Polders –Package 02

Background and Status 30 Sep 2017	Status 31 Dec 2017
<p>The Contractor is in the process of undertaking survey works and establishing his offices and work camps:</p> <p>Polder 39/2C – construction yard and camp construction sand filling done; ring dyke started.</p>	<p>Survey works and construction of block yards and offices/residences continue:</p> <p>Polder 39/2C – CC block yard A construction continues and 2 CC block machines being installed. CC block yards A1 and B continue under construction.</p> <p>Polder 40/2 – about 24% of centerline and cross-section survey done. Land acquired for campsite and material stock yard.</p>



Background and Status 30 Sep 2017	Status 31 Dec 2017
<p>Polder 41/1 – cross-section survey 16.1% complete (5.45 of 33.81 kms); scrubbing clearing for camp done; ring dyke constructed; temporary office leased.</p> <p>Polder 47/2 – 82.3% of cross-section survey done (14.45 of 17.55 kms); scrubbing and clearing for camp, ring dyke and jetty construction underway.</p> <p>Polder 48 – 30.9% of cross-section survey done (6.2 of 37.88 kms); pre-cast yard sand filling is 38% done; D/S 1 access road reinstated.</p> <p>Emergency works were taken up in two locations – one in Polder 41/1 which is 90% completed and another in Polder 47/2 which is underway.</p>	<p>Polder 41/1 – cross-section survey 49.5% complete (16.75 of 33.81 kms); construction of 2 CC block yards in progress with leveling and concreting; clearing and grubbing of 200m done for embankment trial section.</p> <p>Polder 47/2 – 100% of cross-section survey done; construction of 1 CC block yard in progress with leveling and concreting; completion of warehouse construction; clearing and grubbing of 50m done for embankment trial section.</p> <p>Polder 48 – 48.3% of cross-section survey done (18.20 of 38.08 kms); offices, labs, warehouses and camp completed.</p> <p>Emergency works have been completed at these two sites.</p>
<p>Selected concerns raised by the Contractor include:</p> <ul style="list-style-type: none"> • Handover of land for pre-cast yard A-1 • Work hindrance by local people • Visa arrangements • Borrow pits for the construction yards 	<p>Selected concerns raised by the Contractor include:</p> <ul style="list-style-type: none"> • Handover of land for pre-cast yard A-1 • Work hindrance by local people • Visa approval taking time • Borrow pits for the construction yards • Grubbing and clearing of embankment is hindered as tree-cutting and compensation by Employer not yet done. • Need for prompt approval by the Engineer of shop drawings and designs • Mobilization of adequate engineers and support staff to site • Sand filling is seriously delayed due to disagreements between sand filling supplier and tax administration of local government in Polder 40/2 & Polder 48.

3.1.3 Outputs of A1: Rehabilitation and Improvement of Polders –Package 03

Background and Status 30 Sep 2017	Status 31 Dec 2017
<p>Works package W-03 will comprise the remaining seven polders - 14/1, 15, 16, 17/1, 17/2, 23, 34/3. Modeling is essentially complete and the draft modeling report will be submitted in late 2017. The survey work for design and geotechnical investigations were complete during the quarter. The actual design work commenced in the July-September 2016 quarter and is about 25% complete, up from 20% in the prior quarter. The designs were agreed to be completed by 30 June 2017, but the Consultant has only one designer working on this so it is behind schedule.</p>	<p>No additional progress on design – remains at 25%.</p>

3.1.4 Output of A2: Social Afforestation and Community Mobilization

No physical progress as procurement for concerned NGOs is being re-started with Consultant Qualification Selection method, which will rely on DCs to nominate likely organizations which will then be invited to submit proposals according to the CQS method of procurement.

3.2 Outputs of Component B: Implementation of Social and Environmental Management Frameworks and Plans

3.2.1 Outputs of B1: Implementation of Social Action Plans

These services have not yet commenced.

3.2.2 Outputs of B2: Implementation of Social Management and Resettlement Policy Framework (SMRPF) and Resettlement Action Plans (RAPs)

3.2.2.1 RAP and LAP for Package 01

The RAP Team of DDCS&PMS Consultants commenced fieldwork in March 2015. The updated number of Project-Affected Households and Entitled Persons is presented in Tables 29 and 30 below.

Table 29: Number of Titled and Non-Titled Entities (excluding tenants and wage laborers) in Package 01 Polders

Category	Polder 32	Polder 33	Polder 35/1	Polder 35/3	Total
Titled	368	239	387	104	1,098
Non-titled	1,231	1,446	1,615	256	4,548
Total	1,599	1,685	2002	360	5,646

Source: RAP Team, IOL Survey in June 2017, DDCS&PMSC with update from September 2017 MPR.

Table 30: Breakdown of Non-Titled EPs by Polder and Category in Package 01

Category	Polder 32	Polder 33	Polder 35/1	Polder 35/3	Total
Squatters	1,231	1,446	1,615	256	4,548
Tenants	86	157	196	09	448
Wage Laborers	23	75	117	11	226
Total	1,340	1,678	1,928	276	5,222

Source: RAP Team, IOL Survey in June 2017, DDCS&PMSC with update from September 2017 MPR.

Implementation of the RAP for Package 01 has progressed as shown in the table below. A total of 82.4% of non-titled EPs have been compensated and 80% of these EPs (66% of all non-titled EPs) have relocated.

Table 31: Status of Relocation of Compensated EPs

Sl. No.	Status of relocation	Number of squatters relocated by polders as of 31 Dec 2017						as of 30 Sep 2017	
		P-32	P-33	P-35/1	P-35/3	Total	%	Total	%
1	Relocated on own land	458	514	548	126	1646	44%	1080	38%
2	Relocated on purchased land	91	26	252	42	411	11%	364	13%
3	Relocated on other's land	184	98	144	30	456	12%	289	10%
4	Relocated Temporarily at nearby area/Govt. land	159	186	147	22	514	13%	295	10%
5	Not yet relocated	330	302	112	10	754	20%	844	29%
6	Market Relocation	ongoing							
	Total	1222	1126	1203	230	3781	100%	2872	100%

Source: DDCS&PMS Consultant Monthly Progress Report, December 2017.

Group Relocation

A group relocation has been carried out at Uttar Kamarkhola of Polder-32. The name of the relocation site is Uttar Kamarkhola CEIP-1 Resettlement Village. LAP/RAP team is trying to convince more group relocation in other places of four Polders under Package 01, but so far this is the only group relocation.

Table 32: Summary Progress of LAP and RAP Implementation – Package 01

SN	Milestone Actions	Progress as of 30 Sep 17	Progress as of 31 Dec 17
1	Video recording of assets in the ROW	100%	100%
2	Joint Verification Survey	100%	100%
3	Photography of non-titled EPs	100%	100%
4	ID Card preparation for EPs	99% 5,164 of 5,222 EPs	99% 5,164 of 5,222 EPs
5	ID Card Issuance by XEN	98.2% 5,107 EPs	98.9% 5,164 EPs
6	ID Cards distribution	nr	nr
7	Collection of NID	nr	nr
8	Bank Account Opening for non-titled EPs	99% 5,164 of 5,222 EPs	99% 5,164 of 5,222 EPs
9	Focused group meetings	100%	100%
10	Land Acquisition Proposals sub'd to DC Khulna, Bagerhat	100% final	100% final
11	Notice issued under Section 6 by DC	3 polders (except Polder 35/1 & 5.87 ha of Polder 33)	4 polders Issued 15 Oct 2017, Polder 35/1. (5.87 ha of Polder 33 not done)
12	Notice issued under Section 7	2 polders (Polders 32 and 35/3)	3 polders (add Polder 33, except 5.87 ha)
13	Final land acquisition cost estimate	35/3 done; 32 & 33 under preparation	4 polders
14	Property Assessment Valuation Committee formed	100%	100%
15	PAVC assesses replacement value of assets	100%	100%
16	Grievance Redress Committee formed and approved by PD	100% Formed and now functioning; though expense issue inhibits meetings taking place	No change
17	No. of grievances received and their status	93 raised cumulatively; 20 resolved at source; 73 resolved by GRC; none pending	134 raised cumulatively; 20 resolved at source; 94 resolved by GRC; 20 pending
18	Compensation paid to Non-Titled EPs	2872 (1136 in Sep/Oct 16; 305 in Dec 16; 1431 in May 2017)	3748 (plus 33 electric poles)
19	Value of Compensation Paid to Non-Titled EPs	BDT 442,342,197	BDT 553,455,574
20	Value of Compensation Paid to titled EPs	BDT nil	BDT 69,125,364
21	Relocation status	2032 (out of 2872)	2994 (out of 3748)

Source: RAP Team and DDCS&PMSC Monthly Reports

Actual information on the required land for four polders under Package 1 as finalized after JVS and needed adjustments in alignment is given below.

Table 33: Land Requirement for Package-01

Polder No	Total length embankment (km)	Area to be Acquired (hectares)
32	49.50	50.65
33	52.50	16.81
35/1	62.50	40.03
35/3	40.05	24.81
Total	204.55	132.26

Source: RAP Team, DDCS&PMSC, Monthly Progress Report, December 2017

The status of land acquisition is provided in the next table. A Task Force was formed to expedite the land acquisition process for Package 01. This Task Force has aggressively pursued the handing over of land by the DCs and maintains liaison with the DC, Department of Forestry, Public Works Department and other stakeholders.

Table 34: Status of Land Acquisition – Package 01

Name of Polder	32	33	35/1	35/3	Remark
District	Khulna	Khulna	Bagerhat	Bagerhat	
Program for L.A. (ha)	50.65	16.81	40.03	24.81	
Proposal submitted to DC	29-Apr-15	3-Mar-15	28-Mar-15	28-Mar-15	
DLAC Approved	8-Jun-15	19-Mar-15	15-Apr-15	15-Apr-15	
Notice u/s 3 issued	10-Nov-15	12-Jul-15	27-Sep-15	14-Aug-15	
JVS completed	24-Dec-15	30-Sep-15	29-Sep-16	29-Sep-15	
Proposal sent to MoL	07-Apr-16	24-Dec-15	13-Apr-17	27-Jan-16	
MoL Approved	17-Aug-16	17-Aug-16	13-Jul-17	18-Apr-16	
Notice U/S-6	25-Nov-16	25-Nov-16	15-Oct-17	15-Aug-16	
Funds placed to DC (BDT million)	161.95	88.50	452.59	151.10	854.14 total
Notice U/S-7	30-Aug-17	10-Sep-17	Not yet done	27-Aug-17	
Present status	Possession received	Possession received (10.94). Issuance of notices U/S-3 (5.87) under process.	Preparation of notices U/S-7 and estimates done. 9.86 ha land under process in new acquisition.	Possession received	

Source: RAP Team, DDCS&PMSC, Monthly Progress Report, December 2017

The DDCS&PMS Consultants have undertaken a substantial consultative process as evidenced by the number of consultations they have reported as of 30 September 2017 (update not available for June 2017). All groups have received four or more rounds of consultation so far and the consultations continue.

Table 35: Focus Group Formation and Number of Meetings-Package 01

Polder No.	Status on 30 Sep 2017		Status on 31 Dec 2017	
	Focus Groups Formed	Focus Group Discussions	Focus Groups Formed	Focus Group Discussions
32	68	486	68	612
33	63	438	63	693
35/1	75	541	88	880
35/3	15	150	18	216
Total	221	1,615	237	2,401

Source: RAP Team, DDCS&PMSC, email correspondence, February 2018

The rounds of consultations follow a logical progression in their content as described below.

<p>Agenda of 1st Round FGD Meeting</p> <ol style="list-style-type: none"> 1. Group Formation 2. Selection Member of FGD Committee 3. Select Designation of committee members 4. Describe objectives of FGD 5. Describe objectives of Project 6. Responsibility of Committee Member 7. Approximate date of next Meeting 	<p>Agenda of 3rd Round FGD Meeting</p> <ol style="list-style-type: none"> 1. EP ID Card preparation 2. Information Booklet distribution and reading out policies in the meeting 3. Procedure of payment from BWDB and required documents for payment
<p>Agenda of 2nd Round FGD Meeting</p> <ol style="list-style-type: none"> 1. Photography of EPs 2. Bank Account Opening 3. Collection of certificate from LGIs, NID, Trade License and other papers 	<p>Agenda of 4th Round FGD Meeting</p> <ol style="list-style-type: none"> 1. Timeline of the project and relocation requirements after payment 2. Search alternative location from now for relocated by themselves after displacement 3. Limitation of the project in providing relocation sites 4. Encouraging displaced people to be relocated in a cluster manner

Background & Status 30 Sep 2017	Status 31 Dec 2017
<p>Shortly after their formation, the PRAC have been only modestly active since their work is entirely voluntary and no transport allowance or meeting allowance is being provided.</p> <p><u>Background:</u> The <u>relocation planning and livelihood restoration program</u> have not been given adequate or early enough attention. The 1441 EPs given compensation in the first two payment rounds began to vacate the project area in October 2016 and now almost all of that group have done so. However, it was not until months later that there has been any assistance or pre-screening of possible sites for relocation as the Physical Relocation Assistance Committees (PRAC) were formed in November 2016 and only became functional in January 2017.</p>	<p>Relocation planning and livelihood restoration need more attention. PRAC meeting allowance issue to be resolved.</p>
<p>Group relocation has taken place in one instance only in Package 01. This is in Polder 32, Kamarkhola (22+500 previous location). Twelve (12) EPs relocated together to 22+000.</p> <p><u>Background:</u> People have not agreed for cluster or group relocation so far despite the offer of community amenities; this is reportedly due to several reasons including kinship ties with the host villages, mal-adjustment/mismatch with the neighboring people and scarcity of suitable land for group relocation.</p>	<p>Only one group has elected group relocation.</p>

Background & Status 30 Sep 2017	Status 31 Dec 2017
The availability of contiguous stretches of land continues to be a concern, even though 71% of <u>compensated</u> squatters have already vacated the ROW. The percent of all squatters (compensated or not) that have vacated the ROW is 45%.	80% of <u>compensated</u> squatters have already vacated the ROW. The percent of all squatters (compensated or not) that have vacated the ROW is 66%.
Payments to titled landowners not yet commenced, though PMU has transferred large sums for this purpose. Notice under section 7 has been issued during the current quarter for Polders 32, 33 and 35/1. <u>Background:</u> Funds for land acquisition (from titled owners) have been deposited with the DCs in the amount of BDT 480.625 million, with BDT 280.625 million paid in 2016 and BDT 200.000 million in June 2017. Onward payment to the land owners has not yet commenced.	Payment to 43 titled landowners has been made in the amount of BDT 69,125,364. Cumulatively, PMU has deposited a sum of 854.14 million BDT with the DCs for land acquisition.
Payment of compensation to the remaining 37% of squatters remains to be done and is planned to be completed by December 2017, with Package 01 polders to be vacated 30 days thereafter.	Payment of compensation to 17.6% of squatters (800 nos. of non-titled EPs) remains to be done.

Grievances

A total of 134 grievances have been raised in the Package 01 area to date; 20 of these have been resolved on the spot and 114 were submitted to the Grievance Redress Committee (GRC). Of these, 94 have been resolved by the GRC and 20 are still under investigation. The figure below shows the cumulative progression by quarter.

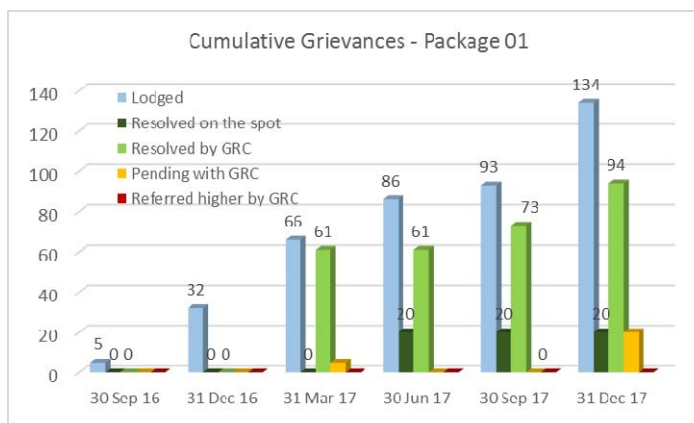


Figure 5: Cumulative Grievances – Package 01

Labor Influx

The types of site works are defined in the Contract. The works require both skilled and unskilled labor and the skilled labor spans many levels – from tradespersons to highly experience senior professionals. The policy of the Project is to first maximize the use of local staff and when skills are not available locally, to draw as much as possible from the district, then from Bangladesh and finally from overseas. The Contractor has been asked to report on the breakdown of such staff and is being guided to align his hiring to maximize use of local staff.

Camps generally have no more than 20 or so foreign workers and 20 or so national workers and these are in self-contained compounds apart from communities. A given polder may have more than one camp. Of the approximately 1400 persons working on the project at peak times, the total population that stays in work camps is approximately as follows (varies over time):

- Polder 32 – 60 persons

- Polder 33 – 90 persons
- Polder 35/1 – 50 persons
- Polder 35/3 – 50 persons

This represents less than 20% of the work force. Most laborers are unskilled and temporary workers, with virtually no unskilled workers coming from outside a polder. The Engineer's site staff visit all compounds and offices buildings of Contractor in each polder and talk with the community leaders. So far, no cases of frictions and complaints due to labor influx has been observed, though this continues to be monitored.

As of 31 December 2017, there are 1121 laborers in Package 01 and the labor profile is as follows:

- Gender – 1111 male, 10 female
- Skill Level – 397 skilled, 197 semi-skilled and 532 unskilled
- Origin – 971 from same or adjoining district, 0 from other districts, 150 from abroad

A detailed labor influx report is available in the monthly progress reports of the DDCS&PMS Consultants.

3.2.2.2 RAP and LAP for Package 02

Background and Status Prior Quarter	Current Quarter update
<p>A draft RAP was first submitted to PMU for comments and observation in the January-March 2016 quarter and has now been finalized and submitted to the World Bank in February 2017. The census and initial Inventory of Losses (IOL) was conducted in 2015, but a revised LAP was prepared so the IOL was updated as required by the TOR before implementing the RAP. Field level updating of the inventory started in June 2016 and was completed in January 2017. The RAP was submitted to the World Bank through the PMU office and clearance obtained from the Bank's Regional Safeguards Advisor (RSA).</p> <p>Total number of entities identified during census and IOL in 2015 was 7103. A total of 6693 entities were identified during updating census and IOL survey on private and public land which took place from June 2016 through September 2017.</p>	No change

Table 36: Status of Land Acquisition – Package 02

Sl	Name of Polder	District	Program for L.A. (ha)	Proposal submitted to DC	Approved		Notice u/s 3 issued	JVS completed	31 Dec 2017 Status
					DLAC	MoL			
1	39/2C	Pirojpur & Jhalokhati	115.95	10 Oct 16	16 Mar 17 & 30 Nov 16	Nov 17 Jhalokhati; Dec 17 Pirojpur	9 Apr 17 & 27 Feb 17	Nov 2017 in Pirojpur; 22 Oct 16 for 3 mouzas of Jhalokhati	Approved by MOL Dec 17
2	40/2	Barguna	12.45	06 Oct 16	27 Mar 17		4 May 17	17 May 17	Submitted to MOL for approval 20 Jul 17; processing to forward to PM Office
3	41/1	Barguna	8.35	06 Oct 16	27 Mar 17		4 May 17	28 Mar 17	Submitted to MOL for approval 27 Jul 17; processing to forward to PM Office

SI	Name of Polder	District	Program for L.A. (ha)	Proposal submitted to DC	Approved		Notice u/s 3 issued	JVS completed	31 Dec 2017 Status
					DLAC	MoL			
4	43/2C	Patuakhali	14.66	30 Aug 16					Feasibility assessment in process. Waiting for DLAC.
5	47/2	Patuakhali	2.31	28 Aug 16	23 Mar 17		2 May 17	17 Oct 16	Submitted to MOL for approval 04 Jun 17; processing to forward to PM Office
6	48	Patuakhali	0.90	28 Aug 16	23 Mar 17		2 May 17	16 Oct 16	Submitted to MOL for approval 03 Aug 17; processing to forward to PM Office
Total			154.62	154.62	139.96	115.95	139.96		

Source: RAP Team, DDCS&PMSC, Monthly Progress Report, December 2017

Table 37: Number of EP Households – Package 02

Polder No	Total Surveyed HHs	Private Land	Squatter	Tenants (GOB land)			Wage laborers (GOB land)
				Commercial	Residential	Total	
39/2	1,540	1,489	51	27	06	33	28
40/2	1,910	200	1,710	398	17	415	103
41/1	924	20	904	66	04	70	11
43/2	646	47	599	117	10	127	22
47/2	181	16	165	07	00	07	01
48	1,492	05	1,487	200	27	227	234
Total	6,693	1,777	4,916	815	64	879	399

Source: RAP Consultants, Monthly Progress Report of DDCS&PMS Consultants, September and December 2017

In an earlier quarter, property valuation surveys were conducted and Mouza rates (Government-declared rate for land) were collected from concerned Sub-Registrar's office for ascertaining replacement cost of the land, structure and trees.

All Focus Groups have been formed and discussions started. The Bengali language information brochure has been distributed.

Table 38: Focus Group Formation and Meetings-Package 02

Polder	FGD Target	FGD Formed	FGD Meetings as of 30 Sep 2017	FGD Meetings as of 31 Dec 2017
39/2C	32	32	60	74
40/2	57	57	175	190
41/1	38	38	142	157
43/2C	31	31	110	134
47/2C	09	09	29	46
48	60	60	185	204
Total	227	227	701	805

Source: RAP Consultant's Monthly Progress Report, September and December 2017

A Tribal People's Development Plan (TPDP) for the Rakhine Community at polder 48 has been prepared and submitted to the World Bank in early 2017. Throughout the CEIP-1 polders, Tribal Peoples are found only at Polder 48, Gora-Amkhola village of Lotachapli union under Kalapara Upazila in Patuakhali District. Rakhine people are affected due to loss of structure i.e. toilets, kitchen, stair, etc. and some trees on BWDB land. A total of 60 persons of the Rakhine community comprising 19 HHs will be affected by the project implementation activities with average HH size of 3.75 persons. The table below presents affected HHs and people in various categories of losses.

Table 39: Project-Affected Rakhine People

Category of Impact	Affected HHS	Project Affected Persons (Nos.)			PAPs in %
		Both Sexes	Male	Female	
Residential (with/without land)	11	44	23	21	73
Commercial (with/without land)	3	6	3	3	10
Only Tree (with/without land)	1	3	2	1	5
Others (HHS losing only secondary structure)	4	7	4	3	13
Total	19	60	32	28	100

Source: MIS & Field Level Latest Status until February 2017, RAP Team

It is interesting to note that although traditionally Rakhine tribal families are generally headed by the mother, these families are now male-headed.

Table 40: Summary Progress of LAP and RAP Implementation – Package 02

SN	Milestone Actions	Progress as of 30 Sep 2017	Progress as of 31 Dec 2017
1	RAP overall	Concurred by WB RSA and being updated based on final LAPs.	Same
2	LAP overall	Notice u/s 3 issued for all but 43/2C	Same
3	Census	Done	Done
4	IOL Survey	100% of 2 nd up-date done based on updated LAPs	Done
5	Video recording of assets in ROW	Done	Done
6	Market survey	Done	Done
7	Mouza maps collected	Done	Done
8	Land survey per designed alignment	Done	Done
9	PAVC formed	5 polders done (39/2C not yet done)	6 polders done. PAVC met in 40/2, 41/1, 47/2 and 48 and rate for structures finalized for 47/2 and 48.
10	GRC formed	6 polders done (all 21 GRCs) 39/2C – 9 nos. 40/2 – 3 nos. 41/1 – 3 nos. 42/3C – 2 nos. 47/2 – 1 no. 48 – 3 nos.	Done
11	GRCs functional	Not yet oriented/ trained; 1 st meeting not yet conducted	Same.
12	PRAC formed	Not yet.	Not yet.

Source: RAP Team, DDCS&PMSC Monthly Progress Report, September and December 2017

Table 41: Status of ID Preparation for EPs of Package 02

Polders	Number of affected HHS losing structure on private and GOB land	Non-Titled EPs (nos.)	Photograph taken of the EPs (nos.)	ID Card Preparation	Opening Bank Account	Collection of National ID cards	Certificates from LG offices collected
0	1	2	3	4	5	6	7
39/2C	1540	51	50	50	50	50	50
40/2	1910	1710	1660	1660	1660	1660	1660
41/1	924	904	850	850	850	850	850
43/2c	646	599	580	580	580	580	580

Polders	Number of affected HHs losing structure on private and GOB land	Non-Titled EPs (nos.)	Photograph taken of the EPs (nos.)	ID Card Preparation	Opening Bank Account	Collection of National ID cards	Certificates from LG offices collected
0	1	2	3	4	5	6	7
47/2	181	165	151	151	151	151	151
48	1492	1487	1364	1356	1364	1364	1364
Total	6693	4916	4655	4647	4655	4655	4655
% Done, Oct-Dec 2017 Quarter			95%	95%	95%	95%	95%
% Done, Prior Jul-Sep 2017 Quarter			95%	95%	95%	95%	95%

Source: RAP Team, DDCS&PMSC, email correspondence February 2018

Labor Influx

As of 31 December 2017, there are 411 laborers in Package 02 and the labor profile is as follows:

- Gender – 409 male, 2 female
- Skill Level – 68 skilled, 243 semi-skilled and 100 unskilled
- Origin – 346 from same or adjoining district, 0 from other districts, 65 from abroad
- Age – 173 are 18-25 years old, 238 are 25-50 years old, and 0 are above 50 years old

A detailed labor influx report is available in the monthly progress reports of the DDCS&PMS Consultants.

3.2.2.3 RAP and LAP for Package 03

Background and Status Prior Quarter	Current Quarter update
<p>The RAP/LAP team has collected records and information on previously acquired lands for all seven polders from the DC offices of Khulna, Satkira and Bagerhat. Almost 80% of mouza maps have been procured from the office of Director Land Records and the DC office Khulna – up from 50% in the prior quarter.</p> <p>Given the finalization of the alignment by the Engineering Team, the RAP team has completed the household numbering and IOL survey in all seven polders.</p>	<p>LAP for Polder- 17/1 & 17/2 prepared by RAP subconsultants and under review by DDCS & PMS consultant.</p> <p>LAP for Polder- 34/3 under review by DDCS&PMSC and LAP for Polder- 16 & 23 under preparation.</p>

3.2.3 Outputs of B3: Implementation of EMF and EMPs

3.2.3.1 Status of Submission and Review of Draft EIA Reports for Packages 1, 2 and 3

Background and Status Prior Quarter	Current Quarter update
<p>Package 1 EIAs have been prepared for all Package 01 polders in May 2013 and these have been approved by the World Bank.</p>	Done.
<p>Environmental Clearance Certificates (ECC) for Package 01 have been issued by the Department of Environment on 08 Oct 2015 and must be renewed annually. The renewal request was made on 20 October 2016 via letter to the Director, DOE, Khulna Division and Bagerhat DOE District Office with copy to the Director General DOE headquarters in Dhaka. Renewed ECC has not yet been received. Jurisdictional issues have arisen with Districts level DOE claiming that renewal should be done at the district level. The project works with 6 districts and this will complicate the process of renewal every year.</p>	A request was prepared to the central Dhaka DOE office that they continue to issue ECC renewals for CEIP-1 covering all packages

Background and Status Prior Quarter	Current Quarter update
On <u>supplemental EIA report for Additional Bank Protection Works</u> of Package 01 polders, comments from WB have been received. The DDSC & PMS Consultants have been working to address these comments.	Same.
<u>Package 2 EIAs</u> were first done in draft in 2015 and these have been further elaborated through iterative reviews of PMU, M&E Consultants, IPOE and World Bank. IPOE for Environment, Water Management gave concurrence on February 6, 2017. Submitted to WB and approved in March 2017. The PMU disclosed the final version of the EIA reports on March 6, 2017 in the BWDB website after receiving the approval from the World Bank.	Done.
For <u>Package 3 EIAs</u> , CEGIS of DDCS&PMS Consultant has been considering all the comments received on the model EIA for Polder 34/3 to prepare remaining six EIAs of the Package 03. All the 7 EIAs of package W-3 are planned to be accomplished by March 2018.	On Package 03, EIA team has been addressing the comments of WB on the model EIA for Polder 34/3. On 27 and 31 December 2017, respectively, the DDCS&PMS Consultants submitted the EIA for Polder 16 and 17/1 to PMU. Polder 16 EIA was forwarded to IPOE and World Bank for review on 28 December 2017.

Table 42: Status of EIA Preparation

Pkg No	Polder	Field investigation status	Draft to PMU	Comment from PMU/ M&E*	Draft to WB	Comment from WB	Actual Date Final Draft to WB	Target Date for Final Draft to WB	WB concurs	DoE Issues First Annual ECC
1	32,33, 35/1, 35/3	Done					May & June 2013		Yes	08 Oct 2015
2	39/2C, 40/2, 41/1, 43/2C, 47/2, 48	Done	13 Sep 15 to 03 Feb 16	02 Nov 15	03 Nov 15 to 29 Sep 16	17 Nov 15 to 12 Jun 16	05 Feb 17	Aug 2016	Yes Mar 2017	07 Mar 2017
3	14/1 15 16 17/1 17/2 23 34/3	Done	34/3 model EIA submitted 30 March 2017; P-16 and P-17/1 submitted 27&31 Dec 2017	Comments provided April 2017	34/3 model EIA submitted 30 March 2017	Comments provided 11 May 2017 and again Aug 2017	Jun 2017 for 34/3	Mar 2018		

Source: PMU, DDCS&PMSC and M&E Consultant records

3.2.3.2 Status of Environmental Action Plan (EAP) and C-ESMP

Background and Status Prior Quarter	Current Quarter update
The revised polder-specific EAPs of Package 01 Contractor were submitted to PMU by the DDCS&PMS Consultants on 9 July 2017 and forwarded to the World Bank.	The Contractor routinely reports compliance with the EAP and the DDCS&PMS Consultants, PMU staff and M&E Consultants

Background and Status Prior Quarter	Current Quarter update
The Contractor routinely reports compliance with the EAP and the DDCS&PMS Consultants, PMU staff and M&E Consultants review EAP reporting and monitor compliance.	review EAP reporting and monitor compliance. During the reporting quarter Contractor has submitted the updated EAPs of the 4 Polders of Package 01.
44 training events on environment were delivered by the Package 01 contractor during the quarter covering 333 persons.	2,701 participants were provided environmental, health and safety training by the Package 01 Contractor during the quarter (allowing double-counting of persons trained more than once).
The Package 02 Contractor submitted a draft Contractor Environmental and Social Management Plan (C-ESMP) in June 2017 and after some revisions it was provisionally approved by the DDCS&PMS Consultant in his capacity as Engineer. Compliance being monitored.	During the reporting period the Contractor of Package 02 submitted more detailed C-ESMPs of all 6 Polders and these are under review.

3.2.3.3 Environmental Training

The training that has taken place during calendar year 2017 is as shown in the table below.

Table 43: Number of Package 01 Participants (Staff and Workers) Receiving Environmental Training During 2017

Polder	Jan	Feb	Mar	Apr	May	Jun	Jul	Aug	Sep	Oct	Nov	Dec	2017 Total
32	176	183	169	183	169	183	169	215	215	176	169	158	2,165
33	197	190	197	190	192	190	197	163	192	190	197	176	2,271
35/1	259	245	259	245	259	245	263	197	222	263	280	341	3,078
35/3	281	281	281	259	281	259	281	323	269	269	247	235	3,266
Total	913	899	906	877	901	877	910	898	898	898	893	910	10,780

Source: CHWE, Package 01 Contractor, Training Report, January 2018

N.B.: The figures allow for double-counting wherein one person may have been trained more than once as would be the case for refresher training or training in additional topics.

3.2.3.4 Bi-Annual Environmental Monitoring Report

Background and Status Prior Quarter	Current Quarter update
Bi-Annual Environmental Monitoring Report #3 for January-June 2017 was submitted on time. Comments were received from the WB on 05 October 2017 and these are being addressed. The report is routinely prepared through a collaboration of PMU, M&E Consultants and DDCS&PMS Consultants.	No report due.

3.2.3.5 Field-Level Environmental Compliance

Background and Status Prior Quarter	Current Quarter update
Environmental compliance monitoring has been carried out during the reporting period from a variety of agencies such as	Environmental awareness and compliance continue to improve,

<p>KUET (hired by contractor of Package 1 to monitor Environmental Compliances and guide them on environmental compliance issues), DDSC&PMS Consultants, PMU and M&E Consultants. KUET, on behalf of the Contractor, has been submitting the EMP compliance implementation and monitoring reports twice in a month to DDSC&PMS Consultants. Those reports have been reviewed and guidance provided by the DDSC&PMS Consultants, PMU and M&E Consultants to improve the implementation and monitoring of the EMP by the contractor.</p> <p>The monitoring from different agencies found that Environmental compliance and awareness have improved substantially as evidenced by increased use of PPE, improved facilities, signage, erection of protective fencing, existence of documentation, and training etc.</p>	<p>though areas of non-compliance continue to be found during field visits.</p>
--	---

3.2.3.6 Annual Environmental Audit

Background and Status Prior Quarter	Current Quarter update
Annual Environmental Audit #1 covering January –December 2016 was submitted as required on 7 February 2017.	The TOR for Audit #2 covering the period January-December 2017 was drafted and shared with the PMU.

3.2.3.7 Environmental Field Visits Conducted

During this reporting period, a number of field visits was undertaken by the DDSC&PMS Consultants, the PMU and the Third Party M&E Consultants focused on environmental issues as summarized below. These special field missions are in addition to routine general monitoring and support.

SI	Field visit by Environmental Personnel	Number of field visits during the reporting quarter	Objective of the field visit
1	DDSC&PMSC	3	Observation, Supervision and monitoring of environmental compliances issues and accompany WB mission to carry forward the recommendations
2	PMU	3	Observation, Supervision and monitoring of environmental compliances issues and accompany WB mission to carry forward the recommendations
3	3 rd Party M&E Consultants	1	Observation of environmental compliance at various work sites in Package 1 areas and accompany WB mission to capture lessons and improve practices.

3.2.3.8 Status of Afforestation

Afforestation work has not yet commenced. The evaluation of nominated NGOs has commenced based on nominations by DCs for 4 of the 5 packages. Targets are reported in the table below, based on the Additional Tasks Assigned section of the Volume III: Afforestation Report of March 2013.

Table 44: Afforestation Targets

SL No.	Polder No.	Afforestation (ha)
1	32	35.4
2	33	41.7
3	35/1	25.8
4	35/3	20.94
	Package 01	123.84
5	39/2C	11.27
6	40/2	17.06
7	41/1	19.81
8	43/2C	13.43
9	47/2	9.73
10	48	16.89
	Package 02	88.19
11	14/1	17.37
12	15	6.02
13	16	24
14	17/1	29.53
15	17/2	8.45
16	23	19.04
17	34/3	12.48
	Package 03	116.89
	Total	328.92

Source: Afforestation Report, March 2013

3.3 Outputs of Component C: Construction Supervision, Project Monitoring and Evaluation and Coastal Zone Monitoring

3.3.1 Outputs of C1: Detailed Design and Construction Supervision of Package 01

3.3.1.1 Design Status of Package 01

All detailed designs have been completed for package 01 works in earlier quarters, based on modeling that determined the design parameters as well as geotechnical surveys and investigations. Revisions are being made as needed based on field conditions.

3.3.1.2 Preparation of Bidding Documents for Package 01

Bid Documents were completed in 2015 and the Contractor has commenced services on 26 January 2016.

3.3.1.3 Construction Supervision for Package 01

The completed and ongoing construction works are shown in section 3.1.1. The DDCCS&PMSC is undertaking the required site supervision activities. Overall a construction site supervision system is operational and being improved. The Contractor submitted a revised quality assurance manual in early 2016.

3.3.2 Outputs of C1: Detailed Design and Construction Supervision of Package 02

3.3.2.1 Design Status of Package 02

The status of design of the various elements of the works are summarized in the tables that follow. Percentage completion has been roughly estimated based on the stage of the design in the process of preparation and approval.

Table 45: Status of Design for Package 02

SI No.	Polder	Embankment (Km)			Drainage Channel (Km)			Drainage Sluice (No.)			Flushing Sluice (No.)			River Bank Protection Works (Km)		
		Target	Achievement		Target	Achievement		Target	Achievement		Target	Achievement		Target	Achievement	
			Design Prepared	Design Approved		Design Prepared	Design Approved		Design Prepared	Design Approved		Design Prepared (*)	Design Approved		Design Prepared	Design Approved
1.	39/2C	59.25	59.25	59.25	54.23	54.23	54.23	13	13	13	20	20	20	3.50	3.50	3.50
2.	40/2	34.40	34.40	34.40	32.56	32.56	32.56	9	9	9	11	11	11	-	-	-
3.	41/1	33.81	33.81	33.81	30.16	30.16	30.16	10	10	10	16	16	16	0.875	0.875	0.87
4.	43/2C	25.70	25.70	25.70	28.25	28.25	28.25	8	8	8	15	15	15	0.500	0.500	0.50
5.	47/2	17.55	17.55	17.55	9.70	9.70	9.70	4	4	4	5	5	5	0.520	0.520	0.52
6.	48	38.00	38.00	38.00	33.10	33.10	33.10	6	6	6	3	3	3	-	-	-
Total 31 Dec 17		208.71	208.71	208.71	188.0	188.0	188.0	50	50	50	70	70	70	5.395	5.395	5.395
Total 30 Sep 17		208.71	208.71	208.71	188.0	188.0	188.0	50	50	50	71	71	69	5.395	5.395	5.395

SI No.	Polder	Embankment Slope Protection Works (km)			Flood Wall (Km)			Paved Road (Km)			Closure (No.)			Gates & Hoists					
		Target	Achievement		Target	Achievement		Target	Achievement		Target	Achievement		Drainage Sluice (No.)			Flushing Sluice (No.)		
			Design Prepared	Design Approved		Design Prepared (**)	Design Approved		Design Prepared	Design Approved		Design Prepared (**)	Design Approved	Target	Design Prepared (***)	Design Approved	Target	Design Prepared (***)	Design Approved
1.	39/2C	4.000	4.000	4.000	1.95	-	-	11.04	11.04	11.04	8	8	-	1	1	1	1	1	1
2.	40/2	1.137	1.137	1.137	8.30	8.30	-	5.40	5.40	5.40	-	-	-	1	1	1	1	1	1
3.	41/1	-	-	-	7.15	-	-	21.35	21.35	21.35	-	-	-	1	1	1	1	1	1
4.	43/2C	0.261	0.261	0.261	-	-	-	5.50	5.50	5.50	-	-	-	1	1	1	1	1	1
5.	47/2	-	-	-	-	-	-	-	-	-	-	-	-	1	1	1	1	1	1
6.	48	3.989	3.989	3.989	-	-	-	7.00	7.00	7.00	-	-	-	1	1	1	1	1	1
Total 31 Dec 17		9.387	9.387	9.387	17.40	8.30	-	50.29	50.29	50.29	8	8	-	6	6	6	6	6	6
Total 30 Sep 17		9.387	9.387	9.387	17.40	8.30	-	50.29	50.29	50.29	8	8	-	6	6	6	6	6	6

Source: DCS&PMS Consultant

Notes:

- (*) Typical design of Flushing Sluice with classified locations have been identified and preparation of detailed design are in progress
- (**) The contractor shall design and prepare final drawings for each closure and submit to the Engineer for approval.
- (***) Typical Gate Design prepared for these polders.

3.3.2.2 Preparation of Bidding Documents for Package 02

Bid documents for Package 02 were completed and issued on 04 December 2015 and bids were evaluated in 2016. Notice of award was issued on 15 December 2016 and contract was signed on 08 March 2017.

3.3.2.3 Construction Supervision for Package 02

Contractor mobilized in June 2017 and started surveying work and establishment of camps and stockyards. DDCS&PMS Consultants reviewed and approved site layouts and supervised emergency works in two polders.

3.3.3 Outputs of C1: Detailed Design and Construction Supervision of Package 03

3.3.3.1 Design Status of Package 03

Modeling for detailed design is now complete with frequency analysis of wave height for cyclonic waves, wind data analysis, computation of embankment crest level, etc. Survey work is fully completed. Design is estimated to be about 25% as of 31 December 2017, unchanged from 30 September 2017.

Table 46: Status of Design for Package 03

SI No.	Polder	Embankment (Km)			Drainage Channel (Km)			Drainage Sluice (No.)			Flushing Sluice (No.)			River Bank Protection Works (Km)		
		Target	Achievement		Target	Achievement		Target	Achievement		Target	Achievement		Target	Achievement	
			Design Prepared	Design Approved		Design Prepared	Design Approved		Design Prepared	Design Approved		Design Prepared	Design Approved		Design Prepared	Design Approved
1.	14/1	31.25	31.25	-	13.23	-	-	5	-	-	4	-	-	1.00	-	-
2.	15	30.50	30.50	-	15.44	-	-	4	-	-	4	-	-	0.10	-	-
3.	16	45.00	45.00	-	47.90	-	-	15	-	-	10	-	-	0.30	-	-
4.	17/1	38.50	38.50	-	35.80	-	-	10	9	-	Nil	-	-	-	-	-
5.	17/2	11.00	11.00	-	12.40	-	-	3	3	-	Nil	-	-	0.25	-	-
6.	23	37.00	37.00	-	31.50	-	-	12	12	-	12	-	-	Nil	-	-
7.	34/3	17.00	17.00	-	11.10	-	-	3	3	-	6	-	-	Nil	-	-
Total 31 Dec 17		210.25	210.25	-	167.37	-	-	52	27	-	36	-	-	1.65	-	-
Total 30 Sep 17		210.25	210.25	-	167.37	-	-	52	27	-	36	-	-	1.65	-	-

SI No.	Polder	Embankment Slope Protection Works (km)			Closure (No.)			Gates & Hoists					
		Target	Achievement		Target	Achievement		Drainage Sluice (No.)			Flushing Sluice (No.)		
			Design Prepared	Design Approved		Design Prepared (**)	Design Approved	Target	Design Prepared (***)	Design Approved	Target	Design Prepared (***)	Design Approved
1.	14/1	6.86	-	-				1	-	-	1	-	-
2.	15	4.44	-	-				1	-	-	1	-	-
3.	16	1.00	-	-				1	-	-	1	-	-
4.	17/1	-	-	-				1	-	-	Nil	-	-
5.	17/2	Nil	-	-				1	-	-	Nil	-	-
6.	23	3.00	-	-				1	-	-	1	-	-
7.	34/3	Nil	-	-				1	-	-	1	-	-
Total 31 Dec 17		15.30	-	-				7	-	-	5	-	-
Total 30 Sep 17		15.30	-	-				7	-	-	5	-	-

Source: DCS&PMS Consultant

3.3.3.2 Preparation of Bidding Documents for Package 03

Progress of this task as of 31 December 2017 remains about 20% complete for the last four quarters. This work involves:

- i. Preparation of Bidding Documents for Package-3 commenced by taking into account the lessons learned from Package-1 and Package-2;
- ii. Updating of Technical Specification for the Bidding Documents of Package-3 is going on based on lessons learned from the bidding documents of Package-2.

3.3.3.3 Construction Supervision for Package 03

No activities as contract for Package 03 has not yet commenced.

3.3.4 Outputs of C2: Third Party Monitoring and Evaluation of Project

Key accomplishments October-December 2017 include:

- Participated in the World Bank Environmental Safeguards mission in November 2017.
- Prepared the 8th Quarterly Progress Report
- Made field visits for monitoring of implementation, safeguards compliance and consultation with PAPs.
- Advanced the development of the web-based PMIS and conducted a briefing at the World Bank

Achievement Compared to Plan

The M&E Consultants' partial Work Plan for the period 01 November 2015 to 31 December 2018 (abbreviated to focus on near-term) is depicted in the figure below. The services are generally on schedule, though the consultative process surrounding the finalization of the Comprehensive M&E Framework and Strategy and survey instruments has meant a delay in the start of the baseline survey work and the lag between Package 01 and 02 necessitates a second baseline be undertaken.

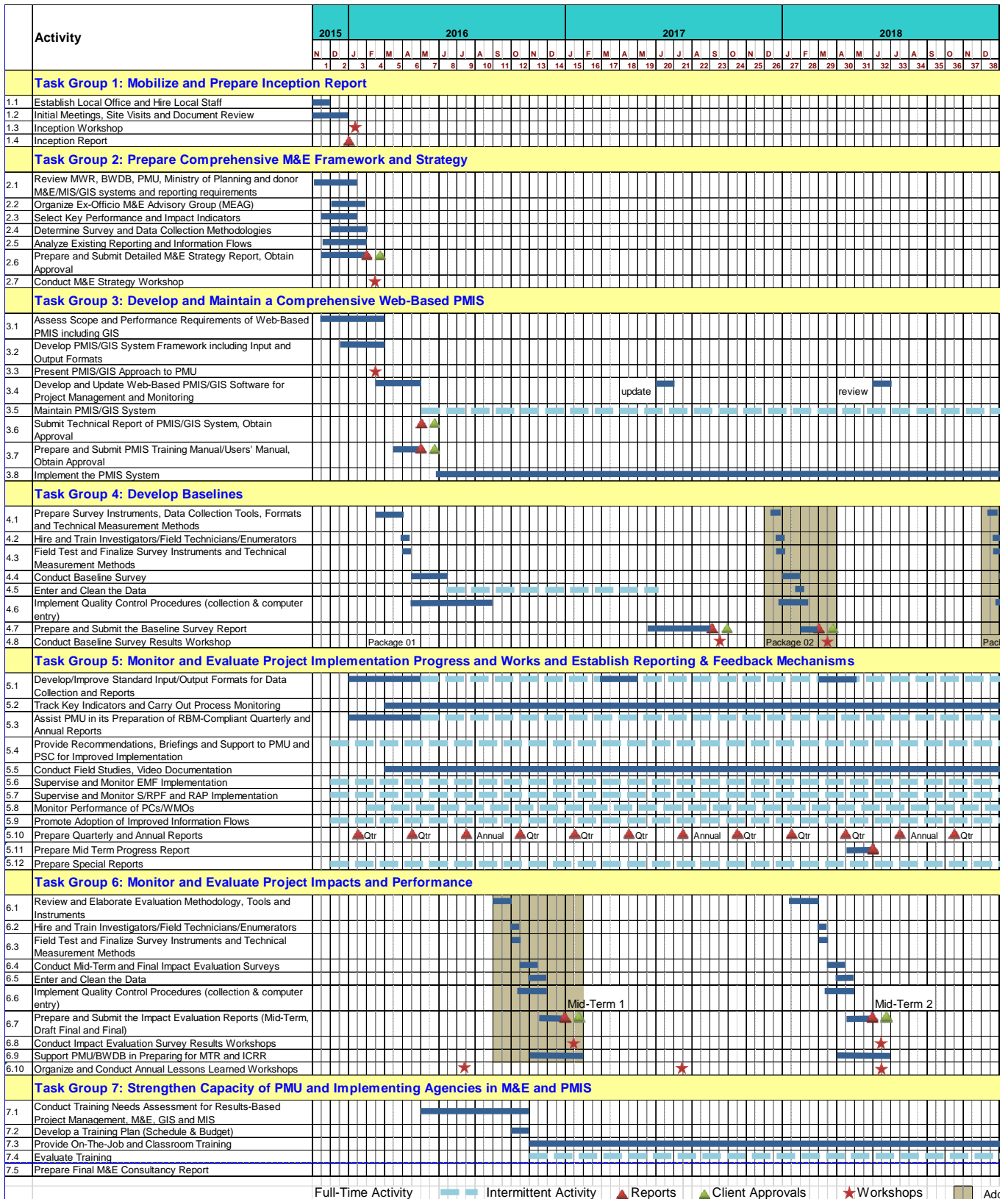
Table 47: M&E Achievement versus Plan

Task Groups and Major Tasks	Status
Task Group 1 – Mobilize and Prepare Inception Report	Fully completed on schedule. Inception report submitted on 26 Dec 2015 (due 31 Dec). Final version incorporating comments from workshop was issued in February 2016.
Task Group 2 – Prepare Comprehensive M&E Framework and Strategy	All tasks completed per schedule, with draft submitted on 11 Feb 2016 (due 15 Feb). Final version incorporating comments from workshop was issued in June 2016.
Task Group 3 – Develop and Maintain a Comprehensive Web-Based PMIS	Under development. A partial beta version has been shared with key stakeholders.
Task Group 4 – Develop Baselines	Questionnaires, sampling methodology done. Sampling frames developed and primary data collection done. Data entry done and data cleaning and analysis under way. A second round baseline survey is planned for early 2018 to capture Package 02 baseline conditions and provide a benchmark of conditions in the other packages.
Task Group 5 – Monitor and Evaluate Project Implementation Progress and Establish Reporting System	See details below
<ul style="list-style-type: none"> • Develop/Improve Standard Input/ Output Formats for Data Collection and Reports 	Completed
<ul style="list-style-type: none"> • Track Key Indicators and Carry Out Process Monitoring 	Being implemented

Task Groups and Major Tasks	Status
<ul style="list-style-type: none"> Assist PMU in its Preparation of RBM-Compliant Quarterly and Annual Reports 	Being implemented
<ul style="list-style-type: none"> Provide Recommendations, Briefings and Support to PMU and PSC for Improved Implementation 	Being implemented
<ul style="list-style-type: none"> Conduct Field Studies, Video Documentation 	Being implemented
<ul style="list-style-type: none"> Supervise and Monitor EMF Implementation 	Being implemented
<ul style="list-style-type: none"> Supervise and Monitor S/RPF and RAP Implementation 	Being implemented
<ul style="list-style-type: none"> Monitor Performance of WMOs 	WMOs not yet formed
<ul style="list-style-type: none"> Promote Adoption of Improved Information Flows 	Being implemented
<ul style="list-style-type: none"> Prepare Quarterly and Annual Reports 	QPR#1 through #9 prepared. First and Second Annual Reports prepared covering FY 2015/16 and FY 2016/17.
<ul style="list-style-type: none"> Prepare Mid Term Progress Report 	Prepared in January 2017.
<ul style="list-style-type: none"> Prepare Special Reports 	Various field visit reports prepared; briefing documents prepared for multiple World Bank missions; contributed to 1 st , 2 nd and 3 rd Bi-Annual Environmental Monitoring Report; Prepared 1 st Annual Environmental Audit Report.
Task Group 6 – Monitor and Evaluate Project Impacts and Performance	Prepared Performance Brief for Mid-Term Review of January 2017. Ongoing monitoring in the field Ongoing review of implementation
Task Group 7 – Strengthen Capacity of PMU and Implementing Agencies in M&E and PMIS	Orientation provided to key stakeholders to the PMIS via a workshop

Source: M&E Consultants

Figure 6: M&E Consultants Partial Work Plan – Covering Nov 2015-Dec 2018



Full-Time Activity Intermittent Activity Reports Client Approvals Workshops Adc



3.3.5 Outputs of C3: Long-Term Monitoring, Research and Analysis of Bangladesh Coastal Zone

While contract not yet signed and negotiations have continued since April 2016, this finally came to a close on 29 January 2018. The draft contract has been signed and sent to the World Bank for no objection.

3.4 **Outputs of Component D: Project Management, Technical Assistance, Training and Strategic Studies**

3.4.1 Outputs of D1: Project Management Support and Audits

3.4.1.1 Project Institutional and Implementation Arrangements

Table 48: Status of PMU Institutional Setup

Sl.	Action Item	Status 30 Sep 2017	Status 31 Dec 2017
1	Project Steering Committee will meet periodically to provide a forum for overall guidance, policy advice and coordination of project activities and addressing inter-agency issues.	PSC meetings took place on: 16 August 2017 14 December 2016 19 March 2015	No change.
2	Design and Construction Supervision Consultants (DDCS&PMSC), including sub-consultants for EIA development and EMP implementation and RAP development and implementation providing services.	Contracted in December 2014 and commenced work in January 2015.	Ongoing.
3	M&E Consultants to provide support in monitoring project impacts and supervise the implementation of the EMP/RAP	Contracted in October 2015 and commenced work in November 2015.	Ongoing.
4	NGO for Social Afforestation and Social Action Plan implementation, including formation of pilot WMOs.	NGO nomination lists provided by DCs for 2 of 5 packages so far.	NGO nomination lists provided by DCs for 4 of 5 packages so far and these are being evaluated to select firm using CQS method of procurement.
5	Procurement Panel to assist in the procurement process for large value contracts. The panel consists of two international consultants and one national consultant.	The three-member panel is in place.	Ongoing.

Sl.	Action Item	Status 30 Sep 2017	Status 31 Dec 2017
6	Independent Panel of Experts (IPoE) will be appointed to act as an independent “peer reviewer” and undertake various quality control functions of various technical outputs. The Panel will consist of five renowned experts: coastal, estuarine and river morphologist; sediment/tidal management expert; design expert in embankment and hydraulic structures; social expert; and environment, water management and polder expert.	Chairman of IPoE (Environment, Water Management and Polder Expert) has been appointed and in place since 23 March 2015. Social IPoE Expert appointed on 20 July 2017. CVs for three remaining IPOE positions being re-solicited as only 1-2 CVs received for each position by the 14 September due date. PEC recommended continuing the search and WB concurred.	For three remaining IPOEs, fresh call for CVs made with 15 January 2018 submission deadline.
7	A Deputy Project Director position is envisioned in the project design and may be a useful addition to the PMU as activities start to intensify.	Discussed in October 2016 among PMU and World Bank and decision made to recruit the Deputy PD. BWDB is short of appropriate candidates.	No change.

3.4.1.2 Financial Management

Table 49: Status of Financial Management Arrangements

Sl.	Action Item	Status 30 Sep 2017	Status 31 Dec 2017
1	Special Accounts – Two separate designated accounts to be opened, one for the IDA Credit and one for the PPCR Grant	Complied. Two accounts (one for IDA, one for PPCR) opened on 16 February 2014 at Janata Bank, Kamal Ataturk Avenue, Banani.	No action needed.
2	All payments to be made directly by PD from PMU; no payments to be handled through the division/regional offices.	Complied.	No action needed.
3	100% beneficiary bank accounts will be opened for resettlement payments and no cash payments or cash checks will be issued. Resettlement payments will be shown as an individual category of expenditure in the financial statement.	Opening of bank accounts for Package 01 EPs has been completed. Payments have commenced and are being issued via checks that must be deposited.	Opening of bank accounts underway for Package 02 EPs.
4	Interim Un-audited Financial Report (IUFR), in a format acceptable to the Bank, to be submitted on a quarterly basis to the World Bank for review within 45 days from the end of each quarter	IUFR for quarter ending 30 June 2017 submitted by the 15 August 2017 deadline and approved.	IUFR for quarter ending 30 September 2017 submitted to the WB by the 15 November 2017 deadline. One observation made about recovery of advances to the contractor, for which response is under process.

Sl.	Action Item	Status 30 Sep 2017	Status 31 Dec 2017
5	Annual audit of the financial statement by the Foreign Aided Project Audit Directorate (FAPAD) of the Auditor & Comptroller General's Office (C&AG). Audited project financial statements are to be submitted to the Bank within six months from the close of each fiscal year until the close of the credit.	FY 2016/17 financial statement audit is underway.	FAPAD audit for FY 2016/17 completed.
6	Performance audit – an independent performance audit, including review of the financial management system and verification of procurements will be carried out by a Chartered Accountant two years before the credit closing date. The process of selection and TOR for such audit(s) will be agreed with the Bank.	Not yet due.	Not yet due.
7	Internal audit – will be carried out by the Internal Audit Wing of BWDB and the report shall be submitted to the Bank within 15 days of receipt of such report by the project.	FY 2016/17 audit not yet planned.	No change.
8	Project Audit Committee shall be established within the PMU to follow up implementation of valid audit recommendations. This committee shall be chaired by an individual independent of the project operation and consist of no less than three people including the Chairman and the PD. The committee will meet within every 120 days and minute the decisions and discussion held. These minutes will be shared with the Bank within 15 days from the data of the meeting.	Not yet established	Not yet established
9	The Project will follow the Public Works Department (PWD) Accounts Code/Manual with updating (BWDB system). Should it become necessary, PMU will prepare a separate FM Manual for the project, which will be aligned with BWDB's financial management, compatible with the agreed funds flow arrangements and reviewed by the Bank.	PWD Accounts Code / Manual with updating BWDB system in conformity with the PPA-06 & PPR-08 are being followed.	No action needed.

3.4.1.3 Governance Accountability and Action Plan

The Governance Accountability and Action Plan (GAAP) is being complied with most of the action items completed. The GAAP is presented in Annex 6.

3.4.2 Outputs of D2: Technical Assistance and Training

A training/exposure visit for senior staff of BWDB to Netherlands was undertaken in November/December.

3.4.3 Outputs of D3: Strategic Studies and Future Project Preparation

Not yet commenced, though procurement process planned to start in the current FY (July 2017 to June 2018) according to the new Procurement Plan.

3.5 Outputs of Component E: Contingent Emergency Response

Component E has not been triggered.

4. KEY PERFORMANCE INDICATORS

The key performance indicators (KPI) as defined by the PAD/DPP are listed below along with their cumulative values. There was no change in the KPI during the quarter. A more detailed table showing targets and achievements is found in Annex 7.

Table 50: Summary Status of Key Performance Indicators per PAD/DPP

S. No.	PDO Indicators per PAD/DPP	Indicator Type	Total Project Target	Cumulative Value as of 30 Sep 2017	Cumulative Value as of 31 Dec 2017
1	Gross area protected	outcome	100,800 ha	0	0
2	Direct beneficiaries from increased resilience to climate change (number) and % women (PPCR core indic. A1.3)	outcome - core	760,000 (50% women)	0	0
3	Cropping intensity	outcome	180	TBD baseline	TBD baseline
4	Contingent Emergency Appropriation	input	No target	Not triggered	Not triggered

S. No.	Intermediate Results Indicators per PAD/DPP	Indicator Type	Total Project Target	Cumulative Value as of 30 Sep 2017	Cumulative Value as of 31 Dec 2017
5	Length of upgraded embankment	output	623 km	27.9 kms done; 59.4 additional kms commenced	27.9 kms done; 60.4 additional kms commenced
6	Drainage structures replaced and upgraded	output	129 no	11, excluding gates/CC block (+8 started)	20, excluding gates/CC block (+10 started)
7	Regulators upgraded	output	134 no	0	0
8	Flushing inlets upgraded	output	244 no	1, excluding gates/CC block (+1 started)	1, excluding gates/CC block (+14 started)
9	Length of drainage channels upgraded	output	794 km	11 (ratio length)	16 (ratio length)
10	Area Afforested (PPCR core indic. B3)	output - core	300 ha	0	0
11	Water Management Organizations functioning (meeting regularly, operations, no. of disputes)	outcome	4 no	0	0
12	Water Management Organization (WMO) formed	output	4 no	0	0
13	Improved coastal monitoring - studies undertaken (as related to PPCR core indicator on the use of climate information in decision-making)	output	2 no	0	0
14	BWDB days of training provided (total person-days) (women person-days)	output - core	160 days	33 (341 p-days) (66 w-days)	45 (461 p-days) (66 w-days)
15	Grievance Redress Committees (GRC) established	output	17 no of polders	4 polders (15 GRC, functioning)	10 polders (Pkg-01: 15 GRC, functioning; Pkg-02: 21 GRC formed)

5. PLANS FOR THE NEXT TWO QUARTERS AND BEYOND

5.1 Planned Outputs for Component A: Rehabilitation and Improvement of Polders

5.1.1 Planned Outputs of A1: Rehabilitation and Improvement of Polders

5.1.1.1 Works Package 01

While the Contractor's Work Program is under revision, the plans for the upcoming dry season were presented at a meeting at the MoWR on 12 November 2017 and these are shown below.

Sl	Activity	Contract Quantity	Done through June 2017		Program for July 2017 – June 2018	
			Full	Part	Full	Part
1	Embankment	200.85 kms	27.86	54.30	102.00	54.30
2	Drainage Channel excavation	167.21 kms	10.95	0	156.26	0
3	Drainage Sluice construction	39 nos.	0	11	21	11
4	Drainage Sluice repair	2 nos.	0	0	2	0
5	Flushing Sluice construction	37 nos.	0	2	16	2
6	Flushing Sluice repair	30 nos.	0	2	25	2
7	Slope protection	21.98 kms	0.20	0	15.00	0
8	River Bank protection	7.70 kms	0	0.40	4.00	0.40
9	Closure	1 no.	0	0	0	1

5.1.1.2 Works Package 02

Sl	Activity	Contract Quantity	Done through June 2017		Program for July 2017 – June 2018	
			Full	Part	Full	Part
1	Embankment	209 kms	Nil as mobilizing	Nil as mobilizing	0	58
2	Drainage Channel excavation	188 kms			20	0
3	Drainage Sluice construction	50 nos.			0	20
4	Drainage Sluice repair	6 nos.			0	0
5	Flushing Sluice construction	73 nos.			0	18
6	Flushing Sluice repair	8 nos.			0	0
7	Slope protection	9.5 kms			2	0
8	River Bank protection	5.40 kms			0	5.40
9	Closure	1 no.			0	0
10	Road Pavement over embank't and road crossing embankment	51 kms			0	0
11	RCC Flood Wall construction	17 kms			0	0

5.1.1.3 Works Package 03

Ref	Activity	Target Date per World Bank MTR Mission	Status
1	Package W-03 Bidding Document prepared	15 June 2017	Preparations are to continue. Projected to be ready in mid-2018.
2	Detailed Design of Package W-03	30 June 2017	The Detailed Design activities are to continue as agreed during the MTR mission. May be completed in mid-2018 as the DDCS&PMS Consultants have only one design engineer in place at this time.

5.1.2 Planned Output of A2: Afforestation

No physical progress is expected in the next two quarters as call for new EOIs not yet issued for concerned NGOs. The current plan is to break the consultancy into 5-6 smaller packages and recruit the NGOs using Consultant Qualification Selection (CQS) method of procurement wherein the best NGO (based on EOI) is invited to submit a proposal for a given package. The selection of the NGOs is expected to be accomplished in mid-2018.

5.2 Planned Outputs of Component B: Implementation of Social and Environmental Management Frameworks and Plans

5.2.1 Planned Outputs of B1: Implementation of Social Action Plans

Recruitment of NGO for Afforestation and SAP is expected to be completed in this fiscal year.

5.2.2 Planned Outputs of B2: Implementation of Social Management and Resettlement Policy Framework (SMRPF) and Resettlement Action Plans (RAPs)

The plans for Packages 01 and 02 are presented in Gantt Chart format in Figures 6 and 7.

The plans for RAP and LAP of Package 01 covering the next two quarters include:


- Issue notice under Section 7 for Polder 35/1 (final polder of Package 01) and issue notice under Section 3 for balance of Polder 33 (5.87 ha).
- Completing the payment of compensation for all non-titled EPs by March 2018
- Pro-actively facilitating the continued payment of compensation for titled EPs by DCs

Key milestones for the RAP and LAP of Packages 02 and 03 covering the next two quarters is presented in the table that follows.

Ref	Activity	Target Date per World Bank MTR mission	Status	Revised Target Completion Date
28	Program for development of database of land ownership and land taking under existing embankments with time table (representative sample from each package)	30 April 2017	In process	ASAP
29	Program for development of strategy and action plan for settlement of pending land legacy issues with time table	30 June 2017	In process	ASAP
Nil	Formation and training / orientation of GRC for Package W-02	30 June 2017	GRCs formed. All GRCs to be trained.	31 Mar 2018
Nil	Formation and training / orientation of PRAC for Package W-02	31 August 2017	Not yet formed	31 Mar 2018
Nil	All steps for preparation of ID cards of EPs for Package W-02	31 August 2017	95% complete as of 31 December 2017	31 Dec 2017
Nil	Determination of unit rate for structure and trees for Package W-02	30 June 2017	PAVC committee members appointed and unit rate for structures determined, but not yet for trees	31 Mar 2018

Ref	Activity	Target Date per World Bank MTR mission	Status	Revised Target Completion Date
Nil	Determination of individual entitlement for EPs of Package W-02	31 August 2017	Individual entitlement will be determined after PAVC rate is available.	31 March 2018 for first tranche
Nil	Commence payment of non-titled EPs for Package W-02	30 Sept 2017	Not yet started	30 June 2018
Nil	Obtain approval of Package 02 LAPs from MoL	nr	Only 39/2C approved so far. Remaining 5 polders of Package 02 to be approved	31 Mar 2018
Nil	Collection of information from BWDB local offices on previously acquired land for Package W-03	nr	Completed, including for Polder 14/1 and 15.	Done by 31 Dec 2017
Nil	Collection of Khatians From Union level Tahsil Offices for Package W-03	nr	In progress	30 April 2018
Nil	Preparation of plot schedule for Package W-03	nr	03 Polders (Polder no.-17/1, 17/2 and 34/3) have already submitted. 02 Polders (Polder no.-16 and 23) will be submitted within Feb 2018. Remaining 02 Polders (Polder no.-14/1 and 15) will be submitted within March 2018.	31 March 2018

Figure 8: Plan of Action for RAP/LAP Package- 2 (CEIP-1), 2017-2018



5.2.3 Planned Outputs of B3: Implementation of EMF and EMPs

The key actions for the next two quarters are presented in the table below.

SI	Activity	Target Date	Status	Revised Target Completion Date
1	Finalize EIAs for the remaining 7 polders for Package W-03 to be approved	30 Sept 2017	The draft final EIA reports have been reviewed according to the comments of WB as made on the model EIA report of Polder 34/3; they are under review of Environmental IPOE.	30 June 2018
2	Consultation and disclosure for Package 07 EIAs at local and regional level via consultative workshops	31 October 2017	Local and regional level workshops have been conducted and national disclosure workshop to be conducted	30 April 2018
3	C-ESMPs for Package W-02 polders to be updated after identification of camp sites, offices and CC block manufacturing yards	31 October 2017	The C-ESMPs have been updated with specific site plans, submitted by Contractor Package 02 in December 2017 and are under review	31 Dec 2017
4	Prepare Bi-Annual Environmental Monitoring Report	31 January 2018		Same
5	Undertake Annual Environmental Audit	7 February 2018	M&E Team will conduct this audit.	Same
6	Obtain renewal of ECC for Package 01	ASAP	Application pending since late 2016.	Same
7	Obtain renewal of ECC for Package 02	31 March 2018	Application pending since late 2016.	Same
8	Finalize supplemental EIAs for additional bank protection works for Package 01 polders	ASAP	Being finalized based on comments received from World Bank.	Same
9	Conduct of field visits for improvement of EMP compliance	Continuous	It has been continuing by DDSC & PMS Consultants, PMU and 3 rd Party M&E Consultants	Continuous
10	DDCS&PMS Consultant to deliver environmental training for Package 02 staff, with cascade training to follow by Contractor	28 February 2018	Planned for February 2018 and ongoing	28 February 2018
11	PMU, M&E and DDSC&PMS Consultant to assess effectiveness of cascade training strategy for Package 01	None stated		31 January 2018

5.3 Planned Outputs of Component C: Construction Supervision, Project Monitoring and Evaluation and Coastal Zone Monitoring

5.3.1 Planned Outputs of C1: Detailed Design and Construction Supervision

5.3.1.1 Design Work

The only major design work remaining (other than adjustments for the two ongoing packages) is the design for the polders of Package 3. Within a couple of months of completion of the field work under Package 3 (expected to be completed late 2017), all factual data reports under Package 3 are expected to be ready. The Package 03 detailed design work will be completed, from its current 25% level.

5.3.1.2 Preparation of Bidding Documents

DDCS&PMS Consultants plan to produce the bidding documents for Package 03 during the next 2-3 quarters.

5.3.1.3 Construction Supervision

The DDCS&PMS Consultants have committed to continue prodding the Contractors for both packages to expedite the work and try to meet their FY 2017/18 work program targets discussed in Section 5.1.

5.3.2 Planned Outputs of C2: Third Party M&E Consultants

Key activities planned for next two quarters are:

1. Continue development of the beta version of the web-based PMIS and conduct of an orientation session for users.
2. Draft and Final Baseline Survey Report
3. Prepare for and implement 2nd round Baseline Survey with respect to Package 02 polders
4. Baseline Survey Results Workshop
5. Review EIA, RAP, EAP/C-ESMP documents (ongoing, as they are provided)
6. Assist in preparation of Bi-Annual Environmental Monitoring Report (January 2018)
7. Undertake Environmental Audit (January-February 2018)

5.3.3 Planned Outputs of C3: Long-Term Monitoring, Research and Analysis of Bangladesh Coastal Zone

The key action is to sign the contract as soon as possible and mobilize the consultant so that this foundational work can proceed.

5.4 Planned Outputs of Component D: Project Management, Technical Assistance, Training and Strategic Studies

5.4.1 Planned Outputs of D1: Project Management Support and Audits

5.4.1.1 Project Institutional and Implementation Arrangements

During the next two quarters, the following major activities are planned:

Ref	Activity	Target Date per MTR mission	Status	Revised Target Completion Date
41	Communication Officer contract signed	March 31, 2017	World Bank has given NOL for draft contract with 1 st ranked candidate of second procurement round on 19 October 2017. This candidate ultimately withdrew. Now, the PMU is negotiating with the 2 nd ranked candidate after receiving WB NOL.	31 March 2018
54	IPoE for Hydrodynamic and Coastal Modelling Expert: Contract signed	July 31, 2017	Only one CV received on the due date of 14 September 2017. PEC decided to invite fresh REol and WB concurred. Due date for CV submission by interested candidates was 15 January 2018.	31 Mar 2018
55	IPoE for Coastal, Estuarine and River Morphology & Sediment /Tidal River Management Expert: contract signed	August 15, 2017	Only one CV received on the due date of 14 September 2017. PEC decided to invite fresh REol and WB concurred. Due date for CV submission by interested candidates was 15 January 2018.	31 Mar 2018
56	IPoE for Design Expert in Embankment and Hydraulic Structures: Contract Signed	August 31, 2017	Only two CVs received on the due date of 14 September 2017. PEC decided to invite fresh REol and WB concurred. Due date for CV submission by interested candidates was 15 January 2018.	31 Mar 2018

5.4.1.2 Financial Management and Fiduciary Aspects

During the next two quarters, the following major activities are planned:

Sl.	Activity	Status
1	IUFR for future quarters	On track
2	Finalization of Internal Audit plan for FY 2016-2017	To be done by February 2018

5.4.2 Planned Outputs of D2: Technical Assistance and Training

Training and technical assistance in FIDIC and contract management may be provided for PMU.

5.4.3 Planned Outputs of D3: Strategic Studies and Future Project Preparation

No outputs planned within the next six months, but preparation of Terms of Reference for these services to commence during FY 2017/2018.

5.5 Planned Outputs of Component E: Contingent Emergency Response

Component E has not been triggered.

6. CONTRACTUAL, LEGAL AND ADMINISTRATIVE MATTERS

6.1 Works Contract W-01

6.1.1 Performance Bonds and Insurance

The Contractor has submitted the required 10% Performance Bond. Evidence of insurance has been provided by the Contractor according to the supervision consultants.

6.1.2 Invoices and Payments

IPC No. 8 was paid during the quarter while IPC No. 9 was submitted during the quarter and is the only pending IPC.

6.1.3 Contract Modifications

No Contract Modifications have been issued at this time for the Contract of Package W-01.

6.2 Works Contract W-02

6.2.1 Performance Bonds and Insurance

The Contractor has submitted the required 10% Performance Bond. Evidence of insurance has been provided by the Contractor.

6.2.2 Invoices and Payments

The Contractor submitted their invoice for the first half of the mobilization advance and the 5% payment has been issued.

6.2.3 Contract Modifications

No Contract Modifications have been issued at this time for the Contract of Package W-02.

6.3 Works Contract W-03

Not yet commenced and decision pending on whether it will continue to be included in CEIP-1.

6.4 DDCS&PMS Consultants Contract

6.4.1 Invoices and Payments

FC and LC Invoices #15, #16 and #17 have been submitted during the quarter. These and all prior FC invoices have been paid and all LC invoices have also been paid with the exception of Local Currency Invoice #17 and the partially paid LC Invoices #8 and #15.

6.4.2 Contract Modifications

A budget-neutral reallocation proposal has been submitted to the Client in early 2017, but it continues to be under discussion and has not been finalized.

6.5 Third Party M&E Consultants Contract

6.5.1 Invoices and Payments

Local currency Invoices #10 and #11 have been held pending request by PMU for additional documentation. All prior invoices have been paid.

6.5.2 Contract Modifications

A budget-neutral reallocation proposal has been submitted to the Client in October 2017 and is in process. There is also a need for additional resources as discussed at inception phase and agreed in principle during the MTR.

7. ISSUES AND RECOMMENDATIONS

New Issues

While the progress of works is the most critical issue since the Package 01 works will clearly not be completed on time, this has been raised in a prior quarter. One issue that has been noted in the past is becoming critical and is therefore noted as a red flag issue this quarter. It is gradually eroding effectiveness of key committees and presents a high risk to the project.

Issue QPR9-1: Functionality of PAVCs, PRACs and GRCs is At Risk

Simply due to the lack of honoraria or allowance, committees that are critical to the Project are not fully functional and are at risk of losing the interest of participants. Participation in these committees represents additional duty and requires extra effort and expense for travel, which is not compensated.

Recommendation: Since the World Bank will not cover additional payments to government employees and since it is the practice of GoB to pay honorarium for such service, it is recommended that the GoB consider including its own funds for such purpose in the revised DPP.

Red Flag Issues Unresolved from Prior Quarters

All of the “red flag” issues – new and old – are both urgent and important and they must be pursued in parallel.

The most urgent of these from prior quarters are:

- The issue of key staff replacement and effective coverage of the DDCS&PMS Consultant’s contractual responsibilities. There is a gap in this respect.
- The River Bank Protection Works are also important as the project’s objectives would be defeated in those polders where such works are required. Funding must be allocated and the engineering design should be subjected to value engineering analysis.
- The resettlement and land acquisition processes are also particularly worrisome, given the length of time it is taking on Package 01 so far. While the first RAP was prepared in 2015, it took almost one year to make the first payment to non-titled EPs and payments to the actual landowners has only started in the current quarter even though PMU has deposited funds with the DCs over 18 months earlier. Currently, it is projected that payments to the last of the non-titled EPs in Package 01 will likely be completed around March 2018 and then the EPs are given 30 days to move. Possession of land has been transferred to BWDB for all 4 Package 01 polders, but the title-holders must be compensated, or donate their land, before it can be used.
- Budget for land acquisition and additional bank protection works must be allocated as quickly as possible. A decision must be made on whether to continue to include Package 03 in CEIP-1 and a revised DPP needs to be prepared and vetted in principle with the World Bank so that the project can proceed. The funding constraints are quickly becoming binding.

The issues bulleted below represent the full list of most critical among the issues remaining unresolved. The numbering scheme relates to the quarterly report in which the issue was first raised, followed by the serial number of the issue in that report.

- **R** Issue QPR8-1: Package 01 Work Program is not credible without the underpinning detail. As recommended, the DDCS&PMS Consultant has assisted the Package 01 contractor to build up their work plan from detailed plans and is now reported to be using these plans to monitor progress and address delays on a weekly basis. This will be checked in the field, however, the revised overall Package 01 detailed Work Program has still not been approved due to its time and cost issues.
- **R** Issue QPR7-1: Absence of Supervision Consultant's Top Three Key Staff - Team Leader and Resident Engineers for Package 01 and 02. While the Team Leader issue has been solved temporarily with an interim appointment until March 2018, the two REs for Packages 01 and 02 are still not in place while the construction season is now in full swing. Candidates for TL and the two REs were submitted in November 2017; TL replacement candidate was not found acceptable while the two REs were accepted, though this has not been formally advised as it was still in process as of 31 December 2017. The matter of TL replacement is now extremely urgent since no additional candidate has been submitted so none is currently under review.
- **R** Issue QPR6-1: River Bank Protection Works Need Urgent Attention and Additional Resources. Some of these works are already foreseen and budgeted in Works Package 01, but additional BPW with estimated cost of about \$80m are reported to be needed in the four polders as well. An economic analysis should be undertaken to examine best options, source of funds to be arranged and procurement to proceed on an urgent basis. The World Bank deployed an engineer to view the physical location of the sites requiring protection in November 2017 and has stated that a review of options and economic analysis is to be done.
- **R** Issue QPR6-2: Engineer Needs to Deploy Additional Site Staff now that the Package 02 Contractor is mobilizing. - The DDCS&PMS Consultants have submitted a request for budget re-allocation for this purpose to the PMU and the way forward must be agreed quickly so there is adequate supervision in place. This is still pending with BWDB.
- **R** Issue QPR5-1: Specifications Need Heightened Attention - In Particular Specifications 9.1 to 9.5 Dewatering of Subsurface and Surface Water. Some improvement is now noted and Engineer must monitor closely.
- **R** Issue QPR4-1: Land Acquisition Cost Has Increased Dramatically. World Bank and GoB to consider and formally agree on the budget re-appropriation and financing to meet the increased land acquisition costs. World Bank has stated during the January 2017 MTR that it could consider increasing the financing for LA Costs when disbursements increase substantially. BWDB has prepared a draft revised DPP proposal which allocates GoB financing for land acquisition.
- **R** Issue QPR4-4: Livelihood Restoration Program Needs Attention. No training needs assessment has been done and no training delivered to date.

- **R** Issue QPR3-2: Equipment Mobilized on Contract W-01 is Inadequate. The equipment numbers have now reached or surpassed the Engineer’s recommendation, but given the need for the Contractor to catch up (only at about 28% of works are completed while 23 of 36 months has elapsed) still more equipment was determined to be needed. The current 2017/2018 construction season works pace will be watched carefully.
- **R** Issue QPR2-2: DPP (GoB Authorizing Document) and Loan Agreement Amount Requires Amendment to Accommodate Cost Increases in estimated cost of works, land acquisition and consulting services (and change in the USD/SDR Exchange Rate). This process takes as long as one year. In September 2017, the BWDB submitted a draft proposal for DPP revision to the World Bank through ERD focused on the additional riverbank protection works and the funding for land acquisition. Any DPP revision will have to include all cost adjustments needed. The draft DPP proposal is currently under revision by BWDB.
- **R** Issue QPR2-10: Capacity Building and Independent Advice Needed for PMU/BWDB in FIDIC and Contract/Claims Management. While these competencies are not expected of the PMU since the Engineer has been hired for this purpose, such training and advice would benefit the Project and the BWDB. The World Bank has provided a useful one-day orientation, but much more is needed.
- **R** Issue QPR1-4: LAP and RAP and the compensation payments must be expedited so that work sites can be handed over to the Contractor. As of 31 December 2017, compensation to non-titled EPs stands at 83% of expected EPs for Package 01 and 80% of this number have vacated their premises (66% of all non-titled EPs), but these are scattered along the embankment. Only 130 titled land-holders out of a total of 1098 in Package 01 have been compensated. The result is that the Contractor for Package W-01 may become constrained as increasingly small, scattered, non-contiguous stretches of embankment are encumbrance free.
- **R** Issue QPR1-5: Recruitment of NGOs and Consultants: According to the policy of the GoB, work on WMO formation should begin prior to commencement of civil works so that users are consulted during implementation of the project and to ensure ownership and commitment to effective O&M. Procurement Evaluation Committee (PEC) has decided to solicit fresh EOIs in its meeting of 28 March 2017 due to the addition of an IPM component at the suggestion of the WB and the length of time since the original call for EOIs (November 2014). Currently, lists of NGOs have been provided by DCs for 4 of the 5 packages and the NGO qualifications are under review.

Status of All Issues Raised in Prior Quarters

The issues from the prior Quarterly Progress Reports – whether red flag issues or otherwise – are summarized below along with the status of recommendations.

Issues	Recommendation in brief	Status	Follow-up Actions
from QPR8			
Issue QPR8-1: Package 01 Work Program is not	DDCS&PMS Consultant to assist the Package 01 contractor to build up their resource-based work plan from detailed plans and	NOT YET RESOLVED Work Programme under revision	

Issues	Recommendation in brief	Status	Follow-up Actions
<p>credible without the underpinning detail</p> <p>Flagged RED</p>	<p>then encourage the Contractor to use these plans to monitor progress and address delays on a weekly basis.</p>		
<p>Issue QPR8-2: Package 02 EPs Awareness of RAP Provisions is Inadequate</p>	<p>The DDCS&PMS Consultant should appoint sufficient numbers of RAP team staff to Package 02 polders and ensure full coverage and disclosure of all important information. The tools (such as Bengali language pamphlets) have already been developed for Package 01, so this is simply a matter of staff allocation. Number of FGD meetings to be increased and held regularly during these months as release of compensation payments nears. Also, PRACs should be formed and made functional without delay.</p>	<p>PARTIALLY RESOLVED.</p> <p>FGD meetings have increased.</p>	
<p>from QPR7</p>			
<p>Issue QPR7-1: Upcoming Absence of Supervision Consultant's Top Three Key Staff - Team Leader and Resident Engineers for Package 1 & 2</p> <p>Flagged RED</p>	<p>An interim Team Leader is currently in place, but only until January 2018. RE for Package 01 and RE for Package 02 are vacant positions. Qualified replacements must be identified and approved without delay as the construction season is on.</p>	<p>NOT YET RESOLVED</p> <p>DDCS&PMS Consultants proposed replacements for these three positions, but only 1 (RE for Package 01) was found acceptable. That candidate could not join due to health reasons.</p>	<p>New replacement candidates must be proposed. (This was done on 08 November 2017.)</p>
<p>Issue QPR7-2: RAP Irregularities Have Been Alleged so Systems Must be Strengthened</p>	<p>The DDCS&PMS Consultant may look into the matter diligently and also make sure that systems and procedures of the RAP Implementation Consultants and DDCS&PMSC are strengthened for proper targeting, better oversight and greater transparency. For example:</p> <ul style="list-style-type: none"> • EPs should receive advance notice of their compensation to be paid with detailed breakdown of the basis of calculating payment (square footage, type of structure, material of the structure, etc.); • The PAVC rates should be public knowledge and widely disseminated • EPs should be clearly informed that they are not obligated to make any payment to FGD president or anyone else in order to receive their entitlement 	<p>NO INFORMATION AS TO WHETHER RESOLVED.</p>	<p>May be investigated by DDCS&PMSC and system improvements enacted. Steps taken may be communicated.</p>

Issues	Recommendation in brief	Status	Follow-up Actions
from QPR6			
Issue QPR6-1: River Bank Protection Works Need Urgent Attention and Additional Resources Flagged RED	Some of these works are already foreseen and budgeted in Works Package 01, but additional BPW with estimated cost of about \$80m are reported to be needed in the four polders as well. This has been subdivided into two roughly equal groups – those that are essential and those that would be useful. An economic analysis should be undertaken to examine best options/designs and value engineering done, source of funds to be arranged and procurement to proceed on an urgent basis.	NOT YET RESOLVED DDCS&PMS Consultants prepared a proposal with budget and supplemental EIA in the Apr-Jun 2017 quarter.	Options to be evaluated on economic basis, fund source identified, and procurement to proceed once approvals obtained.
Issue QPR6-2: Engineer Needs to Deploy Additional Site Staff Flagged RED	With the signing of the works contract for Package W-02, the Engineer will need to deploy additional site staff in parallel with their mobilization. The DDCS&PMS Consultants have submitted a request for budget re-allocation for this purpose to the PMU.	NOT YET RESOLVED	The DDCS&PMSC and PMU need to agree on the contractual aspects so that additional site staff can be deployed on time.
from QPR5			
Issue QPR5-1: Specifications Need Heightened Attention - In Particular Specifications 9.1 to 9.5 Dewatering of Subsurface and Surface Water Flagged RED	A dewatering plan needs to be developed based on know-how of the local conditions. Properly executed pumping tests and relevant geo-technical survey would provide such know-how which is needed in a timely fashion. The DDCS&PMSC may need to provide added attention and assistance to the Contractor to ensure compliance with specifications and timely completion of the foundation and other works before the monsoon.	PARTIALLY RESOLVED While the first sand piling activities produced flooding of the excavated foundation of DS 1, the DDCS&PMSC has worked closely with the Contractor of Package 01 to put in place a dewatering plan and also to undertake the needed surveys at all future DS sites.	To be monitored.
Issue QPR5-2: Better Planning to be Achieved in Work Program for Package 02	The DDCS&PMSC is to provide the Contractor with advice on time and equipment requirements of the aggregated work items. This information should form the basis for developing work break down structure and modular schedules for each of the BoQ items which could be aggregated as per the experiences under Works Package 01. Subsequently the Contractor is to subdivide works per polder into sections and develop work programs for each section. These sectional work programs would be aggregated to a realistic and final GCC 8.3 Programme. Next the work program should incorporate resettlement requirements and	NOT YET RESOLVED Contract signed 08 March 2017 and mobilization commenced in June 2017.	Work Programme details are to be submitted soon and reviewed by DDCS&PMSC.

Issues	Recommendation in brief	Status	Follow-up Actions
	associated temporary hindrances. The work program should be prioritized accordingly and incorporating the schedules and risks of the resettlement program.		
Issue QPR5-3: Embankment Seepage May Be Exacerbated by Adjacent Fish Ponds	The design should consider appropriate measures on the country side of the dyke if a pond has encroached near to the country side toe. This may include compaction and earthworks on the country side slope. In this way excessive seepage through the dyke is to be prevented.	NOT YET RESOLVED.	May be investigated by DDCS&PMSC
Issue QPR5-4: Review and Timeliness of Afforestation	The DDCS&PMSC should review the afforestation needs (there seems to be a potentially useful additional site in the vicinity of the cyclone shelter of polder 33). The NGO responsible for the afforestation effort under the project should be contracted as soon as possible.	NOT RESOLVED. NGO evaluation is now in process for 4 of 5 packages. Most qualified NGO will be invited to prepare technical and cost proposal under CQS method of procurement.	CQS method of procurement will be used to expedite procurement of NGOs.
Issue QPR5-5: Need for Project Implementation Manual / Updating and Completion of Method Statements	<p>The contractor has provided a general description of methods on 22 April, 2016 but these do not reflect any re-survey. The method statement lists technical work steps but does not include aspects of measurements as basis for final billing. Further, method statements on dewatering, sand piling, sheet piling and other works have not yet been completed.</p> <p>The DDCS&PMSC should work with the Contractor to finalize method statements for the different works required. These statements should include methods of measurements as basis for billing and should identify work steps in a work break down structure. Overall method statements should be consolidated in a Contract specific (or overall) Project Implementation Manual.</p>	PARTIALLY RESOLVED	
Issue QPR5-6: Micro-level Planning / Monitoring Requires Strengthening	Over time, micro-level planning in line with detailed work breakdown structures (WBS) would improve as experience would enhance knowledge of time requirements etc.	NO EVIDENCE	
Issue QPR5-7: Early Prioritization of LA/Resettlement Concerns Is Needed	Review the time and effort required for processing particular LA/resettlement concerns and prioritize those which proved most difficult to resolve in the past for early attention.	PARTIALLY RESOLVED DDCS&PMS Consultant's RAP Team is adapting based on lessons, but a systematic review has not been provided.	

Issues	Recommendation in brief	Status	Follow-up Actions
from QPR4			
Issue QPR4-1: Land Acquisition Cost Has Increased Dramatically	World Bank and GoB may consider and formally agree on the budget re-appropriation and financing to meet the increased land acquisition costs. The GoB has passed a law that compensation for land shall be at 3x market value, with effect from 01 July 2017. This will affect Package 02 cost and has been taken into account.	NOT RESOLVED The World Bank and GoB will discuss possible solutions when a substantial level of disbursement is reached. As an alternative, GoB is considering financing this cost from its own resources.	Re-open discussion in 2018; include GoB funds in revised DPP.
Issue QPR4-2: Delay in Signing of Contract for Works Package 02	World Bank and GoB agree on way forward, given shortfall in land acquisition budget.	RESOLVED Notice of Award issued and contract signing proceeded with a proviso that full works on two polders will depend on obtaining LA financing.	
Issue QPR4-3: Relocation Planning and Assistance to be Improved Flagged RED	<ol style="list-style-type: none"> 1. The DDSC&PMS Consultants (through their RAP team) should develop a tally of each and every PAH as to where they are moving, whether temporary or permanent, etc. and verify this information. 2. PRAC should begin to function immediately and be given an orientation by DDSC&PMS Consultants and PMU's Senior Social Specialist as to their mandate and operation guidelines and some logistic support provided so they can execute their responsibilities. Make sure that the PRAC for Package 02 is operational before the resettlement process advances to relocation stage. 3. DDSC&PMS Consultant and the PRACs should monitor and report any cases where squatters are having difficulty identifying a place to relocate. 4. EPs to be informed in advance of the total estimated amount of compensation they are to receive under the entitlement framework specified by the RAP and not left to guess how much they will get until the day they receive their check. Such advance information would allow the EPs to know how much they have to work with when looking for a new place to live. 	<ol style="list-style-type: none"> 1. RESOLVED 2. PARTIALLY RESOLVED as Package 01 PRACs have convened, yet functionality to be improved. 3. IN PROCESS 4. AGREED, BUT NOT YET IMPLEMENTED. 	<ol style="list-style-type: none"> 1. To be followed going forward 2. PRACs need to convene and some modest honorarium is required. 3. To be followed going forward 4. To be implemented by RAP Consultants and/or PMU and reported.

Issues	Recommendation in brief	Status	Follow-up Actions
<p>Issue QPR4-4:</p> <p>Livelihood Restoration Program Needs Attention</p> <p>Flagged RED</p>	<p>There is no plan for the livelihood restoration program. The DDCS&PMSC should develop a training program and oversee its implementation. A needs assessment must be conducted of each PAH, taking into account their skills, resources, risk tolerance, desires and business/ livelihood opportunities at the sites/locations where they are relocating. Then a relevant training program (having relevant tailored content, sequencing of a series of topics, and refresher trainings) must be developed and delivered with outcome-based targets. The training should commence prior to relocation and continue afterwards.</p>	NOT RESOLVED	DDCS&PMSC to report on the actions it is taking.
<p>Issue QPR4-5:</p> <p>PMU Team Needs Assistance</p>	<p>All the required PMU staff should be recruited.</p>	IN PROCESS AND ESSENTIALLY RESOLVED.	Recruitment of 14 of 17 individual consultants for PMU has been completed. Only 3 IPOE experts and Deputy PD remain to be recruited.
<p>Issue QPR4-6:</p> <p>Environmental Monitoring Capability Must be Strengthened Further</p>	<ol style="list-style-type: none"> 1. Environmental monitoring and mitigation training must involve a series of sessions. The training program must be developed and implemented without delay since the 2016/2017 construction season has commenced in late September. 2. As already recommended by the DDCS&PMS Consultants, the Contractor should appoint at least one Environmental Officer and polder-wise environmental monitors should be in place that carry no other responsibility. 	<ol style="list-style-type: none"> 1. PARTIALLY RESOLVED The training program has not been laid out, though training is taking place. 2. PARTIALLY RESOLVED One Environmental Officer has been appointed, but the polder-wise environmental staff carry additional (non-environmental) duties. 	<p>Training program to be outlined.</p> <p>Polder-level environmental staff to be monitored as to effectiveness.</p>
<p>Issue QPR4-7:</p> <p>Preparation of CEIP-Phase 2 Should Commence Soon Given the Serious Need</p>	<p>Since project preparation and appraisal takes a substantial amount of time and the need for embankment improvement in the coastal polders is apparent, it is recommended that the World Bank and GoB begin planning for the preparation of CEIP-2 as soon as practically possible.</p>	<p>NOT YET STARTED, BUT PLANNED</p> <p>The new Procurement Plan prepared in the quarter ending 31 March 2017 projects TOR preparation for August 2017.</p>	<p>Follow-up during future supervision missions.</p>

Issues	Recommendation in brief	Status	Follow-up Actions
from QPR3			
Issue QPR3-1: Security is a Growing Concern	<p>The security situation in Bangladesh has not directly affected the works or services as of this time, but judgment and caution must be exercised for any travel within the country. Signage at campsites may be made inconspicuous. Consultants and Contractors may wish to develop and put in place a security plan for their Dhaka staff and field staff.</p>	<p>RESOLVED for now, but CAUTION required.</p> <p>The Contractor has actually suggested they wish to avoid erecting certain signboards at campsites so that the presence of foreigners is not so conspicuous.</p> <p>PD has written to the police in the project area and they have standing orders to accompany staff to the field when requested. The building in Dhaka where the DDCS&PMSC hold office has been guarded by armed police since August 2016.</p>	<p>Security risks should continue to be monitored as they could constrain field activities of international staff.</p> <p>Police guards at the Dhaka office of the Consultants should be maintained through 2017.</p>
Issue QPR3-2: Equipment Mobilized on Contract W-01 is Inadequate Flagged RED	<p>Given that the monsoon season precludes earthwork, the Contractor should use this season to fully equip its operation so that work can begin without delay and in earnest in October.</p>	<p>PARTIALLY RESOLVED.</p> <p>The equipment mobilized by the Contractor has eventually met the initial Engineer's estimate of requirements. However, <u>considering the need for catching up with the approved Work Program</u>, additional equipment is still needed as outlined by the DDCS & PMS Consultant</p>	<p>Additional equipment should be procured or rented immediately.</p>
from QPR2			
Issue QPR2-1: Overall Reporting System Needs Attention and Improvement	<p>Reports should be submitted on time by all consultants, otherwise this consolidated report will be delayed or incomplete. It is essential that reports segregate current period accomplishments and activities from cumulative numbers and compare monthly/quarterly progress against monthly/quarterly plans. Explanations of deviations from plan should be provided.</p>	<p>ESSENTIALLY RESOLVED.</p> <p>The M&E Consultants and PMU have provided guidance on the content and presentation of reports and continue to work with the DDCS &PMS Consultants in a collegial manner.</p> <p>Report content</p>	<p>DDCS &PMS Consultant reports have improved in segregating activities and accomplishments by quarter, showing plans, being more succinct and graphic.</p>

Issues	Recommendation in brief	Status	Follow-up Actions
		continues to improve. Reports are now on time.	
<p>Issue QPR2-2: DPP (GoB Authorizing Document) and Loan Agreement Amount Requires Amendment Flagged RED</p>	<p>The project is now estimated to cost more than planned due to a number of reasons – higher land acquisition costs, additional bank protection works, additional consultancy costs, and increased taxes. Also the USD/SDR exchange rate has changed resulting in a budget shortfall of at least \$27 million. A DPP revision should be prepared without delay capturing whatever changes are required utilizing savings from the elimination of package 03.</p>	<p>NOT RESOLVED. A proposal for DPP revision was prepared in September 2017 and shared with the World Bank. It did not cover all cost increase areas, but focused on additional Bank Protection Works and increased Land Acquisition costs.</p>	<p>Any other required changes for works and consultancy services contracts should be captured and the revised DPP drafted so that key changes can be approved before budget constraints delay or hamper project implementation.</p>
<p>Issue QPR2-3: JVS on Polder 35/1 and Land Valuation in Package 01 Appears Stalled Flagged-RED</p>	<p>BWDB may request the DC to give priority to completing (i) the compensation rates for non-titled PAPs and thus enable updating of the RAP, payment calculations and issuance of checks by the PD, and (ii) the JVS of Polder 35/1.</p>	<p>RESOLVED. JVS for remaining section of polder 35/1 completed in September 2016.</p>	
<p>Issue QPR2-4: There may not be a consistently systematic approach to document processing and control</p>	<p>Each survey or technical report needs submission through a formal process. Copy should be provided to IPOE and the M&E Consultant. A table of reports and review status should be provided by the DDCS&PMS Consultants at the end of every quarter.</p>	<p>ESSENTIALLY RESOLVED. Improvement is noted as technical reports are generally being submitted to PMU and M&E Consultant. A table of reports is being provided by DDCS&PMSC.</p>	<p>DDCS&PMSC will consistently follow the recommendation.</p>
<p>Issue QPR2-5: Measure of physical progress needs to be developed</p>	<p>Currently, the S-curve presented in the DDCS&PMSC reports shows cumulative physical progress (actual versus planned) only in financial terms. De facto, this will always show physical progress ahead of financial disbursement and will not provide any alert as to potential cost overrun.</p> <p>A weighting of physical progress is required, building up from the BOQ elements and not directly related to the cost of these items. The DDCS&PMS Consultants to propose an approach and meet with PMU and M&E Consultants to discuss and finalize.</p>	<p>RESOLVED. DDCS&PMS Consultant has prepared and adopted a percent progress formula for embankment works that is based on physical works.</p>	<p>DDCS&PMSC to propose methodology and organize a meeting with PMU, IPOE and M&E to finalize the weighting of physical elements of the works.</p>

Issues	Recommendation in brief	Status	Follow-up Actions
Issue QPR2-6: Environmental Concerns may need attention – mitigation for fish migration	DDCS&PMSC to study the question and inform their plans for satisfying the requirement for free passage of migrating fishes from three perspectives – 1) physical design; 2) construction work methods; 3) hydraulic structure operation guidelines. In addition, the question must be answered as to who (what agency) will practically ensure (and how) that fish spawning needs are looked after in the operational planning and decision-making with respect to water control structure operation.	PARTIALLY RESOLVED. M&E Consultants met with the Fisheries Expert of DDCS&PMSC to elaborate the concern and provide guidance.	DDCS&PMSC to explain options and make their recommendations to PMU.
Issue QPR2-7: Periodic Environmental Reports Required	DDCS&PMS Consultants to prepare Environmental Compliance Monitoring Reports and quarterly, semi-annual and annual environmental reports. PMU to provide guidance on the content and format of these reports.	RESOLVED. PMU, M&E Consultants and World Bank have provided some guidance on the content of various environmental reports.	
Issue QPR2-8: Recently Procured Project Vehicles Have Not Been Assigned to the Field	It is observed that none of the 11 project vehicles recently procured by PMU and delivered to the project have been allocated to the field. While currently the vehicles provided by the Contractor for PMU field staff appear to be adequate, the works have barely gotten underway. Procurement of a few more vehicles is planned and it is recommended these vehicles be made available to the implementation staff in the field offices as the field work will soon intensify.	PARTIALLY RESOLVED. PMU in the field has been provided with 2 vehicles by the Contractor for Package 01, so there is sufficient transport available for the time being.	Vehicles purchased in the future may be allocated to the field as packages 2 and 3 will result in more transport demand due to intensified field work.
Issue QPR2-9: Construction Supervision Systems to be Strengthened	Given the transition from Survey and Design Phase to Construction Supervision Phase, Construction Supervision Management Systems need to be put into place (or strengthened), including Quality Assurance System, Contract Supervision and Management, Daily Site Reporting Formats, Safety Manual, Safety training, Registration Formats for all Workers and ID system, Billing Formats and Procedures, Variation Management and Procedures, and training of DDCS& PMSC site supervisors and Contractor's Site Construction Managers, etc.	PARTIALLY RESOLVED. DDCS&PMS Consultants continue to elaborate and improve their systems.	DDCS&PMS Consultants will report on the status of their systems by system element in their monthly and quarterly reports.
Issue QPR2-10: Capacity Building and Independent	The PMU staff, and BWDB more generally, are not conversant with FIDIC Conditions of Contract, Contract Management and Claims Avoidance/ Management. While Consultants	NOT RESOLVED. The World Bank, during its June 2016 mission,	PD to decide on appropriate option to pursue in consultation with

Issues	Recommendation in brief	Status	Follow-up Actions
<p>Advice Needed for PMU/BWDB in FIDIC and Contract/Claims Management</p> <p>Flagged RED</p>	<p>have been hired to serve as Engineer, the Owner needs to understand the roles, authorities and responsibilities of each party in order to effectively manage the Project. Training may be provided and would be of great use given the upcoming award of two additional large construction contracts under CEIP-1. Currently, the PMU has no in-house expertise for advice on contract issues.</p> <p>With respect to advice on contract issues, the PMU should recruit an independent specialist for this purpose.</p>	<p>signaled its willingness to consider whatever support PMU might need. PD has started a discussion with senior BWDB officials concerning PMU support requirements.</p> <p>The WB provided an experience-sharing opportunity in the first week of October for the PD CEIP-1 with other PDs.</p> <p>The DDCS&PMSC who also has the responsibility to provide project management support to the Client may be tapped for some capacity building on-the-job. The M&E Consultants could provide such expertise, with an amendment to the ToR and resources.</p>	<p>the BWDB, Ministry and then World Bank.</p>
from QPR1			
<p>Issue QPR1-1:</p> <p>Physical Progress on Works Package W-01 is in danger of being delayed.</p>	<p>i. Contractor to hire equipment until their own equipment is available.</p> <p>ii. Administration of the works would best be managed polder-wise, meaning that a deputy PM or someone in authority should be posted at each polder to permit simultaneous works in four polders.</p>	<p>i. PARTIALLY RESOLVED</p> <p>ii. RESOLVED</p> <p>i. The Contractor complied after delay and only after replacement of the PM. Contractor had rented in some equipment in Q3 and taken delivery of substantial equipment since, but still not adequate in view of DDCS&PMS Consultant. Permanent works progress very limited.</p> <p>ii. Complied</p>	<p>DDCS&PMSC should continue to review the adequacy of equipment available at site. The issue of early start-up with rented equipment should be taken up during the Pre-contract meeting for Works Package 2 & 3.</p> <p>To be followed through for the next two works packages.</p>

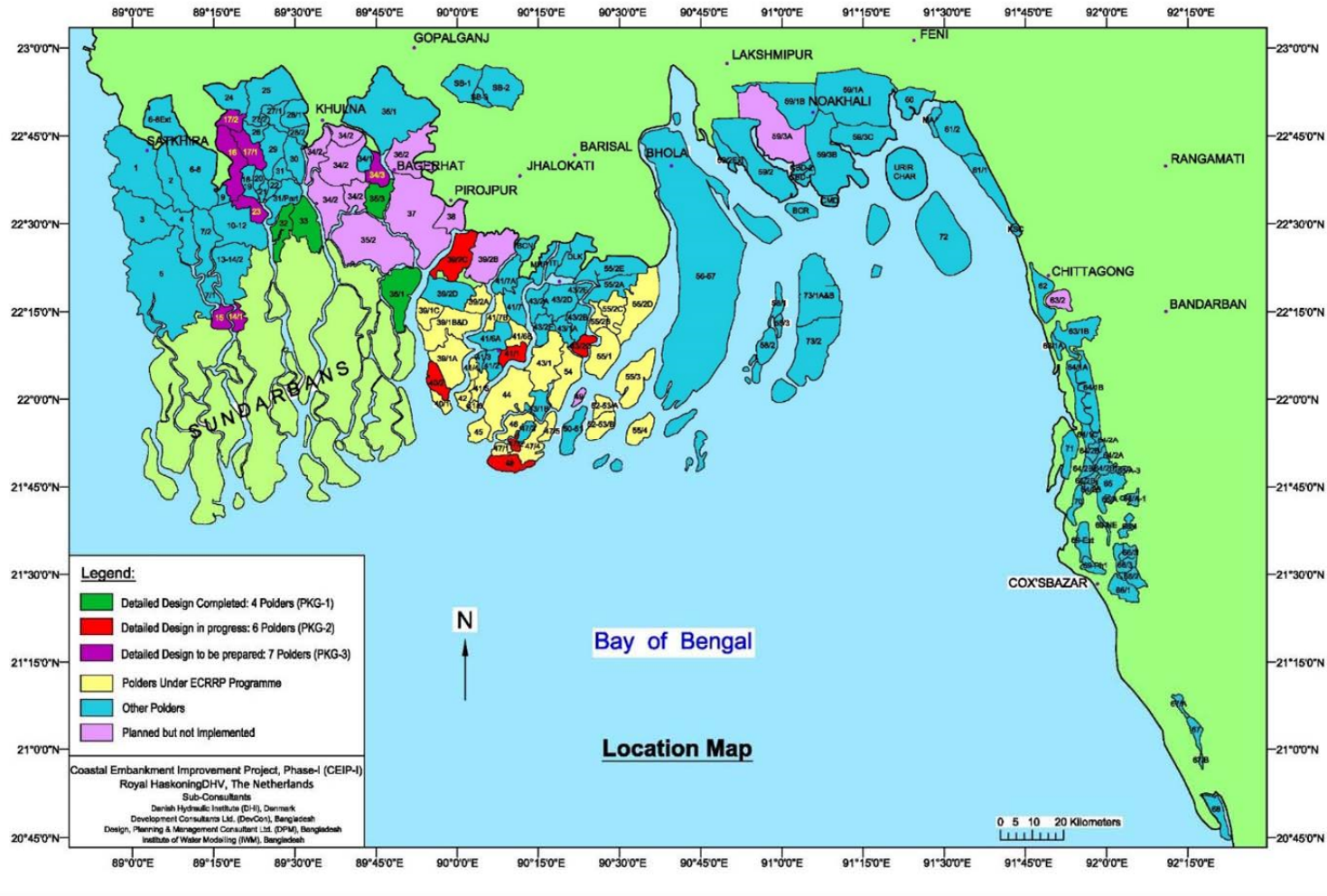
Issues	Recommendation in brief	Status	Follow-up Actions
<p>Issue QPR1-2:</p> <p>Contractor for Works Package W-01 has a limited ability to communicate due to language barrier.</p>	<p>i. Contractor should bring in additional bilingual (Chinese-English) staff or make interpreters available.</p> <p>ii. The Contractor may also bring in a qualified Bengali sub-contractor to assist not only with works, but with communication and cultural understanding.</p>	<p>i. RESOLVED</p> <p>ii. RESOLVED</p> <p>i. Contractor has appointed interpreters to serve on each of the four polders.</p> <p>ii. Contractor has hired a Bangladeshi sub-contractor.</p>	<p>Consider requiring communication as an explicit part of bid requirement for Package 03.</p>
<p>Issue QPR1-3:</p> <p>Procurement of Works Contractors by ICB has failed to attract broad international interest</p>	<p>i. For future packages, the Pre-Qualification criteria should be reviewed and possibly adjusted (for example, to better specify the meaning of experience in similar projects to include physical, logistic and complexity aspects relevant to the Bangladesh coastal zone) and past performance references should be checked.</p> <p>ii. Exceptionally low priced bids should be eliminated from consideration.</p> <p>iii. Consider the option of issuing bid packages of 2-3 polders each for the remaining works.</p>	<p>i. RESOLVED.</p> <p>ii. NOT RESOLVED.</p> <p>iii. RESOLVED.</p> <p>i. DDCS&PMSC have agreed to review for Package 3 works.</p> <p>ii. Pending, but may not be possible under procurement rules.</p> <p>iii. Discussed with World Bank and declined.</p>	<p>Procurement completed for all packages.</p>
<p>Issue QPR1-4:</p> <p>LAP and RAP and the compensation payments must be expedited so that work sites can be handed over to the Contractor</p> <p>Flagged RED</p>	<p>i. Appointment of PAVC members must be completed quickly.</p> <p>ii. PAVC must finalize the compensation rates for various types of losses without delay.</p> <p>iii. Handing over of the sites to the contractor should be done in sections as areas become fully unencumbered.</p> <p>The DDCS&PMSC/RAP Consultants will have to maintain a calendar projecting when certain sections of the embankments will be free of hindrances to allow the Contractor to plan their works.</p>	<p>i. RESOLVED FOR PKG 01</p> <p>ii. RESOLVED FOR PKG 01</p> <p>iii. PARTIALLY RESOLVED</p> <p>i. PAVC appointed for Package 01 in December 2015.</p> <p>ii. Rates for various assets set by PAVC. Land valuations are finally done for Package 01.</p> <p>iii. M&E Consultant has requested the DDCS&PMSC for a detailed risk assessment approach. Accordingly, the Consultant has prepared a section-wise approach to construction planning.</p>	<p>PAVC members for Package 02 may be appointed and begin their work without delay.</p> <p>System for tracking unencumbered sections by way of a calendar yet to be developed.</p>

Issues	Recommendation in brief	Status	Follow-up Actions
		The DDSCS&PMSC / KMC are to provide LA requirement details for each of the works items separately so as to better assess risks.	
<p>Issue QPR1-5: Recruitment of NGOs and Additional PMU Staff is to be phased in during the next two quarters</p> <p>Flagged RED</p>	PMU to develop a time-bound plan for procurement/ recruitment of these consultants and services – e.g., IPOE, Afforestation/WMO NGO, Specialists for PMU field offices, FIDIC/Contracts Specialist, etc.	<p>PARTIALLY RESOLVED</p> <p>Recruitment and procurement process is taking much time.</p> <p>13 of 17 individual consultants have been recruited. Three IPOE and Communications Officer still open. Deputy PD position vacant.</p> <p>Recruitment of NGOs for Afforestation and Long-Term Monitoring still underway.</p>	<p>Sign contract for Long-Term Monitoring;</p> <p>Get recruitment of NGO for Afforestation on fast track.</p>
<p>Issue QPR1-6:</p> <p>The M&E Consultants will be required to expend additional resources given the need for multiple baselines and large sample required</p>	The M&E Consultants to prepare a detailed justification for the additional resources required and submit to BWDB and World Bank for approval.	<p>NOT RESOLVED</p> <p>A preliminary draft justification has been shared with PMU.</p>	M&E Consultants to discuss the requirements with PMU.
<p>Issue QPR1-7:</p> <p>Reporting Formats of implementing partners do not consistently provide needed information</p>	M&E Consultant will continue to work with the other consultants to develop a clear format for the reporting of all project inputs, processes and outputs.	<p>PARTIALLY RESOLVED</p> <p>Being done continually.</p> <p>This issue has been repeated in QPR2 with some elaboration.</p> <p>DDCS&PMSC have substantially improved their monthly progress report starting August 2016.</p>	<p>Follow-up to be continued.</p> <p>DDCS&PMSC are responsive to the advice and proposals regarding reporting requirements.</p>

ANNEXES

Annex 1	Map of the Project Area
Annex 2	Basic Characteristics of the Project Area
Annex 3	Overview of PMU Staff
Annex 4	Budget and Disbursements
Annex 5	Procurement Status and Plans
Annex 6	GAAP Report
Annex 7	Key Performance Indicators and Targets as per PAD/DPP

Annex 1 Map of the Project Area



Annex 2: Basic Characteristics of the Project Polders as per PAD

Sl No.	Polder No./ Polder Name	Location Thana	District	Gross Protected Area (HA)	Cultivable area (ha)	Existing Project Feature				Av. Existing level of Embankment (m PWD)	Polder Population
						Embkt. (km)	Regulator (No)	Flushing Inlet (No)	Drainage Channel (km)		
1	14/1	Koyara	Khulna	2,933	2,350	30.50	4	-	30	3.75	20,578
2	15	Shymnagar	Satkhira	3,441	2,925	30.78	5	-	40	4.00	31,788
3	16	Paikgacha, Tala, Dumuria	Satkhira, Khulna	10,445	8,102	45.00	12	31	21	3.00	118,616
4	17/1	Dumuria	Khulna	5,020	4,000	38.50	11	0	43	3.50	23,919
5	17/2	Dumuria	Khulna	3,400	2,700	11.00	6	0	21	3.50	34,070
6	23	Paikgacha	Khulna	5,910	4,872	37.00	11	39	36	3.30	23,888
7	32	Dacope	Khulna	8,097	6,500	49.50	16	35	45	3.75	38,397
8	33	Dacope	Khulna	8,600	7,600	52.50	13	19	100	3.80	62,305
9	34/3	Bagerhat	Bagerhat	3,656	2,930	16.75	3	6	35	2.80	65,399
10	35/1	Sharankhola, Morelganj	Bagerhat	13,058	10,700	62.50	14	25	56	4.35	99,182
11	35/3	Bagerhat Sadar, Rampal	Bagerhat	6,790	5,090	40.05	4	11	75	2.70	31,075
12	39/2C	Matbana, Bhandaria	Pirojpur	10,748	8,500	59.25	-	4	57	2.50	84,853
13	40/2	Pathargatha	Barguna	4,453	3,300	35.58	12	21	50	4.30	41,317
14	41/1	Barguna Sadar	Barguna	4,048	3,440	33.81	6	28	84	4.00	41,051
15	43/2C	Galachipa	Patuakhali	2,753	2,000	25.70	6	16	26	4.00	14,851
16	47/2	Kalapara	Patuakhali	2,065	1,850	17.55	3	6	30	4.25	5,411
17	48	Kalapara	Patuakhali	5,400	3,715	37.88	8	3	45	5.30	26,260
				100,817	80,574	623.85	134	244	794		762,960

Source: Project Appraisal Document 2013

Annex 3: Overview of PMU Staff

PMU Office Mobilization & Contact Numbers
PABX-9899320, 9899373
Fax: +88-02-9899325

PMU Staff

Sl	Designation	Name of Persons	Mobile Number	First Mobilization Date	Status
1	Project Director	Mr. Md. Habibur Rahman	01745-650854	29 Jan 18	
	Project Director	Mr. Md. Delwar Hossain	01745-650854	09 Feb 16	Transferred
	Project Director (former)	Mr. Md. Sarafat Hossain Khan	01745-038519	Nov 2013	Promoted
2	Deputy Project Director	Vacant			Vacant
3	Project Manager/Executive Engineer	Mr. Musa Nurur Rahman	01715-740505		Transferred; vacant
4	Project Manager/Executive Engineer	Mr. Jakaria Pervez	0171-2660025	13 Oct 16	
	Project Manager/Executive Engineer	Mr. Md. Nazibur Rahman	01711-134034		Transferred; vacant
5	Project Manager/Executive Engineer Khulna	Mr. Md. Abdul Hannan	01712-101250		
6	Project Manager/Executive Engineer Bagerhat	Mr. Mashiur Rahman		Apr-Jun 2017	
7	Additional Director (Account)	Mr. Md. Kabir Ahmed	01712-062333		
8	Deputy Director (Audit)	Vacant			Vacant
9	Sub Divisional Engineer (former)	Mr. Md. Safiqul Islam Sheikh	01734-601836		Promoted & Transferred
	Sub Divisional Engineer (former)	Mr. Md. Rezaul Karim	01868-555198		Promoted & Transferred
10	Sub Divisional Engineer	Mr. Md. Abdullah Al Mamun	01727-002788 01715-145975		Promoted & Transferred
11	Assistant Engineer	Mr. Md. Samiul Hoque	0172-6233262	01 Feb 16	
12	Sub Assistant Engineer	Mr. Md. Mustafizur Rahman	0171-5418687	10 Nov 16	
	Sub Assistant Engineer (former)	Mr. Biplob Kumar Gun	01715-007621		Promoted & Transferred
13	Sub Assistant Engineer	Mr. Md. Kabirul Islam	01711-943281	16 Feb 14	
14	Accountant	Mr. Md. Badarudduza	0174-9044491	24 Mar 14	
15	Cashier	Mr. Md. Kajal Hawlader	0181-6223451	27 Aug 15	
16	Secretary	Ayesha Salam	01816-365597		Resigned July 2016
17	MLSS	Aminul Islam	01688-288544	01 Apr 14	
18	Office Assistant	Shemul Islam	01935-847173	03 Mar 14	
19	Cleaner	Md. Azad Ali	01716-559334	18 Mar 14	
Certain vacancies to be filled once the work commences in Package 02 including the following for each Bagerhat and Barguna: Sub-Divisional Engineer, Assistant Engineer, Assistant Director, Deputy Assistant Engineer, Office Assistant cum Computer Operator and support staff.					

Sl	Designation	Name of Persons	Mobile Number	First Mobilization Date	Status
----	-------------	-----------------	---------------	-------------------------	--------

Individual Consultants to PMU

1	IPoE	Dr. Ainun Nishat	04478-444093 01819-228245	23 Mar 15	
2	Procurement Specialist	Mr. A.K.M Bodruddoza	01718-666946	21 Nov 13	First contract expired 30 Oct 16, extension issued
3	Procurement Panel Chairman (International 1)	Mr. Narayan Sharma		25 Nov 13	
4	Procurement Panel Expert (International 2)	Mr. I.A Khan Daniel Thirion		01 Apr 15 13 Apr 13	
5	Procurement Panel Expert (National)	Mr. Aminul Haque	01966-464646	25 Nov 13	
6	Sr. Revenue Specialist	Mr. M. A. Saleque	01199-001112	12 Aug 14	First contract expired 22 Dec 16, extension is in process
7	Sr. Social Specialist	Mr. Mustafizur Rahman		07 Aug 17	
	Sr. Social Specialist	Mr. Hasanur Rahman	01712-780176	02 Oct 14	Resigned 03 Jan 17
8	Financial Management Spec.	Mr. Michael Gomes		24 Apr 17	
	Financial Management Spec. (former)	Mr. Nasser Ahmed	01924-274567	02 Mar 15	Resigned 29 Feb 16
9	Sr. Environmental Specialist	Dr. Ashadul Alam	01747-215770	13 Apr 15	
10	Sr. Forestry Specialist	Mr. Md. Akbar Hossain	01711-543475	Jul 17	
11	IPoE Social Expert	Dr. Hafiza Khatun		Jul 17	
12	IPoE Panelists (3)	Vacant			

Annex 4 Project Input: Budget and Disbursements

												1 US\$= 79 BDT	
Annex 4.1: Financial Progress (Expenditures) – Capital Component of 2nd Quarter of the FY(2017-2018) [Oct to Dec 2017]												All BDT in Lakh Taka ("00,000")	
Major items of action	Total Project		Planned for the current FY	Progress							Achieved (%) against		
	BDT	US\$		BDT	Cumulative up to Last FY	Q-1	Q-2	Q-3	Q-4	Current FY	Cumulative up to this Qtr.	Year's Plan	Project Target
							BDT						
1. Acquisition of Assets													
1.a Equipment and goods under Comp. B, C, D (6800)	1,545.30	1,956,076	12.00	707.50		-			-	707.50	-	45.78%	
1.b Afforestation	3,280.00	4,151,899				-			-	-	-	-	
2. Acquisition/Purchase of Land													
2.a Acquisition of Land (544.16 ha)	8,852.40	11,205,570	4,046.15	4,806.25		3,730.56			3,730.56	8,536.81	92.20%	96.43%	
3. Works Contract Packages 1 to 3													
3.a Construction & Reconstructions of Drainage Structures (7041)	35,538.97	44,986,038	5,000.00	800.00		-			-	800.00	-	2.25%	
3.b Others (7081)	182,436.24	230,931,949	23,541.85	20,421.20		1,801.26			1,801.26	22,222.46	7.65%	12.18%	
4. CD & SD	2,815.00	3,563,291											
Sub-total Capital Component	234,467.91	296,794,823	32,600.00	26,734.95		-	5,531.82		-	5,531.82	32,266.77	16.97%	13.76%

Source: IMED-05 report December 2017 of CEIP-1

Annex 4.2 Financial Progress (Expenditures) – Revenue Component of 2nd Quarter of the FY(2017-2018) [Oct to Dec 2017]												1 US\$= 79 BDT All BDT in Lakh Taka ("00,000)	
Major items of action	Total Project		Planned for the current FY	Progress / Achievement							Achieved (%) against		
				Cumulative up to Last FY	Q-1	Q-2	Q-3	Q-4	Current FY	Cumulative up to this Q	Year's Plan	Project Target	
	BDT	US\$	BDT	BDT	BDT	BDT	BDT	BDT	BDT	BDT	%	%	
1. Implementation of SAP and EMP													
1.a Resettlement / Compensation Payments other than Land Acquisition	26,918.60	34,074,177	3,500.00	4,479.20		1,085.40			1,085.40	5,564.60	31.01%	20.67%	
1.b Consultancy service to Implement (a) Social afforestation;(b) social action plan (incl. setting up WMOs)	1,987.21	2,515,456				-			-	-	-	-	
2. Construction Supervision, M&E, Delta Monitoring													
2.a Consultancy Services for Construction Supervision & Detailed Engineering Design of remaining 12 Polder under CEIP, Phase-1	13,659.28	17,290,228	2,300.00	5,862.33		509.01			509.01	6,371.34	22.13%	46.64%	
2.b Third Party Monitoring & Evaluation (M&E) of overall project implementation, RAP & EMP	2,609.09	3,302,646	600.00	956.13		62.01			62.01	1,018.14	10.34%	39.02%	
2.c Consultancy Service for Long term monitoring, research of Bangladesh Coastal Zone	6,709.09	8,492,519	300.00			-			-	-	-	-	
3. Project Management, TA, Training, Strategic Studies													
3.a Project management support and audits	11,507.99	14,567,076	573.00	1,606.18	30.64	139.82			170.46	1,776.64	29.75%	15.44%	
3.b Consultancy Services for Institutional Capacity building, technical assistance and training to BWDB personnel	745.45	943,608				-			-	-	-	-	
3.c Consultancy Services for Feasibility studies and preparation of design for the following Phases of CEIP	4,323.64	5,472,962				-			-	-	-	-	
4. Overseas Training	745.45	943,608	124.00	203.19		89.80			89.80	292.99	72.42%	39.30%	
5. Honorarium/ Fees/ Remuneration	30.00	37,975	3.00	6.03		-			-	6.03	-	20.10%	
Sub-total Revenue Component	69,235.80	87,640,255	7,400.00	13,113.06	30.64	1,886.04	-	-	1,916.68	15,029.74	25.90%	21.71%	
<i>Source: IMED-05 report December 2017 of CEIP-1</i>													

Annex 5 Project Input Procurement Status and Plans

Annex 5.1 Project Input Procurement Status and Plans – Services

There are 25 procurement items of service categories. Among them, 6 consulting services would be contracted through firms and 19 consulting services would be recruited through individual consultant. "Procurement progress tracking" is discussed below separately: - firms and Individual Consultant (IC).

Consulting Service through Firm: Out of 6, two were contracted out, procurement for two packages has been initiated (*one is at the stage of finalization*) and remaining two are yet to start. Detail procurement process statistics are shown in the Tables 5.1a.

Recruitment of Individual Consultant (IC): 19 Individual Consultants are planned to be recruited. Out of them, 13 were recruited. For the second time for this position, **Draft Contract** with for 1 (one) Consultant (Communication Officer) **was signed but ultimately he didn't sign the contract expressing his inability due to his personal problem.** Recruitment of 2 Individual Consultants (Package CEIP-1/D1/S24 & CEIP-1/D1/S25) under CEIP-1 has been dropped. Recruiting of remaining 3 (three) ICs is in process. Detail procurement process statistics are shown in the Table 5.1b.

Note: Amounts shown below in USD converted as follows: 1 USD = 79 BDT and 1 Euro = 94.34 BDT.

Table 5.1a: Procurement Process Tracking Report Consulting Services (Firms) as on 31 December 2017

SI	1	2	3	4	5	6					
Description of Services	³ Consultancy service to Implement (a) social afforestation and (b) social action plan (incl. setting up WMOs)	Consultancy Services for a) Construction Supervision & Detailed Engineering Design for remaining Polders, b) Preparation of EIA of remaining Polders and c) RAP	Third Party Monitoring & Evaluation (M&E) of overall project implementation, RAP, EIA and EMP	Consultancy Services for Long Term a Monitoring, Research and Analysis of Bangladesh Coastal Zone.	Consultancy Services for Institutional Capacity building, technical assistance and training to BWDB personnel	Consultancy Services for Feasibility studies and preparation of design for the following Phases of CEIP					
Package No	CEIP-1/A2 & B1/S01	CEIP-1/ B2,B3 & C1/S02	CEIP-1/ C2/S03	CEIP-1/ C3/S04	CEIP-1/ D2/S22	CEIP-1/ D3/S23					
Reference #		CEIP-1-6-SBC-CF-CEIP-1/ B2,B3 & C1/S02	CEIP-1-7-SBC-CF-CEIP-1/ C2/S03	CEIP-1-42--CF-CEIP-1/ C3/S04	CEIP-1-40-SBC-CF-CEIP-1/D2/S22	CEIP-1-41-SBC-CF-CEIP-1/D3/S23					
Location / District		Dhaka	Dhaka	Dhaka	Dhaka	Dhaka					
P.P. - Executing Agency:		2014-1-BWDB-BWDB	2014-1-BWDB-BWDB	2014-1-BWDB-BWDB	2014-1-BWDB-BWDB	2014-1-BWDB-BWDB					
Method:		QBS	QBS		QBS	QBS					
Estimated / Actual		Estimated	Actual	Estimated	Actual	Estimated	Actual				
Amount in US\$	2,515,456	17,290,228	17,319,577 ⁴	3,302,646	3,447,175 ⁵	8,602,564		Estimated	Actual	Estimated	Actual
Preparation of ToR		09-Jun-14	ToR was finalized		ToR was finalized	01-Jan-15		1-Aug-17	Not yet started	1-Aug-17	Not yet started
NOL on ToR		21-Sep-14						20-Aug-17		20-Aug-17	
Advertisement of EoI		30-Sep-14	19-Jul-13		19-Jul-13	05-May-15		24-Aug-17	NA	24-Aug-17	NA
Receipt of REoI		13-Nov-14	22-Aug-13		22-Aug-13	22-Jun-15		25-Sep-17	NA	25-Sep-17	NA
Evaluation of REoI		Fresh procurement to be done ⁱ	Evaluation done		Evaluation done			Evaluation done		NA	NA
SL submitted to WB											
Shortlist gets WB NOL								18-Nov-15			
Preparation of RFP and Short List	14-Oct-14	20-Jan-14	15-Dec-13	06-Jan-14	15-Dec-13	30-Oct-14		30-Nov-17		30-Nov-17	
No Objection to RFP and Short List	14-Oct-14	03-Feb-14	28-Jan-14	03-Feb-14	20-Feb-14	20-Nov-14		14-Dec-17		14-Dec-17	
Issuance of RFP	14-Oct-14	27-Feb-14	19-Feb-14	27-Feb-14	26-Feb-14	30-Nov-14	19-Nov-15	18-Dec-17	NA	18-Dec-17	NA
Deadline for proposals & Bid Opening	20-Oct-14	17-Apr-14	17-Apr-14	12-May-14	08-May-14	29-Jan-15	28-Dec-15	29-Jan-18		29-Jan-18	
Technical Evaluation	24-Nov-14	19-May-14	Evaluation done	30-Jun-14	Evaluation done	31-Mar-15	31-Dec-15	26-Feb-18	NA	26-Feb-18	NA
Technical Evaluation Report submitted to WB					Dec 2014			26-Feb-18		26-Feb-18	

³ This Package (CEIP-1/A2 & B1/S01) has been divided in 5 Sub-Packages and Procurement Method has been changed from QCBS to CQS (Selection Based of Consultant's Qualification)

⁴ Original Contract Value of S02 is Euro 4,811,349 and BDT (864,343,933 + 50,000,000 = 914,343,933)

⁵ Original Contract Value of S03 is USD 1,397,297 and BDT (91,646,650 + 60,293,728 + 10,000,000 = 161,940,378)

SI	1	2	3	4	5	6		
No Objection to Technical Evaluation	08-Dec-14	09-Jun-14	21-Jul-14	Jan 2015	30-Apr-15	03-Mar-16	12-Mar-18	12-Mar-18
Financial proposal opening				05-Apr-15		17-Apr-16	25-Mar-18	25-Mar-18
Financial evaluation and combined Tech/Fin evaluation report completed							09-Apr-18	09-Apr-18
Combined Evaluation Report submitted to WB							10-Apr-18	10-Apr-18
WB gives NOL on combined evaluation							24-Apr-18	24-Apr-18
Final Evaluation and Negotiation	19-Jan-15	07-Jul-14	25-Aug-14		28-May-15		30-Apr-18	30-Apr-18
Negotiation		21-Aug-14		09-Apr-15		29-Jan-18	7-May-18	7-May-18
Negotiated draft contract sent to WB		31-Aug-14		19-Apr-15		29-Jan-18	8-May-18	8-May-18
WB gives NOL on draft contract	02-Feb-15	28-Jul-14	30-Sep-14	15-Sep-14	28-Apr-15	22-Jun-15	20-May-18	20-May-18
GOB Purchasing Committee (CCGP) approval				27-Aug-15			10-Jun-18	20-Jun-18
Contract Signature Date	09-Mar-15	18-Aug-14	30-Dec-14	27-Oct-14	01-Oct-15	08-Sep-15	20-Jun-18	30-Jun-18
Total days of Process (Bid Opening to Contract Signing Date)	140	123	257	168	511	222		
Commencement of Services					01-Nov-15			
End of Contract (Completed)	07-Mar-21	30-Jun-20		30-Jun-20		30-May-20	30-Jun-18	30-Jun-20
Remarks	This Package has been divided in 5 Sub-Packages and Procurement Method has been changed from QCBS to COS (Selection Based of Consultant's Qualification). Procurement Status is shown separately. Details is shown separately in Page-A-4	Negotiation meeting with 1st ranked Consulting Firm was concluded and minutes were signed on 21 Aug 2015. Draft contract and Financial Evaluation Report was sent to WB on 31 August. NoL received on 30 Sept and Contract was signed on 30 Dec, 2014. Consultants mobilized on 21-Jan-2015.	Negotiation meeting with 1st ranked Consulting Firm was concluded on 09 April, 2015. Draft contract and Financial Evaluation Report was sent to WB on 19 April 2015. NoL received on 28 April and Purchase Proposal was approved by CCGP on 27 August 2015. Contract was signed on 01 Oct, 2015. Consultants mobilized on 01 Nov 2015.	Tax obligation of the Consultant as per RFP, delayed the procurement process that was solved in the meeting held on September 30, 2017. The Consultant (JV of DHI and Deltares) extended the Proposal Validity Period up to 31 Mach 2018. Financial Negotiation concluded on 29 January 2018. Final Financial Evaluation Report and initialed draft contract were sent to World Bank on 29 January 2018.	The provision of this Package may be used for training purposes of BWDB officer in different Training Institute.	This contract will be taken up when Phase-1 has got substantial progress.		

The Package (CEIP-1/A2 & B1/S01) has been divided in 5 Sub-Packages those are as Follows:

SI	1a		1b		1c		1d		1e	
Description of Services	Consultancy service to Implement (a) Social action plan (incl. setting up WMOs) (b) Social afforestation and c) Integrated Pest Management Plan		Consultancy service to Implement (a) Social action plan (incl. setting up WMOs) (b) Social afforestation and c) Integrated Pest Management Plan		Consultancy service to Implement (a) Social action plan (incl. setting up WMOs) (b) Social afforestation and c) Integrated Pest Management Plan		Consultancy service to Implement (a) Social action plan (incl. setting up WMOs) (b) Social afforestation and c) Integrated Pest Management Plan		Consultancy service to Implement (a) Social action plan (incl. setting up WMOs) (b) Social afforestation and c) Integrated Pest Management Plan	
Package No	CEIP-1/A2 & B1/S1-A		CEIP-1/ B2,B3 & C1/S1-B		CEIP-1/ C2/S1-C		CEIP-1/ C3/S1-D		CEIP-1/ D2/S1-E	
Reference #	CEIP-1/A2 & B1/S1-A		CEIP-1/ B2,B3 & C1/S1-B		CEIP-1/ C2/S1-C		CEIP-1/ C3/S1-D		CEIP-1/ D2/S1-E	
Location / District	Dhaka		Dhaka		Dhaka		Dhaka		Dhaka	
P.P. - Executing Agency:	2014-1-BWDB-BWDB		2014-1-BWDB-BWDB		2014-1-BWDB-BWDB		2014-1-BWDB-BWDB		2014-1-BWDB-BWDB	
Method:	CQS (Consultant Qualifications Selection)		CQS (Consultant Qualifications Selection)		CQS (Consultant Qualifications Selection)		CQS (Consultant Qualifications Selection)		CQS (Consultant Qualifications Selection)	
Estimated / Actual	Estimated	Actual	Estimated	Actual	Estimated	Actual	Estimated	Actual	Estimated	Actual
Amount in US\$	531,232		619,489		459,287		457,830		398,992	
Preparation of ToR	21-Aug-17	21-Aug-17	21-Aug-17	21-Aug-17	21-Aug-17	21-Aug-17	21-Aug-17	21-Aug-17	21-Aug-17	21-Aug-17
NOL on ToR & REoI	24-Aug-17	24-Aug-17	24-Aug-17	24-Aug-17	24-Aug-17	24-Aug-17	24-Aug-17	24-Aug-17	24-Aug-17	24-Aug-17
Approval on TOR and REOI	30-Aug-17	24-Sep-17	30-Aug-17	24-Sep-17	30-Aug-17	24-Sep-17	30-Aug-17	24-Sep-17	30-Aug-17	24-Sep-17
List of NGO from DC	14-Sep-17	02-Nov-17	14-Sep-17	12-Nov-17	14-Sep-17	04-Dec-17	14-Sep-17	01-Nov-17	14-Sep-17	03-Jan-18
Receipt of REoI	01-Oct-17	22-Nov-17	01-Oct-17	27-Dec-17	01-Oct-17	27-Dec-17	01-Oct-17	22-Oct-17	01-Oct-17	
Evaluation of EOI and Approval	31-Oct-17	Ongoing	31-Oct-17	Ongoing	31-Oct-17	Ongoing	31-Oct-17		31-Oct-17	
Receive of Combined Proposal from 1 st ranked NGO	07-Nov-17		07-Nov-17		07-Nov-17		07-Nov-17		07-Nov-17	
Negotiation	28-Nov-17		28-Nov-17		28-Nov-17		28-Nov-17		28-Nov-17	
Notification of Intention of Award										
Contract Signature Date										
Total days of Process (Bid Opening to Contract Signing Date)										
Commencement of Services										
End of Contract (Completed)										
Remarks										List of effective NGO received from DC Patuakhali but it contains only one (1) NGO.

Table 5.1b: Procurement Process Tracking Report Consulting Services (Individual Consultants) as on 31 December 2017.

Sl No	1		2			3		4		5		
Description of Services	International Procurement Expert (Panel)		International Technical Expert (Panel)			Procurement Expert (National) for Panel		Individual Consultant as Procurement Specialist PMU (Nat'l)		Individual Consultant as Financial Management Specialist (National)		
Package No	CEIP-1/ D1/S05		CEIP-1/ D1/S06			CEIP-1/ D1/S07		CEIP-1/ D1/S08		CEIP-1/ D1/S09		
Reference #	CEIP-1-8-IC-CI-CEIP-1/ D1/S05		CEIP-1-9-IC-CI-CEIP-1/ D1/S06			CEIP-1-10-IC-CI-CEIP-1/ D1/S07		CEIP-1-11-IC-CI-CEIP-1/ D1/S08		CEIP-1-27-IC-CI-CEIP-1/D1/S09		
Location / District	Dhaka		Dhaka			Dhaka		Dhaka		Dhaka		
P.P. - Executing Agency:	2014-1-BWDB-BWDB		2014-1-BWDB-BWDB			2014-1-BWDB-BWDB		2014-1-BWDB-BWDB		2014-1-BWDB-BWDB		
Method:	IC		IC			IC		IC		IC		
Estimated / Actual	Estimated	Actual	Estimated	Actual 1 st	Actual 2 nd	Estimated	Actual	Estimated	Actual	Estimated	Actual 1 st	Actual 2 nd
Amount in US\$	1,104,590	0.43 0.564 million ⁶ 0.642 ⁷	1,104,590	0.17 million	0.490 million	225,641	0.111 million 0.134 million ⁸	384,295	0.121 million ⁹ 0.054 million ¹⁰	247,000	0.113 million ¹¹	0.101 million ¹²
Preparation of ToR		Both ToR & EoI Finalized		Both ToR & EoI Finalized		ToR Finalized		ToR & REoI Finalized		Fresh REoI Finalized	Fresh REoI Finalized	
NOL to the TOR	14-Oct-13	27-Jul-13	31-Oct-13	31-Jul-13		31-Oct-13	11-Jun-13	31-Oct-13	02-Jul-13	31-Dec-13	11-Dec-13	
Advertisement of EoI		31-Jul-13		06-Aug-13			No Advertisement		28-Jul-13		03-Nov-14	16 Mar 2016
Receipt of REoI		25-Aug-13		29-Aug-13			Only CV of were collected		20-Aug-13		01-Dec-14	14 Apr-16
Evaluation of REoI		Evaluated and concurred by WB		Evaluation done			Evaluated and concurred by WB		Evaluated and concurred by WB		Evaluated and concurred by WB	Evaluated and concurred by WB on 13-Apr-17
Shortlist submitted to WB												
Shortlist gets WB NOL												
Combined Evaluation Report submitted to WB												
WB gives NOL on combined evaluation												
Negotiation												

⁶ 1st amended Contract Price

⁷ 2nd amended Contract Price

⁸ Fresh Contract Price

⁹ Original Contract Price with Mr. A.K.M.Bodruddoza and contract ended on 31 October 2016.

¹⁰ Fresh Contract Price with Mr. A.K.M.Bodruddoza

¹¹ Contract Price with Mr. Nasir Ahmed and he resigned on 29-02-2016. So, fresh contract with Mr. Michael Gomes was executed.

¹² Contract Price with Mr. Michael Gomes

SI No	1		2			3		4		5		
Negotiated draft contract to WB												
WB gives NOL- draft contract												
Contract Signature Date	31-Dec-13	25-Nov-13	30-Jan-14	05-Mar-14	13-Apr-15	31-Dec-13	25-Nov-13	31-Dec-13	21-Nov-13	29-May-14	02-Mar-15	24-Apr-17
Contract signed		25-Nov-13					25-Nov-13		21-Nov-13			
Total days of Process (Bid Opening to Contract Signing Date)		146		140					93		187	375
End Date of Activity	28-Feb-17		31-Mar-18			¹³ 30-Jun-18		¹⁴ 31-Oct-17		30-Oct-19		31-Oct-19
Remarks	Contract Agreement between BWDB and Mr. Narayan D. Sharma was signed on 25 Nov, 2013. Contract Agreement was sent to WB. Period of contract expired on 30 October 2016 which was extended up to 31 January 2017. 3rd time extension up to 28-02-2018 with increase of inputs by 50 days has been approved.		Contract with Daniel Thirion was over on 04 March, 2015. Fresh Contract Agreement between BWDB and Mr. I A Khan was signed on 13 April, 2015. Contract Agreement was sent to WB. Panel member is now on board. Contract under execution.			Contract Agreement between BWDB and Mr. M. Aminul Haque was signed on 25 Nov, 2013. Contract Agreement was sent to WB. Panel member is now on board. Allotted 300 days input of Mr. Haque was consumed in October 2015. Fresh contract for 200 days was signed on 14 June 2016 over a period of 32 (thirty-two) months [FY 2015-2016 to FY 2017-2018]		Original Contract with Mr. A.K.M. Bodruddoza ended on 31 October 2016. Fresh contract for 12 months was signed on 14 March, 2017 with retroactive commencement date from 01 November 2016 that ended on 31 October 2017. Another contract with Mr. A.K.M. Bodruddoza on SSS Method, for a period of 12 months commencing from 01 November 2017 is in process.		Contract Agreement with Mr. Md. Nasser Ahmed was signed on 02 March, 2015. The FMS resigned on 29 Feb.2016. Fresh 35 Nos. REol were received on 14 April 2016. Negotiation with 3 rd ranked candidate Mr. Michael Gomes was carried out by PEC on 06 April 2017. WB's NOL obtained. Fresh contract with Mr. Michael Gomes was signed on 24-04-2017.		

¹³ As per fresh contract signed on 14 June 2016

¹⁴ As per fresh contract signed on 14 March 2017

Table 5.1b: Procurement Process Tracking Report Consulting Services (Individual Consultants) as on 31 December 2017

SI No	6		7			8		9		10	
Description of Services	Individual Consultant as Sr. Environment Specialist (PMU/Dhaka)		Individual Consultant as Sr. Social Specialist (PMU/Dhaka)			Individual Consultant as Sr. Forestry Specialist (PMU/Dhaka)		Individual Consultant as Communication officer (PMU/Dhaka)		Individual Consultant as Senior Revenue Officer (PMU/Dhaka)	
Package No	CEIP-1/ D1/S10		CEIP-1/ D1/S11			CEIP-1/D1/S12		CEIP-1/ D1/S13		CEIP-1/ D1/S14	
Reference #	CEIP-1-28-IC-CI-CEIP-1/D1/S10		CEIP-1-29-IC-CI-CEIP-1/D1/S11			CEIP-1-30-IC-CI-CEIP-1/D1/S12		CEIP-1-31-IC-CI-CEIP-1/D1/S13		CEIP-1-32-IC-CI-CEIP-1/D1/S14	
Location / District	Dhaka		Dhaka			Dhaka		Dhaka		Khulna	
P.P. - Executing Agency:	2014-1-BWDB-BWDB		2014-1-BWDB-BWDB			2014-1-BWDB-BWDB		2014-1-BWDB-BWDB		2014-1-BWDB-BWDB	
Method:	IC		IC			IC		IC		IC	
Estimated / Actual	Estimated	Actual	Estimated	Actual 1 st	Actual 2 nd	Estimated	Actual	Estimated	Actual	Estimated	Actual
Amount in US\$	212,000	0.101 million	212,000	0.0884 million	0.0648 million	212,000	0.083 million	131,000	0.067 million	131,000	0.0847 million 0.0644 million
Preparation of ToR		ToR & REOI finalized		ToR & REOI finalized	19 Jan 2017		1-Jan-17		ToR & REOI finalized		ToR prepared and finalized
NOL to the TOR	24-Jun-14		29-Apr-14	15-Apr-14	25-Jan-17	29-Dec-15	12-Jan-17	17-Aug-14		23-Dec-13	22-Dec-13
Advertisement of EoI		21-Oct-14		21-Apr-14	14-Mar-17		14-Mar-17		23-Nov-14 (1 st) 24-Jan-16 (2 nd)		30-Dec-13
Receipt of REoI		18-Nov-14		15-May-14	12-Apr-17		12-Apr-17		15-May-15 (1 st) 24-Feb-16 (2 nd)		06-Feb-14
Evaluation of REoI		Evaluated and concurred by WB		Evaluated & WB concurred	23 May-17		23-May-17		Evaluated & concurred by WB		Evaluated and concurred by WB
Shortlist submitted to WB											
Shortlist gets WB NOL											
Evaluation Report submitted to WB											
WB gives NOL on combined evaluation											
Negotiation											
Negotiated draft contract sent to WB											
WB gives NOL on draft contract									19-Oct-17		
Contract Signature Date	27-Nov-14	13-Apr-15	17-Jul-14	02-Oct-14	02-Aug-17	28-Apr-16	02-Aug-17	31-Dec-14		29-May-14	12-Aug-14
Total days of Process		146		140	147						187
End Date of Activity		12 April 2018		¹⁵ 03-Jan-17	01-Aug-19		01-Aug-19		TBD		¹⁶ 22-Dec-16

¹⁵ Contract ended due to resignation of the Consultant. Fresh procurement in process.

¹⁶ 1st contract ended. So, fresh contact on SSB in process.

Sl No	6	7	8	9	10
Remarks	Contract Agreement between BWDB and Dr. Asadul Alam was signed on 13 April, 2015. The Senior Environmental Specialist is now on board.	Contract Agreement between BWDB and Mr. Md. Hasanur Rahman was signed on 02 Oct, 2014. He resigned from the services on 03 January 2017 giving 28 days' notice. Fresh procurement is completed and the Consultant is on board	Procurement process has been initiated. Procurement is completed and the Consultant is on board	Two (2) EOI were earlier received at first invitation. So, fresh EOI was invited and 6 Nos. were received on 24 February 2016. Contract Agreement between BWDB and Mr. A K M Rahmat Ali Howlader was signed on 28 March 2017. But he didn't join. Negotiation with 2nd candidate failed. So, fresh procurement was initiated through collection of CVs as per suggestions of WB. Draft Contract with 1st ranked candidate Mr. Akhtaruzzaman was signed on 19 Oct 2017. But Mr. Akhtaruzzaman didn't sign the contract due to his personal problems. Consequently, negotiation with 2nd ranked candidate Mr. Aktar Uddin is in process after obtaining NoL of WB.	Contract Agreement between BWDB and Mr. M A Saleque was signed on 12 Aug, 2014. Contract ended on 22 Dec 2016. In order to keep continuation of the services of land acquisition and other related activities, procurement of the services of Mr. M A Saleque on sole source basis under a fresh Contract for 18 months has been completed. Contract was signed with retroactive date 23 December 2016. The Consultant is on board.

Table 5.1b: Procurement Process Tracking Report Consulting Services (Individual Consultants) as on 31 December 2017

SI No	11		12		13		14		15	
Description of Services	Individual Consultant as Social Specialist/Economist (PMU/Field)		Individual Consultant as Environment Specialist (PMU/Field)		IPoE for Coastal Morphologist and Estuarine/Tidal Hydraulics Expert		IPoE for Hydrodynamics & Coastal Modeling Expert		IPoE for Design Expert in Embankment and Hydraulic Structures	
Package No	CEIP-1 /D1/S15		CEIP-1/ D1/S16		CEIP-1/ D1/S17		CEIP-1/ D1/S18		CEIP-1/ D1/S19	
Reference #	CEIP-1-33-IC-CI-CEIP-1/D1/S15		CEIP-1-34-IC-CI-CEIP-1/D1/S16		CEIP-1-35-IC-CI-CEIP-1/D1/S17		CEIP-1-36-IC-CI-CEIP-1/D1/S18		CEIP-1-37-IC-CI-CEIP-1/D1/S19	
Location / District	Khulna		Khulna		Dhaka		Dhaka		Dhaka	
P.P. - Executing Agency:	2014-1-BWDB-BWDB		2014-1-BWDB-BWDB		2014-1-BWDB-BWDB		2014-1-BWDB-BWDB		2014-1-BWDB-BWDB	
Method:	IC		IC		IC		IC		IC	
Estimated / Actual	Estimated	Actual	Estimated	Actual	Estimated	Actual	Estimated	Actual	Estimated	Actual
Amount in US\$	131,000	0.0578 million	131,000	0.0481 million	181,600		181,600		165,000	
Preparation of ToR		1-Jan-17		Prepared		28- Nov-16		28- Nov-16		01-Jan -17
NOL to the TOR	24-Sep-14	3-Jan-17	24-Sep-14	28-Dec-16	24-Sep-14	13 Dec 16		13-Dec-16	24-Sep-14	19 Jan 17
Advertisement of EoI		14-Mar-17		12- Feb- 17		30 July-17		30 July-17		30 July-17
Receipt of REoI		12-Apl-17		14-Mar-17		14 Sep-17		14 Sep-17		14 Sep-17
Evaluation of REoI		Evaluation completed		Only 2(two) applications were received. PEC decided re-invitation of REoI.		Only 1(one) EoI application was received. PEC decided invitation of fresh REoI. WB concurred		Only 1(one) EoI application was received. PEC decided invitation of fresh REoI. WB concurred		Only 2(two) EoI applications were received. PEC decided invitation of fresh REoI. WB concurred
Shortlist submitted to WB										
Shortlist gets WB NOL										
Combined Evaluation Report submitted to WB				NA						
WB gives NOL on combined evaluation										
Negotiation										
Negotiated draft contract sent to WB				07-Sep-17						
WB gives NOL on draft contract				05-Oct-17						
Contract Signature Date	31-Dec-14	20-Jul-17	31-Dec-14	30-Oct-17	31-Dec-14				31-Dec-14	
Total days of Process		100								
Commencement of Services										
End Date of Activity	30-Jun-17	19-Jul-19	30-Jun-17		30-Jun-20		30-Jun-20		30-Jun-20	

SI No	11	12	13	14	15
Remarks	<p>Bank has provided NoL on ToR on 03 January 2017.</p> <p>Eol received on 12 April 2017 and evaluated. Consultant is on Board.</p>	<p>Bank provided NoL on ToR and REOl on 28 December 2016.</p> <p>Eol received on 14 March 2017. Only 2 (two) applications were received. PEC in its meeting on 06 April 2017, recommended for fresh invitation. WB suggested to collect CVs through direct approach and to evaluate including the 2 Eols received earlier.</p> <p>Procurement completed and the Consultant is on board.</p>	<p>PMU, CEIP-1 with the assistance of existing IPoE member, TL-DSC and TL- M&EC, has reviewed the ToR of the remaining four IPoE members and are of the opinion that positions of Coastal, Estuarine and River Morphologist and Sediment/Tidal Management Expert might be merged and named as Coastal Morphologist and Estuarine/Tidal Hydraulics Expert. Accordingly, restructured proposal was sent to WB on 28 September 2016. WB accepted the proposal on 07 November, 2016.</p> <p>Only 1(one) Eol received on scheduled date of 14 September 2017. So, fresh REOl was invited. Fresh Eols were received on 15 January 2018. Evaluation in process.</p>	<p>Proposal for inclusion of one new IPoE member as "Hydrodynamic and Coastal Modelling Expert" was sent to WB on 28 September 2016. WB accepted the proposal on 07 November, 2016.</p> <p>Only 1(one) Eol received on scheduled date of 14 September 2017. So, fresh REOl was invited. Fresh Eols were received on 15 January 2018. Evaluation in process</p>	<p>ToR was sent to WB on 1-Jan-17. Bank approved ToR on 19 January 2017.</p> <p>Only 2(two) REOl received on scheduled date of 14 September 2017. So, fresh REOl was invited. Fresh Eols were received on 15 January 2018. Evaluation in process.</p>

Table 5.1b: Procurement Process Tracking Report Consulting Services (Individual Consultants) as on 31 December 2017

SI No	16		17		18		19	
Description	IPoE for Social Expert		IPoE for Environment, Water Management and Polder Expert		Accounting and Financial Management System Specialist (AFMSS) (National)		Procurement of Individual Consultant as Information Technology Specialist (ITS) (National)	
Description of Services	IPoE for Social Expert=1 No		IPoE for Environment, Water Management and Polder Expert = 1 No		Procurement of Individual Consultant as Accounting and Financial Management System Specialist (AFMSS) (National) = 1 No		Information Technology Specialist (ITS) (National) = 1 No	
Package No	CEIP-1/ D1/S20		CEIP-1/ D1/S21		CEIP-1/ D1/S24		CEIP-1/ D1/S25	
Reference #	CEIP-1-38-IC-CI-CEIP-1/D1/S20		CEIP-1-39-IC-CI-CEIP-1/D1/S21					
Location / District	Dhaka		Dhaka		Dhaka		Dhaka	
P.P. - Executing Agency:	2014-1-BWDB-BWDB		2014-1-BWDB-BWDB					
Method:	IC		IC		IC		IC	
Estimated / Actual	Estimated	Actual	Estimated	Actual	Estimated	Actual	Estimated	Actual
Amount in US\$	165,000	0.124 million	165,000	0.154 million				
Preparation of ToR		Prepared		Updated ToR				
NOL to the TOR	24-Sep-14	07-Nov-16	24-Sep-14	concurred by WB				
Advertisement of EoI		NA ¹⁷		NA				
Receipt of REoI		NA		NA				
Evaluation of REoI		NA		NA				
Shortlist submitted to WB								
Shortlist gets WB NOL								
Combined Evaluation Report submitted to WB								
WB gives NOL on combined evaluation								
Negotiation								
Negotiated draft contract sent to WB		31-May-17						
WB gives NOL on draft contract		07 June -17		12-Mar-15				
Contract Signature Date	31-Dec-14	17 Jul-17	31-Dec-14					
Contract signed		17 Jul-17		23-Mar-15				
Total days of Process								
Commencement of Services								
End Date of Activity	30-Jun-20	30-Jun-20	30-Jun-20	31-Dec-2017				
Remarks	WB provided NoL on ToR on 07 November 2016 and concurred 3 CV approach for the selection of the social IPOE on 28 November 2016. Procurement completed and the IPoE is now on board.		Bank's NOL on Draft Contract was received on 12 March, 2015. Contract Agreement between BWDB and Dr. Ainun Nishat as IPoE was signed on 23 March 2015. The IPOE is now on board.		This is a new Package concurred by World Bank and entered into Revised Procurement Plan (PP- 2016-1). But it was decided that this service will be procured through GoB's revenue budget. This Package is dropped.		This is a new Package concurred by World Bank and entered into Revised Procurement Plan (PP- 2016-1). But it was decided that this service will be procured through GoB's revenue budget. This Package is dropped.	

¹⁷ Procured by collection of CVs through direct approach.

¹⁸ It has been decided that this service will be procured by Board through GoB's fund

¹⁹ It has been decided that this service will be procured by Board through GoB's fund

Annex 5.2a: Procurement Status and Plans - Works

As per the DPP, there are 4 packages of Works under the project. But these packages were reviewed and decided that works contract will be three packages. Package -01 has already contacted out. Package-02 is under way of procurement. Package -03 is yet to initiate.

Initiated-procurement as per the statement of "Status of Procurement" as on **31 December 2017** is described below:

SI. No	1		2 (Revs.)		3 (Revs.)		4
Description of Works	Rehabilitation / Reconstruction & Upgrading of Polder 32, 33, 35/1 and 35/3 under CEIP-1.		²⁰ Rehabilitation and upgrading of Polder 14/1, 15, 16, 17/1, 17/2 & 23 (Actual Nos. of Polder in package are 39/2C, 40/2, 41/1, 43/2C, 47/2 and 48)		²¹ Rehabilitation and upgrading of Polder 48,47/2 & 43/2C (Actual Nos. of Polder in this Package are 14/1, 15, 16, 17/1, 17/2, 23 & 34/3)		²² Rehabilitation and upgrading of Polder 40/2, 41/1, 34/3 and 39/2C
Package No	CEIP-1/W-1		CEIP-1/W-2 (revised)		CEIP-1/W-3 (revised)		
Reference #	CEIP-1-12-LPIPQ-O-CEIP-1/W-01		CEIP-1-13-LPIPQ-O-CEIP-1/W-02 (Rvsd.)		CEIP-1-13-LPIPQ-O-CEIP-1/W-03 (Rvsd.)		
Districts	Khulna		Patuakhali, Barguna and Pirojpur				
P.P. - Executing Agency:	2014-1-BWDB - BWDB		2014-1-BWDB - BWDB		2014-1-BWDB - BWDB		
Method:	ICB with post-qualification ²³		ICB with post-qualification		ICB		
Estimated / Actual	Estimated	Actual	Estimated	Actual	Estimated	Actual	
Amount in US\$	104,276,026.00	88,216,800.37 ²⁴	150,355,767.20	137,969,172.60 ²⁵	86.66 million USD		
Preparation of Document							
Tender Docs Submitted to WB		02-Mar-15		14-Oct-15, 09-Nov-15			
Bank's NOL	30-Jun-14	09-Mar-15	03-Jan-16	03-Dec-15			
Publication / Invitation	15-Jul-14	10-Mar-14	10-Jan-16	04-Dec-15			
Deadline tenders & Bid Opening	14-Sep-14	25-May-15	14-Mar-16	24-Mar-16			
Evaluation of Bids	18-Oct-14	13-Jun-15	18-Apr-16	19-Jun-16			
WB gives NOL on evaluation		19-Jul-15		04-Aug-16			
Negotiated draft contract sent to WB							
No Objection to Evaluation Report	10-Nov-14		09-May-16				
GOB Purchasing Committee approval		09-Sep-15		20-Aug-16			
Issuing NOA		21-Sep-15		15-Dec-16			
Contract signed	09-Jan-15	01-Nov-15	28-Jun-16	08 March 2017			
Advance Issued							
Commencement of Services		26-Jan-16					
Total days of Process	117	160	106				
End of Contract (Completed)	31/12/2017		30/06/2018				

²⁰ Nos. of Polders for this Package have been changed as '39/2C, 40/2, 41/1, 43/2C, 47/2 and 48' instead of previously included Nos of '14/1,15,16,17/1,17/2 & 23'

²¹ All the three (3) Polders of this Package (43/2C, 47/2 and 48) have been included under Package No.CEIP-1/W-02. So, this Package has been rearranged in terms of inclusion new Polders from Package #2 and # 4

²² Out of four (4) Polders, three (3) (40/2, 41/1 and 39/2C) have been included under Package CEIP-1/W-02. The remaining one (1) is included in Package #3 and this Package has been declared void.

²³ Method has been changed from ICBPQ (International Competitive Bidding with pre-qualification) to ICB (with post qualification)

²⁴ Original Contract Value of W-01 is BDT 6,969,127,229.

²⁵ Original Contract Value of W-02 is BDT 10,899,564,634.65.

SI. No	1	2 (Revs.)	3 (Revs.)	4
Remarks	7 Nos. Bids were received and M/S The First Engineering Bureau of Henan Water Conservancy of China was awarded the contract. Contract was signed on 01 Nov 2015. Civil works are going on.	7 Nos. Bids were received. Chongqing International Construction Corporation was awarded with the Contract. Contract was signed on 08 March 2017. Contractor started civil works.	Due to shortfall of fund, it has been decided to drop this package	This Package will be treated void since the polders under this package have been incorporated in the packages 2 & 3 (re-arranged)

Annex 5.3a: Procurement Status and Plans - Goods

As per the DPP, 14 items of Goods would be procured. Among them, 6 items were initiated for procurement as per the statement of “Status of Procurement” as on **31 December 2017**, which is described below:

SI No	1		2		3		4		5		6	
Description of Goods	Procurement of Motor Vehicles a) 4-WD Jeep/Cross Country (Total 10 Nos.) b) Micro Bus-(Total 1 No.)		Procurement of Motor Cycle- 10 Nos		Supply of Desktop Computer, Laptop, Printer, & UPS with Accessories under CEIP-1		Procurement of Engineering Equipment: a) Levelling instrument with accessories -5 & b) Total Station-3 Nos.		Office Equipment: 1) Multimedia Projector, 2) Air cooler, 3) PABX Intercom System, 4) Photocopier, 5) Fax, 6) Scanner, and 7) Plotter (36" Size) with accessories and related services under CEIP-1.		Procurement of Office Furniture under CEIP-1.	
Package No	CEIP-1/ G-1		CEIP-1/ G-2		CEIP-1/ G-4		CEIP-1/ G-5		CEIP-1/ G-6		CEIP-1/ G-7	
Reference #	CEIP-1-1-LPI-B-CEIP-1/G-1		CEIP-1-16-NCB-B-CEIP-1/G-2		CEIP-1-3-NCB-B-CEIP-1/G-4		CEIP-1-18-NCB-B-CEIP-1/G-5		CEIP-1-20-LPI-B-CEIP-1/G-6			
Districts	Dhaka		Dhaka		Dhaka		Dhaka		Dhaka		Dhaka	
P.P. - Executing Agency:	2014-1-BWDB - BWDB		2014-1-BWDB - BWDB		2014-1-BWDB - BWDB		2014-1-BWDB - BWDB		2014-1-BWDB - BWDB		2014-1-BWDB - BWDB	
Method:	NCB (National Competitive Bidding)		NCB (National Competitive Bidding)		NCB (National Competitive Bidding)		NCB (National Competitive Bidding)		NCB (National Competitive Bidding)		NCB (National Competitive Bidding)	
Estimated / Actual	Estimated	Actual	Estimated	Actual	Estimated	Actual	Estimated	Actual	Estimated	Actual	Estimated	Actual
Amount in US\$	1,000,000	749,427	19,231	23,248	62,000	64,643	19,880	10,333	30,000	27,771		
Preparation of Tender Document		17-Dec-14										
No Objection Documents	28-Feb-14	25-Dec-14	NA	NA	19-Mar-14	18-Mar-14	NA	NA				
Publication / Invitation	07-Mar-14	20 Oct 2015 (4th call)	02-Oct-14	08-Jul-15	22-Mar-14	19-Mar-14	17-Sep-14	08-Jul-15	01-Apr-14	01-Apr-14		17-Feb-16
Deadline tenders & Bid Opening	06-May-14	19-Nov-15	27-Oct-14	10-Aug-15	19-Apr-14	09-Apr-14	15-Oct-14	10-Aug-15	01-May-14	12-May-14		
Evaluation of Bids	05-Jun-14	02-Dec-15	25-Nov-14	07-Sep-15	19-May-14	28-Apr-14	12-Nov-14	06-Sep-15	31-May-14	29-May-14		
No Objection to Evaluation Report	19-Jun-14	NA	NA	NA	03-Jun-14	11-May-14	NA	NA	NA	NA		
Work order / Contract Date	18-Aug-14	07-Jan-16	16-Dec-14	04-Oct-15	08-Jul-14	08-Jun-14	03-Dec-14	04-Oct-15	05-Jul-14	09-Jun-14		
Total days of Process (between Bid Opening and Contract Signature Date)	104	49	50	55	80	60	49	55	65	28		
End of Contract (Completed)	31-Dec-14	04 Feb 2016	25-Jan-15	22-Nov-15	05-Aug-14	29-Jun-14	31-Dec-14	22-Nov-15	02-Aug-14	29 Jun 2014		
Remarks	* Contract for 1 No. Microbus (Lot No.2) executed on 18 Nov 2015. Supply completed ** Contract for 10 Nos. 4WD (Lot No.) vehicle executed on 07 January 2016. Supply completed		Tender was evaluated by BWDB TEC members. Contract executed on 04 October 2015. Supply completed		All Desktop Computer, Laptop, Printer, & UPS with Accessories were received.		Tender was evaluated by BWDB TEC members. Contract executed on 04 October 2015. Supply completed.		Tender was evaluated by BWDB TEC members. Work Order issued on 01 June 2014. All office equipment were supplied.		All office Furniture were supplied.	

Annex 5.3b Procurement Plan of Goods as per DPP

Package No	Description of Procurement as per TAPP/DPP Goods	Unit	Quantity	Procurement Method & (Type)	Contract Approving Authority	Source of Funds	Estimated Cost/ Contract Price (Million USD)	Indicative Dates			Remarks
								Invitation for Tender	Signing of Contract	Completion of Contract	
1	2	3	4	5	6	7	8	9	10	11	12
CEIP-1/G-01	Procurement of Motor Vehicles a) 4-WD Jeep/Cross Country (Total 15 Nos.) b) Micro Bus-(Total 2 Nos.)	Nos.	Motor Vehicle-10 Nos, Microbus-2 Nos	OTM(ICB)	HOPE	WB/IDA	0.75	August,2013	October,2013	April,2014	Contract for 1 No. Microbus (Lot No.2) executed on 18 November 2015 and supply completed. Contract for 10 Nos. 4WD (Lot No.) vehicle executed on 07 January 2016 and supply completed
CEIP-1/G-02	Procurement of Motor Cycle- 20	Nos.	Motor Cycle-10 Nos	OTM(NCB)	PD	WB/IDA	0.0234	September,2013	October,2013	February,2014	Tender was evaluated by BWDB TEC members. Contract executed on 04 October 2015. Supply completed
CEIP-1/G-03	Procurement of Speed Boat with engine & other accessories (Total 9 nos.)	Nos.	Speed Boat-5 Nos	OTM(NCB)	PD	WB/IDA	0.0609				Will be procured by December 2018
CEIP-1/G-04	Procurement of a) Computer - (Total 35 Nos, Laptop-10+Desktop-25), b) Colour/Black & White Printer-A3/A4 (Total 20 Nos), c) UPS= (Total 25 Nos), d) IPS = 10 Nos with ancillaries	Nos.	Computers - a) Laptop-5 Nos, Desktop-20 Nos, b) Printer-10 Nos, c) UPS-20 Nos, d) IPS-5 Nos with ancillaries	OTM(NCB)	PD	WB/IDA	0.065	August,2013	September,2013	December,2014	3 Tenders received on 09 April, 2014 and Evaluation done. Work Order issued on 12 May 2014. All Desktop Computer, Laptop, Printer, & UPS with Accessories were received.
CEIP-1/G-05	Engineering Equipment- a) Levelling instrument with accessories (Total-10 Nos), Total Station (Total-5 Nos)	Nos.	a) Levelling instrument - 5 Nos.; b) Total Station-3 Nos	OTM(NCB)	PD	WB/IDA	0.0103	October,2013	November,2013	January,2014	Tender was evaluated by BWDB TEC members. Contract executed on 04 October 2015. Supply completed.

Package No	Description of Procurement as per TAPP/DPP Goods	Unit	Quantity	Procurement Method & (Type)	Contract Approving Authority	Source of Funds	Estimated Cost/ Contract Price (Million USD)	Indicative Dates			Remarks
								Invitation for Tender	Signing of Contract	Completion of Contract	
1	2	3	4	5	6	7	8	9	10	11	12
CEIP-1/G-06	Office equipment with accessories a) Multimedia Projector(Total 4 Nos), b) Air cooler- (Total-10 Nos), c) PABX Intercom System -1 Set, d) Photocopier 10 Nos. e) Fax- 10 Nos., f) Scanner A3 Size- 4 Nos., g) Spiral Binding machine 4 Nos, h) Plotter Ao Size-1 No	Nos.	a) Multimedia Projector- 2 Nos, b) Aircooler- 5 Nos, c) PABX Intercom System- 1 set d) Photocopier- 5 Nos, e) Fax-4 Nos, f) Scanner-2 Nos, g) Spiral Binding Machine- 2 Nos,h) Plotter Ao Size -1 No	OTM(NCB)	PD	WB/IDA	0.028	August,2013	September,2013	January,2014	Tender was evaluated by BWDB TEC members. Work Order issued on 01 June 2014. All office equipment were supplied.
CEIP-1/G-07	Furniture (For Project Director, CEIP-1 BWDB, office)	LS	LS	OTM(NCB) /RFQ	PD	WB/IDA	0.0064	August,2013	September,2013	October,2014	All the furniture were supplied
CEIP-1/G-08	Procurement of Motor Vehicles a) 4-WD Jeep/Cross Country (Total 15 Nos.) b) Micro Bus- (Total 2 Nos.)	Nos.	Motor Vehicle-05 Nos	OTM(ICB)	PD	WB/IDA	0.449	01 January2018	05 May 2018		Program revised. Revised Procurement Plan (PP- 2016-1) was prepared and sent to WB on 27 February 2017.
CEIP-1/G-09	Procurement of Motor Cycle- Total= 20 Nos	Nos.	Procurement of Motor Cycle-10 Nos	OTM(NCB)	PD	WB/IDA	0.019			December 2018	Program revised. Revised Procurement Plan (PP- 2016-1) was prepared and sent to WB on 27 February 2017
CEIP-1/G-10	Procurement of Speed Boat with engine & other accessories (Total 09 nos.)	Nos.	Speed Boat-4 Nos	OTM(NCB)	PD	WB/IDA	0.051			June 2019	Program revised. Revised Procurement Plan (PP- 2016-1) was prepared and sent to WB on 27 February 2017
CEIP-1/G-11	Procurement of a) Computer-(Total 36 Nos, Laptop-10 + Desktop-25), b) Colour/Black & White Printer(Total 20 Nos), C) UPS= (Total 15 Nos), d) IPS= 10 Nos with ancillaries	Nos.	Computers- a) Laptop-5 Nos, Desktop-5 Nos; b) Printer-10 Nos, c) UPS-5 Nos, d) IPS-5 Nos with ancillaires	OTM(NCB)	PD	WB/IDA	0.041	05 July 2017	28 September 2017	20 November 2017	Program revised. Revised Procurement Plan (PP- 2016-1) was prepared and sent to WB on 27 February 2017. Supply completed on 28 November 2017.

Package No	Description of Procurement as per TAPP/DPP Goods	Unit	Quantity	Procurement Method & (Type)	Contract Approving Authority	Source of Funds	Estimated Cost/ Contract Price (Million USD)	Indicative Dates			Remarks
								Invitation for Tender	Signing of Contract	Completion of Contract	
1	2	3	4	5	6	7	8	9	10	11	12
CEIP-1/G-12	Engineering Equipment -a) Levelling instrument with accessories (Total - 10 Nos) Total Station-) Total- 5 Nos)	Nos.	a) Levelling instrument - 5 Nos.; b) Total Station-2 Nos	OTM(NCB)	PD	WB/IDA	0.015			June 2019	Program revised. Revised Procurement Plan (PP- 2016-1) was prepared and sent to WB on 27 February 2017
CEIP-1/G-13	Office equipment with accessories a) Multimedia Projector (Total 4 Nos), b) Air cooler- (Total-10 Nos), c) PABX Intercom System -1 Set, d) Photocopier 10 Nos. e) Fax- 10 Nos. f) Scanner A3 Size 4 Nos., g) Spiral Binding machine 4 Nos, h) Plotter Ao Size-1 No.	Nos.	a) MultiMedia Projector- 2 Nos, b) Aircooler- 5 Nos, c) Photocopier- 5 Nos, d) Fax-6 Nos, e) Scanner- 2 Nos, f) Spiral Binding Machine- Mos	OTM(NCB)	PD	WB/IDA	0.023			December 2018	Program revised. Revised Procurement Plan (PP- 2016-1) was prepared and sent to WB on 27 February 2017
CEIP-1/G-14	Procurement of Motor: Micro Bus – 1 No	Nos.	Micro Bus – 1 No				0.06			December 2018	This is a new Package concurred by World Bank and entered into Revised Procurement Plan (PP- 2016-1).

HOPE=Head of the Procuring Entity PD=Project Director

Annex 6 Governance Accountability and Action Plan

Issues/Risks/ Objective	Actions	Agency respon- sible	Timeline - Plan	Early Warning Indicators to Trigger Additional Action	Timeline - Actual	Remarks
Institutional Risks						
Need to strengthen capacity to handle large volume procurement, financial management, contract management, communications, and monitoring functions	Establish PMU with internally or externally hired staff as per the agreed Organogram.	BWDB	Key staff recruited 3-6 months after project effectiveness.	Delays in conduct of procurement, execution of contracts and processing of payments.	Effectiveness date Nov 2013. PMU Staffing <u>Project Director</u> – Dec 2013 appointed <u>Deputy PD</u> - <u>Procurement Spec</u> – Nov 2013 <u>Financial Management Spec</u> - originally March 2015-Feb 2016; filled again Apr 2017. <u>Sr. Environment Spec</u> –April 2015 <u>Sr. Social Spec</u> – original expert in place Oct 2014-Jan 2017. Contract signed with the replacement in Aug 2017. <u>Sr. Revenue Officer</u> – August 2014 <u>Communication Officer</u> – Fresh EOI Jan 2016; Evaluation of CVs sent to WB end Dec 2016. Contract signed 29 Mar 2017 but subsequently withdrew. <u>New candidate – WB gives NOL for draft contract 19 Oct 2017, but again candidate withdrew. 2nd ranked candidate cleared by WB and contract under negotiation.</u> <u>Sr. Forestry Spec.</u> – Draft contract signed 14 July 2017 and mobilized 02 August 2017. <u>Social Spec./Econ (Field)</u> – Contract	Most of the PMU staff have been recruited. Remaining in process are Communication Officer and 3 IPOE experts. Procurement of Long Term Monitoring, Research and Analysis of Bangladesh Coastal Zone still in process, but draft contract signed 29 January 2018 and sent to World Bank same day.

Issues/Risks/ Objective	Actions	Agency responsible	Timeline - Plan	Early Warning Indicators to Trigger Additional Action	Timeline - Actual	Remarks
	<p>Retain existing consultants or engage new consultants for design, construction supervision</p> <p>Contract Third Party M&E functions</p> <p>Increase frequency of Bank supervision missions, especially during the first 2 years.</p>	<p>BWDB</p> <p>BWDB</p> <p>WB</p>	<p>Contracted 1st year;</p> <p>Contracted 2nd year</p> <p>At least twice a year</p>		<p>signed 20 July 2017 and on board <u>Environment Specialist (Field)</u> – TOR & EOI notice approved by WB 28 Dec 2016. More CVs invited since response on 14 March 2017 was only two CVs. Contract signed 30 October 2017.</p> <p>Consultancies: <u>Procurement Panel</u> – fully in place since 2014 <u>DDCS&PMSC</u> contracted January 2015 <u>M&E Consultant</u> contracted Oct 2015 <u>IPOE</u> – 2 of 5 Members in place. For remaining 3, low response level in September 2017 led to a fresh solicitation. New response deadline was 15 January 2018 and now under evaluation.</p> <p>World Bank Missions: Start (FY 2013/14)– 1 mission PY1 (FY 2014/15)– 1 mission PY2 (FY 2015/16)– 2 missions PY3 (FY 2016/17)– 2 missions plus sector-specific missions PY4 (FY 2017/18)- 1 mission (Jul/Aug) plus 2 sector-specific missions so far</p>	
Need for proactive provision of information and enhanced transparency	Appoint a Communication Specialist as part of the PMU to act as RTI officer (until BWDB engages an RTI officer) in accordance with the RTI Act.	BWDB	3 -6 months after project effectiveness	Lack of information officer or frequent replacement	Communication Officer signed on, but then withdrew before joining (March 2017). <u>NOL given to draft contract on 19 Oct 2017 for new candidate, but he also withdrew. 2nd ranked candidate cleared by WB and negotiations ongoing.</u>	

Issues/Risks/ Objective	Actions	Agency respon- sible	Timeline - Plan	Early Warning Indicators to Trigger Additional Action	Timeline - Actual	Remarks
	<p>Quarterly Reporting on Project Implementation by PMU</p> <p>Set up a website and provide regular information on project performance as well as procurement information</p>	<p>BWDB</p> <p>BWDB</p>	<p>Quarterly</p> <p>Website set up by end of Year 1. Website regularly updated</p>	<p>Delays in establishment of website/ publishing information</p>	<p>First QPR submitted in Feb 2016 for period ending Dec 2015. QPRs routinely being prepared.</p> <p>From inception, notices and procurement results being posted on BWDB website and CPTU website (Ministry of Planning) or UN Development Business. New, easier-to-navigate BWDB website is under development. M&E Consultants have piloted a partial beta version of a web-based PMIS in November 2016, updated in September 2017 and preparing to launch in early 2018.</p>	
Procurement Risks						
Reduce risk of corruption in procurement.	<p>Retain design of few contracts processed in Dhaka to enhance scrutiny</p> <p>Publish/agree detailed mapping of procurement processes, including finite list of who has access to documents when in the process</p> <p>Enforce ICB procurement guidelines for documentation, timelines, and transparency</p>	<p>BWDB</p> <p>BWDB</p> <p>BWDB, Bank</p>	<p>On-going</p> <p>On-going</p> <p>On-going</p>	<p>Procurement red flags in ex ante and ex post review</p> <p>Inconsistencies with 'need to know' principles in procurement mapping, evidence of unauthorized access to information</p>	<p>Procurement packages have been aggregated in size to facilitate scrutiny.</p> <p>Documentation and mapping of processes completed December 2015.</p> <p>ICB guidelines are enforced.</p>	<p>PMU understands and follows procedures that safeguard procurement processes.</p>

Issues/Risks/ Objective	Actions	Agency respon- sible	Timeline - Plan	Early Warning Indicators to Trigger Additional Action	Timeline - Actual	Remarks
	Appoint a Procurement Panel	BWDB	3-6 months after project effectiveness	Panel members not recruited	Int'l Proc. Expert – Nov 2013 Nat'l Proc. Expert – Nov 2013 Int'l Technical Exp. – 2013, with replacement in April 2015	Replacement made April 2015 after expert did not renew contract.
	Enhance complaints mechanism with reporting established and follow-up guidelines	BWDB	On-going	Nature and frequency of complaints	GRC membership composition confirmed in Dec 2015. Fifteen (15) GRC formed in Package 01 area and 21 in Package 02. As of 31 December 2017, there were 134 grievances received, of which 20 were resolved by field level investigation and 94 resolved by the GRC. The remaining 20 grievances are being investigated by the GRC.	
Potential for or reduce risks of conflict of interest among participants in procurement	Declarations of no conflict of interest by BWDB personnel, including members of PP and bidders	BWDB	BWDB personnel by effectiveness; bidders at submission		Complied on rolling basis as staff, consultants and contractors join.	Periodic renewal of COI declaration may be considered.
	Review statements of financial interests encompassing key project staff	BWDB	Within one month of submission		Not a separate declaration from COI above.	
	Require bidders' statements concerning agents and other possible connections to persons involved with procurement.	BWDB	At bidding stage		Complied on ongoing basis.	
Contract Execution and Project Management Risks						
Avoid collusion of parties involved and ensure transparent	BWDB website includes information on contract execution (e.g. gross estimate of completion of works etc.)	BWDB	As information becomes available	Website does not include updated information	Complied on ongoing basis, as information is available. Please see cptu.gov.bd website. Select "Contract	In the future, services will also be uploaded to

Issues/Risks/ Objective	Actions	Agency respon- sible	Timeline - Plan	Early Warning Indicators to Trigger Additional Action	Timeline - Actual	Remarks
management of contracts	<p>Establish enhanced complaints mechanism, including ICT</p> <p>Numerous levels of scrutiny:</p> <ul style="list-style-type: none"> - PD serve as Employer's representative - Construction Supervision Consultant as Engineer - Nominate Resident Engineers at the site - M&E Consultant to oversee project performance 	<p>BWDB</p> <p>Construc tion Consult- ants, M&E</p>	By project effectiveness		<p>Award Notices", MOWR, BWDB. Services have not been uploaded here, but were uploaded to UN Development Business.</p> <p>In process of being developed.</p> <p>In place: PD – Nov 2013 to Feb 2016 New PD appointed – Feb 2016 New PD appointed – Jan 2018</p> <p>DDCS&PMSC – Jan 2015</p> <p>REs nominated – Jan 2015; RE position for Package 01 vacant for since August 2017 RE position for Package 02 vacant though notice to commence issued to Contractor 12 July 2017.</p> <p>M&E – Nov 2015</p>	cptu.gov.bd website within the 30 day window after contract signing.
Fraud and Corruption in Delivery of RAP Benefits						
Potential for improper targeting of beneficiaries and/or false delivery	<p>Contract out implementation of RAP to experienced NGOs, with reputable track record for similar programs</p> <p>Ensure third party monitoring by the M&E Consultants</p>	<p>NGOs</p> <p>M&E</p>	<p>Contract in place</p> <p>Contract in place</p>	<p>Reviewers (BWDB, WB) receive plausible complaints borne out by frequency or other corroboration</p>	<p>DDCS&PMSC has KMC on its team, charged with looking after the RAP implementation (since Jan 2015).</p> <p>M&E Consultants in place Nov 2015 and developed a Comprehensive M&E</p>	<p>There were some complaints. DDCS&PMS Consultant has undertaken preliminary investigation.</p>

Issues/Risks/ Objective	Actions	Agency respon- sible	Timeline - Plan	Early Warning Indicators to Trigger Additional Action	Timeline - Actual	Remarks
	Conduct survey among beneficiaries	M&E	Unit in place by effectiveness or before	Survey results identify improprieties	Strategy which is being implemented. Baseline survey designed and implemented in second quarter 2016. Second baseline plus midline being launched February 2018.	
	Enhance complaints mechanism, including use of ICT	M&E	Designated office in place by effectiveness, begin implementing expanded disclosure plan three months after effectiveness		In process of being developed.	
	Suo moto disclosure of information	BWDB			Communication Officer REOI re-advertised in January 2016. Contract signed in March 2017, but expert withdrew before joining. Recruitment in process. New candidate draft contract granted NOL by WB 19 Oct 2017.	

Annex 7 Key Performance Indicators and Targets per PAD/DPP

Results Framework and Monitoring

Project Development Objectives															
Indicator Name	Core	Unit of Measure	Base line	Cumulative Target Values								Fre- quency	Data Source/ Meth.	Responsible for Data Collection	Remarks
				YR1 14/15	YR2 15/16	YR3 16/17	YR4 17/18	YR5 18/19	YR6 19/20	YR7 20/21	End Target				
Gross area protected		1000 x ha	-	-	-	-	36.5	67.7	77.9	100.8	100.8	Annual	BWDB	M&E	
<i>Achievement</i>				-	-	-									
Direct project beneficiaries from increased resilience to climate change (number) of which female (percentage) %	X	1000 x person	0	0	0	0	230	480	530	760	760 (50%)	Annual	BWDB	M&E	
<i>Achievement</i>				0	0	0									
Increase cropping intensity		(%)	140	-	-	-	155	167	171	180	180	Annual	BWDB	M&E	
<i>Achievement</i>				-	-	-									
Contingent Emergency Appropriation		Triggered, if requested [Y/N]	NA	NA	NA	NA	NA	NA	NA	NA	NA	NA	BWDB	NA	
<i>Achievement</i>				NA	NA	NA									

Intermediate Results Indicators																
Indicator Name	Core	Unit of Measure	Base line	Cumulative Target Values								End Target	Fre-quency	Data Source/ Meth.	Responsible for Data Collection	Remarks
				YR1 14/15	YR2 15/16	YR3 16/17	YR4 17/18	YR5 18/19	YR6 19/20	YR7 20/21						
Length of upgraded embankment		km	0	-	20	121	309	452	551	623	623	Annual	BWDB	M&E		
<i>Achievement</i>				-	0.8	27.9	27.9								27.9 kms done; 60.4 kms in process	
Drainage structures replaced and upgraded		No.	-	-	3	23	59	89	113	129	129	Annual	BWDB	M&E		
<i>Achievement</i>				-	0	3	10								10 excluding gates and CC blocks; another 20 in progress	
Regulators upgraded		No.	-	-	4	28	73	106	123	134	134	Annual	BWDB	M&E		
<i>Achievement</i>				-	0	0	0									
Flushing inlets upgraded		No.	0	-	9	52	127	178	214	244	244	Annual	BWDB	M&E		
<i>Achievement</i>				-	0	1	1								1 excluding gates / CC blocks; another 14 in progress	
Length of Drainage Channels upgraded		Km	0	-	27	157	381	540	681	794	794	Annual	BWDB	M&E		
<i>Achievement</i>				-	0	11	16								Ratio length	
Area restored re/afforested	X	ha	-	-	-	-	-	100	200	300	300	Annual	BWDB	M&E		
<i>Achievement</i>				-	-	-	-									

Intermediate Results Indicators																
Indicator Name	Core	Unit of Measure	Base line	Cumulative Target Values								End Target	Fre-quency	Data Source / Meth.	Responsible for Data Collection	Remarks
				YR1 14/15	YR2 15/16	YR3 16/17	YR4 17/18	YR5 18/19	YR6 19/20	YR7 20/21						
Water Management Organization (WMO)		Nb.	0	-	-	-	1	2	3	4	4	Annual	BWDB	M&E/NGO		
<i>Achievement</i>				-	-	-										
Improved coastal monitoring		Studies	Limited data					1		2	2	Annual	BWDB	M&E		
<i>Achievement</i>				-	-	-										
BWDB days of training provided	X	No.	0	20	40	60	80	100	120	140	160	Annual	BWDB		Project total needs to be 140 (or PY7 should be 160).	
<i>Achievement</i>				33 (341)	33 (341)	33 (341)	45 (461)								Reported duration in days (plus person-days)	
Client days of training provided - Female	X	No.	0								60	Annual	BWDB			
<i>Achievement</i>				33 (66)	33 (66)	33 (66)	33 (66)								Reported duration in days (plus person-days)	
Grievance Redress Committee (GRC)		No.	0		4		10	13	17			Annual	BWDB	M&E/NGO		
<i>Achievement</i>					4 (15 GRC)	4 (15 GRC)	10 (36 GRC)								GRC formation undertaken for all polders of Package 01 and 02. Those for Package 02 not yet functional.	