



GOVERNMENT OF THE PEOPLE'S REPUBLIC OF BANGLADESH  
MINISTRY OF WATER RESOURCES

BANGLADESH WATER DEVELOPMENT BOARD  
**COASTAL EMBANKMENT IMPROVEMENT PROJECT PHASE-I (CEIP-I)**

Financed by World Bank with  
Grant Contribution of PPCR - Climate Investment Fund

**Quarterly Progress Report No. 8**  
**July-September 2017**

Progress Report for 1<sup>st</sup> Quarter of GoB Fiscal Year 2017-18  
Implementation Quarter 11 (since 01 January 2015)

Submitted to:

Project Management Unit  
CEIP-1

Prepared by  
Sheladia Associates, Inc. (USA)  
in association with BETS Consulting Services, Ltd.  
Third Party M&E Consultants for Overall Project Implementation  
(CONTRACT PACKAGE NO.CEIP-1/ C2/S3)



18 November 2017

**BASIC DATA**

Country : *Bangladesh*  
 Project Title : Coastal Embankment Improvement Project, Phase-1  
 Implementing Agency : Bangladesh Water Development Board  
 Report number : 8  
 Reporting Period : Quarter of July-September 2017

**CURRENCY EQUIVALENTS**

(Exchange Rate Effective May 15, 2013)  
 Currency Unit = Bangladeshi Taka (BDT)  
 US\$ 1 = BDT 79  
 Currency Unit = Special Drawing Rights (SDR)  
 US\$ 1 = SDR 0.66269

**FISCAL YEAR**

July 1 - June 30

Grant Project Component: Pilot Program for Climate Resilience (PPCR)

2.1.1. Grant Source : Climate Investment Fund

2.1.2. Grant Amount : US\$ 25 Million

2.1.3. Date of Grant Approval : 29 May 2013

US\$ 5 Million are allocated for Project Component C 3 Long Term Monitoring, Research and Analysis of Bangladesh Coastal Zone.

**Table i-1: PPCR Expected Disbursements**

Pilot Program for Climate Resilience (PPCR) Expected Disbursements (in US\$ Million)								
Fiscal Year	2014	2015	2016	2017	2018	2019	2020	2021
Annual			10	10	5			
Cumulative			10	20	25			

Source: Project Appraisal Document, 2013

**Loan IDA**

2.2.1. Loan Number / Project ID : No. P128276

2.2.2. Loan Amount : US\$375 Million

2.2.3. Date of Loan Approval : 29 May 2013

2.2.4. Date of Loan Declared Effective /

Project Implementation Start Date : 02 Sep 2013

2.2.5. Expected Closing Date : 31 Dec 2020

**Table i-2: IDA Expected Disbursements (US\$ Million)**

IDA Expected Disbursements (in US\$ Million)								
Fiscal Year	2014	2015	2016	2017	2018	2019	2020	2021
Annual	5	5	10	45	75	75	75	85
Cumulative		10	20	65	140	215	290	375

Source: Project Appraisal Document, 2013

## ACRONYMS AND ABBREVIATIONS

ADB	Asian Development Bank
aka	also known as
BDT	Bangladeshi Taka
BFD	Bangladesh Forestry Department
BoQ	Bill of Quantities
BUET	Bangladesh University of Engineering & Technology
BWDB	Bangladesh Water Development Board
C&AG	Controller and Auditor General
C-ESMP	Contractor's Environmental and Social Management Plan
CCGP	Cabinet Committee for Government Purchase
CCL	Cash Compensation Under Law
CEGIS	Center of Excellence for Geospatial Information Science
CEIP	Coastal Embankment Improvement Project
CERC	Contingent Emergency Response Component
CIF	Climate Investment Fund
COI	Conflict of Interest
CPTU	Central Procurement Technical Unit
CQS	Consultant Qualifications-Based Selection
CUL	Compensation Under Law
DA	Designated Account
DC	Deputy Commissioner
DG	Director General
DLAC	District Land Acquisition Committee
DoE	Department of Environment
DSC	Detailed Design, Construction Supervision & Project Management Support Consultants
DDCS&PMSC	Detailed Design, Construction Supervision & Project Management Support Consultants
DVD	Digital Video Disk
EA	Environmental Assessment
EC	Entitlement Cards
ECC	Environmental Clearance Certificate (of DoE)
EHS	Environmental Health and Safety
EIA	Environment Impact Assessment
EP	Entitled Persons
EMF	Environment Management Framework
EMP	Environmental Management Plan
Eoi	Expression of Interest
FAPAD	Foreign Aided Project Audit Directorate
F&C	Fraud and Corruption
FGD	Focus Group Discussion
FIDIC	Federation Internationale des Ingenieurs Conseils (French); International Federation of Consulting Engineers
FM	Financial Management
FMS	Financial Management Specialist

FO	Field Office
FY	Fiscal Year
GAAP	Governance and Accountability Action Plan
GBM	Ganges, the Brahmaputra or Jamuna, and the Meghna
GCC	General Conditions of Contract
GCM	Global Climate Model
GIS	Geographic Information System
GoB	Government of People's Republic of Bangladesh
GPS	Global Positioning System
GRC	Grievance Redress Committee
GRM	Grievance Redress Mechanism
ha	hectare
HOPE	Head of the Procuring Entity
HQ	Headquarters
IC	Individual Consultant
ICB	International Competitive Bidding
ICBPQ	International Competitive Bidding with pre-qualification
ICT	Information and Communications Technology
ID	Identification
IDA	International Development Association (World Bank Group)
IFB	Invitation for Bid
IMED	Implementation Monitoring and Evaluation Division (Ministry of Planning)
IOL	Inventory of Losses
IPCC	Intergovernmental Panel on Climate Change
IPDP	Indigenous Peoples Development Plan
IPM	Integrated Pest Management
IPOE	Independent Panel of Expert
IRM	Immediate Response Mechanism
ISM	Implementation Support Mission
IUFR	Interim Unaudited Financial Report
IWM	Institute of Water Modeling
JVS	Joint Verification Survey
km	kilometer
KMC	Knowledge Management Consultants, Ltd. (RAP Team of DDCS&PMSC)
LAP	Land Acquisition Plan
LCS	Labor Contracting Societies
LG	Local Government
LGED	Local Government Engineering Department
MDSP	Multipurpose Disaster Shelter Project
MEAG	M&E Advisory Group
MIS	Management Information System
MoL	Ministry of Lands
MoWR	Ministry of Water Resources
M&E	Monitoring & Evaluation
NCB	National Competitive Bidding

NGO	Non-Government Organization
NID	National ID
NOL	No Objection Letter
NCR	Non-Compliance Register/Record
O&M	Operation and Maintenance
OP	Operation Policy
OTM	Other Method
PAH	Project Affected Household
PAP	Project Affected Person
PAVC	Property Asset Valuation Committee
PC	Polder Committee
PCM	Public Consultation Meeting
PD	Project Director
PDO	Project Development Objectives
PMU	Project Management Unit
PMIS	Project Management Information System
PPCR	Pilot Program for Climate Resilience
PPE	Personal Protective Equipment
PRAC	Physical Relocation Assistance Committee
PRMP	Procurement Risk Mitigation Plan
PSC	Project Steering Committee
PY	Project Year
Q	Quarter
QBS	Quality Based Selection
QPR	Quarterly Progress Report
RAP	Resettlement Action Plan
RE	Resident Engineer
REOI	Request for Expression of Interest
RFP	Request for Proposal
ROW	Right-of-Way
RTI	Right to Information
SAP	Social Action Plan
SDR	Special Drawing Rights
SECU	Social, Environment and Communication Unit
SLR	Sea-Level Rise
SMRPF	Social Management and Resettlement Policy Framework
TA	Technical Assistance
ToR	Terms of Reference
UNDB	United Nations Development Business
USD	United States Dollar
WB	World Bank
WMO	Water Management Organization
WMIP	Water Management Improvement Project
XEN	Executive Engineer

## Quarterly Progress Report No. 8 July-September 2017

### Table of Contents

BASIC DATA .....	i
ACRONYMS AND ABBREVIATIONS .....	ii
EXECUTIVE SUMMARY .....	ix
1. PROJECT BACKGROUND .....	1
2. PROJECT INPUTS .....	4
2.1 Finance and Disbursements .....	4
2.2 Project Inputs – Personnel and Equipment .....	7
2.2.1 Project Organization Chart.....	7
2.2.2 Project Management Unit (PMU) .....	7
2.2.3 Detailed Design, Construction Supervision and Project Management Support Consultant (DDCS&PMSC).....	8
2.2.4 Consultancy Service to Implement: (a) Social Afforestation and (b) Social Action Plan including setting up WMOs.....	9
2.2.5 Consultancy Service for Long Term Monitoring, Research and Analysis of Bangladesh Coastal Zone .....	9
2.2.6 Works Contractors .....	10
2.2.7 Third Party M&E Consultants.....	12
2.3 Procurement .....	13
3. STATUS OF PROJECT OUTPUTS BY COMPONENT .....	17
3.1 Outputs of Component A: Rehabilitation and Improvement of Polders .....	17
3.1.1 Outputs of A1: Rehabilitation and Improvement of Polders –Package 01 .....	17
3.1.2 Outputs of A1: Rehabilitation and Improvement of Polders –Package 02 .....	25
3.1.3 Outputs of A1: Rehabilitation and Improvement of Polders –Package 03 .....	26
3.1.4 Output of A2: Social Afforestation and Community Mobilization .....	26
3.2 Outputs of Component B: Implementation of Social and Environmental Management Frameworks and Plans .....	26
3.2.1 Outputs of B1: Implementation of Social Action Plans.....	26
3.2.2 Outputs of B2: Implementation of Social Management and Resettlement Policy Framework (SMRPF) and Resettlement Action Plans (RAPs) .....	26
3.2.3 Outputs of B3: Implementation of EMF and EMPs .....	35
3.3 Outputs of Component C: Construction Supervision, Project Monitoring and Evaluation and Coastal Zone Monitoring .....	39
3.3.1 Outputs of C1: Detailed Design and Construction Supervision of Package 01 .....	39
3.3.2 Outputs of C1: Detailed Design and Construction Supervision of Package 02 .....	39
3.3.3 Outputs of C1: Detailed Design and Construction Supervision of Package 03 .....	40
3.3.4 Outputs of C2: Third Party Monitoring and Evaluation of Project.....	42
3.3.5 Outputs of C3: Long-Term Monitoring, Research and Analysis of Bangladesh Coastal Zone.....	45
3.4 Outputs of Component D: Project Management, Technical Assistance, Training and Strategic Studies .....	45
3.4.1 Outputs of D1: Project Management Support and Audits.....	45
3.4.2 Outputs of D2: Technical Assistance and Training.....	47
3.4.3 Outputs of D3: Strategic Studies and Future Project Preparation.....	48
3.5 Outputs of Component E: Contingent Emergency Response .....	48

4.	KEY PERFORMANCE INDICATORS .....	49
5.	PLANS FOR THE NEXT TWO QUARTERS AND BEYOND .....	50
5.1	Planned Outputs for Component A: Rehabilitation and Improvement of Polders.....	50
5.1.1	Planned Outputs of A1: Rehabilitation and Improvement of Polders .....	50
5.1.2	Planned Output of A2: Afforestation .....	51
5.2	Planned Outputs of Component B: Implementation of Social and Environmental Management Frameworks and Plans .....	51
5.2.1	Planned Outputs of B1: Implementation of Social Action Plans.....	51
5.2.2	Planned Outputs of B2: Implementation of Social Management and Resettlement Policy Framework (SMRPF) and Resettlement Action Plans (RAPs) .....	51
5.2.3	Planned Outputs of B3: Implementation of EMF and EMPs.....	57
5.3	Planned Outputs of Component C: Construction Supervision, Project Monitoring and Evaluation and Coastal Zone Monitoring.....	58
5.3.1	Planned Outputs of C1: Detailed Design and Construction Supervision .....	58
5.3.2	Planned Outputs of C2: Third Party M&E Consultants .....	58
5.3.3	Planned Outputs of C3: Long-Term Monitoring, Research and Analysis of Bangladesh Coastal Zone .....	58
5.4	Planned Outputs of Component D: Project Management, Technical Assistance, Training and Strategic Studies .....	59
5.4.1	Planned Outputs of D1: Project Management Support and Audits.....	59
5.4.2	Planned Outputs of D2: Technical Assistance and Training.....	59
5.4.3	Planned Outputs of D3: Strategic Studies and Future Project Preparation.....	60
5.5	Planned Outputs of Component E: Contingent Emergency Response .....	60
6.	CONTRACTUAL, LEGAL AND ADMINISTRATIVE MATTERS .....	61
6.1	Works Contract W-01.....	61
6.1.1	Performance Bonds and Insurance .....	61
6.1.2	Invoices and Payments.....	61
6.1.3	Contract Modifications .....	61
6.2	Works Contract W-02.....	61
6.2.1	Performance Bonds and Insurance .....	61
6.2.2	Invoices and Payments.....	61
6.2.3	Contract Modifications .....	61
6.3	Works Contract W-03.....	61
6.4	DDCS&PMS Consultants Contract.....	61
6.4.1	Invoices and Payments.....	61
6.4.2	Contract Modifications .....	61
6.5	Third Party M&E Consultants Contract.....	61
6.5.1	Invoices and Payments.....	61
6.5.2	Contract Modifications .....	62
7.	ISSUES AND RECOMMENDATIONS .....	63
	ANNEXES .....	A-1
	Annex 1 Map of the Project Area.....	A-1
	Annex 2: Basic Characteristics of the Project Polders as per PAD .....	A-2
	Annex 3: Overview of Personnel Working under the Project.....	A-3
	Annex 4 Project Input: Budget and Disbursements.....	A-8
	Annex 5 Project Input Procurement Status and Plans.....	A-10
	Annex 6 Governance Accountability and Action Plan.....	A-30
	Annex 7 Key Performance Indicators and Targets per PAD/DPP.....	A-35
	Annex 8 List of DDCS&PMS Consultant Reports .....	A-38

## List of Tables

TABLE 1: REVENUE EXPENDITURES / INPUT COST UP TO 1 <sup>ST</sup> QUARTER OF FY 2017-18 (AS OF 30-SEP-17).....	4
TABLE 2: CAPITAL EXPENDITURES / OUTPUT COST AS OF 1 <sup>ST</sup> QUARTER OF FY 2017-2018 (AS OF 30 SEP 2017) .....	5
TABLE 3: REVENUE-TO-CAPITAL EXPENDITURE DISBURSEMENT RATE FOR FY 2017-18.....	5
TABLE 4: WORLD BANK DISBURSEMENT TO CEIP-1.....	6
TABLE 5: STATUS OF DEPLOYMENT OF MOST CRITICAL STAFF OF DDCS&PMS CONSULTANT.....	8
TABLE 6: DEPLOYMENT OF RAP CONSULTANT’S FIELD STAFF AS OF 30 SEPTEMBER 2017.....	9
TABLE 7: MANPOWER MOBILIZED BY THE CONTRACTOR.....	10
TABLE 8: REQUIRED EQUIPMENT –ESTIMATE OF DDCS&PMSC PACKAGE 01.....	11
TABLE 9: EQUIPMENT MOBILIZED BY THE CONTRACTOR AS OF 30 SEPTEMBER 2017 .....	11
TABLE 10: MANPOWER MOBILIZED BY PACKAGE 02 CONTRACTOR AS OF OCTOBER 2017 .....	11
TABLE 11: EQUIPMENT REQUIREMENTS AND STATUS – PACKAGE 02 .....	12
TABLE 12: M&E CONSULTANTS STAFF UTILIZATION AS OF 30 SEPTEMBER 2017 (MONTH 23 OF 60) .....	13
TABLE 13: PROCUREMENT STATUS – CONSULTING FIRM SERVICES.....	13
TABLE 14: PROCUREMENT STATUS – INDIVIDUAL CONSULTANT SERVICES.....	14
TABLE 15: PROCUREMENT STATUS - WORKS .....	15
TABLE 16: PROCUREMENT STATUS - GOODS.....	16
TABLE 17: STATUS OF SITE OFFICES AND LABORATORIES.....	17
TABLE 18: NUMBER OF MANUAL AND AUTOMATED CC BLOCK MACHINES BY LOCATION .....	18
TABLE 19: PRE-CONSTRUCTION CROSS-SECTION SURVEY WORKS SUMMARY-30 SEPTEMBER 2017 .....	18
TABLE 20: STATUS OF PROGRESS OF PERMANENT WORKS – EMBANKMENT RE-SECTIONING .....	19
TABLE 21: PROGRESS ON EMBANKMENT EARTHWORK.....	19
TABLE 22: STATUS OF DRAINAGE AND FLUSHING SLUICES PLANNED FOR THE 2 <sup>ND</sup> DRY SEASON – POLDER 32 .....	19
TABLE 23: STATUS OF DRAINAGE AND FLUSHING SLUICES PLANNED FOR THE 2 <sup>ND</sup> DRY SEASON – POLDER 33 .....	20
TABLE 24: STATUS OF DRAINAGE AND FLUSHING SLUICES PLANNED FOR THE 2 <sup>ND</sup> DRY SEASON – POLDER 35/1.....	21
TABLE 25: STATUS OF DRAINAGE AND FLUSHING SLUICES PLANNED FOR THE 2 <sup>ND</sup> DRY SEASON – POLDER 35/3.....	21
TABLE 26: SUMMARY OF NUMBER OF HYDRAULIC STRUCTURES IN PROGRESS BY POLDER.....	22
TABLE 27: EXCAVATION/RE-EXCAVATION OF DRAINAGE CHANNELS IN M <sup>3</sup> AND RATIO LENGTH .....	22
TABLE 28: BANK PROTECTION WORKS - PROGRESS COMPARED TO TARGET .....	23
TABLE 29: SLOPE PROTECTION WORKS - PROGRESS COMPARED TO TARGET .....	23
TABLE 30: CUMULATIVE CC BLOCK PRODUCTION.....	25
TABLE 31: NUMBER OF TITLED AND NON-TITLED ENTITIES (EXCLUDING TENANTS AND WAGE LABORERS) IN PACKAGE 01 POLDERS .....	27
TABLE 32: BREAKDOWN OF NON-TITLED EPs BY POLDER AND CATEGORY.....	27
TABLE 33: STATUS OF RELOCATION OF COMPENSATED EPs.....	27
TABLE 34: SUMMARY PROGRESS OF LAP AND RAP IMPLEMENTATION – PACKAGE 01 .....	27
TABLE 35: LAND REQUIREMENT FOR PACKAGE-01.....	29
TABLE 36: STATUS OF LAND ACQUISITION – PACKAGE 01 .....	29
TABLE 37: FOCUS GROUP FORMATION AND NUMBER OF MEETINGS-PACKAGE 01.....	30
TABLE 38: STATUS OF LAND ACQUISITION – PACKAGE 02 .....	33
TABLE 39: NUMBER OF EP HOUSEHOLDS – PACKAGE 02 .....	33
TABLE 40: FOCUS GROUP FORMATION AND MEETINGS-PACKAGE 02 .....	33
TABLE 41: PROJECT-AFFECTED RAKHINE PEOPLE.....	34
TABLE 42: SUMMARY PROGRESS OF LAP AND RAP IMPLEMENTATION – PACKAGE 02 .....	34
TABLE 43: STATUS OF ID PREPARATION FOR EPs OF PACKAGE 02 .....	35
TABLE 44: STATUS OF EIA PREPARATION .....	36
TABLE 45: ENVIRONMENTAL TRAINING OF CONTRACTOR STAFF - PACKAGE W-01 .....	37
TABLE 46: AFFORESTATION TARGETS .....	38
TABLE 47: STATUS OF DESIGN FOR PACKAGE 02 .....	39



TABLE 48: STATUS OF DESIGN FOR PACKAGE 03 .....	41
TABLE 49: M&E ACHIEVEMENT VERSUS PLAN.....	42
TABLE 50: STATUS OF PMU INSTITUTIONAL SETUP.....	45
TABLE 51: STATUS OF FINANCIAL MANAGEMENT ARRANGEMENTS .....	46
TABLE 52: SUMMARY STATUS OF KEY PERFORMANCE INDICATORS PER PAD/DPP.....	49

## List of Figures

FIGURE 1: ACTUAL AND PROJECTED DISBURSEMENTS BY PROJECT COMPARED TO PLAN.....	IX
FIGURE 1: ACTUAL AND PROJECTED DISBURSEMENTS BY PROJECT COMPARED TO PLAN.....	6
FIGURE 2: CEIP-1 PROJECT ORGANIZATION CHART PER PAD.....	7
FIGURE 3: CUMULATIVE GRIEVANCES – PACKAGE 01.....	31
FIGURE 4: M&E CONSULTANTS PARTIAL WORK PLAN – COVERING NOV 2015-DEC 2018.....	44
FIGURE 5: PLAN OF ACTION FOR RAP/LAP PACKAGE- 1 (CEIP-1), 2017-2018.....	53
FIGURE 6: PLAN OF ACTION FOR RAP/LAP PACKAGE- 2 (CEIP-1), 2017-2018.....	55
FIGURE 7: PLAN OF ACTION FOR RAP/LAP PACKAGE- 3 (CEIP-1), 2017-2018.....	56

## Quarterly Progress Report No. 8 July-September 2017

### EXECUTIVE SUMMARY

#### Introduction

This Quarterly Progress Report (QPR) presents the status of project inputs and outputs and provides information on the activities, processes, accomplishments, constraints, issues and recommendations for the July-September 2017 quarter. It covers all consultancies and contracts of the Project and thus is a consolidated progress report.

The QPRs are intended to provide the Project Director, Project Steering Committee (PSC) and World Bank with information on emerging issues as well as a record of the project as it evolved through the last quarter. It is intended to also show the plans for the project overall, and specifically the next two quarters and to report progress against the respective targets. Should delay occur the report aims to alert as to the potential impact which such delay may have on the project schedule overall. The report consolidates the individual reports of several implementing partners under the project. These partners will present their own data. In general such data would be incorporated as it was reported and the PMU and the M&E team may also verify data independently.

The project reporting system and formats are continually evolving. Suggestions for improving the content, presentation and utility of this report are welcome.

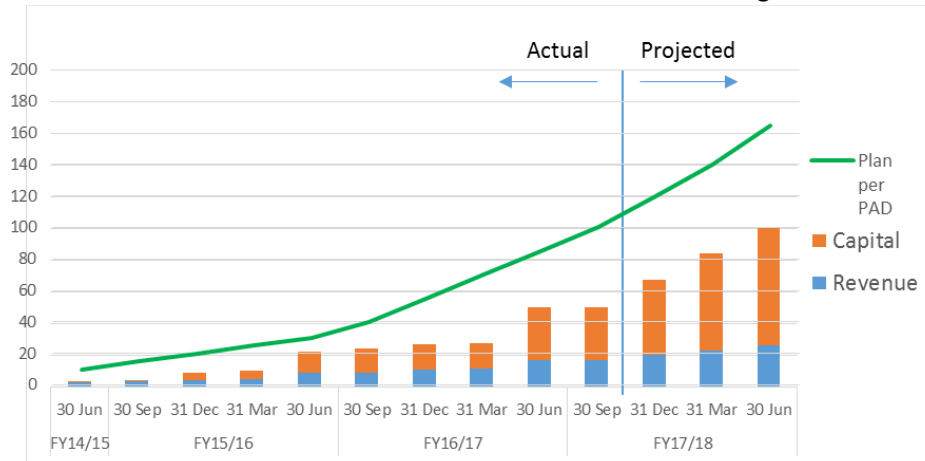
#### Summary of Achievements during the Quarter

##### Disbursements by the Project

As of September 2017 the Loan had become effective for 49 months. According to the IMED reports prepared by PMU, total disbursement by the project to date is as follows:

- US\$50.48 million, or 13.1% of total project cost

A total of \$49.52 million is projected to be disbursed during the coming FY 2017/18 broken down as \$41.52 m from the IDA credit and \$8.0 m from the PPCR Trust Fund. See Figure 1.



**Figure 1: Actual and Projected Disbursements by Project Compared to Plan as of 30 September 2017 (USD million)**

Annex 4 provides further details on the status on Finance and Disbursements by the Project.

Disbursements from the World Bank to the Project

A sum of \$3.0 million was disbursed by the World Bank during the quarter – from the PPCR Grant fund. Cumulative figures of disbursements from the World Bank (and PPCR) to the BWDB appear below, converted from BDT to USD at a rate of 79 BDT per USD. They stand at 14.6% of the total amount up from 13.8% on 30 June 2017 and 6.5% one year earlier.

Disbursements are expected to pick up considerably in the coming year with the mobilization of the Contractor for Works Package 02 and the hoped-for ramped up work on Package 01.

**ES Table 1: World Bank Disbursement to CEIP-1**

Cumulative as of Given Date	IDA Credit (USD million)	PPCR Grant (USD million)	Total (USD million)	As % of Total Project Cost
30 Sept 2017	38.481	20.000	58.481	14.6%
30 June 2017	38.481	16.876	55.357	13.8%
30 June 2016	17.215	8.608	25.823	6.5%

The disbursement target for 2015/16 year was not met and consequently the implementation performance was downgraded during the mid-term review in January 2017 from *Satisfactory* to *Moderately Satisfactory*. During the past year, the signing of the contract for Works Package 02 was delayed during discussion with the World Bank on how to deal contractually with the anticipated shortfall in budget for land acquisition which puts a further drag on the pace of disbursements.

Institutional Arrangements

The PMU is staffed with qualified and dedicated professionals, and most key positions have been filled or are in advanced stage of procurement. The current quarter saw particularly strong progress in staffing. Of 17 individual consultants, 12 are in place (four of these hired during the quarter), two consultants (Environmental Specialist and Communications Officer) will be in place in the upcoming quarter and CVs for three IPOEs are still being sought.

Procurement

Key procurement activities undertaken during the quarter include:

- The recruitment of the NGO tasked with the formation and strengthening of Water Management Organizations and Social Afforestation is being given priority now, not only because it is the policy of the GoB that WMOs should be in place before physical works begin, but because this makes good programmatic sense. DCs have given NGO nominations for two of the five packages so far.
- Negotiation continued for the Consultancy for Long-Term Monitoring, Research and Analysis of Bangladesh Coastal Zone Evaluation after commencing on 17 April 2016. The PD via letter of September 2016 has requested the Procurement Panel to reach a conclusion and make a recommendation as quickly as possible. The Procurement Panel has again met directly with the first ranked firm in January 2017 in Dhaka. Some tax and budgetary issues arose and have largely been resolved during the quarter. Final discussions are underway.
- IPOE Social Expert has been selected and signed a contract on 20 July 2017.
- Senior Social Specialist, Forestry Specialist, and Social Specialist/ Economist (field) joined the PMU in July and August 2017.
- Draft contract for Environmental Specialist (field) was sent to the World Bank on 07 September 2017 (and subsequently signed on 30 October).



- The contract was signed with the selected PMU Communications Officer on 28 March 2017, but he withdrew almost immediately citing personal reasons. Re-solicitation of CVs took place and candidate evaluation completed as of 30 September.
- Only 1-2 CVs were received by 14 September 2017 for each of the three vacant IPOE positions. The Proposal Evaluation Committee (PEC) recommended a re-solicitation and World Bank concurred.

**Works – Contract 01**

Contractor: CHWE (China)  
 Contract Signature Date: 01 November 2015  
 Notice to Commence: 26 January 2016  
 Contract Duration: 36-months to 25 January 2019

Mobilization and physical progress has been slow, yet it is slowly improving. Works overall stand at 21% by the Consultant’s calculation and 24% complete by the Contractor’s own reckoning after 20 months of a 36 month contract period. The Contractor has mobilized the original quantum of equipment required, but to catch up, improved planning and management is needed.

Physical progress as of September 2017 is shown below, comparing to the status of previous quarters. Embankment works stand at 29% complete in terms of cubic meters of earthwork. This covers a working length of 87.225 kms of which 27.860 kms are fully completed. The contractor is working on 14 drainage sluices with 11 essentially complete (excluding gates and CC blocks) and working on 3 flushing sluices with 1 essentially complete. The total number of hydraulic structures (flushing and drainage sluices) to be constructed is 76.



Bank protection works stood at 0.460 kms out of 7.700 kms to be done while slope protection works stood at 0.110 kms out of 21.980.





Revisions are being made as needed based on field conditions. The Consultants also oversaw the survey and design work undertaken by the Works Contractor for Package 01.

The detailed working designs of Package 02 polders advanced during the quarter as follows:

Sl	Item	Project Target	30 Jun 17		30 Sep 17	
			Designed	Approved	Designed	Approved
1	Embankment (kms)	208.71	208.71	208.71	208.71	208.71
2	Drainage Channel (kms)	188.0	153.5	54.6	188.0	188.0
3	Drainage Sluice (no.)	50	50	50	50	50
4	Flushing Sluice (no.)	71	71	45	71	69
5	Riverbank Protection (kms)	5.395	5.395	5.395	5.395	5.395
6	Embankment Slope (kms)	9.387	9.387	9.387	9.387	9.387
7	Flood Wall (kms)	17.40	8.30	0	8.30	0
8	Closure (no.)	8	8	0	8	0

The design of package 03 polders commenced during the July-September 2016 quarter and stands at about 25% complete as of 30 September 2017, up 5% in the last quarter.

Sl	Item	Project Target	31 Jun 17		30 Sep 17	
			Designed	Approved	Designed	Approved
1	Embankment (kms)	210.25	210.25	0	210.25	0
2	Drainage Channel (kms)	167.37	0	0	0	0
3	Drainage Sluice (no.)	52	5	0	27	0
4	Flushing Sluice (no.)	36	0	0	0	0
5	Riverbank Protection (kms)	1.65	0	0	0	0
6	Embankment Slope (kms)	15.30	0	0	0	0

## Environment

### Supplemental EIAs for Additional River Bank Protection Works

These supplemental EIAs were submitted in May 2017 and comments received from the World Bank in the quarter are under review.

### Package 03 EIAs

EIAs for the seven Package 03 polders are in the process of being finalized by the DDSC&PMSC based on the comments received on the model EIA developed polder (34/3). This model was to take into account environmental enhancement measures, reporting on consultations, and other aspects as agreed with the WB and IPOE.

### Package 01 EAPs

The Contractor for Package 01 has prepared their Environmental Action Plan with the close guidance of DDSC&PMSC and World Bank. The revised EAP has been approved by the WB, but it is still undergoing improvement to make it useful for action planning and monitoring and to be site-specific. The Contractor is now submitting completed environmental checklists to DDSC&PMSC twice monthly. A total of 44 training events on EAP and EMP were delivered during the quarter to 333 staff and laborers by the Package 01 Contractor.

### Package 02 C-ESMPs

The Contractor for Package 02 has prepared their Environmental and Social Management Plans which have been approved provisionally by the DDSC&PMSC. These will be updated with greater specifics once the campsites and manufacturing sites have been identified and layout plans developed.

### RAP/LAP Preparation and Implementation

Status and key accomplishments during the quarter are:

#### Package 01

- Remittance of an additional BDT 200 million to DCs for compensation for titled landholders in Package 01 area.
- Of 107 grievance raised during the quarter, 100 were resolved on the spot and 7 resolved by GRC. Five grievances raised in the prior quarter were also resolved by the GRC, while 20 grievances raised in the prior quarter were resolved without referral to the GRC.
- Notice was issued under section 7 for three of four polders of Package 01 – Polder 32, 33 and 35/3. BWDB has been granted possession of titled land in these three polders, with the exception of 5.87 hectares of land expected to be made available by January 2018.
- For Polder 35/1, preparation of notice u/s 6 is underway as is the preparation of estimates.
- 71% of the non-titled EPs that have been compensated have vacated the ROW as of 30 September 2017.
- Amount of compensation paid to non-titled EPs so far is BDT 442,342,197 and the number of EPs compensated is 2872 of 4548 total. This is unchanged from the prior quarter.

#### Package 02

- LAPs approved by MOL during the quarter. In prior quarter, DLAC approved LAPs and notice u/s-3 issued for 6 of 7 polders (except 43/2C). For Polder 43/2C, feasibility assessment is in process.
- PAVC formed for Polder 43/2C during the quarter. Now only Polder 39/2C remains to be done.
- Formation of 21 GRCs in all six polders of Package 02

### Monitoring and Evaluation

Key accomplishments July-September 2017 include:

- Participated in the World Bank implementation support mission in July-August 2017.
- Prepared the 7<sup>th</sup> Quarterly Progress Report
- Guided the restructuring of the DDCS&PMS Consultant's Monthly Progress Report format
- Made field visits for monitoring of implementation, safeguards compliance and consultation with PAPs.
- Took the lead in drafting the joint PMU, DDCS&PMSC and M&E Consultant 3<sup>rd</sup> Bi-Annual Environmental Monitoring Report
- Participated and prepared briefing material for project progress review meetings.
- Assisted in review of Contractor Package 01 Work Program
- Advanced the development of the PMIS

### Administration


A draft DPP proposal has been submitted to the World Bank through ERD focusing on the re-allocation of Package 03 budget to cover additional Bank Protection Works and Land Acquisition fund shortfall.

## **Issues and Recommendations**

### New Issues

While the progress of works is the most critical issue since the Package 01 works will clearly not be completed on time, this has been raised in a prior quarter. Two new issues have emerged during the quarter. The first of these issues should be considered a red flag issue given it is urgent and presents a high risk to the project.



**Issue QPR8-1: Package 01 Work Program is not credible without the underpinning detail** 

The DDCS&PMS Consultants have shared a draft revised work program for Package 01 with PMU that was prepared by the Contractor. Without micro-level modular planning which tallies the personnel, equipment, material and time resources (based on plausible assumptions), the aggregate highest level targets are not grounded in a logical, monitorable program.

**Recommendation:** DDCS&PMS Consultant to assist the Package 01 contractor to build up their work plan from detailed plans and then encourage the Contractor to use these plans to monitor progress and address delays on a weekly basis.

**Issue QPR8-2: Package 02 EPs Awareness of RAP Provisions is Inadequate**

Discussions with small groups of EPs during field visits revealed that EPs of Package 02 polders generally do not know how to register grievances, they do not know basic information about how much time they will have to relocate after compensation and they worry about where they will move. The root cause here may be the lack of RAP Consultant personnel dedicated to Package 02.

**Recommendation:** The DDCS&PMS Consultant should appoint sufficient numbers of RAP team staff to Package 02 polders and ensure full coverage and disclosure of all important information. The tools (such as Bengali language pamphlets) have already been developed for Package 01, so this is simply a matter of staff allocation. Number of FGD meetings to be increased and held regularly during these months as release of compensation payments nears. Also, PRACs should be formed and made functional without delay.

[Red Flag Issues Unresolved from Prior Quarters](#)

All of the “red flag” issues – new and old – are both urgent and important and they must be pursued in parallel.

The most urgent of these from prior quarters is the issue of key staff replacement and effective coverage of the DDCS&PMS Consultant’s contractual responsibilities. There is a gap in this respect.

The River Bank Protection Works are also important as the project’s objectives would be defeated in those polders where such works are required. Funding must be allocated and the engineering design should be subjected to value engineering analysis.

The resettlement and land acquisition processes are also particularly worrisome, given the length of time it is taking on Package 01 so far. While the first RAP was prepared in 2015, it took almost one year to make the first payment to non-titled EPs and the land acquisition process has not yet begun due to delays in land valuation. Currently, it is projected that payments to the last of the non-titled EPs in Package 01 will likely be completed around December 2017 and then the EPs are given 30 days to move. Compensation to titled EPs for their land has yet to commence although funds have been made available to the DCs by the Project. Possession of land has been transferred to BWDB for 3 of 4 Package 01 polders so nearly fully unencumbered land will be at the disposal of the Contractor around the end of January 2018.

The issues bulleted below represent the full list of most critical among the issues remaining unresolved. The numbering scheme relates to the quarterly report in which the issue was first raised, followed by the serial number of the issue in that report.



- **R** Issue QPR7-1: Absence of Supervision Consultant's Top Three Key Staff - Team Leader and Resident Engineers for Package 01 and 02. While the Team Leader issue has been solved temporarily with an interim appointment until January 2018, the two REs for Packages 01 and 02 are still not in place while the construction season is now getting started.
- **R** Issue QPR6-1: River Bank Protection Works Need Urgent Attention and Additional Resources. Some of these works are already foreseen and budgeted in Works Package 01, but additional BPW with estimated cost of about \$80m are reported to be needed in the four polders as well. An economic analysis should be undertaken to examine best options, source of funds to be arranged and procurement to proceed on an urgent basis.
- **R** Issue QPR6-2: Engineer Needs to Deploy Additional Site Staff now that the Package 02 Contractor is mobilizing. - The DDCS&PMS Consultants have submitted a request for budget re-allocation for this purpose to the PMU and the way forward must be agreed quickly so there is adequate supervision in place.
- **R** Issue QPR5-1: Specifications Need Heightened Attention - In Particular Specifications 9.1 to 9.5 Dewatering of Subsurface and Surface Water. Some improvement is now noted and Engineer must monitor closely.
- **R** Issue QPR4-1: Land Acquisition Cost Has Increased Dramatically. World Bank and GoB to consider and formally agree on the budget re-appropriation and financing to meet the increased land acquisition costs. World Bank has stated during the January 2017 MTR that it could consider increasing the financing for LA Costs when disbursements increase substantially.
- **R** Issue QPR4-4: Livelihood Restoration Program Needs Attention. No training needs assessment has been done and no training delivered to date.
- **R** Issue QPR3-2: Equipment Mobilized on Contract W-01 is Inadequate. The equipment numbers have now reached or surpassed the Engineer's recommendation, but given the need for the Contractor to catch up (only at about 24% of works are completed while 20 of 36 months has elapsed) still more equipment may be needed. The current 2017/2018 construction season works pace will be watched carefully.
- **R** Issue QPR2-2: DPP (GoB Authorizing Document) and Loan Agreement Amount Requires Amendment to Accommodate Cost Increases in estimated cost of works, land acquisition and consulting services (and change in the USD/SDR Exchange Rate). This process takes as long as one year or more. In September 2017, the BWDB submitted a draft proposal for DPP revision to the World Bank through ERD focused on the additional riverbank protection works and the funding for land acquisition. Any DPP revision will have to include all cost adjustments needed.
- **R** Issue QPR2-10: Capacity Building and Independent Advice Needed for PMU/BWDB in FIDIC and Contract/Claims Management. While these competencies are not expected of the PMU since the Engineer has been hired for this purpose, such training and advice would benefit the Project and the BWDB. The World Bank has provided a useful one-day orientation, but much more is needed.

- **R** Issue QPR1-4: LAP and RAP and the compensation payments must be expedited so that work sites can be handed over to the Contractor. As of 30 September 2017, compensation to non-titled EPs stands at 55% of expected EPs for Package 01 and 71% of this number have vacated their premises, but these are scattered along the embankment. No titled landholders have yet been compensated. The result is that the Contractor for Package W-01 may become constrained as increasingly small, scattered, non-contiguous stretches of embankment are encumbrance free.
- **R** Issue QPR1-5: Recruitment of NGOs and Consultants: According to the policy of the GoB, work on WMO formation should begin prior to commencement of civil works so that users are consulted during implementation of the project and to ensure ownership and commitment to effective O&M. Procurement Evaluation Committee (PEC) has decided to solicit fresh EOIs in its meeting of 28 March 2017 due to the addition of an IPM component at the suggestion of the WB and the length of time since the original call for EOIs (November 2014). Currently, lists of NGOs have been provided by DCs for 2 of the 5 packages. Strong efforts must be made to expedite this procurement.

#### Status of All Issues Raised in Prior Quarters

All the issues from the prior Quarterly Progress Reports – whether red flag issues or otherwise – are summarized in the chapter on Issues along with the current status of implementation of recommendations.

#### **Summary of Plans for the Next Two Quarters**

##### ***Finance and Administration:***

- Additional disbursement will be requested from the World Bank
- Revised DPP will be further discussed with a view to reprogramming and increasing funding level to address priority and global requirements of CEIP-1.

##### ***Procurement:***

- For Package 03, the design and tender document preparation will continue despite the decision to defer this package to Phase 2.
- For the Long-Term Monitoring, Research and Analysis of Bangladesh Coastal Zone Consultancy, the Procurement Panel is to complete the negotiation and it is hoped that PMU will be able to sign the contract with the first-ranked firm in early 2018.
- PMU is soliciting names of qualified NGOs from the DCs in the project area and solicit EOIs for the Social Afforestation and Social Action Plan NGOs. These EOIs will be evaluated for 5 packages and the top-ranked NGO will be invited to submit a proposal under Consultant Qualifications Selection mode of procurement.
- PMU will complete recruitment of the PMU Communications Officer and the three remaining IPoE experts.
- Development of TOR for the Consultancy Services for the Feasibility Studies and Preparation of Design for the next phases of CEIP may begin.

**Design:**

Package 03 detailed design stands at 25% complete; work on the designs is expected to be completed during the next two quarters.

**Works:****Package 01**

Sl	Activity	Contract Quantity	Done through June 2017		Program for July 2017 – June 2018	
			Full	Part	Full	Part
1	Embankment	200.85 kms	27.86	54.30	102.00	54.30
2	Drainage Channel excavation	167.21 kms	10.95	0	156.26	0
3	Drainage Sluice construction	39 nos.	0	11	21	11
4	Drainage Sluice repair	2 nos.	0	0	2	0
5	Flushing Sluice construction	37 nos.	0	2	16	2
6	Flushing Sluice repair	30 nos.	0	2	25	2
7	Slope protection	21.98 kms	0.20	0	15.00	0
8	River Bank protection	7.70 kms	0	0.40	4.00	0.40
9	Closure	1 no.	0	0	0	1

**Package 02**

Sl	Activity	Contract Quantity	Done through June 2017		Program for July 2017 – June 2018	
			Full	Part	Full	Part
1	Embankment	209 kms	Nil as mobilizing	Nil as mobilizing	0	58
2	Drainage Channel excavation	188 kms			20	0
3	Drainage Sluice construction	50 nos.			0	20
4	Drainage Sluice repair	6 nos.			0	0
5	Flushing Sluice construction	73 nos.			0	18
6	Flushing Sluice repair	8 nos.			0	0
7	Slope protection	9.5 kms			2	0
8	River Bank protection	5.40 kms			0	5.40
9	Closure	1 no.			0	0
10	Road Pavement over embank't and road crossing embankment	51 kms			0	0
11	RCC Flood Wall construction	17 kms			0	0

**Construction Supervision:**

The DDSC&PMSC will focus on detailed planning with the Contractors to enable better monitoring to take place and more timely action on Contractor's part as delays will become apparent earlier.

**RAP/LAP:**

The plans for RAP and LAP covering the next two quarters include:

- Obtain Package 02 LAP MOL and PMO approval for Polder 43/2C (final polder) and issue notice under section 3.
- Issue notice under sections 6 and 7 for all Package 02 polders.
- Program for development of strategy and action plan for settlement of pending land legacy issues with timetable
- Program for development of database of land ownership and land taking under existing embankments with timetable.

- Completing the payment of compensation for all non-titled EPs of Package 01 by January 2018
- Starting the payment of compensation for land of the titled EPs of Package 01
- Starting the payment of compensation for Package 02 EPs
- Ensure PAVC and GRC members are in place, training and convening for all polders of Package 02
- Ensure PRAC is functional and pro-actively supporting PAPs that will be displaced in both Package 01 and Package 02 areas.
- For Package 03, maps will be collected, plot schedule prepared and preparation of LAPs will commence.

***Environmental Safeguards:***

EIAs for the seven polders of Package 03 will be completed using an updated model outline. The Bi-Annual Environmental Monitoring Reports of July 2017 and January 2018 will be prepared, EAPs for Package 01 actually implemented at site level, C-ESMPs drafted by the Contractor for Package 02 updated based on specific camp and CC plant sites, and environmental management and monitoring training for the Package 01 and Package 02 contractors and consultant staff will be conducted. Environmental Audit #2 covering January-December 2017 will be conducted by the M&E Consultants in January 2018 and finding report submitted by 7 February 2018.

***Monitoring and Evaluation:***

The M&E Consultants are to prepare the 9<sup>th</sup> and 10<sup>th</sup> Quarterly Progress Report, prepare for the second round Baseline Survey for Package 02, prepare the Baseline Survey Report, conduct a Baseline Survey Results Workshop, improve on the beta version web-based PMIS, participate in preparing the Bi-Annual Environmental Monitoring Report, undertake the Environmental Audit, monitor the performance of CEIP-1 and provide M&E training. They will also participate in any ISR missions of the World Bank.







## 1. PROJECT BACKGROUND

After the implementation of CERP-II, cyclone SIDR struck in 2007 and then AILA in 2009, causing extensive damage and losses including loss of life. The Government of Bangladesh obtained a Credit of US\$ 375 million from the International Development Association (IDA) and a Grant of US\$ 25 million the Climate Investment Fund (CIF) to finance the cost of the Coastal Embankment Improvement Project-Phase I (CEIP-I).

The objective of the investment is to support the Government of Bangladesh's efforts to protect the population and their productive assets in the polders and strengthen the embankments' long-term durability through embankment heightening, improved drainage, and foreshore afforestation. The project aims at restoration of the agriculture sector within the polder areas and rehabilitation of infrastructure with designs of a climate resilient standard that can guard against both tidal flooding and frequent storm surges.

The project will pilot the mobilization of Water Management Organizations (WMOs) to provide coordination among the competing needs of various users and to ensure sustainability by assigning maintenance responsibility to the WMO.

The project will also provide long term monitoring of the coastal zone, technical assistance, and strategic studies and training to strengthen the role of the polder infrastructure in protection of human lives, physical assets, the environment and agricultural productivity.

Most importantly it will support the initial implementation of the first slice of a fifteen to twenty year program for polder scheme rehabilitation and upgrading. Given Bangladesh's high level of vulnerability to natural disasters and climate change, and the large population residing in the coastal zone, this project is vital to its development. A Map showing the Polders included under the Project is presented on the previous page. The basic characteristics of the polders included under the Project is presented in Annex 1.

	Key PDO Indicator	Target
1	Gross Area Protected	100,800 hectares
2	Direct Project Beneficiaries	760,000 people
3	Cropping Intensity	180%

The QPR covers the entire Project, with all components as presented below:

### **Component A - Rehabilitation and Improvement of Polders (US\$291 million).**

**Component A1:** Rehabilitation and Improvement of Polders (US\$ 286 million). (US\$ 266 million from IDA Credit; 20 million Grant from PPCR). The reconstruction and rehabilitation works will be designed with improved standards so that protection is for both tidal flooding and frequent storm surges. Investments will include improving O&M systems improvements.

**Component A2:** Afforestation (US\$5 million). Afforestation is important as it provides protection from tidal flooding and storm surge. This will include:

- Planting selected mangrove and other salt tolerant species are planned on BWDB's on the riverside of the embankment.
- Planting a range of commercial wood, fruit and other shallow rooting social forestry tree species is proposed on the foreshore lower slopes of embankments.

Plantings would commence after resolving land ownership and competing land-use (fish and shrimp ponds, rice paddies, livestock grazing, settlement, etc.) issues and the completion of needed earthworks on the embankments.

**Component B-Implementation of Social and Environmental Management Frameworks and Plans (US\$56 million).**

**Component B1: Implementation of Social Action Plans (US\$3 million).** It is envisaged that this component, along with the social afforestation (Component A2) will be implemented through a well-established Non-Government Organization (NGO). Social mobilization is expected to last around two years. This will be piloted in 4-6 polders and follow an eight step process, as identified in the Guidelines for Integrated Planning for Sustainable Water Resources Management, published by BWDB in 2008. The objective is to enable participatory WMOs to become responsible for the operation and minor maintenance works of the polders under a memorandum of understanding with BWDB and enhance efficiency of local water management with their involvement. Should the participatory approach prove to be successful, it would be scaled up under the next phase of investments.

**Component B2: Implementation of Social Management and Resettlement Policy Framework (SMRPF) and Resettlement Action Plans (RAPs) (US\$49 million).** This component will finance:

- (i) the implementation of the RAP, including land acquisition and the resettlement and rehabilitation of PAPs,<sup>1</sup>
- (ii) the development of a system to computerize land acquisition and resettlement data with Global Positioning System (GPS) reference,<sup>1</sup> and
- (iii) an independent institute to undertake surveys and verify field data in order to guard against improper targeting of beneficiaries and/or false delivery of benefits in case of RAP.

**Component B3. Implementation of EMF and EMPs (US\$4 million).** This component will finance:

- (i) the preparation of EIAs for all remaining polders;
- (ii) the implementation of the Environment Management Plan (EMP) and environmental mitigation and enhancement measures; and
- (iii) the establishment of an environmental monitoring system in BWDB.

Some of the items under EMP will be integrated with the civil works and included in the budget of Component A1.

**Component C- Construction Supervision, Monitoring and Evaluation of Project and Coastal Zone Monitoring (US\$32 million)**

**Component C1: Detailed Design and Construction Supervision (US\$16 million).** This component will cover consulting services for

- (i) surveys, designs of remaining polders to be included in the project (other than the 5 for which detailed designs have already been completed), and
- (ii) Construction supervision of rehabilitation and improvement of coastal embankments.

The component will also finance surveys required prior to construction work.

**Component C2: Third Party Monitoring and Evaluation of Project (US\$4 million).** This component will cover consulting services for continuously monitoring project activities and providing feedback to the government and the implementing agency on the project's performance. This includes supervising the implementation of the Governance and Accountability Action Plan (GAAP), EMP and RAP. This will be provided through third party assessment and monitoring of key aspects of project implementation.

**Component C3: Long Term Monitoring, Research and Analysis of Bangladesh Coastal Zone (US\$12 million at appraisal, but \$8.5 million in DPP). (US\$7 million from IDA credit; US\$5 million Grant from PPCR).**

The project will support a comprehensive monitoring and morphological assessment of the Bangladesh Delta by financing procurement of goods, services, and incremental operation costs including for advanced technology and equipment, high resolution remote sensing images etc. This work will be carried out by key institutions in Bangladesh in cooperation and twinning arrangements with international institutions and experts concerning specific topics.



**Component D - Project Management, Technical Assistance, Training and Strategic Studies (US\$21 million).**

**Sub-Component D1:** Project Management Unit (PMU) will be established and maintained and all necessary audit reports financed;

**Sub-Component D2:** Technical assistance and training will support the coordination and management of the PPCR at program level and provide institutional capacity building, technical assistance and training for BWDB.

**Sub-Component D3: Strategic studies and future project preparation:** whereby resources will be provided for needed strategic studies (including the continuous updating of the strategic polder assessment as well as all necessary preparatory studies for following phases of the CEIP.

**Component E - Contingent Emergency Response:** This component is included to enable a speedy response in the event of a serious calamity. It will enable quick re/allocation of funds for such event, but has no fund allocation at appraisal.

## 2. PROJECT INPUTS

### 2.1 Finance and Disbursements

Tables 1 and 2 present the Revenue/ Input Expenditure Data as well as Capital / Output Expenditure Data as of 30 September 2017. Revenue expenditures in this first quarter were a paltry 0.41% of the planned expenditures for the current FY (column 8, last row), but this is a typical pattern where the first quarter is extremely weak as it falls on the monsoon and also follows the closing quarter of the prior year where every effort is made to get costs recorded and paid.

Cumulatively, revenue expenditures stand at 18.98% of the project budget for these expenditures (column 10, last row).

**Table 1: Revenue Expenditures / Input Cost up to 1<sup>st</sup> Quarter of FY 2017-18 (as of 30-Sep-17)**

All BDT in Lakh Taka ("00,000)										
Services Package	Planned for		Progress				Achieved (%) of this FY against		Cum. achieved against the Total Project Cost	
	Total Project	FY 2017-18	Cum. upto last FY	This (1st) Quarter of the FY	This FY		This FY's Plan	Total Project		
Major items of action	BDT	BDT	BDT	BDT	BDT	US \$	%	%	%	
Rf #	1	2	3	4	5	6	7	8	9	10
<b>1. Implementation of SAP and EMP</b>										
1.a Resettlement / Compensation Payments other than Land Acquisition	26,918.60	3,500.00	4,479.20	-	-	-	-	-	-	16.64%
<b>2. Construction Supervision, M&amp;E, Delta Monitoring</b>										
2.a Consultancy Services for Construction Supervision & Detailed Engineering Design of remaining 12 Polder under CEIP, Phase-1	13,659.28	2,300.00	5,862.33	-	-	-	-	-	-	42.92%
2.b Third Party Monitoring & Evaluation (M&E) of overall project implementation, RAP & EMP	2,609.09	600.00	956.13	-	-	-	-	-	-	36.65%
2.c Consultancy Service for Long term monitoring, research of Bangladesh Coastal Zone	6,709.09	300.00	-	-	-	-	-	-	-	-
<b>3. Project Management, TA, Training, Strategic Studies</b>										
3.a Project management support and audits	11,507.99	573.00	1,606.18	30.64	30.64	38,785	5.3%	0.3%	14.22%	
4. Overseas Training	745.45	124.00	203.19	-	-	-	-	-	-	27.26%
5. Honorarium/ Fees/ Remuneration	30.00	3.00	6.03	-	-	-	-	-	-	20.10%
<i>Other Activities not yet undertaken</i>	<i>7,056.30</i>	<i>-</i>	<i>-</i>	<i>-</i>	<i>-</i>	<i>-</i>	<i>-</i>	<i>-</i>	<i>-</i>	<i>-</i>
<b>Sub-total Revenue Component</b>	<b>69,235.80</b>	<b>7,400.00</b>	<b>13,113.06</b>	<b>30.64</b>	<b>30.64</b>	<b>38,785</b>	<b>0.41%</b>	<b>0.04%</b>	<b>18.98%</b>	

Source: IMED-05 report September 2017 of CEIP-1

1 USD=79 BDT

Cumulatively, capital expenditures are only 11.4% of the total budgeted for the project (last row of column 10). This is unchanged from the prior quarter.

**Table 2: Capital Expenditures / Output Cost as of 1<sup>st</sup> Quarter of FY 2017-2018 (as of 30 Sep 2017)**

All BDT in Lakh Taka ("00,000)										
Goods & Works Package		Planned for		Progress			Achieved (%) of this FY against		Cum. achieved against the Total Project Cost	
		Total Project	FY 2017-18	Cum upto last FY	This (1st) Quarter of the FY	This FY		This FY's Plan		Total Project
		BDT	BDT	BDT	BDT	US \$	%	%	%	
Rf #	1	2	3	4	5	6	7	8	9	10
1.a	Equipment and goods under Comp. B, C, D (6800)	1,545.30	12.00	707.50	-	-	-	-	-	45.8%
2.a	Acquisition of Land (544.16 ha)	8,852.40	4,046.15	4,806.25	-	-	-	-	-	54.3%
3.a	Construction & Reconstructions of Drainage Structures (7041)	35,538.97	5,000.00	800	-	-	-	-	-	2.3%
3.b	Others (7081)	182,436.24	23,541.85	20,421.20	-	-	-	-	-	11.2%
Other Activities not yet undertaken		6,095.00	-	-	-	-	-	-	-	-
<b>Sub-total Capital Component</b>		<b>234,467.91</b>	<b>32,600.00</b>	<b>26,734.95</b>	-	-	-	-	-	<b>11.4%</b>
Source: IMED-05 report September 2017 of CEIP-1									1 USD=79 BDT	

Note: the red font rows indicate that the aggregation level has changed compared to prior year.

Table 3 presents the input and output ratio (expressed as a percentage) of expenditures which shows a 33.0% actual input/output ratio which is only modestly different than the overall life-of-Project plan of 29.5%. The expenditure under consultancies and non-titled compensation normally precedes capital (works and land acquisition) expenditures due to design, procurement and resettlement efforts required.

**Table 3: Revenue-to-Capital Expenditure Disbursement Rate for FY 2017-18**

	Plan for FY 2017-18	Actual for FY 2017-18 so far	Actual Inception to Date	Plan for Overall Project
	US\$	US\$	US\$	US\$
Revenue Expenditure	9,367,089	38,785	16,637,595	87,640,253
Capital Expenditure	41,265,823	0	33,841,810	296,794,823
Revenue : Capital	22.7%	undefined	33.0%	29.5%

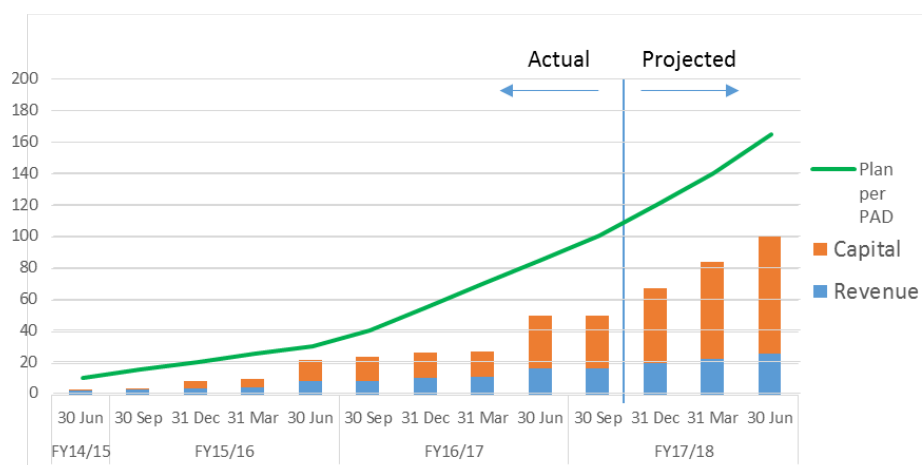
### Disbursements by the Project

As of September 2017 the Loan had become effective for 49 months. According to the IMED reports prepared by PMU, total disbursement by the project to date is as follows:

- As of 30 September 2017 US\$50.48 million, or 13.1% of total project cost
- As of 30 June 2017 US\$50.44 million, or 13.1% of total project cost
- As of 30 June 2016 US\$21.97 million, or 5.7% of total project cost

A total of \$49.52 million is projected to be disbursed during the coming FY 2017/18 broken down as \$41.52 m from the IDA credit and \$8.0 m from the PPCR Trust Fund.

The actual disbursement for FY 2016-2017 was lower than projected at the beginning of the year, but the 4<sup>th</sup> quarter showed substantial improvement. There was negligible disbursement in the latest quarter – 1<sup>st</sup> quarter of FY 2017-2018 which is typical for the monsoon season. See Figure 1.



**Figure 2: Actual and Projected Disbursements by Project Compared to Plan as of 30 September 2017 (USD million)**

Annex 4 provides further details on the status on Finance and Disbursements by the Project.

#### Disbursements from the World Bank to the Project

Cumulative figures of disbursements from the World Bank (and PPCR) to the BWDB appear below, converted from BDT to USD at a rate of 79 BDT per USD.

They stand at 14.6% of the total amount up from 13.8% on 30 June 2017 and 6.5% one year earlier. The total disbursed to date is \$58.481 million comprised of IDA Credit US\$38.481 million + TF PPCR US\$ 20.000 million. It is estimated that at least \$47 million in additional requests for withdrawal will be made by the Project during the July 2017-June 2018 fiscal year (additional 12% of the project budget). Disbursements are expected to pick up considerably with the mobilization of the Contractor for Works Package 02 and the hoped-for ramped up work on Package 01.

**Table 4: World Bank Disbursement to CEIP-1**

Cumulative as of Given Date	IDA Credit (USD million)	PPCR Grant (USD million)	Total (USD million)	As % of Total Project Cost
30 Sep 2017	38.481	20.000	58.481	14.6%
30 June 2017	38.481	16.876	55.357	13.8%
31 Mar 2017	24.177	16.876	41.053	10.3%
31 Dec 2016	24.177	16.876	41.053	10.3%
30 Sep 2016	17.215	8.608	25.823	6.5%
30 June 2016	17.215	8.608	25.823	6.5%

The disbursement target for last year was not met and consequently the implementation performance was downgraded during the mid-term review in January 2017 from *Satisfactory* to *Moderately Satisfactory*. During the past year, the signing of the contract for Works Package 02 was delayed during discussion with the World Bank on how to deal contractually with the anticipated shortfall in budget for land acquisition while Package 01 progress has been disappointing and the IPCs have been delayed due to errors and incomplete documentation from the perspective of PMU.

## 2.2 Project Inputs – Personnel and Equipment

### 2.2.1 Project Organization Chart

The Project Organization chart is depicted in Figure 2 below.

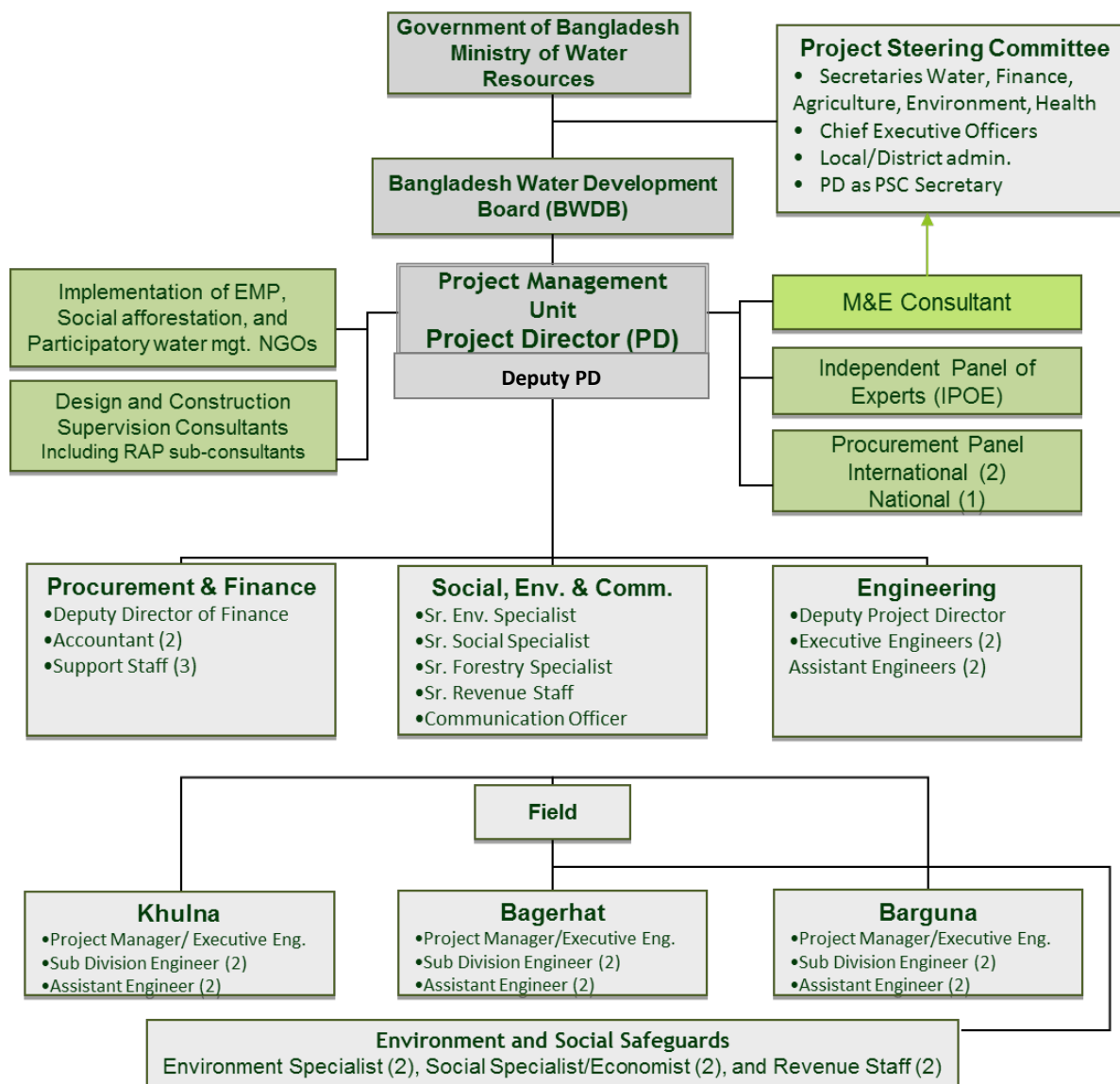


Figure 3: CEIP-1 Project Organization Chart per PAD

### 2.2.2 Project Management Unit (PMU)

The PMU is to oversee overall project implementation. The Project Director (PD) is in charge of the PMU. The PD is signatory of all relevant project actions including on the project accounts.

PMU staff assists the PD in the discharge of project duties. The list of staff and deployment dates is attached as Annex 2. The PMU office and staff in Dhaka oversee all consultants working on the project. The PMU maintains three district-based offices in Khulna, Bagerhat, and Barguna. The Khulna office has had a CEIP-1 dedicated XEN since 2015 who looks after package 01 works in both Khulna and Bagerhat Districts with the assistance of the regular BWDB staff in the Bagerhat office as

needed. Instead of designating a CEIP-1 XEN for Package 2, the regular BWDB XENs for the four districts concerned have been directed by BWDB to take on additional responsibility of CEIP-1.

### 2.2.3 Detailed Design, Construction Supervision and Project Management Support Consultant (DDCS&PMSC)

The DDCS&PMSC has been engaged for the design of the physical works and to devise and implement the Resettlement Action Plan and implement the Environment Impact Assessment (EIA) and Environment Implementation Plan (EMP). The DDCS&PMSC also supervises construction as the Engineer under FIDIC conditions of contract. The DDCS&PMSC is comprised of Royal HaskoningDHV in association with DevCon/KMC/CEGIS, DPM, IWM and DHI.

The Consultant was mobilized in January 2015. The DDCS&PMSC maintains two field offices. The DDCS&PMSC has contracted several subconsultants including: KMC for the RAP services and CEGIS for the EIA services. The DDCS&PMS Consultant retains contractual responsibility for these services.

The status of the most critical key staff deployment is shown in the table below.

**Table 5: Status of Deployment of Most Critical Staff of DDCS&PMS Consultant**

Sl.	Position	Name	Status 30 Jun 2017	Status 30 Sep 2017
Professional (International)				
1	Team Leader	Jean Henry Laboyrie & Gerard Pichel	In place	Laboyrie in place as interim; Pichel resigned 31 August 2017
2	Construction Resident Engineer-Package 01	Paul Zwetsloot	In place	Vacant; approved replacement failed to join due to health reasons
3	Construction Resident Engineer-Package 02	Trevor Morrish Hale	Vacant	Vacant
Professional (National)				
1	Deputy Team Leader	Md. Habibur Rahman	In place	In place
2	Deputy Resident Engineer-1	Mazibur Rahman Khan	In place	In place
3	Deputy Resident Engineer-2	Md. Gulzer Hossain	In place	In place (though resigned November 2017)
4	Re-settlement Specialist/ Sociologist	M. A. Latif	In place	In place

The DDCS&PMSC's RAP Team commenced their field work on 01 March 2015. On 01 March 2016, another field team was established for the Package 02 polders. The staffing pattern as of 30 September 2017 is unchanged from the prior quarter and is shown in the table below.

**Table 6: Deployment of RAP Consultant's Field Staff as of 30 September 2017**

S.N	Polder number	Staff
<b>Coordinating Office</b>		<b>9 Staff</b>
1	Coordinating Office (Khulna city)	TL-RAP/LAP (In Charge), DTL for Package 01 (Acting), Communication Officer. MIS Expert, Database Manager, Land surveyors (2 – one for Pkg 01; one for Pkg 03), Office Assistant, Driver
<b>Package-1</b>		<b>10 Staff</b>
1	32	Field Coordinator(In Charge all 4 polders), Supervisor (1), Resettlement Worker (1)
2	33	Supervisor (1), Resettlement Workers (2)
3	35/1	Supervisor (1), Resettlement Workers (2)
4	35/3	Supervisor (1)
<b>Package-2</b>		<b>18 Staff</b>
1	Package 2	DTL for Package 2
2	39/2C	Supervisor (1), Surveyor (1), Resettlement Workers (2)
3	40/2 & 41/1	Field Coordinator
4	40/2	Supervisor (1), Resettlement Worker (1)
5	41/1	Supervisor (1), Resettlement Worker (1)
6	43/2C	Supervisor (1), Resettlement Worker (1)
7	47/2 & 48	Field Coordinator(In Charge) (1)
8	47/2	Resettlement Workers (2)
9	48	Supervisor (1),Surveyor (1) Resettlement Worker (1)

**2.2.4 Consultancy Service to Implement: (a) Social Afforestation and (b) Social Action Plan including setting up WMOs**

According to the policy of the GoB, work on WMO formation should begin prior to commencement of civil works so that users are consulted during implementation of the project and to ensure ownership and commitment to effective O&M. This consultancy has been delayed, but efforts are underway to procure the needed services.

Background and Status Prior Quarter	Current Quarter update
Original EOIs were submitted November 2014, and PMU contacted all 70 organizations who submitted EOIs and all reconfirmed their interest in early June 2016. Still due to the continued delay, and the decision to accept the World Bank's suggestion to incorporate IPM aspects in the TOR, it was decided at the end of the current quarter to issue a new request for EOIs using Consultant's Qualification Selection (CQS) method of procurement.	DCs have been asked to nominate effective NGOs. This package will now be sub-divided into five packages and CQS method of procurement will be used. For two of five packages, lists of NGOs have been provided.

**2.2.5 Consultancy Service for Long Term Monitoring, Research and Analysis of Bangladesh Coastal Zone**

The Consultancy has not yet been awarded. The background and status are given below.

Background and Status Prior Quarter	Current Quarter update
RFP was issued among shortlisted firms on 19 November 2015. Proposals were due on 31 December 2015 and evaluation was submitted to the World Bank who gave NOL on 03 March 2016. Financial Negotiation meetings were carried out from 17-21 April 2016. At request of the Procurement Panel (PP), the Consultant submitted a revised Financial Proposal on 25 May 2016. The	Tax issue has been resolved in the meeting of 30 September 2017. Thereafter, Consultant has been asked to provide staff schedule, work plan and final costs.

revised cost is still far above the budget<sup>1</sup> (USD 8.50 million). The PP reviewed the revised proposal, but asked for further clarifications. The firm responded to the request for further clarifications of the PP and submitted the 2nd revision on 16 June 2016, making a slight reduction in its total cost. The Procurement Panel reviewed the 2nd revision. PD has written to the Procurement Panel in late September 2016 asking them to expedite the decision. The PP has exchanged new correspondence with the consultant.

It was not possible to conclude the negotiations initially due to incomplete /unclear documentation and the high cost of the consultancy compared to the budget; however, the obstacle now is the disagreement on which party will cover the taxes.

## 2.2.6 Works Contractors

### 2.2.6.1 Works Contractor Package 1

The First Engineering Bureau of Henan Water Conservancy of China was contracted on 01 November 2015 for the construction work involving Polder 32, 33, 35/1 and 35/3 and received notice to commence on 26 January 2016. The original Project Manager was replaced at the request of the Engineer due to poor performance.

Table 7 provides the contractor's manpower mobilization status at the close of each of each listed quarter. The number of staff is lower on 30 June and 30 September 2017 since it is monsoon season and most of the works are suspended. A list of the contractor's key staff with contact details is given in Annex 3.

**Table 7: Manpower Mobilized by the Contractor**

SN	Staff Category	No. of Staff 31 Dec 2016	No. of Staff 31 Mar 2017	No. of Staff 30 Jun 2017	No. of Staff 30 Sep 2017
1	Management	40	22	16	17
2	Technical Staff	90	125	61	89
3	Operators/Drivers	159	252	105	149
4	Skilled Workers	88	157	97	77
5	Laborers	425	551	404	425
TOTAL		802	1107	683	757

Source: Contractor CHWE Monthly Progress Report, December 2016, March 2017, June 2017 and September 2017.

Tables 8 and 9 present the contractor's equipment mobilization status against Engineer's initial estimate of requirements. The DDCS&PMSC calculated the equipment needs for Contract W-01 based on standard capacities and utilization. This is shown in Table 8 while Table 9 shows the actual equipment in place as of 30 September 2017 as well as prior quarters for comparison. The equipment numbers have not changed during the quarter, with the exception of a reduction of tractors from 21 to 16 in number.

Given the Contractor's slow progress on physical works, the resource requirements may currently be higher if the contract completion date is to be maintained. The DDCS&PMS Consultants have reported that the stated requirements are sufficient.

<sup>1</sup> It may be noted that the budget in the original appraisal was \$12 million, but this was reduced in the DPP.



**Table 8: Required Equipment – Estimate of DDCS&PMSC Package 01**

Name of Polder	Equipment Estimated by DDCS&PMSC to be Required (number)												
	Bulldozer S.F roller, Compactor (150 HP)	Dump Truck + carry Scraper	Excavator	Concrete Mixing Machine	Sand pile driving equipment	Sheet pile driving equipment	CC block manufacturing machine	Batching plant	Positioning ship	Survey Vessel	Barge	Wheel Loader	Forklift Trucks
1	2	3	4	5	6	7	8	9	10	11	12	13	14
32	10	13	15	3	4	1	1	1	1	1	6	nr	nr
33	10	11	15	6	4	1	1	1	1	1	2	nr	nr
35/1	15	26	20	12	5	2	2	2	1	1	4	nr	nr
35/3	10	13	12	5	3	1	1	1	1	1	2	nr	nr
<b>Total</b>	<b>45</b>	<b>63</b>	<b>62</b>	<b>26</b>	<b>16</b>	<b>5</b>	<b>5</b>	<b>5</b>	<b>4</b>	<b>4</b>	<b>14</b>	<b>nr</b>	<b>nr</b>

Source: Report Received from DDCS&PMSC, March 2017  
"nr" denotes "not reported"

**Table 9: Equipment Mobilized by the Contractor as of 30 September 2017**

Name of Polder	Equipment Mobilized by the Contractor (number)												
	Bulldozer S.F roller, Compact	Dump Truck + Tractor + carry Scraper	Excavator	Concrete Mixing Machine	Sand pile driving equipment	Sheet pile driving equipment	CC block manufacturing machine	Batching plant	Positioning ship	Survey Vessel	Barge	Wheel Loader	Forklift Trucks
1	2	3	4	5	6	7	8	9	10	11	12	13	14
32	7+2+0	15+0+5	15	4	3	1	2	1	0	0	2	2	6
33	8+3+0	18+1+5	14	3	3		1	1	0	0	5	4	8
35/1	13+6+6	26+0+3	21	10	3	2	3	2	0	0	1	6	12
35/3	7+2+0	12+15+5	9	4	3	1	1	2	0	0	2	3	6
<b>Total 30 Sep 17</b>	<b>35+13+6</b>	<b>71+16+18</b>	<b>59</b>	<b>21</b>	<b>12</b>	Not reported	<b>7</b>	Not reported	<b>0</b>	<b>0</b>	<b>10</b>	<b>15</b>	<b>32</b>
<b>Total 30 Jun 17</b>	<b>35+13+6</b>	<b>71+21+18</b>	<b>59</b>	<b>21</b>	<b>12</b>	Not reported	<b>7</b>	Not reported	<b>0</b>	<b>0</b>	<b>10</b>	<b>15</b>	<b>32</b>

Source: Contractor CHWE Monthly Progress Report, June and September 2017.

### 2.2.6.2 Works Contractor Package 2

Background and Status Prior Quarter	Current Quarter update
Notice of Award was issued to Chongqing International Construction Corporation of China on 15 December 2016 and contract was signed on 08 March 2017. Contractor has received the first 5% advance payment in June 2017.	Notice to commence was issued on 12 July 2017. Equipment has been ordered and deliveries are expected to commence in October 2017.

**Table 10: Manpower Mobilized by Package 02 Contractor as of October 2017**

S N	Description	Total Nos.	Karapara	Polder-39/2C	Polder-40/2	Polder-41/1	Polder-43/2C	Polder-47/1	Polder-48
1	Management	7	2	1	1	1		1	1
2	Technical Staff	38	7	16	1	5		4	5
3	Operator/ Driver	2		2					
4	Skilled Worker	18	4	3		2		6	3
5	Common Labour	176		65	1	40		25	45
	<b>Total</b>	<b>241</b>	<b>13</b>	<b>87</b>	<b>4</b>	<b>48</b>		<b>36</b>	<b>54</b>

Source: CICO Monthly Progress Report, October 2017 (this data was not provided for September)

**Table 11: Equipment Requirements and Status – Package 02**

No	Purpose or destination of use	Items of equipment to be shipped	Equipment to be deployed polder wise								
			48	47/2	39/2c	40/2	41/1	43/2c	Calculated Total (8 hr)	Predicted date of arrival	Equipment arrived
1	Earthworks	Excavator	22	6	1	10	9	1	49	12/11/2017 (21Nos.) 15/11/2017 (3 Nos.)	30/09/2017 (9 Nos.)
2		Dump truck	31	6	1	15	10	1	64	30/11/2017	
3		Bulldozer & Roller	11	1	1	4	2		19	30/10/2017	
4		Water browser	1	1	1	1	1		5	30/11/2017	
5	Structures	Sand pile driver	1	3		3	7		14	20/12/2017	
6		Crane			1				1	30/11/2017	
7		Flatbed truck (small)	2	2	2	1	2		9	30/11/2017	
8		Truck with crane	1		1		1		3	30/11/2017	
9		Wheel loader	7	3	4	3	4	3	24	30/11/2017 (3 Nos.)	18/09/2017 (18 Nos.)
10		Automated CC Blocks maker			5				5	30/11/2017	
11		Flatbed truck (large)	1		1				2	30/11/2017	
12		Forklift	10		15		14		39	30/11/2017	
13		Fuel tanker	1		1	1	1		4	30/11/2017	
14		Generator(400kw)			2				2	30/11/2017	
15	Camps	Generator(300kw)			1				1	30/11/2017	
16		Wheel crane			1				1	30/11/2017	
17		Speed boat							0		

Source: DDCS&PMS Consultant Monthly Progress Report, Sept 2017.

### 2.2.6.3 Works Contractor Package 3

Not yet contracted and likely to be deferred to a future project.

### 2.2.7 Third Party M&E Consultants

Background and Status Prior Quarter	Current Quarter update
The M&E Consultants assist the PMU in monitoring the RAP, SAP and EMP and in monitoring processes and outputs and evaluating the impacts of CEIP-1 overall. The M&E Consultants signed the contract on 01 October 2015 and mobilized on 01 November 2015. All of the key staff have been mobilized. One national expert, the Environmental Specialist, became unavailable and a candidate was proposed as his replacement in August 2016 and subsequently approved.	A replacement of one non-key staff has been proposed and is under evaluation.

**Table 12: M&E Consultants Staff Utilization as of 30 September 2017 (Month 23 of 60)**

	Key Experts - International		Total PM	Utilized PM	Remaining PM	Percent Utilized
1	Jan T. Twarowski	Team Leader cum Economist	25	14.09	10.91	56%
2	Michael Dembinski	M&E Specialist	8	4.27	3.73	53%
3	Abu H. Murshid	Environmental Specialist	9	2.05	6.95	23%
4	Mike Tyson-Taylor	Social Safeguards Specialist	10	2.32	7.68	23%
		<i>Total</i>	<i>52</i>	<i>22.73</i>	<i>29.27</i>	<i>44%</i>
	Key Experts - National					
1	Md. Mahidur Rahman Khan	Deputy Team Leader / GIS Information Management Spec.	30	9.36	20.64	31%
2	A.B.M Murshed Alam Siddiqui	Agric. Economist/ M&E Specialist	18	6.00	12.00	33%
3	A.K.M. Rezaul Hoque Khan A.K.M. Mizanur Rahaman	Environmental Specialist	18	8.32	9.68	46%
4	Md. Mizanur Rahman	Social Safeguards Specialist	18	9.95	8.05	55%
5	Md. Badiuzzaman	Information Mgmt Specialist	18	6.30	11.70	35%
6	H.S. Mozaddad Faruque	Water Resources Engineer	10	3.86	6.14	39%
		<i>Total</i>	<i>112</i>	<i>43.80</i>	<i>68.20</i>	<i>39%</i>

The utilization rate of the key international staff stands at 44% and key national staff at 39%. This rate of utilization is not unexpected given the intensive nature of the start-up requirements for the consultancy, but there will be a need to adjust the level of effort due to changes in the scope of services as has been explained in the Inception Report and the M&E Framework and Strategy and note in the MTR Aide Memoire. The elapsed time of the M&E Consultant's contract as of this reporting period is 23 of 60 months, amounting to 38.3% of the contract's duration.

## 2.3 Procurement

There are 25 procurement packages under services – six packages for firms and 19 for individual consultants. For the six packages to be contracted out to firms, two have been contracted – namely, DCS&PMS Consultants and Third Party M&E Consultants; and another two have are in process – the Long-Term Monitoring, Research and Analysis of Bangladesh Coastal Zone and Consultancy for Social Afforestation, SAP and WMOs. Of the 19 consultancy packages for individuals, 12 have been contracted, five others (3 IPoE, the field Environmental Specialist and the Communications Officer) are in the process of procurement and two that were previously proposed to be added are being dropped.

The following two tables summarize the procurement activities for services during the quarter.

**Table 13: Procurement Status – Consulting Firm Services**

SI	Package Name (abridged)	Method	Package No.	Status 30 Jun 2017	Status 30 Sep 2017
1	Consultancy for Social Afforestation and SAP (including WMOs)	QBS	CEIP-1/A2 & B1/S01	Due to the continued delay, and the decision to accept the World Bank's suggestion to incorporate IPM aspects in the TOR, PEC annulled the earlier procurement process and recommended a new call for EOIs.	DCs have been asked to nominate effective NGOs. This package will now be sub-divided into five packages and CQS method of procurement will be used. For two of five packages, lists of NGOs have been provided.

SI	Package Name (abridged)	Method	Package No.	Status 30 Jun 2017	Status 30 Sep 2017
2	Consultancy for Detailed Design, Construction Supervision & Project Management Support, EIA and RAP (DDCS&PMS)	QBS	CEIP-1/B2, B3 & C1/S02	Done	Done.
3	Third Party M&E Consultants for Overall Project Implementation	QBS	CEIP-1/C2/S03	Done	Done.
4	Long-Term Monitoring, Research and Analysis of Bangladesh Coastal Zone	QBS	CEIP-1/C3/S04	Still in negotiation stage with Procurement Panel. World Bank may assist in discussing tax issue with GoB.	Tax issue has been resolved in the meeting of 30 September 2017. Thereafter, Consultant has been asked to provide staff schedule, work plan and final costs.
5	Consultancy for Institutional Capacity Building, TA & training to BWDB personnel	QBS	CEIP-1/D2/S22	Not yet started	May be used for training purposes of BWDB officers in different Training Institutes.
6	Consultancy for Feasibility Studies and preparation of design for next Phases of CEIP	QBS	CEIP-1/D3/S23	Not yet started	Not yet started

**Table 14: Procurement Status – Individual Consultant Services**

S. No.	Package Name (abridged)	Package No.	Status 30 Jun 2017	Status 30 Sept 2017
1	International Procurement Expert (Panel Chair)	CEIP-1/D1/S05	Contract in process of renewal.	Contract renewed.
2	International Technical Expert (Procurement Panel)	CEIP-1/D1/S06	In place	In place
3	Procurement Expert – national (Procurement Panel)	CEIP-1/D1/S07	In place	In place
4	PMU Procurement Specialist – national	CEIP-1/D1/S08	In place	In place
5	PMU Financial Management Specialist – national	CEIP-1/D1/S09	Negotiation with n Mr. Michael Gomes was carried out by PEC on 06 April 2017. WB's NOL obtained. Contract was executed by 24 April 2017.	In place
6	PMU Sr. Environmental Specialist – national	CEIP-1/D1/S10	In place	In place
7	PMU Sr. Social Specialist – national	CEIP-1/D1/S11	EOIs due 12 April 2017. Evaluation in process.	Contract signed 07 Aug 2017 and expert joined PMU
8	PMU Sr. Forestry Specialist - national	CEIP-1/D1/S12	EOIs due 12 April 2017. Evaluation in process.	Contract signed 07 Aug 2017 and expert joined PMU
9	PMU Communications Officer - national	CEIP-1/D1/S13	The selected expert withdraws. Re-procurement is underway with collection of CVs as per suggestion of WB.	Candidate selected, draft contract sent to WB who give NOL on 19 October 2017.

S. No.	Package Name (abridged)	Package No.	Status 30 Jun 2017	Status 30 Sept 2017
10	PMU Sr. Revenue Officer	CEIP-1/D1/S14	Negotiation was conducted by PEC on 06 April 2017. The Sr. Revenue specialist is continuing his input.	In place
11	PMU/Field - Social Specialist/Economist	CEIP-1/D1/S15	EOIs due 12 April 2017. EOIs evaluated and WB gave NOL.	Expert has signed contract on 20 Jul 2017 and joined PMU.
12	PMU/Field – Environmental Specialist	CEIP-1/D1/S16	EOIs re-solicited. Evaluation ongoing.	Negotiated contract sent to WB 07 September 2017 (and subsequently signed on 30 October 2017.)
13	IPOE River Morphologist & Sediment/Tidal Management Expert	CEIP-1/D1/S17	Call for CVs in process	Only one CV received by 14 Sep 2017 due date. PEC decided to make a fresh call for EoI and WB concurred.
14	IPOE Hydrodynamics and Coastal Modelling Expert	CEIP-1/D1/S18	Call for CVs in process	Only one CV received by 14 Sep 2017 due date. PEC decided to make a fresh call for EoI and WB concurred.
15	IPOE Design Expert in Embankment and Hydraulic Structures	CEIP-1/D1/S19	Call for CVs in process	Only two CVs received by 14 Sep 2017 due date. PEC decided to make a fresh call for EoI and WB concurred.
16	IPoE for Social Expert	CEIP-1/D1/S20	Call for CVs in process	Contract signed 07 Aug 2017.
17	IPoE for Environment, Water Management and Polder Expert	CEIP-1/D1/S21	In place	In place
18	Accounting and Financial Management System Specialist (AFMSS) – national	CEIP-1/D1/S24	Likely to be dropped as may be carried out through GoB own resources.	No change
19	Information Technology Specialist (ITS) - national	CEIP-1/D1/S25	Likely to be dropped as may be carried out through GoB own resources.	No change

Source: PMU

Annex 5.1 provides the detailed status and plans on procurement of services contracts – both for firms and individual consultants.

The following table summarizes the procurement activities for works during the quarter. Annex 5.2 provides the detailed status and plans on procurement of works contracts.

**Table 15: Procurement Status - Works**

SI	Package Name (abridged)	Method	Package No.	Status 30 Jun 2017	Status 30 Sep 2017
1	Rehabilitation/Reconstruction and Upgrading of Polder 32, 33, 35/1 and 35/3	ICBPQ	CEIP-1/W-01	Contractor in place.	Contractor in place.
2	Rehabilitation/Reconstruction and Upgrading of Polder 39/2C, 40/1, 40/2, 43/2C, 47/2 and 48	ICBPQ	CEIP-1/W-02	Contract signed on 08 March 2017. Contractor started to mobilize June 2017.	Notice to proceed issued 12 July 2017.
3	Rehabilitation/Reconstruction and Upgrading of Polder 14/1, 15, 16, 17/1, 17/2, 23 and 34/3	ICBPQ	CEIP-1/W-03	Not yet started and likely to be deferred to Phase 2	No change.

Source: PMU

Table 16 below summarizes the procurement status of goods. Annex 4.3 provides the details on goods (office equipment, vehicles, etc.) procured under the project. A new procurement plan was prepared and submitted to the World Bank on 27 February 2017. It includes seven additional packages to be procured starting this fiscal year – packages G-08 through G-14 – covering vehicles, office equipment and engineering equipment.

**Table 16: Procurement Status - Goods**

S. No.	Package Name (abridged)	Method	Package No.	Status 30 Jun 2017	Status 30 Sep 2017
1	Motor Vehicles a) 4-WD Jeep/Cross Country (Total 10 Nos.) b) Micro Bus-(Total 1 No.)	NCB (was ICB)	CEIP-1/G-01	Procurement completed. Micro-Bus delivered November 2015. Ten 4-WD vehicles delivered on 04 Feb 2016.	Procurement completed.
2	Motor cycles	NCB	CEIP-1/G-02	Procurement completed. Motor cycles delivered 22 Nov 2015.	Procurement completed.
3	Desktop Computer, Laptop, Printer, & UPS with Accessories	NCB	CEIP-1/G-04	Procurement completed. Goods delivered 29 June 2014.	Procurement completed.
4	Engineering Equipment: a) Leveling Equipment (5 nos.); b) Total Station (3 nos.)	NCB	CEIP-1/G-05	Procurement completed. Goods delivered 22 Nov 2015.	Procurement completed.
5	Office Equipment	NCB	CEIP-1/G-06	Procurement completed. Goods delivered 29 June 2014.	Procurement completed.
6	Office Furniture	NCB	CEIP-1/G-07	Procurement completed	Procurement completed.
7	Motor Vehicles	ICB	CEIP-1/G-08	Newly added to procurement plan.	No change.
8	Motor cycles	NCB	CEIP-1/G-09	Newly added to procurement plan.	No change.
9	Speed Boat and accessories	NCB	CEIP-1/G-10	Newly added to procurement plan.	No change.
10	Computer equipment (laptops, desktops, printers, UPS, IPS with ancillaries)	NCB	CEIP-1/G-11	Newly added to procurement plan.	No change.
11	Engineering equipment – levelling instrument	NCB	CEIP-1/G-12	Newly added to procurement plan.	No change.
12	Multi-media Projectors, Air coolers, Photocopier, Fax, Scanner, Binding machines	NCB	CEIP-1/G-13	Newly added to procurement plan.	No change.
13	Micro-bus		CEIP-1/G-14	Newly added to procurement plan.	No change.

Source: PMU

### 3. STATUS OF PROJECT OUTPUTS BY COMPONENT

Outputs are presented by component and based on the reports of the partners responsible for the respective component. A list of reports prepared and submitted by the DDCS&PMS Consultants is provided in Annex 9.

#### 3.1 Outputs of Component A: Rehabilitation and Improvement of Polders

##### 3.1.1 Outputs of A1: Rehabilitation and Improvement of Polders –Package 01

###### 3.1.1.1 Mobilization and Preconstruction Activities

These activities are complete, though they were slow to materialize as described in earlier reports. Given the current status of works progress, the Contractor's equipment continues to be seriously inadequate.

###### Engineer's Site Offices, Laboratory and Inspection Sheds

**Table 17: Status of Site Offices and Laboratories**

SI	Structure	Status 30 Jun 2017	Status 30 Sep 2017
1	Engineer's Field Office (vertical extension of existing building)	100% completed and occupied by the Engineer on 1 February 2017	Done
2	Laboratory Building at BWDB Khulna	100% completed	Done
3	Engineer's Site Office at Dacope	100% completed and occupied by the Engineer on 1 March 2017	Done
4	Engineer's Site Office at Rayenda	100% completed and occupied by the Engineer on 01 February 2017	Done
5	Refurbishment of Rest House at Dacope	65% completed	80% completed.
6	Refurbishment of Rest House at Rayenda	95% completed	95% completed
7	Barguna Field Office	revised detailed drawings sent to Engineer on 30 June 2017	Same.
8	Furniture and fixtures for Engineer's offices	95% complete	Same.

###### Contractor Main Offices and Site Offices/Camp Sites

Background and Status Prior Quarter	Current Quarter update
<ul style="list-style-type: none"> <li>The Contractor established their main office in Dhaka and Khulna shortly within the time of commencement. The Contractor has built permanent site offices, and living quarters, which are 100% completed and fully functioning.</li> <li>Earlier, the Contractor has set up a functioning laboratory at BWDB's Numagar premises in Khulna.</li> <li>Warehouse facilities for storage of cement and other perishable material has been put in place in each polder.</li> </ul>	Done.
CC block manufacturing machines – 5 fully operational and 2 being delivered	6 fully operational and 1 being installed.

Location of the CC block pre-casting yards is summarized in the table below.



**Table 18: Number of Manual and Automated CC Block Machines by Location**

SN	Location by Type	Number in Production	Additional Being installed
<b>1</b>	<b>Manual Process Yards</b>		
1.1	Polder 32 at km 36+000 (Dacope)	1 set	
1.2	Polder 33 at km 37+450 (Chunkuri)	1 set	
1.3	Polder 35/1 at km 15+000 (Boraitola)	1 set	
1.4	Polder 35/3 at km 29+000 (Khagraghat)	1 set	
<b>2</b>	<b>Automated CC Block Machine Yards</b>		
2.1	Polder 32 (Khulna)	2	
2.2	Polder 33 (Mongla)	1	
2.3	Polder 35/1 at km 18+600 (Tafalbari)	2	1
2.4	Polder 35/3 at km 14+000 (Daratana)	1	
	<b>Total Automated CC Block Machines</b>	<b>6</b>	<b>1</b>

Source: Contractor (CHWE) monthly progress reports

These locations were selected to take advantage of the reliable power supply and proximity to the package 01 polders.

### Pre-Construction Survey Works

Background and Status Prior Quarter	Current Quarter update
The survey of the centerline was completed in all four polders during the 2015/16 fiscal year. Cross-section surveys were commenced in that fiscal year.	There was no advance in the survey works compared to the prior quarter due to the monsoons (Table 19).

**Table 19: Pre-Construction Cross-Section Survey Works Summary-30 September 2017**

SN	Polder	Embankment (km)				Hydraulic Structures (no)				Bank Protection (km)				Drainage Channels (km)			
		Contract Qty.	Completed Qty.	% Completed	Approved Qty.	Contract Qty.	Completed Qty.	% Completed	Approved Qty.	Contract Qty.	Completed Qty.	% Completed	Approved Qty.	Contract Qty.	Completed Qty.	% Completed	Approved Qty.
1	32	49.5	49.7	100%	49.7	10	9	90%	9	2.0	2.0	100%	2.0	17.5	10.9	62%	10.9
2	33	52.1	48.5	93%	48.5	19	14	74%	14	1.7	1.7	100%	0.6	63.2	50.0	79%	9.0
3	35/1	62.0	61.6	99%	56.0	32	15	47%	9	1.5	1.5	100%	1.5	70.5	29.6	42%	13.6
4	35/3	40.0	39.8	100%	39.8	15	14	93%	14	2.5	0.45	18%	0.45	2.00	2.0	100%	2.0
as of 30 Sep 2017		203.6	199.6	98%	193.9	76	52	68%	46	7.7	5.7	73%	4.6	153.2	92.5	60%	35.5
as of 30 Jun 2017		203.6	199.6	98%	193.9	76	50	66%	42	7.7	5.7	73%	4.6	153.2	92.5	60%	35.5
as of 31 Mar 2017		203.6	199.6	98%	193.9	76	50	66%	42	7.7	5.7	73%	4.6	153.2	92.5	60%	35.5
as of 31 Dec 2017		203.6	199.6	98%	nr	76	47	62%	nr	7.7	4.2	55%	nr	153.2	43.3	28%	nr

Source: Contractor (CHWE) Monthly Progress Reports of December 2016 and March, June and September 2017.

### 3.1.1.2 GC Sub-Clause 8.3 Work Program

Background and Status Prior Quarter	Current Quarter update
In November and December 2015, the Contractor submitted their work program officially. After many iterations, giving particular attention to work methods and procurement schedule, a work program was finally approved by the Engineer on 24 August 2016.	The Engineer (DDCS&PMS Consultant) has requested and finally received in September 2017 a revised work program from the Contractor, but it was not supported by sufficient detailed planning and therefore



	cannot be relied upon. An improved and well supported work program has been requested.
The Contractor has not adhered to the program and overall progress stands at 17.8% compared to the planned 45% level.	Overall progress stands at 21% compared to the planned 48% level.

### 3.1.1.3 Embankment Works

Fully completed embankment totals 27.860 kms which is the same as it was on 30 June 2017 given the rains.

**Table 20: Status of Progress of Permanent Works – Embankment Re-sectioning**

Polder	Target	As of 30 Jun 2017			As of 30 Sep 2017		
		Length of Working Area (kms)	Fully Done (kms)	In Progress (kms)	Length of Working Area (kms)	Fully Done (kms)	In Progress (kms)
32	49.50	17.160	5.670	11.490	17.160	5.670	11.490
33	52.05	27.600	10.510	17.090	27.600	10.510	17.090
35/1	62.30	17.030	2.030	15.000	17.030	2.030	15.000
35/3	40.00	25.435	9.650	15.785	25.435	9.650	15.785
<b>Total</b>	<b>203.85</b>	<b>87.225</b>	<b>27.860</b>	<b>59.365</b>	<b>87.225</b>	<b>27.860</b>	<b>59.365</b>

Source: DDCS&PMSC; verified by the M&E Consultants based on spot checks.

The earthwork progress has increased from a level of 28.5% on 30 June to 33.2% on 30 September 2017.

**Table 21: Progress on Embankment Earthwork**

Polder	Contract Length (km)	Contract Qty (000 m3)	30 Jun 17 (000 m3)	% Done 30 Jun 2017	30 Sep 17 (000 m3)	% Done 30 Sep 2017
32	49.50	1253.7	343.5	27.4%	343.5	27.4%
33	52.05	988.8	309.5	31.3%	309.5	31.3%
35/1	62.30	2446.2	486.6	19.9%	508.7	20.8%
35/3	40.00	1186.9	533.0	44.8%	533.0	44.8%
<b>Total</b>	<b>203.85</b>	<b>5877.6</b>	<b>1672.4</b>	<b>28.5%</b>	<b>1694.7</b>	<b>33.2%</b>

### 3.1.1.4 Drainage Sluices and Flushing Inlets

The Contractor has started works on 17 sluice gates out of the 52 Drainage Sluices that had been programmed for construction during the current dry season. Works Package 01 has 76 drainage and flushing sluices total.

**Table 22: Status of Drainage and Flushing Sluices Planned for the 2<sup>nd</sup> Dry Season – Polder 32**

SN	Polder 32	Vents No	Location	Start Date per Work Program	Completion per Work Program	Actual Started	Coffer-dam/ excav'n/ dewater	Sand pile & sheet piles	Structure concrete work	Install'n CC block and gate	Remarks
1	DS-01	1	18+810	10 Feb 17	24 May 17	22.Oct.16	100%	100%	100%		2nd dry
1	Prior qtr						100%	100%	85%		
2	DS-02	??	24+100			??	100%	100%	100%		Preponed to 2 <sup>nd</sup> dry season
2	Prior qtr						80%	0%	60%		
3	DS-7										Due Later

SN	Polder 32	Vents No	Location	Start Date per Work Program	Completion per Work Program	Actual Started	Coffer-dam/ excav'n/ dewater	Sand pile & sheet piles	Structure concrete work	Install'n CC block and gate	Remarks
4	DS-8		39+950				20%				
4	Prior qtr		39+950				0%				
5	DS-9	1	45+506	29 Nov 16	18 Mar 17						2nd dry
6	DS-10	3	2+960	15 Oct 16	21 Feb 17		0%				2nd dry
6	DS-10						0%				2nd dry
7	DS-11	1	4+948	9 Nov 16	26 Feb 17						2nd dry
8	DS-16	1	14+402	21 Jan 17	5 May 17	13.Oct.16	100%	100%	100%		2nd dry
8	Prior qtr						100%	100%	75%		
9	FS-10	1	10+875	1 Jan 17	5 Apr 17						2nd dry
	Repair Works										
10	FFDFR-1			1 Mar 17	29 Apr 17						2nd dry
	Demolishing Works										
11	DS-15			15 Apr 17	4 May 17						

**Table 23: Status of Drainage and Flushing Sluices Planned for the 2<sup>nd</sup> Dry Season – Polder 33**

SN	Polder 33	Vents No	Location	Start Date per Work Program	Completion per Work Program	Actual Started	Coffer-dam/ excav'n/ dewater	Sand pile & sheet piles	Structure concrete work	Install'n CC block and gate	Remarks
1	DS-01	1	3+400	30 Jan 17	19 May 17		20%				2nd dry
1	Prior qtr						0%				
2	DS-02	1	5+810	24 Feb 17	20 Mar 17		5%				2nd dry
2	Prior qtr						2%				2nd dry
3	DS-03		11+040			15.Oct.16	7%				Preponed to 2 <sup>nd</sup> Dry season
3	Prior qtr						7%				
4	DS-04										Due Later
5	DS-06	1	20+530	1 Feb 17	20 May 17						2nd dry
6	DS-07	2	25+330	23 Feb 17	22 Jun 17						2nd dry
7	DS-08					15.Oct.16	100%	100%	85%		Preponed to 2 <sup>nd</sup> Dry season
7	Prior qtr						100%	70%			
8	DS-09	4	39+840	15 Oct 16	26 Feb 17	??	100%	100%	100%		2nd dry
8	Prior qtr						100%	100%	50%		
9	DS-10	1	41+010	9 Nov 16	2 Mar 17						2nd dry
10	DS-11	1	41+820	1 Dec 16	24 Mar 17	??	100%	100%	100%		2nd dry
10	Prior qtr						100%	100%	60%		
11	DS-12	1	44+140	4 Nov 16	13 Feb 17						2nd dry
12	DS-13	1	47+310	16 Dec 16	4 Apr 17						2nd dry
13	FS-01	1	7+890	21 Mar 17	23 Jun 17						2nd dry
14	FS-03	1	10+630	23 Dec 16	29 Mar 17						2nd dry
15	FS-06	1	18+660	12 Jan 17	18 Apr 17						2nd dry
16	FS-08	1	22+920	20 Mar 17	22 Jun 17						2nd dry
17	FS-15	1	42+870	15 Oct 16	17 Jan 17		10%				2nd dry
17	Prior qtr						0%				
18	FS-17	1	46+210	26 Nov 16	28 Feb 17		5%				2nd dry
18	Prior qtr						0%				
19	FS-19	1	48+310	10 Jan 17	19 Apr 17						2nd dry
	Repair Works										
20	FS-2,16,18			15 Mar 17	15 May 17						2nd dry
	Demolishing Works										
21	FS-7			1 Apr 17	20 Apr 17						2nd dry

**Table 24: Status of Drainage and Flushing Sluices Planned for the 2<sup>nd</sup> Dry Season – Polder 35/1**

SN	Polder 35/1	Vents No	Location	Start Date per Work Program	Completion per Work Program	Actual Started	Coffer-dam/ excav'n/ dewater	Sand pile & sheet piles	Structure concrete work	Install'n CC block and gate	Remarks
1	DS-1	1	0+000	15 Oct 16	6 Feb 17	15.Nov.16	5%				2nd dry
1	Prior qtr						5%				
2	DS-2	3	6+322	24 Dec 16	2 May 17	01.Nov.16	86%	100%	69%		2nd dry
2	Prior qtr						100%	100%	60%		
3	DS-4	4	12+097	15 Oct 16	18 Mar 17						2nd dry
4	DS-5										Due Later
5	DS-6	1	19+736	24 Nov 16	18 Mar 17	15.Dec.16	92%	100%	95%	30%	2nd dry
5	Prior qtr						100%	100%	95%	0%	
6	DS-7	1	23+537	8 Jan 17	5 May 17	18.Oct.16	100%	100%	100%	45%	2nd dry
6	Prior qtr						100%	100%	95%	5%	
7	DS-8	1	25+997	17 Feb 17	14 Jun 17	14.Nov.16	100%	100%	98%	30%	2nd dry
7	Prior qtr						100%	50%	95%	5%	
8	DS-11										Due Later
9	DS-12										Due Later
10	DS-13										Due Later
11	DS-14										Due Later
12	DS-15										Due Later
13	DS-16										Due Later
14	DS-17										Due Later
15	DS-18	1	24+787	28 Jan 17	4 Jun 17	18.Oct.16	43%				2nd dry
15	Prior qtr						40%				
16	DFS-1	1	0+736	14 Nov 16	21 Feb 17	??	50%	5%			2nd dry
16	Prior qtr						40%				
17	FS-5	1	16+774	15 Oct 16	17 Jan 17						2nd dry
18	FS-6	1	18+768	4 Nov 16	6 Feb 17						2nd dry
19	FS-7	1	20+214	19 Dec 16	23 Mar 17						2nd dry
20	FS-12	1	31+821	12 Feb 17	27 May 17						2nd dry
21	FS-13	1	32+659	4 Mar 17	21 Jun 17						2nd dry
22	FS-23	1	5+243	4 Dec 16	23 Mar 17						2nd dry

**Table 25: Status of Drainage and Flushing Sluices Planned for the 2<sup>nd</sup> Dry Season – Polder 35/3**

SN	Polder 35/3	Vents No	Location	Start Date per Work Program	Completion per Work Program	Actual Started	Coffer-dam/ excav'n/ dewater	Sand pile & sheet piles	Structure concrete work	Install'n CC block and gate	Remarks
1	DS-1	6	4+910	15 Oct 16	8 Mar 17	17.Nov.16	7%				2nd dry
1	Prior qtr						0%				
2	DS-2	1	24+860	9 Nov 16	16 Feb 17	02.Nov.16	100%	100%	100%	25%	2nd dry
2	Prior qtr						100%	100%	100%	50%	
3	DS-3	2	33+436	18 Jan 17	20 Apr 17		20%	25%			2nd dry
3	Prior qtr						0%	0%			
4	DS-4										Due Later
5	DS-6	1	20+530	1 Feb 17	20 May 17						2nd dry
6	DS-7	2	25+330	23 Feb 17	22 Jun 17						2nd dry
7	DS-09	4	39+840	15 Oct 16	26 Feb 17						2nd dry
8	DS-10	1	41+010	9 Nov 16	2 Mar 17						2nd dry
9	DS-11	1	41+820	1 Dec 16	24 Mar 17						2nd dry
10	DS-13	1	5+520	22 Feb 17	27 May 17						2nd dry
11	FS-01	1	0+345	2 Feb 17	7 May 17						2nd dry
12	FS-03	1	10+630	23 Dec 16	29 Mar 17						2nd dry
13	FS-06	1	18+660	12 Jan 17	18 Apr 17		2%				2nd dry

SN	Polder 35/3	Vents No	Location	Start Date per Work Program	Completion per Work Program	Actual Started	Coffer-dam/ excav'n/ dewater	Sand pile & sheet piles	Structure concrete work	Install'n CC block and gate	Remarks
13	Prior qtr						0%				
14	FS-08	1	22+920	20 Mar 17	22 Jun 17		100%	40%			2nd dry
14	Prior qtr						100%	40%			
15	FS-9	1	26+450	29 Nov 16	3 Mar 17	17.Nov.16	100%	100%	100%	30%	2nd dry
15	Prior qtr						100%	100%	100%	0%	
16	FS-10	1	27+160	19 Dec 16	23 Mar 17		60%	36%			2nd dry
16	Prior qtr						0%	0%			
	Repair/Demolishing Works										
17	n/r			1 Apr 17	30 Apr 17						2nd dry

The tables above show that the work program and actual works are not aligned; the target of completing construction of 52 sluice gate within the second dry season had to be substantially reduced by 75% (or 39 structures) and even then the actual number of structures essentially completed by 30 September 2017 was 11 with 6 others having progress of more than five percent.

**Table 26: Summary of Number of Hydraulic Structures in Progress by Polder**

Polder	Structure Type	Contract Quantity (no.)	Number 30 Jun 2017	% complete 30 Jun 2017	Number 30 Sep 2017	% complete 30 Sep 2017
32	DS	8	3	25.0%	3	30.8%
	FS	2	0	0%	0	0%
33	DS	12	4	14.9%	4	19.7%
	FS	7	0	0.1%	1	0.4%
35/1	DS	15	6	21.2%	6	22.5%
	FS	17	1	0.5%	1	1.4%
35/3	DS	4	2	20.1%	2	22.5%
	FS	11	1	7.5%	1	10.3%
<b>Total</b>		<b>76</b>	<b>17</b>	<b>11.4%</b>	<b>18</b>	<b>13.8%</b>

Source: DDCS&PMS Consultant Monthly Progress Report, June and September 2017.

### 3.1.1.5 Drainage Channel Excavation/Re-excavation

Background and Status Prior Quarter	Current Quarter update
Excavation of drainage channels has started in earnest during the Apr-Jun quarter and 13.0% has been done in cubic meter terms as of 30 June 2017, up from 0.9% of the earthwork for Package 01 as of 31 March 2017. In ratio length terms (kilometer length equivalent), these works stood as 7.1% complete as of the end of the current FY. These works are to be done in parallel with the construction of the drainage and flushing sluices.	There was no advance in the survey works compared to the prior quarter due to the monsoons (Table 27).

**Table 27: Excavation/Re-excavation of Drainage Channels in m<sup>3</sup> and Ratio Length**

Polder	Contract Length (km)	Contract Qty (000 m <sup>3</sup> )	31 Mar 17 (000 m <sup>3</sup> )	% Done	30 Jun 17 (000 m <sup>3</sup> )	% Done	30 Sep 17 (000 m <sup>3</sup> )	% Done	30 Sep 17 ratio length	% Done
32	17.5	175.9	10.0	5.7%	79.0	44.9%	79.0	44.9%	5.2 kms	29.7%
33	63.2	561.3	0	0.0%	56.4	10.1%	56.4	10.1%	4.0 kms	6.3%
35/1	70.5	494.4	0.7	0.1%	26.8	5.4%	26.8	5.4%	1.75 kms	2.5%
35/3	2.0	17.6	0	0.0%	0	0.0%	0	0.0%	0.0 kms	0.0%
<b>Total</b>	<b>153.2</b>	<b>1249.1</b>	<b>10.7</b>	<b>0.9%</b>	<b>162.2</b>	<b>13.0%</b>	<b>162.2</b>	<b>13.0%</b>	<b>10.95 kms</b>	<b>7.1%</b>

Source: Contractor (CHWE) Monthly Progress Report of March, June and September 2017.

### 3.1.1.6 Bank Protection Works

Bank protection works have just commenced in March 2017 with the placement of CC blocks in lieu of hard rock. Only 460 meters out of 7.7 kms of bank protection works are completed to date.

**Table 28: Bank Protection Works - Progress Compared to Target**

Polder	Contract Length (kms)	Completed (kms) 30 Jun 2017	% of blocks placed 30 Jun 2017	Completed (kms) 30 Sep 2017	% of blocks placed 30 Sep 2017
Polder 32	2.000	0	0%	0	0%
Polder 33	1.700	0.400	22.4%	0.460	26.9%
Polder 35/1	1.500	0	0%	0	0%
Polder 35/3	2.500	0	0%	0	0%
<b>Package 01 Total</b>	<b>7.700</b>	<b>0.400</b>		<b>0.460</b>	

Source: Contractor (CHWE) Monthly Progress Report of June and September 2017.

### 3.1.1.7 Slope Protection Works

Slope protection works depend on completion of the construction of embankments so work in this respect was expected to just get started in April 2017.

**Table 29: Slope Protection Works - Progress Compared to Target**

Sl	Polder	Length (kms)	Completed (kms) 30 Jun 2017	Completed (kms) 30 Sep 2017
1	Polder 32	3.275	0	0
2	Polder 33	6.030	0.09	0.09
3	Polder 35/1	11.750	0.02	0.02
4	Polder 35/3	0.900	0	0
	<b>Package 01 Total</b>	<b>21.980</b>	<b>0.11</b>	<b>0.11</b>

### 3.1.1.8 Status of Emergency Works (under BOQ item Environmental Mitigation Works)

The existing embankments at all four polders include locations where rapid deterioration occurred recently, or where damage increased over time so that these sections are in danger of being breached which would have threatened wholesale flooding of the polders during the monsoon season. While these conditions were not caused by the Project, the emergency works contingency funds come under BoQ item heading "Environmental Mitigation Works". They are, in fact, works to protect the population in the polders from flood damage until the permanent works are done.

To date, the DDCS&PMS Consultant had authorized emergency works as follows:

- 1<sup>st</sup> batch starting January 2016 25 locations
- 2<sup>nd</sup> batch Cyclone Roanu, May 2016 19 locations
- 3<sup>rd</sup> batch 2017 monsoon 61 locations (20 new locations added during July-Sep)

New vulnerable sites are continually under assessment by a tripartite team comprising XEN, Engineer and Contractor.

The total allocation for emergency works under the environmental mitigation provisional sum BoQ item is BDT 40 million, but day works are also being used to perform some of these works. This budget is meant to cover the three year construction period and while the need for emergency works will decline as the permanent works advance, additional funds may be required.

It is worth mentioning that at least some of the emergency works would not be needed if the Contractor's work progress was on schedule. It should be noted also that maintenance will not be carried out by BWDB until the polders are handed back over to GoB as these polders are now under the Project.

**3.1.1.9 Nalian Closure Dam**

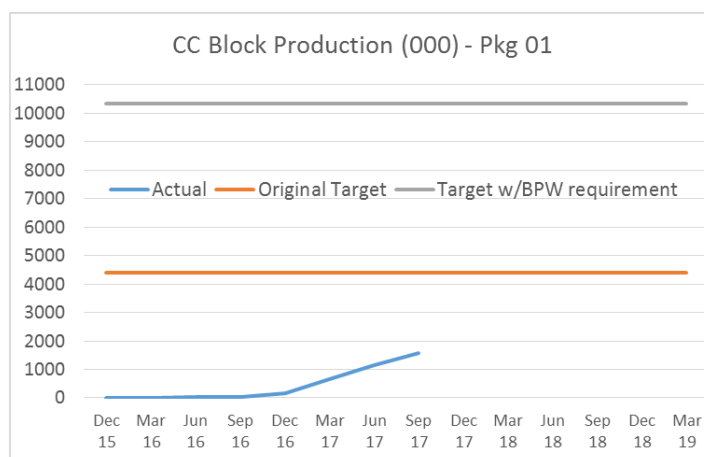
Background and Status 30 Jun 2017	Status 30 Sep 2017
Survey works and measurement has been completed. Methodology for geotechnical investigation has been approved by the Engineer. Preliminary design drawings for Nalian Closure Dam in Polder 32 have been prepared by the Contractor and submitted to the Engineer on 18 March 2017. Contractor is revising the preliminary design drawings in line with Engineer's comments and will seek Engineer's consent to start the geotechnical investigation once the Engineer approves the drawings.	Soil investigation has been completed. Report for Soil Investigation is being prepared.

**3.1.1.10 CC Block Production**

Background and Status 30 Jun 2017	Status 30 Sep 2017
CC block production stands at 1.161 million as of 30 June 2017. This is 11.2 percent of the more than 10.3 million that must be produced. The number of CC blocks required has increased from the original 4.4 million given that the Contractor has opted to use CC blocks for bank protection works in lieu of hard rock (but at the unit rate of hard rock)..	1.586 million CC blocks produced to date, meaning 427,000 blocks produced during the quarter. This is 15.4 percent of total required.
The Contractor has ordered an additional two automated CC block making machines so that seven machines will be in place (an increase from the four planned); five have been commissioned and are operating.	Five automated CC machines are functioning; the sixth just began production; the seventh machine is being installed.

Each machine has a combined theoretical capacity of 3,000 blocks per day assuming 8-9 hours of operation. Where the manufacturing sites are close to communities, late evening operation is not acceptable due to noise levels, so the possibility of expanding hours of production is limited. During the last three quarters, the production rate for the five machines came to between 5000 and 5500 per day which is 33-37% of capacity. At this pace, with 7 machines operating, about 36 more months would be required to produce the required quantity and the required number of blocks could be produced only by September 2020. If the production attains 90% of the theoretical maximum of 21,000 blocks per day, then the target can be achieved by February 2019 at the earliest.

This however is highly unlikely as the contractor has pointed to multiple constraints that have not been solved as of this writing. Among these are lack of crushed aggregate, lack of plates for CC block removal (currently on order), and inadequate space for additional stockpiling. The last of these could be solved by stepping up the pace of slope protection and especially bank protection works. Given the special size of blocks required for bank protection works and the fact that some of the stockpile is not of this size, there is a



bottleneck here that must be resolved by expanding storage area and stepping up production of BPW sized blocks, once sufficient crushed rock is brought to the site.

**Table 30: Cumulative CC Block Production**

S.N.	Polder Number	Cumulative Total as of 30 Jun 2017	40x40x40 (cms)	40x40x20 (cms)	30x30x30 (cms)	40x40x30 (cms)	Cumulative Total as of 30 Sep 2017
1	32	260,800	121,091	62,212	121,596	-	304,899
2	33	323,161	146,639	59,373	235,524	-	441,536
2	35/1	297,919	153,803	131,949	157,700	8,456	451,908
3	35/3	279,170	91,363	75,839	220,630	-	387,832
	<b>Total</b>	<b>1,161,050</b>	<b>512,896</b>	<b>329,373</b>	<b>735,450</b>	<b>8,456</b>	<b>1,586,175</b>

Source: DDSC&PMSC Monthly Progress Report – June and September 2017

### 3.1.2 Outputs of A1: Rehabilitation and Improvement of Polders –Package 02

Background and Status 30 Jun 2017	Status 30 Sep 2017
<p>Works package W-02 comprises six polders - namely 39/2C, 40/2, 41/1, 43/2C, 47/2 and 48. The tender package was floated 04 December 2015 with an original submission due date of 28 January 2016, extended to 24 March 2016. Notice of award was issued to the Contractor on 15 December 2016 after some delay due to a discussion of procedural and budgetary issues on land acquisition between the BWDB and the World Bank. The contract was signed on 8 March 2017 and notice to commence issued on 12 July 2017.</p>	<p>The Contractor is in the process of undertaking survey works and establishing his offices and work camps:</p> <p>Polder 39/2C – construction yard and camp construction sand filling done; ring dyke started.</p> <p>Polder 41/1 – cross-section survey 16.1% complete (5.45 of 33.81 kms); scrubbing clearing for camp done; ring dyke constructed; temporary office leased.</p> <p>Polder 47/2 – 82.3% of cross-section survey done (14.45 of 17.55 kms); scrubbing and clearing for camp, ring dyke and jetty construction underway.</p> <p>Polder 48 – 30.9% of cross-section survey done (6.2 of 37.88 kms); pre-cast yard sand filling is 38% done; D/S 1 access road reinstated.</p> <p>Emergency works were taken up in two locations – one in Polder 41/1 which is 90% completed and another in Polder 47/2 which is underway.</p>



Background and Status 30 Jun 2017	Status 30 Sep 2017
	<p>Selected concerns raised by the Contractor include:</p> <ul style="list-style-type: none"> <li>• Handover of land for pre-cast yard A-1</li> <li>• Work hindrance by local people</li> <li>• Visa arrangements</li> <li>• Borrow pits for the construction yards</li> </ul>

### 3.1.3 Outputs of A1: Rehabilitation and Improvement of Polders –Package 03

Background and Status 30 Jun 2017	Status 30 Sep 2017
<p>Works package W-03 will comprise the remaining seven polders - 14/1, 15, 16, 17/1, 17/2, 23, 34/3. Modeling is essentially complete and the draft modeling report will be submitted in late 2017. The survey work for design and geotechnical investigations were complete during the quarter. The actual design work commenced in the July-September 2016 quarter and is about 20% complete. The designs were agreed to be completed by 30 June 2017, but the Consultant has only one designer working on this so it is behind schedule.</p>	<p>Design work is about 25% complete, up from 20% in prior quarter.</p>

### 3.1.4 Output of A2: Social Afforestation and Community Mobilization

No physical progress as procurement for concerned NGOs is being re-started with Consultant Qualification Selection method, which will rely on DCs to nominate likely organizations which will then be invited to submit proposals according to the CQS method of procurement.

## 3.2 **Outputs of Component B: Implementation of Social and Environmental Management Frameworks and Plans**

### 3.2.1 Outputs of B1: Implementation of Social Action Plans

These services have not yet commenced.

### 3.2.2 Outputs of B2: Implementation of Social Management and Resettlement Policy Framework (SMRPF) and Resettlement Action Plans (RAPs)

#### 3.2.2.1 RAP and LAP for Package 01

The RAP Team of DDCS&PMS Consultants commenced fieldwork in March 2015.

The updated number of Project-Affected Households and Entitled Persons is presented in the Tables 31 and 32 below.

**Table 31: Number of Titled and Non-Titled Entities (excluding tenants and wage laborers) in Package 01 Polders**

Category	Polder 32	Polder 33	Polder 35/1	Polder 35/3	Total
Titled	368	239	387	104	1,098
Non-titled	1,231	1,446	1,615	256	4,548
<b>Total</b>	<b>1,599</b>	<b>1,685</b>	<b>2002</b>	<b>360</b>	<b>5,646</b>

Source: RAP Team, IOL Survey in June 2017, DDCS&PMSC with update from September 2017 MPR.

**Table 32: Breakdown of Non-Titled EPs by Polder and Category**

Category	Polder 32	Polder 33	Polder 35/1	Polder 35/3	Total
Squatters	1,231	1,446	1,615	256	4,548
Tenants	86	157	196	09	448
Wage Laborers	23	75	117	11	226
<b>Total</b>	<b>1,340</b>	<b>1,678</b>	<b>1,928</b>	<b>276</b>	<b>5,222</b>

Source: RAP Team, IOL Survey in June 2017, DDCS&PMSC with update from September 2017 MPR.

Implementation of the RAP for Package 01 has progressed as shown in the table below.

**Table 33: Status of Relocation of Compensated EPs**

Sl. No.	Status of relocation	Number of squatters relocated by polders as of 30 Sep 2017						as of 30 Jun 2017	
		Polder 32	Polder 33	Polder 35/1	Polder 35/3	Total	%	Total	%
1	Relocated on own land	304	328	333	115	1080	38%	832	29%
2	Relocated on purchased land	79	39	207	39	364	13%	257	9%
3	Relocated on other's land	142	58	57	32	289	10%	280	10%
4	Relocated Temporarily at nearby area/Govt. land	87	89	97	22	295	10%	255	9%
5	Not yet relocated	376	269	177	22	844	29%	1248	43%
6	Market Relocation	Some shopkeepers are relocating by themselves and some are waiting for compensation.							
	<b>Total</b>	<b>988</b>	<b>783</b>	<b>871</b>	<b>230</b>	<b>2872</b>	<b>100%</b>	<b>2872</b>	<b>100%</b>

Source: DDCS&PMS Consultant emails.

**Table 34: Summary Progress of LAP and RAP Implementation – Package 01**

SN	Milestone Actions	Target date of completion	Target to achieve in %	Progress as of 30 Jun 17	Progress as of 30 Sep 17
1	Video recording of assets in the ROW	30 May 2015	100% in 4 polders	100%	100%
2	Joint Verification Survey	Early January 2016	100% in 4 polders	100%	100%
3	Photography of non-titled EPs	15 October 2015	90%	100%	100%
4	ID Card preparation for EPs	15 November 2015	90%	98.2% 5,107 EPs	99% 5,164 of 5,222 EPs
5	ID Card Issuance by XEN	30 April 2016	90%	98.2% 5,107 EPs	98.2% 5,107 EPs
6	ID Cards distribution	30 April 2016	90%	nr	nr

SN	Milestone Actions	Target date of completion	Target to achieve in %	Progress as of 30 Jun 17	Progress as of 30 Sep 17
7	Collection of NID	31 October 2015	90%	nr	nr
8	Bank Account Opening for non-titled EPs	31 January 2016	90%	98.2% 5,107 EPs	99% 5,164 of 5,222 EPs
9	Collection of Certificates from LGI	31 January 2016	90%	nr	nr
10	Focused group meetings	15 February 2016 for first 4 rounds; then ongoing	100%	100%	100%
11	Land Acquisition Proposals sub'd to DC Khulna, Bagerhat	September 2015 for Package 01	100%	100% final 4 <sup>th</sup> LAP (for P-35/1) had DLAC held twice due to alignment change; now at MOL	100% final
12	Notice issued under Section 6 by DC		4 polders	3	3
13	Final land acquisition cost estimate		4 polders	35/3 done; 32 & 33 under preparation	nr
14	Property Assessment Valuation Committee formed	28 December 2015 for Package 01	100%	100%	100%
15	PAVC assesses replacement value of assets	December 2015	All asset types; all polders	100%	100%
16	Grievance Redress Committee formed and approved by PD	December 2015 for Package 01	15 GRCs	100% Formed and now functioning; though expense issue inhibits meetings taking place	No change
17	No. of grievances received and their status			86 raised cumulatively; 61 resolved; 5 under investigation	193 raised cumulatively; 120 resolved at source; 73 resolved by GRC; none pending
18	Compensation paid to Non-Titled EPs		5222	2872 (1136 in Sep/Oct 16; 305 in Dec 16; 1431 in May 2017)	2872
19	Value of Compensation Paid to Non-Titled EPs			BDT 442,342,197	Same
20	Value of Compensation Paid to titled EPs			BDT nil	Same
21	Relocation status			1624 (out of 2872)	2032 (out of 2872)

Source: RAP Team and DDCS&PMSC Monthly Reports

Actual information on the required land for four polders under package 1 as finalized after JVS is given below.

**Table 35: Land Requirement for Package-01**

Polder No	Total length (km)	Area to be Acquired (hectares)
32	49+333	50.65
33	49+500	16.81
35/3	40+000	24.81
35/1	63+220	30.17
<b>Total</b>		<b>122.44</b>

Source: RAP Team, DDCS&PMSC

The status of land acquisition is provided in the next table. A Task Force was formed to expedite the land acquisition process for Package 01. This Task Force has aggressively pursued the handing over of land by the DCs and maintains liaison with the DC, Department of Forestry, Public Works Department and other stakeholders.

**Table 36: Status of Land Acquisition – Package 01**

Name of Polder	32	33	35/1	35/3	Remark
District	Khulna	Khulna	Bagerhat	Bagerhat	
Program for L.A. (ha)	50.65	16.81	30.17	24.81	
Proposal submitted to DC	29-Apr-15	3-Mar-15	28-Mar-15	28-Mar-15	
DLAC Approved	8-Jun-15	19-Mar-15	15-Apr-15	15-Apr-15	
Notice u/s 3 issued	10-Nov-15	12-Jul-15	27-Sep-15	14-Aug-15	
JVS completed	24-Dec-15	30-Sep-15	29-Sep-16	29-Sep-15	
MoL Approved	17-Aug-16	17-Aug-16	13-Jul-17	18-Apr-16	
Notice U/S-6	25-Nov-16	25-Nov-16	Not yet done	15-Aug-16	
Funds placed to DC (BDT million)	161.95	88.50	81.19 (adv)	151.10	480.79 total
Notice U/S-7	30-Aug-17	10-Sep-17	Not yet done	27-Aug-17	
Present status	Possession received	Possession received (10.94). Issuance of notices U/S-3 (5.87) under process.	Preparation of notices U/S-6 and estimates are under process.	Possession received	

Source: RAP Team, DDCS&PMSC, Monthly Progress Report, September 2017

The DDCS&PMS Consultants have undertaken a substantial consultative process as evidenced by the number of consultations they have reported as of 31 December 2016 (update not available for June 2017). All groups have received four or more rounds of consultation so far and the consultations continue.

**Table 37: Focus Group Formation and Number of Meetings-Package 01**

Polder No.	Status on 31 Dec 2016		Status on 30 Sep 2017	
	Focus Groups Formed	Focus Group Discussions	Focus Groups Formed	Focus Group Discussions
32	68	350	68	486
33	63	307	63	438
35/1	75	352	88	541
35/3	15	105	18	150
<b>Total</b>	<b>221</b>	<b>1,114</b>	<b>237</b>	<b>1,615</b>

Source: RAP Team, DDCS&PMSC, email correspondence

There are rounds of consultations which follow a logical progression in their content as described below.

**Agenda of 1<sup>st</sup> Round FGD Meeting**

1. Group Formation
2. Selection Member of FGD Committee
3. Select Designation of committee members
4. Describe objectives of FGD
5. Describe objectives of Project
6. Responsibility of Committee Member
7. Approximate date of next Meeting

**Agenda of 2<sup>nd</sup> Round FGD Meeting**

1. Photography of EPs
2. Bank Account Opening
3. Collection of certificate from LGIs, NID, Trade License and other papers

**Agenda of 3<sup>rd</sup> Round FGD Meeting**

1. EP ID Card preparation
2. Information Booklet distribution and reading out policies in the meeting
3. Procedure of payment from BWDB and required documents for payment

**Agenda of 4<sup>th</sup> Round FGD Meeting**

1. Timeline of the project and relocation requirements after payment
2. Search alternative location from now for relocated by themselves after displacement
3. Limitation of the project in providing relocation sites
4. Encouraging displaced people to be relocated in a cluster manner

Background & Status 30 Jun 2017	Status 30 Sep 2017
Comparing prior quarter progress with the current quarter in the foregoing tables, it can be seen that many steps in Package 01 RAP implementation are progressing well, though the <u>relocation planning and livelihood restoration program have not been given adequate or early enough attention</u> . The 1441 EPs given compensation in the first two payment rounds began to vacate the project area in October 2016 and now almost all of that group have done so. However, it was not until months later that there has been any assistance or pre-screening of possible sites for relocation as the Physical Relocation Assistance Committees (PRAC) were formed in November 2016 and only became functional in January 2017.	Relocation planning and livelihood restoration need more attention.  Shortly after their formation, the PRAC have been only modestly active since their work is entirely voluntary and no transport allowance or meeting allowance is being provided.
People have not agreed for cluster or group relocation so far despite the offer of community amenities; this is reportedly due to several reasons including kinship ties with the host villages, mal-adjustment/mismatch with the neighboring people and scarcity of suitable land for group relocation.	Group relocation has taken place in one instance only in Package 01. This is in Polder 32, Kamarkhola (22+500 previous location). Twelve (12) EPs relocated together to 22+000.
RAP implementation continues to be on the critical path for handing over of sites for construction work. While 2847	The availability of contiguous stretches of land continues to

Background & Status 30 Jun 2017	Status 30 Sep 2017
squatters have been given their compensation and more than half have vacated the right-of-way as of 30 June 2017, these PAPs are not all together in one location or in solid stretches. Thus, contiguous areas of land is not available for handing over to the Contractor where squatters are on the polder embankments.	be a concern, even though 71% of <u>compensated</u> squatters have already vacated the ROW. The percent of all squatters (compensated or not) that have vacated the ROW is 45%.
Amount of compensation paid to non-titled EPs is BDT 442,342,197	No change.
Funds for land acquisition (from titled owners) have been deposited with the DCs in the amount of BDT 480.625 million, with BDT 280.625 million paid in 2016 and BDT 200.000 million in June 2017. Onward payment to the land owners has not yet commenced.	Payments to titled landowners not yet commenced, though PMU has transferred large sums for this purpose. Notice under section 7 has been issued during the current quarter for Polders 32, 33 and 35/1.
Based on initial estimates in 2015, complete vacating of the embankment and construction sites would take about 7 months from the first meeting of the PAVC in January 2016. Payments to the balance of non-titled EPs are now expected to stretch through September 2017. Thus, a planned seven month process will have taken 22 months.	Payment of compensation to the remaining 37% of squatters remains to be done and is planned to be completed by December 2017, with Package 01 polders to be vacated 30 days thereafter.

### Grievances

A total of 193 grievances have been raised in the Package 01 area to date; 120 of these have been resolved on the spot and 73 were submitted to the Grievance Redress Committee (GRC). All 73 have been resolved as per report of DDCS&PMS Consultants.

The figure below shows the cumulative progression by quarter.

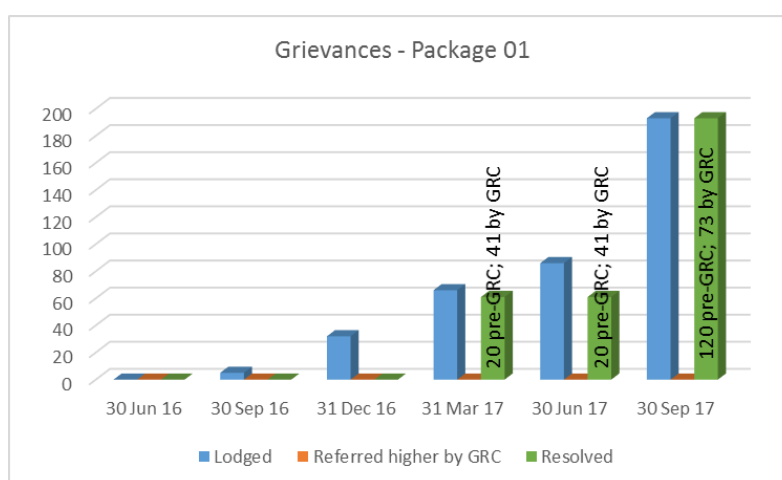


Figure 4: Cumulative Grievances – Package 01

### **Labor Influx**

The types of site works are defined in the Contract. The works require both skilled and unskilled labor and the skilled labor spans many levels – from tradespersons to highly experience senior professionals. The policy of the Project is to first maximize the use of local staff and when skills are not available locally, to draw as much as possible from the district, then from Bangladesh and finally from overseas. The Contractor has been asked to report on the breakdown of such staff and is being guided to align his hiring to maximize use of local staff.

Camps generally have no more than 20 or so foreign workers and 20 or so national workers and these are in self-contained compounds apart from communities. A given polder may have more than one camp. Of the approximately 1400 persons working on the project at peak times, the total population that stays in work camps is approximately as follows (varies over time):

- Polder 32 – 59 persons
- Polder 33 – 90 persons
- Polder 35/1 – 53 persons
- Polder 35/3 – 51 persons

This represents less than 20% of the work force. Most laborers are unskilled and temporary workers, with virtually no unskilled workers coming from outside a polder. The Engineer’s site staff visit all compounds and offices buildings of Contractor in each polder and talk with the community leaders. So far, no cases of frictions and complaints due to labor influx has been observed, though this continues to be monitored.

As of 30 September 2017, there are 757 laborers in Package 01 and the labor profile is as follows:

- Gender – 744 male, 13 female
- Skill Level – 202 skilled, 225 semi-skilled and 330 unskilled
- Origin – 492 from same or adjoining district, 145 from other districts, 120 from abroad
- Age – 457 are 18-25 years old, 280 are 25-50 years old, 20 are above 50 years old

A detailed labor influx report is available in the monthly progress reports of the DDCS&PMS Consultants.

#### **3.2.2.2 RAP and LAP for Package 02**

Background and Status Prior Quarter	Current Quarter update
<p>A draft RAP was first submitted to PMU for comments and observation in the January-March 2016 quarter and has now been finalized and submitted to the World Bank in February 2017. The census and initial Inventory of Losses (IOL) was conducted in 2015, but a revised LAP was prepared so the IOL was updated as required by the TOR before implementing the RAP. Field level updating of the inventory started in June 2016 and was completed in January 2017. The RAP was submitted to the World Bank through the PMU office and clearance obtained from the Bank’s Regional Safeguards Advisor (RSA).</p> <p>Total number of entities identified during census and IOL in 2015 was 7103.</p>	<p>A total of 6693 entities were identified during updating census and IOL survey on private and public land which took place from June 2016 through September 2017.</p>



**Table 38: Status of Land Acquisition – Package 02**

Sl	Name of Polder	District	Program for L.A. (ha)	Proposal submitted to DC	Approved		Notice u/s 3 issued	JVS completed	30 Sep 2017 Status
					DLAC	MoL			
1	39/2C	Pirojpur & Jhalokhati	115.95	10 Oct 16	16 Mar 17 & 30 Nov 16		9 Apr 17 & 27 Feb 17	Not yet in Pirojpur; 22 Oct 16 for 3 mouzas of Jhalokhati	Submitted to MOL for approval 08 Jun 17
2	40/2	Barguna	12.45	06 Oct 16	27 Mar 17		4 May 17	17 May 17	Submitted to MOL for approval 20 Jul 17
3	41/1	Barguna	8.35	06 Oct 16	27 Mar 17		4 May 17	28 Mar 17	Submitted to MOL for approval 27 Jul 17
4	43/2C	Patuakhali	13.88	30 Aug 16					Feasibility assessment in process.
5	47/2	Patuakhali	2.31	28 Aug 16	23 Mar 17		2 May 17	17 Oct 16	Submitted to MOL for approval 04 Jun 17
6	48	Patuakhali	0.90	28 Aug 16	23 Mar 17		2 May 17	16 Oct 16	Submitted to MOL for approval 03 Aug 17
<b>Total</b>			<b>153.84</b>	<b>153.84</b>	<b>139.96</b>		<b>139.96</b>		

Source: RAP Team, DDCS&PMSC, Monthly Progress Report, September 2017 and email communication

**Table 39: Number of EP Households – Package 02**

Polder No	Total Surveyed HHs	Private Land	Squatter	Tenants (GOB land)			Wage laborers (GOB land)
				Commercial	Residential	Total	
39/2	1,540	1,489	51	27	06	33	28
40/2	1,910	200	1,710	398	17	415	103
41/1	924	20	904	66	04	70	11
43/2	646	47	599	117	10	127	22
47/2	181	16	165	07	00	07	01
48	1,492	05	1,487	200	27	227	234
<b>Total</b>	<b>6,693</b>	<b>1,777</b>	<b>4,916</b>	<b>815</b>	<b>64</b>	<b>879</b>	<b>399</b>

Source: RAP Consultants, Monthly Progress Report of DDCS&PMS Consultants, September 2017

In an earlier quarter, property valuation surveys were conducted and Mouza rates (Government-declared rate for land) were collected from concerned Sub-Registrar's office for ascertaining replacement cost of the land, structure and trees.

Focus Groups have been formed (227 is the final number instead of the 235 initially planned) and discussion started. The Bengali language information brochure has been distributed.

**Table 40: Focus Group Formation and Meetings-Package 02**

Polder	FGD Target	FGD Formed	FGD Meetings as of 30 Jun 2017	FGD Meetings as of 30 Sep 2017
39/2C	32	32	48	60
40/2	57	57	162	175
41/1	38	38	140	142
43/2C	31	31	108	110
47/2C	09	09	27	29
48	60	60	180	185
<b>Total</b>	<b>227</b>	<b>227</b>	<b>665</b>	<b>701</b>

Source: RAP Consultant's Monthly Progress Report, June and September 2017

A Tribal People's Development Plan (TPDP) for the Rakhine Community at polder 48 has been prepared and submitted to the World Bank in early 2017. Throughout the CEIP-1 polders, Tribal

Peoples are found only at Polder 48, Gora-Amkhola village of Lotachapli union under Kalapara Upazila in Patuakhali District. Rakhine people are affected due to loss of structure i.e. toilets, kitchen, stair, etc. and some trees on BWDB land. A total of 60 persons of the Rakhine community comprising 19 HHs will be affected by the project implementation activities with average HH size of 3.75 persons. The table below presents affected HHs and people in various categories of losses.

**Table 41: Project-Affected Rakhine People**

Category of Impact	Affected HHs	Project Affected Persons (Nos.)			PAPs in %
		Both Sexes	Male	Female	
Residential (with/without land)	11	44	23	21	73
Commercial (with/without land)	3	6	3	3	10
Only Tree (with/without land)	1	3	2	1	5
Others (HHs losing only secondary structure)	4	7	4	3	13
<b>Total</b>	<b>19</b>	<b>60</b>	<b>32</b>	<b>28</b>	<b>100</b>

Source: MIS & Field Level Latest Status until February 2017, RAP Team

It is interesting to note that although traditionally Rakhine tribal families are generally headed by the mother, these families are now male-headed.

**Table 42: Summary Progress of LAP and RAP Implementation – Package 02**

SN	Milestone Actions	Target date of completion	Target to achieve in %	Progress as of 30 Jun 2017	Progress as of 30 Sep 2017
1	RAP overall	31 Oct 2015, originally	100% in 6 polders	Concurred by WB RSA and being updated based on final LAPs.	Same.
2	LAP overall	30 Nov 2015, originally	100% in 6 polders	Notice u/s 3 issued for all but 43/2C	Same.
3	Census	Conducted Jun-Oct 2015	100% in 6 polders	Done	Done
4	IOL Survey		100% in 6 polders	100% of 2 <sup>nd</sup> up-date done based on updated LAPs	Same.
5	Video recording of assets in ROW		100% in 6 polders	85% updated; given progress on last 2 polders	100% updated.
6	Market survey		100% in 6 polders	Done again after updating IOL (100%)	Done
7	Mouza maps collected		100% in 6 polders	Done	Done
8	Land survey per designed alignment		100% in 6 polders	Done	Done
9	PAVC formed		6 polders	4 polders done - Patuakhali and Barguna Districts	5 polders done (39/2C not yet done)
10	GRC formed		6 polders	Nil	6 polders done (all 21 GRCs) 39/2C – 9 nos. 40/2 – 3 nos. 41/1 – 3 nos. 42/3C – 2 nos. 47/2 – 1 no. 48 – 3 nos.
11	GRCs functional		6 polders	Nil	Not yet oriented/trained; 1 <sup>st</sup> meeting not yet conducted

Source: RAP Team, DDCS&PMSC Monthly Progress Report, June and September 2017

**Table 43: Status of ID Preparation for EPs of Package 02**

Polders	Number of affected HHs losing structure on private and GOB land	Non-Titled EPs (nos.)	Photograph taken of the EPs (nos.)	ID Card Preparation	Opening Bank Account	Collection of National ID cards	Certificates from LG offices collected
0	1	2	3	4	5	6	7
39/2C	1540	51	50	50	50	50	50
40/2	1910	1710	1660	1660	1660	1660	1660
41/1	924	904	850	850	850	850	850
43/2c	646	599	580	580	580	580	580
47/2	181	165	151	151	151	151	151
48	1492	1487	1364	1356	1364	1364	1364
<b>Total</b>	<b>6693</b>	<b>4916</b>	<b>4655</b>	<b>4647</b>	<b>4655</b>	<b>4655</b>	<b>4655</b>
% Done, Current Jul-Sep 2017 Quarter			95%	95%	95%	95%	95%
% Done, Prior Apr-Jun 2017 Quarter			95%	95%	94%	94%	94%

Source: RAP Team, DDCS&PMSC

### **Labor Influx**

As of 30 September 2017, there are 177 laborers in Package 02 and the labor profile is as follows:

- Gender – 175 male, 2 female
- Skill Level – 21 skilled, 56 semi-skilled and 100 unskilled
- Origin – 102 from same or adjoining district, 50 from other districts, 25 from abroad
- Age – 74 are 18-25 years old, 90 are 25-50 years old, 13 are above 50 years old

A detailed labor influx report is available in the monthly progress reports of the DDCS&PMS Consultants.

### **3.2.2.3 RAP and LAP for Package 03**

The RAP/LAP team has collected records and information on previously acquired lands for all seven polders from the DC offices of Khulna, Satkira and Bagerhat. Almost 80% of mouza maps have been procured from the office of Director Land Records and the DC office Khulna – up from 50% in the prior quarter.

Given the finalization of the alignment by the Engineering Team, the RAP team has completed the household numbering and IOL survey in all seven polders.

### **3.2.3 Outputs of B3: Implementation of EMF and EMPs**

#### **3.2.3.1 Status of Submission and Review of Draft EIA Reports for Packages 1, 2 and 3**

Background and Status Prior Quarter	Current Quarter update
EIAs have been prepared for all Package 01 polders in May 2013 and these have been approved by the World Bank.	Done.
Environmental Clearance Certificates (ECC) have been issued by the Department of Environment of GoB on 08 October 2015 and must be renewed annually. The renewal request was made on 20 October 2016 via letter to the Director, DOE, Khulna Division and Bagerhat DOE District Office with copy to the Director General DOE headquarters in Dhaka. Renewed ECC has not yet been received. PMU has been continuing the persuasion to get the renewal of ECC. Jurisdictional issues have arisen with Districts	PMU is strategizing how to expedite the ECC renewal. A request may be prepared to the central Dhaka DOE office that they continue to issue ECC renewals for CEIP-1.

level DOE claiming that renewal should be done at the district level. The project works with 6 districts and this will complicate the process of renewal every year.	
Supplemental EIA report has been prepared for the additional bank protection works in the polders of Package 01 and submitted to the WB during the April-June 2017 quarter.	Comments from WB have been received. The DDSC & PMS Consultants have been working to address these comments.
Package 2 EIAs were first done in draft in 2015 and these have been further elaborated through iterative reviews of PMU, M&E Consultants, IPOE and World Bank. IPOE for Environment, Water Management gave concurrence on February 6, 2017. Submitted to WB and approved in March 2017. The PMU disclosed the final version of the EIA reports on March 6, 2017 in the BWDB website after receiving the approval from the World Bank.	Done.
For the 7 EIAs of Package W-3, WB comments on model EIA for polder 34/3 were received on 11 May 2017 and from others (IPOE, M&E team and PMU) in April. The revised version was submitted to PMU and forwarded to the World Bank again in June 2017.	CEGIS of DDSC&PMS Consultant has been considering all the comments to prepare remaining six EIAs of the Package 03. All the 7 EIAs of package W-3 are planned to be accomplished by March 2018.

**Table 44: Status of EIA Preparation**

Pkg No	Polder	Field investigation status	Draft to PMU	Comment from PMU/ M&E*	Draft to WB	Comment from WB	Actual Date Final Draft to WB	Target Date for Final Draft to WB	WB concurs	DoE Issues First Annual ECC
1	32,33, 35/1, 35/3	Done					May & June 2013		Yes	08 Oct 2015
2	39/2C, 40/2, 41/1, 43/2C, 47/2, 48	Done	13 Sep 15 to 03 Feb 16	02 Nov 15	03 Nov 15 to 29 Sep 16	17 Nov 15 to 12 Jun 16	05 Feb 17	Aug 2016	Yes Mar 2017	07 Mar 2017
3	14/1 15 16 17/1 17/2 23 34/3	Field investigation is still in progress* for 16, 17/1, 17/2	34/3 model EIA report submitted 30 March 2017	Comments provided April 2017	34/3 model EIA report submitted 30 March 2017	Comments provided 11 May 2017	Jun 2017 for 34/3	Mar 2018		

Source: PMU, DDSC&PMSC and M&E Consultant records

\* Field investigation is in progress based on Feasibility Level Design which will be finalized after obtaining the model study much of which was completed during the current quarter. After this, the design will be prepared and data will be collected for preparation of the EIA and EMP based on detailed design.

### 3.2.3.2 Status of Environmental Action Plan (EAP) and C-ESMP

Background and Status Prior Quarter	Current Quarter update
The Package 01 Contractor's EAP was given provisional approval by the DDSC&PMS Consultants and submitted to the World Bank on 24 October 2016, through PMU, for comment. The World Bank provided guidance – specifically that there should be one EAP per polder, that it should be site-specific and that it should more fully elaborate upon the EMP. The DDSC&PMS Consultants	The revised EAPs were submitted to PMU by the DDSC&PMS Consultants on 9 July 2017 and forwarded to the World Bank.

have assisted the Contractor in preparation of the revised EAP, with input of PMU and the M&E Consultants.	The Contractor routinely reports compliance with the EAP and the DDCS&PMS Consultants, PMU staff and M&E Consultants review EAP reporting and monitor compliance.
The DDCS&PMS Consultants prepared related documents for imparting training of the Package 01 Contractor's personnel, CEIP-1 field level Consultants and BWDB officials. The training started on 01 and 02 October 2016 and there was a second round of training in November 2016. This was followed by training by the environment staff of the Contractor providing orientation and training to about 50% of Contractor staff.	44 training events on environment were delivered by the Package 01 contractor during the quarter covering 333 persons.
The Package 02 Contractor submitted a draft Contractor Environmental and Social Management Plan (C-ESMP) in June 2017 and after some revisions it was provisionally approved by the DDCS&PMS Consultant in his capacity as Engineer.	Compliance being monitored.

### 3.2.3.3 Environmental Training

The training that has taken place since the initial training in October 2016 is as shown in the table below:

**Table 45: Environmental Training of Contractor Staff - Package W-01**

Month	Package	No. of Events	Number of trainees	Location
July 2017	Package W-01	16	165	Polder-32, 33, 35/1 & 35/3)
	Package W-02	0	0	
August 2017	Package W-01	13	78*	Polder-32, 33, 35/1 & 35/3)
	Package W-02	0	0	
September 2017	Package W-01	15	90*	Polder-32, 33, 35/1 & 35/3)
	Package W-02	0	0	

Source: DDCD&PMS Consultant email correspondance, 14 November 2017

### 3.2.3.4 Bi-Annual Environmental Monitoring Report

Background and Status Prior Quarter	Current Quarter update
Two such reports were prepared during FY 2016/17 through a collaboration of PMU, M&E Consultants and DDCS&PMS Consultants and submitted to the World Bank by the deadline of 31 July 2016 and 31 January 2017.	Bi-Annual Environmental Monitoring Report #3 for January-June 2017 was submitted on time. Comments were received from the WB on 05 October 2017 and these are being addressed.

### 3.2.3.5 Field-Level Environmental Compliance

Environmental compliance monitoring has been carried out during the reporting period from a variety of agencies such as KUET (hired by contractor of Package 1 to monitor Environmental Compliances and guide them on environmental compliance issues), DDCS&PMS Consultants, PMU and M&E Consultants. KUET, on behalf of the Contractor, has been submitting the EMP compliance implementation and monitoring reports twice in a month to DDCS&PMS Consultants. Those reports

have been reviewed and guidance provided by the DDCS&PMS Consultants, PMU and M&E Consultants to improve the implementation and monitoring of the EMP by the contractor.

The monitoring from different agencies found that Environmental compliance and awareness have improved substantially as evidenced by increased use of PPE, improved facilities, signage, erection of protective fencing, existence of documentation, and training etc.

### 3.2.3.6 Annual Environmental Audit

Background and Status Prior Quarter	Current Quarter update
Annual Environmental Audit #1 covering January –December 2016 was submitted by the deadline of 7 February 2017.	Audit #2 covering the period January-December 2017 not yet due.

### 3.2.3.7 Environmental Field Visits Conducted

During this reporting period, minimal field visits to monitor and guide the contractor's works has been performed due to rains and the minimal works being done in the field. A field visit was conducted by the multidisciplinary team members of 3rd Party M&E Consultants during 21-24 September 2017.

SI	Field visit by Environmental Personnel	Number of field visits during the reporting quarter	Objective of the field visit
1	3 <sup>rd</sup> Party M&E Consultants	1	Observation of environmental compliance at various work sites in Package 1 areas and camp sites in Package 2.

### 3.2.3.8 Status of Afforestation

Afforestation work has not yet commenced and the recruitment of NGOs will commence as soon as DCs provide nominations. Targets are reported in the table below, based on the Additional Tasks Assigned section of the Volume III: Afforestation Report of March 2013.

**Table 46: Afforestation Targets**

SL No.	Polder No.	Afforestation (ha)
1	32	35.4
2	33	41.7
3	35/1	25.8
4	35/3	20.94
	Package 01	123.84
5	39/2C	11.27
6	40/2	17.06
7	41/1	19.81
8	43/2C	13.43
9	47/2	9.73
10	48	16.89
	Package 02	88.19
11	14/1	17.37
12	15	6.02
13	16	24
14	17/1	29.53
15	17/2	8.45
16	23	19.04
17	34/3	12.48
	Package 03	116.89
	Total	328.92

Source: Afforestation Report, March 2013

### 3.3 Outputs of Component C: Construction Supervision, Project Monitoring and Evaluation and Coastal Zone Monitoring

#### 3.3.1 Outputs of C1: Detailed Design and Construction Supervision of Package 01

##### 3.3.1.1 Design Status of Package 01

All detailed designs have been completed for package 01 works in earlier quarters, based on modeling that determined the design parameters as well as geotechnical surveys and investigations. Revisions are being made as needed based on field conditions.

##### 3.3.1.2 Preparation of Bidding Documents for Package 01

Bid Documents were completed in 2015 and the Contractor has commenced services on 26 January 2016.

##### 3.3.1.3 Construction Supervision for Package 01

The completed and ongoing construction works are shown in section 3.1.1. The DDCC&PMSC is undertaking the required site supervision activities. Overall a construction site supervision system is operational and being improved. The Contractor submitted a revised quality assurance manual in Q3 a year ago (January to March 2016) which needs further improvement.

#### 3.3.2 Outputs of C1: Detailed Design and Construction Supervision of Package 02

##### 3.3.2.1 Design Status of Package 02

The status of design of the various elements of the works are summarized in the tables that follow. Percentage completion has been roughly estimated based on the stage of the design in the process of preparation and approval.

**Table 47: Status of Design for Package 02**

Sl No.	Polder	Embankment (Km)			Drainage Channel (Km)			Drainage Sluice (No.)			Flushing Sluice (No.)			River Bank Protection Works (Km)		
		Target	Achievement		Target	Achievement		Target	Achievement		Target	Achievement		Target	Achievement	
			Design Prepared	Design Approved		Design Prepared	Design Approved		Design Prepared	Design Approved		Design Prepared (*)	Design Approved		Design Prepared	Design Approved
1.	39/2C	59.25	59.25	59.25	54.23	54.23	54.23	13	13	13	21	21	20	3.50	3.50	3.50
2.	40/2	34.40	34.40	34.40	32.56	32.56	32.56	9	9	9	11	11	11	-	-	-
3.	41/1	33.81	33.81	33.81	30.16	30.16	30.16	10	10	10	16	16	16	0.875	0.875	0.87
4.	43/2C	25.70	25.70	25.70	28.25	28.25	28.25	8	8	8	15	15	15	0.500	0.500	0.50
5.	47/2	17.55	17.55	17.55	9.70	9.70	9.70	4	4	4	5	5	4	0.520	0.520	0.52
6.	48	38.00	38.00	38.00	33.10	33.10	33.10	6	6	6	3	3	3	-	-	-
<b>Total 30 Sep 17</b>		208.71	208.71	208.71	188.0	188.0	188.0	50	50	50	71	71	69	5.395	5.395	5.395
<b>Total 30 Jun 17</b>		208.71	208.71	208.71	188.0	188.0	188.0	50	50	50	71	71	45	5.395	5.395	5.395



SI No.	Polder	Embankment Slope Protection Works (km)			Flood Wall (Km)			Paved Road (Km)			Closure (No.)			Gates & Hoists					
		Target	Achievement		Target	Achievement		Target	Achievement		Target	Achievement		Drainage Sluice (No.)			Flushing Sluice (No.)		
			Design Prepared	Design Approved		Design Prepared (**)	Design Approved		Design Prepared	Design Approved		Target	Design Prepared (***)	Design Approved	Target	Design Prepared (***)	Design Approved		
1.	39/2C	4.000	4.000	4.000	1.95	-	-	11.04	11.04	11.04	8	8	-	1	1	1	1	1	1
2.	40/2	1.137	1.137	1.137	8.30	8.30	-	5.40	5.40	5.40	-	-	-	1	1	1	1	1	1
3.	41/1	-	-	-	7.15	-	-	21.35	21.35	21.35	-	-	-	1	1	1	1	1	1
4.	43/2C	0.261	0.261	0.261	-	-	-	5.50	5.50	5.50	-	-	-	1	1	1	1	1	1
5.	47/2	-	-	-	-	-	-	-	-	-	-	-	-	1	1	1	1	1	1
6.	48	3.989	3.989	3.989	-	-	-	7.00	7.00	7.00	-	-	-	1	1	1	1	1	1
<b>Total 30 Sep 17</b>		9.387	9.387	9.387	17.40	8.30	-	50.29	50.29	50.29	8	8	-	6	6	6	6	6	6
<b>Total 30 Jun 17</b>		9.387	9.387	9.387	17.40	8.30	-	50.29	50.29	50.29	8	8	-	6	6	6	6	6	6

Source: DCS&PMS Consultant

**Notes:**

- (\*) Typical design of Flushing Sluice with classified locations have been identified and preparation of detailed design are in progress
- (\*\*) The contractor shall design and prepare final drawings for each closure and submit to the Engineer for approval.
- (\*\*\*) Typical Gate Design prepared for these polders.

**3.3.2.2 Preparation of Bidding Documents for Package 02**

Bid documents for Package 02 were completed and issued on 04 December 2015 and bids were evaluated in 2016. Notice of award was issued on 15 December 2016 and contract was signed on 08 March 2017.

**3.3.2.3 Construction Supervision for Package 02**

Contractor mobilized in June 2017 and started surveying work and establishment of camps and stockyards. DDCS&PMS Consultants reviewed and approved site layouts and supervised emergency works in two polders.

**3.3.3 Outputs of C1: Detailed Design and Construction Supervision of Package 03**

**3.3.3.1 Design Status of Package 03**

Modeling for detailed design is now complete with frequency analysis of wave height for cyclonic waves, wind data analysis, computation of embankment crest level, etc. Survey work is fully completed. Design is estimated to be about 25% as of 30 September 2017, up from 20% as of 30 Jun 2017.

**Table 48: Status of Design for Package 03**

SI No.	Polder	Embankment (Km)			Drainage Channel (Km)			Drainage Sluice (No.)			Flushing Sluice (No.)			River Bank Protection Works (Km)		
		Target	Achievement		Target	Achievement		Target	Achievement		Target	Achievement		Target	Achievement	
			Design Prepared	Design Approved		Design Prepared	Design Approved		Design Prepared	Design Approved		Design Prepared	Design Approved		Design Prepared	Design Approved
1.	14/1	31.25	31.25	-	13.23	-	-	5	-	-	4	-	-	1.00	-	-
2.	15	30.50	30.50	-	15.44	-	-	4	-	-	4	-	-	0.10	-	-
3.	16	45.00	45.00	-	47.90	-	-	15	-	-	10	-	-	0.30	-	-
4.	17/1	38.50	38.50	-	35.80	-	-	10	9	-	Nil	-	-	-	-	-
5.	17/2	11.00	11.00	-	12.40	-	-	3	3	-	Nil	-	-	0.25	-	-
6.	23	37.00	37.00	-	31.50	-	-	12	12	-	12	-	-	Nil	-	-
7.	34/3	17.00	17.00	-	11.10	-	-	3	3	-	6	-	-	Nil	-	-
<b>Total 30 Sep 17</b>		210.25	210.25	-	167.37	-	-	52	27	-	36	-	-	1.65	-	-
<b>Total 30 Jun 17</b>		210.25	210.25	-	167.37	-	-	52	5	-	36	-	-	1.65	-	-

SI No.	Polder	Embankment Slope Protection Works (km)			Paved Road (Km)			Closure (No.)			Gates & Hoists					
		Target	Achievement		Target	Achievement		Target	Achievement		Drainage Sluice (No.)			Flushing Sluice (No.)		
			Design Prepared	Design Approved		Design Prepared (**)	Design Approved		Design Prepared (**)	Design Approved	Target	Design Prepared (***)	Design Approved	Target	Design Prepared (***)	Design Approved
1.	14/1	6.86	-	-	Nil	-	-				1	-	-	1	-	-
2.	15	4.44	-	-	Nil	-	-				1	-	-	1	-	-
3.	16	1.00	-	-	Nil	-	-				1	-	-	1	-	-
4.	17/1	-	-	-	Nil	-	-				1	-	-	Nil	-	-
5.	17/2	Nil	-	-	Nil	-	-				1	-	-	Nil	-	-
6.	23	3.00	-	-	Nil	-	-				1	-	-	1	-	-
7.	34/3	Nil	-	-	Nil	-	-				1	-	-	1	-	-
<b>Total 30 Sep 17</b>		15.30	-	-	Nil	-	-				7	-	-	5	-	-
<b>Total 30 Jun 17</b>		15.30	-	-	Nil	-	-				7	-	-	5	-	-

Source: DCS&PMS Consultant

### 3.3.3.2 Preparation of Bidding Documents for Package 03

Progress of this task as of 30 September 2017 remains about 20% complete for the last three quarters. This work involves:

- Preparation of Bidding Documents for Package-3 commenced by taking into account the lessons learned from Package-1 and Package-2;
- Updating of Technical Specification for the Bidding Documents of Package-3 is going on based on lessons learned from the bidding documents of Package-2.

### 3.3.3.3 Construction Supervision for Package 03

No activities as contract for Package 03 is expected to be deferred to a future project.

### 3.3.4 Outputs of C2: Third Party Monitoring and Evaluation of Project

Key accomplishments July-September 2017 include:

- Participated in the World Bank implementation support mission in July-August 2017.
- Prepared the 7<sup>th</sup> Quarterly Progress Report
- Guided the restructuring of the DDCS&PMS Consultant's Monthly Progress Report format
- Made field visits for monitoring of implementation, safeguards compliance and consultation with PAPs.
- Took the lead in drafting the joint PMU, DDCS&PMSC and M&E Consultant 3<sup>rd</sup> Bi-Annual Environmental Monitoring Report
- Participated and prepared briefing material for project progress review meetings.
- Assisted in review of Contractor Package 01 Work Program
- Advanced the development of the PMIS

#### **Achievement Compared to Plan**

The M&E Consultants' partial Work Plan for the period 01 November 2015 to 31 December 2018 (abbreviated to focus on near-term) is depicted in the figure below. The services are generally on schedule, though the consultative process surrounding the finalization of the Comprehensive M&E Framework and Strategy and survey instruments has meant a delay in the start of the baseline survey work and the lag between Package 01 and 02 necessitates a second baseline be undertaken.

**Table 49: M&E Achievement versus Plan**

Task Groups and Major Tasks	Status
Task Group 1 – Mobilize and Prepare Inception Report	Fully completed on schedule. Inception report submitted on 26 Dec 2015 (due 31 Dec). Final version incorporating comments from workshop was issued in February 2016.
Task Group 2 – Prepare Comprehensive M&E Framework and Strategy	All tasks completed per schedule, with draft submitted on 11 Feb 2016 (due 15 Feb). Final version incorporating comments from workshop was issued in June 2016.
Task Group 3 – Develop and Maintain a Comprehensive Web-Based PMIS	Under development. A partial beta version has been shared with key stakeholders.
Task Group 4 – Develop Baselines	Questionnaires, sampling methodology done. Sampling frames developed and primary data collection done. Data entry done and data cleaning and analysis under way. A second round baseline survey is planned for early 2018 to capture Package 02 baseline conditions and provide a benchmark of conditions in the other packages.
Task Group 5 – Monitor and Evaluate Project Implementation Progress and Establish Reporting System	See details below
<ul style="list-style-type: none"> <li>• Develop/Improve Standard Input/ Output Formats for Data Collection and Reports</li> </ul>	Completed
<ul style="list-style-type: none"> <li>• Track Key Indicators and Carry Out Process Monitoring</li> </ul>	Being implemented
<ul style="list-style-type: none"> <li>• Assist PMU in its Preparation of RBM-Compliant Quarterly and Annual Reports</li> </ul>	Being implemented
<ul style="list-style-type: none"> <li>• Provide Recommendations, Briefings and Support to PMU and PSC for Improved Implementation</li> </ul>	Being implemented
<ul style="list-style-type: none"> <li>• Conduct Field Studies, Video Documentation</li> </ul>	Being implemented
<ul style="list-style-type: none"> <li>• Supervise and Monitor EMF Implementation</li> </ul>	Being implemented
<ul style="list-style-type: none"> <li>• Supervise and Monitor S/RPF and RAP Implementation</li> </ul>	Being implemented

Task Groups and Major Tasks	Status
<ul style="list-style-type: none"> <li>Monitor Performance of WMOs</li> </ul>	WMOs not yet formed
<ul style="list-style-type: none"> <li>Promote Adoption of Improved Information Flows</li> </ul>	Being implemented
<ul style="list-style-type: none"> <li>Prepare Quarterly and Annual Reports</li> </ul>	QPR#1 through #8 prepared. First and Second Annual Reports prepared covering FY 2015/16 and FY 2016/17.
<ul style="list-style-type: none"> <li>Prepare Mid Term Progress Report</li> </ul>	Prepared in January 2017.
<ul style="list-style-type: none"> <li>Prepare Special Reports</li> </ul>	Various field visit reports prepared; briefing documents prepared for multiple World Bank missions; contributed to 1 <sup>st</sup> , 2 <sup>nd</sup> and 3 <sup>rd</sup> Bi-Annual Environmental Monitoring Report; Prepared 1 <sup>st</sup> Annual Environmental Audit Report.
Task Group 6 – Monitor and Evaluate Project Impacts and Performance	Prepared Performance Brief for Mid-Term Review of January 2017. Ongoing monitoring in the field Ongoing review of implementation
Task Group 7 – Strengthen Capacity of PMU and Implementing Agencies in M&E and PMIS	Orientation provided to key stakeholders to the PMIS via a workshop

Source: M&E Consultants



### 3.3.5 Outputs of C3: Long-Term Monitoring, Research and Analysis of Bangladesh Coastal Zone

Contract not yet signed – negotiations are still continuing since April 2016.

## 3.4 **Outputs of Component D: Project Management, Technical Assistance, Training and Strategic Studies**

### 3.4.1 Outputs of D1: Project Management Support and Audits

#### 3.4.1.1 Project Institutional and Implementation Arrangements

**Table 50: Status of PMU Institutional Setup**

Sl.	Action Item	Status 30 Jun 2017	Status 30 Sep 2017
1	Project Steering Committee will meet periodically to provide a forum for overall guidance, policy advice and coordination of project activities and addressing inter-agency issues.	PSC meetings took place on 14 December 2016 and 19 March 2015.	PSC meeting took place on 16 August 2017
2	Design and Construction Supervision Consultants (DDCS&PMSC), including sub-consultants for EIA development and EMP implementation and RAP development and implementation providing services.	Contracted in December 2014 and commenced work in January 2015.	Ongoing.
3	M&E Consultants to provide support in monitoring project impacts and supervise the implementation of the EMP/RAP	Contracted in October 2015 and commenced work in November 2015.	Ongoing.
4	NGO for Social Afforestation and Social Action Plan implementation, including formation of pilot WMOs.	Not yet recruited; New call for EOIs next quarter since TOR has been amended to include IPM.	NGO nomination lists provided by DCs for 2 of 5 packages so far.
5	Procurement Panel to assist in the procurement process for large value contracts. The panel consists of two international consultants and one national consultant.	The three-member panel is in place and contracts have been extended for two and in process for the third.	Ongoing.
6	Independent Panel of Experts (IPoE) will be appointed to act as an independent “peer reviewer” and undertake various quality control functions of various technical outputs. The Panel will consist of five renowned experts: coastal, estuarine and river morphologist; sediment/tidal management expert; design expert in embankment and hydraulic structures; social expert; and environment, water management and polder expert.	Chairman of IPoE (Environment, Water Management and Polder Expert) has been appointed and in place since 23 March 2015. Other panel members not yet appointed. Revision of TORs for the restructured positions submitted to World Bank and no objection received. CVs are being solicited.	Social IPoE Expert appointed on 20 July 2017. CVs for three remaining IPOE positions being re-solicited as only 1-2 CVs received for each position by the 14 September due date. PEC recommended continuing the search and WB concurred.

Sl.	Action Item	Status 30 Jun 2017	Status 30 Sep 2017
7	A Deputy Project Director position is envisioned in the project design and may be a useful addition to the PMU as activities start to intensify.	Discussed in October 2016 among PMU and World Bank and decision made to recruit the Deputy PD. BWDB is short of appropriate candidates.	No change.

### 3.4.1.2 Financial Management

**Table 51: Status of Financial Management Arrangements**

Sl.	Action Item	Status 30 Jun 2017	Status 30 Sep 2017
1	Special Accounts – Two separate designated accounts to be opened, one for the IDA Credit and one for the PPCR Grant	Complied. Two accounts (one for IDA, one for PPCR) opened on 16 February 2014 at Janata Bank, Kamal Ataturk Avenue, Banani.	No action needed.
2	All payments to be made directly by PD from PMU; no payments to be handled through the division/regional offices.	Complied.	No action needed.
3	100% beneficiary bank accounts will be opened for resettlement payments and no cash payments or cash checks will be issued. Resettlement payments will be shown as an individual category of expenditure in the financial statement.	Opening of bank accounts for Package 01 EPs has been completed. Payments have commenced and are being issued via checks that must be deposited.	Opening of bank accounts underway for Package 02 EPs.
4	Interim Un-audited Financial Report (IUFR), in a format acceptable to the Bank, to be submitted on a quarterly basis to the World Bank for review within 45 days from the end of each quarter	The IUFR for 4 <sup>th</sup> Quarter ending June 2016 (due 15 August 2016) was submitted on 1 March 2017 and other IUFRs were late due to the heavy workload in the financial area occasioned by the resignation of the FM Specialist Feb 2016. A new FM Specialist signed a contract with the PMU on 24 Apr 2017. Now, all IUFRs have been submitted and found acceptable by the World Bank.	IUFR for quarter ending 30 June 2017 submitted by the 15 August 2017 deadline and approved.
5	Annual audit of the financial statement by the Foreign Aided Project Audit Directorate (FAPAD) of the Auditor & Comptroller General's Office (C&AG). Audited project financial statements are to be submitted to the Bank within six months from the close of each fiscal year until the close of the credit.	FY 2014/15 financial statement audit completed and submitted to the World Bank in December 2015. FAPAD had raised two objections which have been fully resolved and per WB suggestion PMU has prepared a response to FAPAD. FAPAD has issued a letter in October 2016 removing these findings.	FY 2016/17 financial statement audit is underway.



Sl.	Action Item	Status 30 Jun 2017	Status 30 Sep 2017
6	Performance audit – an independent performance audit, including review of the financial management system and verification of procurements will be carried out by a Chartered Accountant two years before the credit closing date. The process of selection and TOR for such audit(s) will be agreed with the Bank.	Not yet due.	Not yet due.
7	Internal audit – will be carried out by the Internal Audit Wing of BWDB and the report shall be submitted to the Bank within 15 days of receipt of such report by the project.	The internal audit has taken place 29 November to 3 December and the final internal audit report for 2013-2016 was shared with the World Bank on 28 February 2017.	FY 2016/17 audit not yet planned
8	Project Audit Committee shall be established within the PMU to follow up implementation of valid audit recommendations. This committee shall be chaired by an individual independent of the project operation and consist of no less than three people including the Chairman and the PD. The committee will meet within every 120 days and minute the decisions and discussion held. These minutes will be shared with the Bank within 15 days from the date of the meeting.	Not yet established	Not yet established
9	The Project will follow the Public Works Department (PWD) Accounts Code/Manual with updating (BWDB system). Should it become necessary, PMU will prepare a separate FM Manual for the project, which will be aligned with BWDB's financial management, compatible with the agreed funds flow arrangements and reviewed by the Bank.	PWD Accounts Code / Manual with updating BWDB system in conformity with the PPA-06 & PPR-08 are being followed.	No action needed.

### 3.4.1.3 Governance Accountability and Action Plan

The Governance Accountability and Action Plan (GAAP) is being complied with most of the action items completed. The GAAP is presented in Annex 6.

### 3.4.2 Outputs of D2: Technical Assistance and Training

There has been no activity during the quarters.

### **3.4.3 Outputs of D3: Strategic Studies and Future Project Preparation**

Not yet commenced, though planned for the current FY (July 2017 to June 2018) according to the new Procurement Plan.

## **3.5 Outputs of Component E: Contingent Emergency Response**

Component E has not been triggered.

#### 4. KEY PERFORMANCE INDICATORS

The key performance indicators (KPI) as defined by the PAD/DPP are listed below along with their cumulative values. There was no change in the KPI during the quarter. A more detailed table showing targets and achievements is found in Annex 7.

**Table 52: Summary Status of Key Performance Indicators per PAD/DPP**

S. No.	PDO Indicators per PAD/DPP	Indicator Type	Total Project Target	Cumulative Value as of 30 Jun 2016	Cumulative Value as of 30 Sep 2017
1	Gross area protected	outcome	100,800 ha	0	0
2	Direct beneficiaries from increased resilience to climate change (number) and % women (PPCR core indic. A1.3)	outcome - core	760,000 (50% women)	0	0
3	Cropping intensity	outcome	180	TBD baseline	TBD baseline
4	Contingent Emergency Appropriation	input	No target	Not triggered	Not triggered
S. No.	Intermediate Results Indicators per PAD/DPP	Indicator Type	Total Project Target	Cumulative Value as of 30 Jun 2016	Cumulative Value as of 30 Sep 2017
5	Length of upgraded embankment	output	623 km	27.9 kms done; 59.4 additional kms commenced	27.9 kms done; 59.4 additional kms commenced
6	Drainage structures replaced and upgraded	output	129 no	3, excluding gates/CC block (+8 started)	11, excluding gates/CC block (+8 started)
7	Regulators upgraded	output	134 no	0 (+2 started)	0 (+2 started)
8	Flushing inlets upgraded	output	244 no	1, excluding gates/CC block (+1 started)	1, excluding gates/CC block (+1 started)
9	Length of drainage channels upgraded	output	794 km	11 (ratio length)	11 (ratio length)
10	Area Afforested (PPCR core indic. B3)	output - core	300 ha	0	0
11	Water Management Organizations functioning (meeting regularly, operations, no. of disputes)	outcome	4 no	0	0
12	Water Management Organization (WMO) formed	output	4 no	0	0
13	Improved coastal monitoring - studies undertaken (as related to PPCR core indicator on the use of climate information in decision-making)	output	2 no	0	0
14	BWDB days of training provided (total person-days) (women person-days)	output - core	160 days	33 (341 p-days) (66 w-days)	33 (341 p-days) (66 w-days)
15	Grievance Redress Committees (GRC) established	output	17 no of polders	4 polders (15 GRC, functioning)	10 polders (15 GRC fn'g Pkg 01; 21 GRC formed Pkg 02)

## 5. PLANS FOR THE NEXT TWO QUARTERS AND BEYOND

### 5.1 Planned Outputs for Component A: Rehabilitation and Improvement of Polders

#### 5.1.1 Planned Outputs of A1: Rehabilitation and Improvement of Polders

##### 5.1.1.1 Works Package 01

While the Contractor's Work Program is under revision, the plans for the upcoming dry season were presented at a meeting at the MoWR and these are shown below.

Sl	Activity	Contract Quantity	Done through June 2017		Program for July 2017 – June 2018	
			Full	Part	Full	Part
1	Embankment	200.85 kms	27.86	54.30	102.00	54.30
2	Drainage Channel excavation	167.21 kms	10.95	0	156.26	0
3	Drainage Sluice construction	39 nos.	0	11	21	11
4	Drainage Sluice repair	2 nos.	0	0	2	0
5	Flushing Sluice construction	37 nos.	0	2	16	2
6	Flushing Sluice repair	30 nos.	0	2	25	2
7	Slope protection	21.98 kms	0.20	0	15.00	0
8	River Bank protection	7.70 kms	0	0.40	4.00	0.40
9	Closure	1 no.	0	0	0	1

##### 5.1.1.2 Works Package 02

Sl	Activity	Contract Quantity	Done through June 2017		Program for July 2017 – June 2018	
			Full	Part	Full	Part
1	Embankment	209 kms	Nil as mobilizing	Nil as mobilizing	0	58
2	Drainage Channel excavation	188 kms			20	0
3	Drainage Sluice construction	50 nos.			0	20
4	Drainage Sluice repair	6 nos.			0	0
5	Flushing Sluice construction	73 nos.			0	18
6	Flushing Sluice repair	8 nos.			0	0
7	Slope protection	9.5 kms			2	0
8	River Bank protection	5.40 kms			0	5.40
9	Closure	1 no.			0	0
10	Road Pavement over embank't and road crossing embankment	51 kms			0	0
11	RCC Flood Wall construction	17 kms			0	0

##### 5.1.1.3 Works Package 03

It is proposed that this package be deferred to Phase 2.

Ref	Activity	Target Date per World Bank MTR Mission	Status
1	Package W-03 Bidding Document prepared	15 June 2017	Preparations are to continue. Projected to be ready in early 2018.
2	Detailed Design of Package W-03	30 June 2017	The Detailed Design activities are to continue as agreed during the MTR mission. May be completed in early 2018 as the DDCS&PMS Consultants have only one design engineer in place at this time.

### 5.1.2 Planned Output of A2: Afforestation

No physical progress is expected in the next two quarters as call for new EOIs not yet issued for concerned NGOs. The current plan is to break the consultancy into 5-6 smaller packages and recruit the NGOs using Consultant Qualification Selection (CQS) method of procurement wherein the best NGO (based on EOI) is invited to submit a proposal for a given package. The selection of the NGOs is expected to be accomplished in early 2018.

## 5.2 Planned Outputs of Component B: Implementation of Social and Environmental Management Frameworks and Plans

### 5.2.1 Planned Outputs of B1: Implementation of Social Action Plans

Recruitment of NGO for Afforestation and SAP is expected to be completed in this fiscal year.

### 5.2.2 Planned Outputs of B2: Implementation of Social Management and Resettlement Policy Framework (SMRPF) and Resettlement Action Plans (RAPs)

The plans for Packages 01 and 02 are presented in Gantt Chart format in Figures 6 and 7.

The plans for RAP and LAP of Package 01 covering the next two quarters include:

- Obtaining MOL and Prime Minister's Office clearance for Polder 35/1 LAP
- Completing the payment of compensation for all non-titled EPs by January 2018
- Starting the payment of compensation for land of the titled EPs by January 2018

Key milestones for the RAP and LAP of Packages 02 and 03 covering the next two quarters is presented in the table that follows.

Ref	Activity	Target Date per World Bank MTR mission	Status	Revised Target Completion Date
28	Program for development of database of land ownership and land taking under existing embankments with time table (representative sample from each package)	30 April 2017	In process	ASAP
29	Program for development of strategy and action plan for settlement of pending land legacy issues with time table	30 June 2017	In process	ASAP
Nil	Formation and training / orientation of GRC for Package W-02	30 June 2017	GRCs for last polder of Package W-02, 39/2C, to be formed. All GRCs to be trained.	31 Dec 2017
Nil	Formation and training / orientation of PRAC for Package W-02	31 August 2017	Not yet formed	31 Jan 2017
Nil	All steps for preparation of ID cards of EPs for Package W-02	31 August 2017	94% complete as of 30 September 2017	31 Dec 2017
Nil	Determination of unit rate for structure and trees for Package W-02	30 June 2017	PAVC committee members appointed, but not yet convened.	31 Dec 2017

Ref	Activity	Target Date per World Bank MTR mission	Status	Revised Target Completion Date
Nil	Determination of individual entitlement for EPs of Package W-02	31 August 2017	Individual entitlement will be determined after PAVC rate is available.	31 January 2018 for first tranche
Nil	Commence payment of EPs for Package W-02	30 Sept 2017	Not yet started	28 February 2018
Nil	Collection of information from BWDB local offices on previously acquired land for Package W-03	nr	Completed, except for Polder 14/1 and 15.	31 December 2017
Nil	Collection of Khatians From Union level Tahsil Offices for Package W-03	nr	Not yet started	31 March 2018
Nil	Preparation of plot schedule for Package W-03	nr	Started, depends on alignment handing over by Engineering team	31 March 2018
Nil	Preparation of LAPs for each polder of Package 02	nr	Only 43/2C remains to be completed	31 December 2017











### 5.2.3 Planned Outputs of B3: Implementation of EMF and EMPs

The key actions for the next two quarters are presented in the table below.

SI	Activity	Target Date	Status	Revised Target Completion Date
1	Finalize EIAs for the remaining 7 polders for Package W-03 to be approved	30 Sept 2017	Submitted to the World Bank in June 2017 and comments received from World Bank.	28 Feb 2018
2	Consultation and disclosure for Package 07 EIAs at local and regional level via consultative workshops	31 October 2017		31 March 2018
3	C-ESMPs for Package W-02 polders to be updated after identification of camp sites, offices and CC block manufacturing yards	31 October 2017	C-ESMP stands provisionally approved, with specific plans to be elaborated once sites are identified.	31 Dec 2018
4	Prepare Bi-Annual Environmental Monitoring Report	31 January 2018		Same
5	Undertake Annual Environmental Audit	7 February 2018	M&E Team will conduct this audit.	Same
6	Obtain renewal of ECC for Package 01	ASAP	Application pending since late 2016.	Same
7	Finalize supplemental EIAs for additional bank protection works for Package 01 polders	ASAP	Submitted to World Bank and comments received from World Bank.	Same
8	Conduct of field visits for improvement of EMP compliance	Continuous	It has been continuing by DDSC & PMS Consultants, PMU and 3 <sup>rd</sup> Party M&E Consultants	Continuous
9	DDCS&PMS Consultant to deliver environmental training for Package 02 staff, with cascade training to follow by Contractor	None stated		31 January 2018
10	PMU, M&E and DDSC&PMS Consultant to assess effectiveness of cascade training strategy for Package 01	None stated		31 January 2018

## **5.3 Planned Outputs of Component C: Construction Supervision, Project Monitoring and Evaluation and Coastal Zone Monitoring**

### **5.3.1 Planned Outputs of C1: Detailed Design and Construction Supervision**

#### **5.3.1.1 Design Work**

The only major design work remaining (other than adjustments for the two ongoing packages) is the design for the polders of Package 3. Within a couple of months of completion of the field work under Package 3 (expected to be completed late 2017), all factual data reports under Package 3 are expected to be ready. The Package 03 detailed design work will be completed, from its current 25% level.

#### **5.3.1.2 Preparation of Bidding Documents**

It is clear that the bidding documents cannot be ready by 30 June 2017 despite the note in the Aide Memoire from the MTR of January 2017. However, since this package is likely to be deferred to Phase 2 of CEIP, it is not on the critical path.

#### **5.3.1.3 Construction Supervision**

Construction activity will pick up after the monsoon season and the DDCS&PMS Consultants have committed to continue prodding the Contractors for both packages to expedite the work.

### **5.3.2 Planned Outputs of C2: Third Party M&E Consultants**

Key activities planned for next two quarters are:

1. Continue development of the beta version of the web-based PMIS and conduct of an orientation workshop for users.
2. Draft and Final Baseline Survey Report
3. Prepare for and implement 2<sup>nd</sup> round Baseline Survey with respect to Package 02 polders
4. Baseline Survey Results Workshop
5. Review EIA, RAP, EAP/C-ESMP documents (ongoing, as they are provided)
6. Assist in preparation of Bi-Annual Environmental Monitoring Report (January 2018)
7. Undertake Environmental Audit (January-February 2018)

### **5.3.3 Planned Outputs of C3: Long-Term Monitoring, Research and Analysis of Bangladesh Coastal Zone**

The key action is to sign the contract as soon as possible so that this foundational work can proceed.

## 5.4 Planned Outputs of Component D: Project Management, Technical Assistance, Training and Strategic Studies

### 5.4.1 Planned Outputs of D1: Project Management Support and Audits

#### 5.4.1.1 Project Institutional and Implementation Arrangements

During the next two quarters, the following major activities are planned:

Ref	Activity	Target Date per MTR mission	Status	Revised Target Completion Date
41	Communication Officer contract signed	March 31, 2017	World Bank has given NOL for draft contract with new candidate on 19 October 2017. <u>As background:</u> The PMU submitted the Financial Negotiation Report and Draft Contract on Consulting Services for Senior Communication Officer on February 11, 2017. The Bank has provided the NOL on March 7, 2017. The contract with Mr. A K M Rahamat Ali Hawlader was signed on March 29, 2017. However, the expert requested to cancel the contract due to his reported unavoidable personal reason on April 25, 2017.	30 Nov 2017
54	IPoE for Hydrodynamic and Coastal Modelling Expert: Contract signed	July 31, 2017	Only one CV received on the due date of 14 September 2017. PEC decided to invite fresh REoI and WB concurred.	31 Mar 2018
55	IPoE for Coastal, Estuarine and River Morphology & Sediment /Tidal River Management Expert: contract signed	August 15, 2017	Only one CV received on the due date of 14 September 2017. PEC decided to invite fresh REoI and WB concurred.	31 Mar 2018
56	IPoE for Design Expert in Embankment and Hydraulic Structures: Contract Signed	August 31, 2017	Only two CVs received on the due date of 14 September 2017. PEC decided to invite fresh REoI and WB concurred.	31 Mar 2018

#### 5.4.1.2 Financial Management and Fiduciary Aspects

During the next two quarters, the following major activities are planned:

Sl.	Activity	Status
1	IUFR for future quarters	On track
2	Finalization of Internal Audit plan for FY 2016-2017	To be done by February 2018

### 5.4.2 Planned Outputs of D2: Technical Assistance and Training

Training and technical assistance in FIDIC and contract management may be provided for PMU.

A training/exposure visit for senior staff of BWDB to Netherlands is planned for November/December.

#### **5.4.3 Planned Outputs of D3: Strategic Studies and Future Project Preparation**

Not planned within the next six months, but procurement for these services to commence during FY 2017/2018.

### **5.5 Planned Outputs of Component E: Contingent Emergency Response**

Component E has not been triggered.



## 6. CONTRACTUAL, LEGAL AND ADMINISTRATIVE MATTERS

### 6.1 Works Contract W-01

#### 6.1.1 Performance Bonds and Insurance

The Contractor has submitted the required 10% Performance Bond. Evidence of insurance has been provided by the Contractor according to the supervision consultants.

#### 6.1.2 Invoices and Payments

IPC No. 8 was submitted during the quarter and is the only pending IPC.

#### 6.1.3 Contract Modifications

No Contract Modifications have been issued at this time for the Contract of Package W-01.

### 6.2 Works Contract W-02

#### 6.2.1 Performance Bonds and Insurance

The Contractor has submitted the required 10% Performance Bond. Evidence of insurance has been provided by the Contractor.

#### 6.2.2 Invoices and Payments

The Contractor submitted their invoice for the first half of the mobilization advance and the 5% payment has been issued.

#### 6.2.3 Contract Modifications

No Contract Modifications have been issued at this time for the Contract of Package W-02.

### 6.3 Works Contract W-03

Not yet commenced and proposed to be dropped from CEIP-1.

### 6.4 DDCS&PMS Consultants Contract

#### 6.4.1 Invoices and Payments

No invoices have been submitted during the quarter. All prior invoices have been paid with the exception of Local Currency Invoices 8 and 15 (dated 19 June 2016 and 29 June 2017 respectively), which have been paid in part.

#### 6.4.2 Contract Modifications

A budget-neutral reallocation proposal has been submitted to the Client in early 2017, but it continues to be under discussion and has not been finalized.

### 6.5 Third Party M&E Consultants Contract

#### 6.5.1 Invoices and Payments

Invoices #10 and #11 have been submitted during the quarter. All prior invoices have been paid.

### **6.5.2 Contract Modifications**

There are no contract modifications, but there is a need for additional resources as discussed at inception phase and agreed in principle during the MTR.

## 7. ISSUES AND RECOMMENDATIONS

### New Issues

While the progress of works is the most critical issue since the Package 01 works will clearly not be completed on time, this has been raised in a prior quarter. Two new issues have emerged during the quarter. The first of these issues should be considered a red flag issue given it is urgent and presents a high risk to the project.

#### **Issue QPR8-1: Package 01 Work Program is not credible without the underpinning detail**

The DDCS&PMS Consultants have shared a draft revised work program for Package 01 with PMU that was prepared by the Contractor. Without micro-level modular planning which tallies the personnel, equipment, material and time resources (based on plausible assumptions), the aggregate highest level targets are not grounded in a logical, monitorable program.

**Recommendation:** DDCS&PMS Consultant to assist the Package 01 contractor to build up their work plan from detailed plans and then encourage the Contractor to use these plans to monitor progress and address delays on a weekly basis.

#### **Issue QPR8-2: Package 02 EPs Awareness of RAP Provisions is Inadequate**

Discussions with small groups of EPs during field visits revealed that EPs of Package 02 polders generally do not know how to register grievances, they do not know basic information about how much time they will have to relocate after compensation and they worry about where they will move. The root cause here may be the lack of RAP Consultant personnel dedicated to Package 02.

**Recommendation:** The DDCS&PMS Consultant should appoint sufficient numbers of RAP team staff to Package 02 polders and ensure full coverage and disclosure of all important information. The tools (such as Bengali language pamphlets) have already been developed for Package 01, so this is simply a matter of staff allocation. Number of FGD meetings to be increased and held regularly during these months as release of compensation payments nears. Also, PRACs should be formed and made functional without delay.

### Red Flag Issues Unresolved from Prior Quarters

All of the “red flag” issues – new and old – are both urgent and important and they must be pursued in parallel.

The most urgent of these from prior quarters is the issue of key staff replacement and effective coverage of the DDCS&PMS Consultant’s contractual responsibilities. There is a gap in this respect.

The River Bank Protection Works are also important as the project’s objectives would be defeated in those polders where such works are required. Funding must be allocated and the engineering design should be subjected to value engineering analysis.

The resettlement and land acquisition processes are also particularly worrisome, given the length of time it is taking on Package 01 so far. While the first RAP was prepared in 2015, it took almost one year to make the first payment to non-titled EPs and the land acquisition process has not yet begun due to delays in land valuation. Currently, it is projected that payments to the last of the non-titled EPs in Package 01 will likely be completed around December 2017 and then the EPs are given 30

days to move. Compensation to titled EPs for their land has yet to commence although funds have been made available to the DCs by the Project. Possession of land has been transferred to BWDB for 3 of 4 Package 01 polders so nearly fully unencumbered land will be at the disposal of the Contractor around the end of January 2018.

The issues bulleted below represent the full list of most critical among the issues remaining unresolved. The numbering scheme relates to the quarterly report in which the issue was first raised, followed by the serial number of the issue in that report.

- **R** Issue QPR7-1: Absence of Supervision Consultant's Top Three Key Staff - Team Leader and Resident Engineers for Package 01 and 02. While the Team Leader issue has been solved temporarily with an interim appointment until January 2018, the two REs for Packages 01 and 02 are still not in place while the construction season is now getting started.
- **R** Issue QPR6-1: River Bank Protection Works Need Urgent Attention and Additional Resources. Some of these works are already foreseen and budgeted in Works Package 01, but additional BPW with estimated cost of about \$80m are reported to be needed in the four polders as well. An economic analysis should be undertaken to examine best options, source of funds to be arranged and procurement to proceed on an urgent basis.
- **R** Issue QPR6-2: Engineer Needs to Deploy Additional Site Staff now that the Package 02 Contractor is mobilizing. - The DDCS&PMS Consultants have submitted a request for budget re-allocation for this purpose to the PMU and the way forward must be agreed quickly so there is adequate supervision in place.
- **R** Issue QPR5-1: Specifications Need Heightened Attention - In Particular Specifications 9.1 to 9.5 Dewatering of Subsurface and Surface Water. Some improvement is now noted and Engineer must monitor closely.
- **R** Issue QPR4-1: Land Acquisition Cost Has Increased Dramatically. World Bank and GoB to consider and formally agree on the budget re-appropriation and financing to meet the increased land acquisition costs. World Bank has stated during the January 2017 MTR that it could consider increasing the financing for LA Costs when disbursements increase substantially.
- **R** Issue QPR4-4: Livelihood Restoration Program Needs Attention. No training needs assessment has been done and no training delivered to date.
- **R** Issue QPR3-2: Equipment Mobilized on Contract W-01 is Inadequate. The equipment numbers have now reached or surpassed the Engineer's recommendation, but given the need for the Contractor to catch up (only at about 24% of works are completed while 20 of 36 months has elapsed) still more equipment may be needed. The current 2017/2018 construction season works pace will be watched carefully.
- **R** Issue QPR2-2: DPP (GoB Authorizing Document) and Loan Agreement Amount Requires Amendment to Accommodate Cost Increases in estimated cost of works, land acquisition and consulting services (and change in the USD/SDR Exchange Rate). This process takes as long as one year or more. In September 2017, the BWDB submitted a draft proposal for DPP revision to the World Bank through ERD focused on the additional riverbank protection

works and the funding for land acquisition. Any DPP revision will have to include all cost adjustments needed.

- **R** Issue QPR2-10: Capacity Building and Independent Advice Needed for PMU/BWDB in FIDIC and Contract/Claims Management. While these competencies are not expected of the PMU since the Engineer has been hired for this purpose, such training and advice would benefit the Project and the BWDB. The World Bank has provided a useful one-day orientation, but much more is needed.
- **R** Issue QPR1-4: LAP and RAP and the compensation payments must be expedited so that work sites can be handed over to the Contractor. As of 30 September 2017, compensation to non-titled EPs stands at 55% of expected EPs for Package 01 and 71% of this number have vacated their premises, but these are scattered along the embankment. No titled land-holders have yet been compensated. The result is that the Contractor for Package W-01 may become constrained as increasingly small, scattered, non-contiguous stretches of embankment are encumbrance free.
- **R** Issue QPR1-5: Recruitment of NGOs and Consultants: According to the policy of the GoB, work on WMO formation should begin prior to commencement of civil works so that users are consulted during implementation of the project and to ensure ownership and commitment to effective O&M. Procurement Evaluation Committee (PEC) has decided to solicit fresh EOIs in its meeting of 28 March 2017 due to the addition of an IPM component at the suggestion of the WB and the length of time since the original call for EOIs (November 2014). Currently, lists of NGOs have been provided by DCs for 2 of the 5 packages. Strong efforts must be made to expedite this procurement.

#### Status of All Issues Raised in Prior Quarters

The issues from the prior Quarterly Progress Reports – whether red flag issues or otherwise – are summarized below along with the status of recommendations.

Issues	Recommendation in brief	Status	Follow-up Actions
<b>from QPR7</b>			
<b>Issue QPR7-1:</b> <b>Upcoming Absence of Supervision Consultant's Top Three Key Staff - Team Leader and Resident Engineers for Package 1 &amp; 2</b> <b>Flagged RED</b>	An interim Team Leader is currently in place, but only until January 2018. RE for Package 01 and RE for Package 02 are vacant positions. Qualified replacements must be identified and approved without delay as the construction season is on.	<b>NOT YET RESOLVED</b>  DDCS&PMS Consultants proposed replacements for these three positions, but only 1 (RE for Package 01) was found acceptable. That candidate could not join due to health reasons.	New replacement candidates must be proposed. (This was done on 08 November 2017.)
<b>Issue QPR7-2: RAP Irregularities Have Been Alleged so Systems Must be</b>	The DDCS&PMS Consultant may look into the matter diligently and also make sure that systems and procedures of the RAP Implementation Consultants and DDCS&PMSC are strengthened for proper	<b>NO INFORMATION AS TO WHETHER RESOLVED.</b>	May be investigated by DDCS&PMSC and system

Issues	Recommendation in brief	Status	Follow-up Actions
<b>Strengthened</b>	targeting, better oversight and greater transparency. For example: <ul style="list-style-type: none"> <li>• EPs should receive advance notice of their compensation to be paid with detailed breakdown of the basis of calculating payment (square footage, type of structure, material of the structure, etc.);</li> <li>• The PAVC rates should be public knowledge and widely disseminated</li> <li>• EPs should be clearly informed that they are not obligated to make any payment to FGD president or anyone else in order to receive their entitlement</li> </ul>		improvements enacted. Steps taken may be communicated.
<b>from QPR6</b>			
<b>Issue QPR6-1:</b> <b>River Bank Protection Works Need Urgent Attention and Additional Resources</b> <b>Flagged RED</b>	Some of these works are already foreseen and budgeted in Works Package 01, but additional BPW with estimated cost of about \$80m are reported to be needed in the four polders as well. This has been subdivided into two roughly equal groups – those that are essential and those that would be useful. An economic analysis should be undertaken to examine best options/designs and value engineering done, source of funds to be arranged and procurement to proceed on an urgent basis.	<b>NOT YET RESOLVED</b>  DDCS&PMS Consultants prepared a proposal with budget and supplemental EIA in the Apr-Jun 2017 quarter.	Options to be evaluated on economic basis, fund source identified, and procurement to proceed once approvals obtained.
<b>Issue QPR6-2:</b> <b>Engineer Needs to Deploy Additional Site Staff</b> <b>Flagged RED</b>	With the signing of the works contract for Package W-02, the Engineer will need to deploy additional site staff in parallel with their mobilization. The DDCS&PMS Consultants have submitted a request for budget re-allocation for this purpose to the PMU.	<b>NOT YET RESOLVED</b>	The DDCS&PMSC and PMU need to agree on the contractual aspects so that additional site staff can be deployed on time.
<b>from QPR5</b>			
<b>Issue QPR5-1:</b> <b>Specifications Need Heightened Attention - In Particular Specifications 9.1 to 9.5 Dewatering of Subsurface and Surface Water</b> <b>Flagged RED</b>	A dewatering plan needs to be developed based on know-how of the local conditions. Properly executed pumping tests and relevant geo-technical survey would provide such know-how which is needed in a timely fashion. The DDCS&PMSC may need to provide added attention and assistance to the Contractor to ensure compliance with specifications and timely completion of the foundation and other works before the monsoon.	<b>PARTIALLY RESOLVED</b>  While the first sand piling activities produced flooding of the excavated foundation of DS 1, the DDCS&PMSC has worked closely with the Contractor of Package 01 to put in place a dewatering plan and also to undertake the needed surveys at all future DS sites.	To be monitored.

Issues	Recommendation in brief	Status	Follow-up Actions
<b>Issue QPR5-2: Better Planning to be Achieved in Work Program for Package 02</b>	The DDSCS&PMSC is to provide the Contractor with advice on time and equipment requirements of the aggregated work items. This information should form the basis for developing work break down structure and modular schedules for each of the BoQ items which could be aggregated as per the experiences under Works Package 01. Subsequently the Contractor is to subdivide works per polder into sections and develop work programs for each section. These sectional work programs would be aggregated to a realistic and final GCC 8.3 Programme. Next the work program should incorporate resettlement requirements and associated temporary hindrances. The work program should be prioritized accordingly and incorporating the schedules and risks of the resettlement program.	<b>NOT YET RESOLVED</b>  Contract signed 08 March 2017 and mobilization commenced in June 2017.	Work Programme details are to be submitted soon and reviewed by DDSCS&PMSC.
<b>Issue QPR5-3: Embankment Seepage May Be Exacerbated by Adjacent Fish Ponds</b>	The design should consider appropriate measures on the country side of the dyke if a pond has encroached near to the country side toe. This may include compaction and earthworks on the country side slope. In this way excessive seepage through the dyke is to be prevented.	<b>NOT YET RESOLVED.</b>	May be investigated by DDSCS&PMSC
<b>Issue QPR5-4: Review and Timeliness of Afforestation</b>	The DDSCS&PMSC should review the afforestation needs (there seems to be a potentially useful additional site in the vicinity of the cyclone shelter of polder 33). The NGO responsible for the afforestation effort under the project should be contracted as soon as possible.	<b>NOT RESOLVED.</b> The NGO recruitment is starting from EOI stage again as of August 2017 due to the passage of 31 months.	CQS method of procurement will be used to expedite procurement of NGOs.
<b>Issue QPR5-5: Need for Project Implementation Manual / Updating and Completion of Method Statements</b>	The contractor has provided a general description of methods on 22 April, 2016 but these do not reflect any re-survey. The method statement lists technical work steps but does not include aspects of measurements as basis for final billing. Further, method statements on dewatering, sand piling, sheet piling and other works have not yet been completed.  The DDSCS&PMSC should work with the Contractor to finalize method statements for the different works required. These statements should include methods of measurements as basis for billing and should identify work steps in a work break down structure. Overall method statements should be consolidated in a Contract specific (or overall) Project Implementation Manual.	<b>PARTIALLY RESOLVED</b>	



Issues	Recommendation in brief	Status	Follow-up Actions
<b>Issue QPR5-6: Micro-level Planning / Monitoring Requires Strengthening</b>	Over time, micro-level planning in line with detailed work breakdown structures (WBS) would improve as experience would enhance knowledge of time requirements etc.	<b>NO EVIDENCE</b>	
<b>Issue QPR5-7: Early Prioritization of Resettlement Concerns Is Needed</b>	Review the time and effort required for processing particular resettlement concerns and prioritize those which proved most difficult to resolve in the past for early attention.	<b>PARTIALLY RESOLVED</b>  DDCS&PMS Consultant's RAP Team is adapting based on lessons, but a systematic review has not been provided.	
<b>from QPR4</b>			
<b>Issue QPR4-1: Land Acquisition Cost Has Increased Dramatically</b>	World Bank and GoB may consider and formally agree on the budget re-appropriation and financing to meet the increased land acquisition costs. The GoB has passed a law that compensation for land shall be at 3x market value, with effect from 01 July 2017. This will affect Package 02 cost and has been taken into account.	<b>NOT RESOLVED</b>  The World Bank and GoB will discuss possible solutions when a substantial level of disbursement is reached.	Re-open discussion in 2018.
<b>Issue QPR4-2: Delay in Signing of Contract for Works Package 02</b>	World Bank and GoB agree on way forward, given shortfall in land acquisition budget.	<b>RESOLVED</b>  Notice of Award issued and contract signing proceeded with a proviso that full works on two polders will depend on obtaining LA financing.	
<b>Issue QPR4-3: Relocation Planning and Assistance to be Improved  Flagged RED</b>	<ol style="list-style-type: none"> <li>The DDCS&amp;PMS Consultants (through their RAP team) should develop a tally of each and every PAH as to where they are moving, whether temporary or permanent, etc. and verify this information.</li> <li>PRAC should begin to function immediately and be given an orientation by DDCS&amp;PMS Consultants and PMU's Senior Social Specialist as to their mandate and operation guidelines and some logistic support provided so they can execute their responsibilities. Make sure that the PRAC for Package 02 is operational before the resettlement process advances to relocation stage.</li> <li>DDSC&amp;PMS Consultant and the PRACs should monitor and report any cases</li> </ol>	<ol style="list-style-type: none"> <li><b>RESOLVED</b></li> <li><b>PARTIALLY RESOLVED as Package 01 PRACs have convened, yet functionality to be improved.</b></li> <li><b>IN PROCESS</b></li> <li><b>AGREED, BUT NOT YET IMPLEMENTED.</b></li> </ol>	<ol style="list-style-type: none"> <li>To be followed going forward</li> <li>PRACs need to convene and some modest honorarium is required.</li> <li>To be followed going forward</li> <li>To be implemented by RAP Consultants and/or PMU and reported.</li> </ol>

Issues	Recommendation in brief	Status	Follow-up Actions
	<p>where squatters are having difficulty identifying a place to relocate.</p> <p>4. EPs to be informed in advance of the total estimated amount of compensation they are to receive under the entitlement framework specified by the RAP and not left to guess how much they will get until the day they receive their check. Such advance information would allow the EPs to know how much they have to work with when looking for a new place to live.</p>		
<p><b>Issue QPR4-4:</b></p> <p><b>Livelihood Restoration Program Needs Attention</b></p> <p><b>Flagged RED</b></p>	<p>There is no plan for the livelihood restoration program. The DDSC&amp;PMSC should develop a training program and oversee its implementation. A needs assessment must be conducted of each PAH, taking into account their skills, resources, risk tolerance, desires and business/ livelihood opportunities at the sites/locations where they are relocating. Then a relevant training program (having relevant tailored content, sequencing of a series of topics, and refresher trainings) must be developed and delivered with outcome-based targets. The training should commence prior to relocation and continue afterwards.</p>	<b>NOT RESOLVED</b>	DDCS&PMSC to report on the actions it is taking.
<p><b>Issue QPR4-5:</b></p> <p><b>PMU Team Needs Assistance</b></p>	<p>All the required PMU staff should be recruited.</p>	<b>IN PROCESS AND ESSENTIALLY RESOLVED.</b>	Recruitment of 14 of 17 individual consultants for PMU has been completed. Only 3 IPOE experts and Deputy PD remain to be recruited.
<p><b>Issue QPR4-6:</b></p> <p><b>Environmental Monitoring Capability Must be Strengthened Further</b></p>	<p>1. Environmental monitoring and mitigation training must involve a series of sessions. The training program must be developed and implemented without delay since the 2016/2017 construction season has commenced in late September.</p> <p>2. As already recommended by the DDSC&amp;PMS Consultants, the Contractor should appoint at least one Environmental Officer and polder-wise environmental monitors should be in place that carry no other responsibility.</p>	<p><b>1. PARTIALLY RESOLVED</b></p> <p>The training program has not been laid out, though training is taking place.</p> <p><b>2. PARTIALLY RESOLVED</b></p> <p>One Environmental Officer has been appointed, but the polder-wise environmental staff carry additional (non-environmental) duties.</p>	<p>Training program to be outlined.</p> <p>Polder-level environmental staff to be monitored as to effectiveness.</p>

Issues	Recommendation in brief	Status	Follow-up Actions
<p><b>Issue QPR4-7:</b></p> <p><b>Preparation of CEIP-Phase 2 Should Commence Soon Given the Serious Need</b></p>	<p>Since project preparation and appraisal takes a substantial amount of time and the need for embankment improvement in the coastal polders is apparent, it is recommended that the World Bank and GoB begin planning for the preparation of CEIP-2 as soon as practically possible.</p>	<p><b>NOT YET STARTED, BUT PLANNED</b></p> <p>The new Procurement Plan prepared in the quarter ending 31 March 2017 projects TOR preparation for August 2017</p>	<p>Follow-up during future supervision missions.</p>
<b>from QPR3</b>			
<p><b>Issue QPR3-1:</b></p> <p><b>Security is a Growing Concern</b></p>	<p>The security situation in Bangladesh has not directly affected the works or services as of this time, but judgment and caution must be exercised for any travel within the country. Signage at campsites may be made inconspicuous. Consultants and Contractors may wish to develop and put in place a security plan for their Dhaka staff and field staff.</p>	<p><b>RESOLVED for now, but CAUTION required.</b></p> <p>The Contractor has actually suggested they wish to avoid erecting certain signboards at campsites so that the presence of foreigners is not so conspicuous.</p> <p>PD has written to the police in the project area and they have standing orders to accompany staff to the field when requested. The building in Dhaka where the DDCS&amp;PMSC hold office has been guarded by armed police since August 2016.</p>	<p>Security risks should continue to be monitored as they could constrain field activities of international staff.</p> <p>Police guards at the Dhaka office of the Consultants should be maintained through 2017.</p>
<p><b>Issue QPR3-2:</b></p> <p><b>Equipment Mobilized on Contract W-01 is Inadequate</b></p> <p><b>Flagged RED</b></p>	<p>Given that the monsoon season precludes earthwork, the Contractor should use this season to fully equip its operation so that work can begin without delay and in earnest in October.</p>	<p><b>PARTIALLY RESOLVED.</b></p> <p>With the delivery of additional pieces of equipment, the equipment mobilized by the Contractor has reached about 95% of the required equipment strength as per the Engineer's estimate. Nevertheless some types of equipment are lacking in number and have limited output rates. The overall level of equipment continue to be seriously inadequate <u>especially considering the need for catching up with the approved Work Program.</u></p>	<p>Additional equipment needs should be identified and equipment procured or rented immediately.</p>

Issues	Recommendation in brief	Status	Follow-up Actions
<b>from QPR2</b>			
<b>Issue QPR2-1:</b>  <b>Overall Reporting System Needs Attention and Improvement</b>	Reports should be submitted on time by all consultants, otherwise this consolidated report will be delayed or incomplete. It is essential that reports segregate current period accomplishments and activities from cumulative numbers and compare monthly/quarterly progress against monthly/quarterly plans. Explanations of deviations from plan should be provided.	<b>ESSENTIALLY RESOLVED.</b>  The M&E Consultants and PMU have provided guidance on the content and presentation of reports and continue to work with the DDCS &PMS Consultants in a collegial manner.  Report content continues to improve.  Reports are now on time.	DDCS &PMS Consultant reports have improved in segregating activities and accomplishments by quarter, showing plans, being more succinct and graphic.
<b>Issue QPR2-2:</b>  <b>DPP (GoB Authorizing Document) and Loan Agreement Amount Requires Amendment</b>  <b>Flagged RED</b>	The project is now estimated to cost more than planned due to a number of reasons – higher land acquisition costs, additional bank protection works, additional consultancy costs, and increased taxes. Also the USD/SDR exchange rate has changed resulting in a budget shortfall of at least \$27 million. A DPP revision should be prepared without delay capturing whatever changes are required utilizing savings from the elimination of package 03.	<b>NOT RESOLVED.</b>  A proposal for DPP revision was prepared in September 2017 and shared with the World Bank. It did not cover all cost increase areas, but focused on additional Bank Protection Works and increased Land Acquisition costs.	Any other required changes for works and consultancy services contracts should be captured and the revised DPP drafted so that key changes can be approved before budget constraints delay or hamper project implementation.
<b>Issue QPR2-3:</b>  <b>JVS on Polder 35/1 and Land Valuation in Package 01 Appears Stalled</b>  <b>Flagged-RED</b>	BWDB may request the DC to give priority to completing (i) the compensation rates for non-titled PAPs and thus enable updating of the RAP, payment calculations and issuance of checks by the PD, and (ii) the JVS of Polder 35/1.	<b>RESOLVED.</b>  JVS for remaining section of polder 35/1 completed in September 2016.	
<b>Issue QPR2-4:</b>  <b>There may not be a consistently systematic approach to document processing and control</b>	Each survey or technical report needs submission through a formal process. Copy should be provided to IPOE and the M&E Consultant. A table of reports and review status should be provided by the DDCS&PMS Consultants at the end of every quarter.	<b>ESSENTIALLY RESOLVED.</b>  Improvement is noted as technical reports are generally being submitted to PMU and M&E Consultant.  A table of reports is being provided by DDCS&PMSC.	DDCS&PMSC will consistently follow the recommendation.

Issues	Recommendation in brief	Status	Follow-up Actions
<b>Issue QPR2-5:</b> <b>Measure of physical progress needs to be developed</b>	Currently, the S-curve presented in the DDCCS&PMSC reports shows cumulative physical progress (actual versus planned) only in financial terms. De facto, this will always show physical progress ahead of financial disbursement and will not provide any alert as to potential cost overrun.  A weighting of physical progress is required, building up from the BOQ elements and not directly related to the cost of these items. The DDCCS&PMS Consultants to propose an approach and meet with PMU and M&E Consultants to discuss and finalize.	<b>RESOLVED.</b>  DDCCS&PMS Consultant has prepared and adopted a percent progress formula for embankment works that is based on physical works.	DDCCS&PMSC to propose methodology and organize a meeting with PMU, IPOE and M&E to finalize the weighting of physical elements of the works.
<b>Issue QPR2-6:</b> <b>Environmental Concerns may need attention – mitigation for fish migration</b>	DDCCS&PMSC to study the question and inform their plans for satisfying the requirement for free passage of migrating fishes from three perspectives – 1) physical design; 2) construction work methods; 3) hydraulic structure operation guidelines. In addition, the question must be answered as to who (what agency) will practically ensure (and how) that fish spawning needs are looked after in the operational planning and decision-making with respect to water control structure operation.	<b>PARTIALLY RESOLVED.</b>  M&E Consultants met with the Fisheries Expert of DDCCS&PMSC to elaborate the concern and provide guidance.	DDCCS&PMSC to explain options and make their recommendations to PMU.
<b>Issue QPR2-7:</b> <b>Periodic Environmental Reports Required</b>	DDCCS&PMS Consultants to prepare Environmental Compliance Monitoring Reports and quarterly, semi-annual and annual environmental reports. PMU to provide guidance on the content and format of these reports.	<b>RESOLVED.</b> PMU, M&E Consultants and World Bank have provided some guidance on the content of various environmental reports.	
<b>Issue QPR2-8:</b> <b>Recently Procured Project Vehicles Have Not Been Assigned to the Field</b>	It is observed that none of the 11 project vehicles recently procured by PMU and delivered to the project have been allocated to the field. While currently the vehicles provided by the Contractor for PMU field staff appear to be adequate, the works have barely gotten underway. Procurement of a few more vehicles is planned and it is recommended these vehicles be made available to the implementation staff in the field offices as the field work will soon intensify.	<b>PARTIALLY RESOLVED.</b>  PMU in the field has been provided with 2 vehicles by the Contractor for Package 01, so there is sufficient transport available for the time being.	Vehicles purchased in the future may be allocated to the field as packages 2 and 3 will result in more transport demand due to intensified field work.
<b>Issue QPR2-9:</b> <b>Construction Supervision Systems to be</b>	Given the transition from Survey and Design Phase to Construction Supervision Phase, Construction Supervision Management Systems need to be put into place (or	<b>PARTIALLY RESOLVED.</b>  DDCCS&PMS Consultants continue to elaborate and improve their	DDCCS&PMS Consultants will report on the status of their

Issues	Recommendation in brief	Status	Follow-up Actions
<b>Strengthened</b>	strengthened), including Quality Assurance System, Contract Supervision and Management, Daily Site Reporting Formats, Safety Manual, Safety training, Registration Formats for all Workers and ID system, Billing Formats and Procedures, Variation Management and Procedures, and training of DDCS& PMSC site supervisors and Contractor's Site Construction Managers, etc.	systems.	systems by system element in their monthly and quarterly reports.
<b>Issue QPR2-10:</b>  <b>Capacity Building and Independent Advice Needed for PMU/BWDB in FIDIC and Contract/Claims Management</b>  <b>Flagged RED</b>	<p>The PMU staff, and BWDB more generally, are not conversant with FIDIC Conditions of Contract, Contract Management and Claims Avoidance/ Management. While Consultants have been hired to serve as Engineer, the Owner needs to understand the roles, authorities and responsibilities of each party in order to effectively manage the Project. Training may be provided and would be of great use given the upcoming award of two additional large construction contracts under CEIP-1. Currently, the PMU has no in-house expertise for advice on contract issues.</p> <p>With respect to advice on contract issues, the PMU should recruit an independent specialist for this purpose.</p>	<p><b>NOT RESOLVED.</b></p> <p>The World Bank, during its June 2016 mission, signaled its willingness to consider whatever support PMU might need. PD has started a discussion with senior BWDB officials concerning PMU support requirements.</p> <p>The WB provided an experience-sharing opportunity in the first week of October for the PD CEIP-1 with other PDs.</p> <p>The DDCS&amp;PMSC who also has the responsibility to provide project management support to the Client may be tapped for some capacity building on-the-job. The M&amp;E Consultants could provide such expertise, with an amendment to the ToR and resources.</p>	<p>PD to decide on appropriate option to pursue in consultation with the BWDB, Ministry and then World Bank.</p>
<b>from QPR1</b>			
<b>Issue QPR1-1:</b>  <b>Physical Progress on Works Package W-01 is in danger of being delayed.</b>	<p>i. Contractor to hire equipment until their own equipment is available.</p> <p>ii. Administration of the works would best be managed polder-wise, meaning that a deputy PM or someone in authority should</p>	<p><b>i. PARTIALLY RESOLVED</b></p> <p><b>ii. RESOLVED</b></p> <p>i. The Contractor complied after delay and only after replacement</p>	<p>DDCS&amp;PMSC should continue to review the adequacy of equipment available at site.</p>



Issues	Recommendation in brief	Status	Follow-up Actions
	be posted at each polder to permit simultaneous works in four polders.	of the PM. Contractor had rented in some equipment in Q3 and taken delivery of substantial equipment since, but still not adequate in view of DDCS&PMS Consultant. Permanent works progress very limited.  ii. Complied	The issue of early start-up with rented equipment should be taken up during the Pre-contract meeting for Works Package 2 & 3.  To be followed through for the next two works packages.
<b>Issue QPR1-2:</b> <b>Contractor for Works Package W-01 has a limited ability to communicate due to language barrier.</b>	i. Contractor should bring in additional bilingual (Chinese-English) staff or make interpreters available.  ii. The Contractor may also bring in a qualified Bengali sub-contractor to assist not only with works, but with communication and cultural understanding.	<b>i. RESOLVED</b>  <b>ii. RESOLVED</b>  i. Contractor has appointed interpreters to serve on each of the four polders.  ii. Contractor has hired a Bangladeshi sub-contractor.	Consider requiring communication as an explicit part of bid requirement for Package 03.
<b>Issue QPR1-3:</b> <b>Procurement of Works Contractors by ICB has failed to attract broad international interest</b>	i. For future packages, the Pre-Qualification criteria should be reviewed and possibly adjusted (for example, to better specify the meaning of experience in similar projects to include physical, logistic and complexity aspects relevant to the Bangladesh coastal zone) and past performance references should be checked.  ii. Exceptionally low priced bids should be eliminated from consideration.  iii. Consider the option of issuing bid packages of 2-3 polders each for the remaining works.	<b>i. RESOLVED.</b>  <b>ii. NOT RESOLVED.</b>  <b>iii. RESOLVED.</b>  i. DDCS&PMSC have agreed to review for Package 3 works.  ii. Pending, but may not be possible under procurement rules.  iii. Discussed with World Bank and declined.	Procurement completed for all packages.
<b>Issue QPR1-4:</b> <b>LAP and RAP and the compensation payments must be expedited so that work sites can be handed over to the Contractor</b>	i. Appointment of PAVC members must be completed quickly.  ii. PAVC must finalize the compensation rates for various types of losses without delay.  iii. Handing over of the sites to the contractor should be done in sections as areas become fully unencumbered.	<b>i. RESOLVED FOR PKG 01</b>  <b>ii. RESOLVED FOR PKG 01</b>  <b>iii. PARTIALLY RESOLVED</b>  i. PAVC appointed for Package 01 in December 2015.  ii. Rates for various	PAVC members for Package 02 may be appointed and begin their work without delay.  System for tracking unencumbered sections by way of a calendar yet to

Issues	Recommendation in brief	Status	Follow-up Actions
<p><b>Flagged RED</b></p>	<p>The DDCS&amp;PMSC/RAP Consultants will have to maintain a calendar projecting when certain sections of the embankments will be free of hindrances to allow the Contractor to plan their works.</p>	<p>assets set by PAVC. Land valuations are finally done for Package 01.</p> <p>iii. M&amp;E Consultant has requested the DDCS&amp;PMSC for a detailed risk assessment approach. Accordingly, the Consultant has prepared a section-wise approach to construction planning. The DDCS&amp;PMSC / KMC are to provide LA requirement details for each of the works items separately so as to better assess risks.</p>	<p>be developed.</p>
<p><b>Issue QPR1-5: Recruitment of NGOs and Additional PMU Staff is to be phased in during the next two quarters</b></p> <p><b>Flagged RED</b></p>	<p>PMU to develop a time-bound plan for procurement/ recruitment of these consultants and services – e.g., IPOE, Afforestation/WMO NGO, Specialists for PMU field offices, FIDIC/Contracts Specialist, etc.</p>	<p><b>PARTIALLY RESOLVED</b></p> <p>Recruitment and procurement process is taking much time.</p> <p>14 of 17 individual consultants have been recruited. IPOE and Deputy PD still open.</p> <p>Recruitment of NGOs for Afforestation and Long-Term Monitoring still underway.</p>	<p>Sign contract for Long-Term Monitoring;</p> <p>Get recruitment of NGO for Afforestation on fast track.</p>
<p><b>Issue QPR1-6:</b></p> <p><b>The M&amp;E Consultants will be required to expend additional resources given the need for multiple baselines and large sample required</b></p>	<p>The M&amp;E Consultants to prepare a detailed justification for the additional resources required and submit to BWDB and World Bank for approval.</p>	<p><b>NOT RESOLVED</b></p> <p>A preliminary draft justification has been shared with PMU.</p>	<p>M&amp;E Consultants to discuss the requirements with PMU.</p>

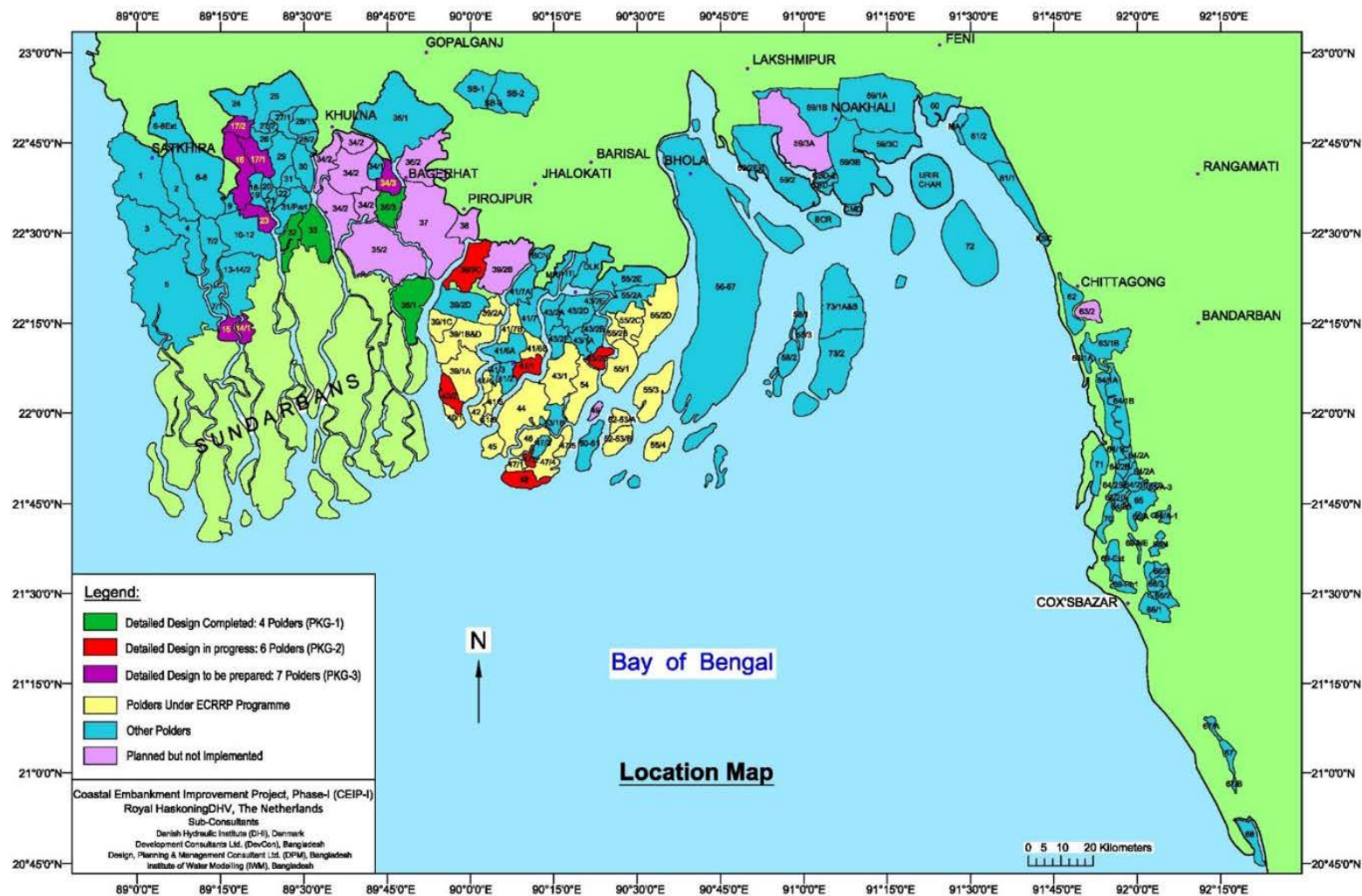


Issues	Recommendation in brief	Status	Follow-up Actions
<p><b>Issue QPR1-7:</b></p> <p><b>Reporting Formats of implementing partners do not consistently provide needed information</b></p>	<p>M&amp;E Consultant will continue to work with the other consultants to develop a clear format for the reporting of all project inputs, processes and outputs.</p>	<p><b>PARTIALLY RESOLVED</b></p> <p>Being done continually.</p> <p>This issue has been repeated in QPR2 with some elaboration.</p> <p>DACS&amp;PMSC have substantially improved their monthly progress report starting August 2016.</p>	<p>Follow-up to be continued.</p> <p>DACS&amp;PMSC are responsive to the advice and proposals regarding reporting requirements.</p>

## ANNEXES

Annex 1	Map of the Project Area
Annex 2	Basic Characteristics of the Project Area
Annex 3	Overview of Personnel Working under the Project
Annex 4	Budget and Disbursements
Annex 5	Procurement Status and Plans
Annex 6	GAAP Report
Annex 7	Key Performance Indicators and Targets as per PAD/DPP
Annex 8	List of DDCS&PMS Consultant Reports

## Annex 1 Map of the Project Area



## Annex 2: Basic Characteristics of the Project Polders as per PAD

Sl No.	Polder No./ Polder Name	Location Thana	District	Gross Protected Area (HA)	Cultivable area (ha)	Existing Project Feature				Av. Existing level of Embankment (m PWD)	Polder Population
						Embkt. (km)	Regulator (No)	Flushing Inlet (No)	Drainage Channel (km)		
1	14/1	Koyara	Khulna	2,933	2,350	30.50	4	-	30	3.75	20,578
2	15	Shymnagar	Satkhira	3,441	2,925	30.78	5	-	40	4.00	31,788
3	16	Paikgacha, Tala, Dumuria	Satkhira, Khulna	10,445	8,102	45.00	12	31	21	3.00	118,616
4	17/1	Dumuria	Khulna	5,020	4,000	38.50	11	0	43	3.50	23,919
5	17/2	Dumuria	Khulna	3,400	2,700	11.00	6	0	21	3.50	34,070
6	23	Paikgacha	Khulna	5,910	4,872	37.00	11	39	36	3.30	23,888
7	32	Dacope	Khulna	8,097	6,500	49.50	16	35	45	3.75	38,397
8	33	Dacope	Khulna	8,600	7,600	52.50	13	19	100	3.80	62,305
9	34/3	Bagerhat	Bagerhat	3,656	2,930	16.75	3	6	35	2.80	65,399
10	35/1	Sharankhola, Morelgonj	Bagerhat	13,058	10,700	62.50	14	25	56	4.35	99,182
11	35/3	Bagerhat Sadar, Rampal	Bagerhat	6,790	5,090	40.05	4	11	75	2.70	31,075
12	39/2C	Matbana, Bhandaria	Pirojpur	10,748	8,500	59.25	-	4	57	2.50	84,853
13	40/2	Pathargatha	Barguna	4,453	3,300	35.58	12	21	50	4.30	41,317
14	41/1	Barguna Sadar	Barguna	4,048	3,440	33.81	6	28	84	4.00	41,051
15	43/2C	Galachipa	Patuakhali	2,753	2,000	25.70	6	16	26	4.00	14,851
16	47/2	Kalapara	Patuakhali	2,065	1,850	17.55	3	6	30	4.25	5,411
17	48	Kalapara	Patuakhali	5,400	3,715	37.88	8	3	45	5.30	26,260
				<b>100,817</b>	<b>80,574</b>	<b>623.85</b>	<b>134</b>	<b>244</b>	<b>794</b>		<b>762,960</b>

Source: Project Appraisal Document 2013

## Annex 3: Overview of Personnel Working under the Project

PMU Office Mobilization & Contact Numbers  
PABX-9899320, 9899373  
Fax: +88-02-9899325

### PMU Staff

Sl	Designation	Name of Persons	Mobile Number	First Mobilization Date	Status
1	Project Director	Mr. Md. Delwar Hossain	01745-650854	09 Feb 16	
	Project Director (former)	<del>Mr. Md. Sarafat Hossain Khan</del>	<del>01715-038519</del>	Nov 2013	Promoted
2	Deputy Project Director	Vacant			Vacant
3	Project Manager/Executive Engineer	<del>Mr. Musa Nurur Rahman</del>	<del>01715-740505</del>		Transferred; vacant
4	Project Manager/Executive Engineer	Mr. Jakaria Pervez	0171-2660025	13 Oct 16	
	Project Manager/Executive Engineer	<del>Mr. Md. Nazibur Rahman</del>	<del>01711-134034</del>		Transferred; vacant
5	Project Manager/Executive Engineer Khulna	Mr. Md. Abdul Hannan	01712-101250		
6	Project Manager/Executive Engineer Bagerhat	Mr. Mashiur Rahman		Apr-Jun 2017	
7	Additional Director (Account)	Mr. Md. Kabir Ahmed	01712-062333		
8	Deputy Director (Audit)	Vacant			Vacant
9	Sub Divisional Engineer (former)	<del>Mr. Md. Safiqul Islam Sheikh</del>	<del>01734-601836</del>		Promoted & Transferred
	Sub Divisional Engineer (former)	<del>Mr. Md. Rezaul Karim</del>	<del>01868-555198</del>		Promoted & Transferred
10	Sub Divisional Engineer	<del>Mr. Md. Abdullah Al Mamun</del>	<del>01727-002788</del> <del>01715-145975</del>		Promoted & Transferred
11	Assistant Engineer	Mr. Md. Samiul Hoque	0172-6233262	01 Feb 16	
12	Sub Assistant Engineer	Mr. Md. Mustafizur Rahman	0171-5418687	10 Nov 16	
	Sub Assistant Engineer (former)	<del>Mr. Biplob Kumar Gun</del>	<del>01715-007621</del>		Promoted & Transferred
13	Sub Assistant Engineer	Mr. Md. Kabirul Islam	01711-943281	16 Feb 14	
14	Accountant	Mr. Md. Badarudduza	0174-9044491	24 Mar 14	
15	Cashier	Mr. Md. Kajal Hawlader	0181-6223451	27 Aug 15	
16	Secretary	<del>Ayesha Salam</del>	<del>01816-365597</del>		Resigned July 2016
17	MLSS	Aminul Islam	01688-288544	01 Apr 14	
18	Office Assistant	Shemul Islam	01935-847173	03 Mar 14	
19	Cleaner	Md. Azad Ali	01716-559334	18 Mar 14	
Certain vacancies to be filled once the work commences in Package 02 including the following for each Bagerhat and Barguna: Sub-Divisional Engineer, Assistant Engineer, Assistant Director, Deputy Assistant Engineer, Office Assistant cum Computer Operator and support staff.					

Sl	Designation	Name of Persons	Mobile Number	First Mobilization Date	Status
----	-------------	-----------------	---------------	-------------------------	--------

### Individual Consultants to PMU

1	IPoE	Dr. Ainun Nishat	04478-444093 01819-228245	23 Mar 15	
2	Procurement Specialist	Mr. A.K.M Bodruddoza	01718-666946	21 Nov 13	First contract expired 30 Oct 16, extension issued
3	Procurement Panel Chairman (International 1)	Mr. Narayan Sharma		25 Nov 13	
4	Procurement Panel Expert (International 2)	Mr. I.A Khan <del>Danile Thirion</del>		01 Apr 15 13 Apr 13	
5	Procurement Panel Expert (National)	Mr. Aminul Haque	01966-464646	25 Nov 13	
6	Sr. Revenue Specialist	Mr. M. A. Saleque	01199-001112	12 Aug 14	First contract expired 22 Dec 16, extension is in process
7	Sr. Social Specialist	Mr. Mustafizur Rahman		07 Aug 17	
	Sr. Social Specialist	<del>Mr. Hasanur Rahman</del>	<del>01712-780176</del>	02 Oct 14	Resigned 03 Jan 17
8	Financial Management Spec.	Mr. Michael Gomes		24 Apr 17	
	Financial Management Spec. (former)	<del>Mr. Nasser Ahmed</del>	<del>01924-274567</del>	02 Mar 15	Resigned 29 Feb 16
9	Sr. Environmental Specialist	Dr. Ashadul Alam	01747-215770	13 Apr 15	
10	Sr. Forestry Specialist	Mr. Md. Akbar Hossain	01711-543475	Jul 17	
11	IPoE Social Expert	Dr. Hafiza Khatun		Jul 17	
12	IPoE Panelists (3)	Vacant			

## Manpower working under the Project

### A. Design Supervision Consultant (DDCS&PMSC)

#### Manpower-utilization Status of the DDCS&PMSC up to 30 June 2017

Sl.	Position	Name	1st Mobilization	Total Person-Month	Jun 2017 Cumulative % of Utilization
Professional (Foreign)					
1	Team Leader	Jean Henry Laboyrie & Gerard Pichel	21-Jan-15; 25-Jan-17	45	60%
2	Design Engineer	Alec Sleight		12	9%
3	River Training Engineer	Bert te Slaa	21-Feb-15	3	100%
4	Sociologist/Resettlement Specialist	Dr. Salim Zaman		4	100%
5	Quantity Surveyor-1	Barbara Hellet		6	26%
6	Construction Resident Engineer-1	Trevor Morish Hale		55	0%
7	Construction Resident Engineer-2	Gerard Pichel/Paul Zwetsloot		30	56%
8	Contract Management Specialist	Rob Brouwer		4	19%
9	Procurement Specialist	Barbara Hellet	21-Jan-15	4	66%
10	Environmental Specialist	Henk Blok		8	45%
11	Sociologist/Resettlement Specialist	Roy Timmer/Dr. Salim Zaman		8	68%
12	Geo-Technical Engineer	Joost van der Schrier		4	95%
13	Morphological Modeler	Henrik Rene Jensen		3	33%
14	Environmental Specialist	Anders Malgrem Hansen	18-Feb-15	4	88%
15	Estuary and River Morphology Modeler	Bo Brahtz Christensen		1	100%
16	River and Coastal Expert	Ranjit Galappatti	22-Feb-15	3	100%
Sub Total [Professional (Foreign)]				194	36%

Professional (Local)					
1	Deputy Team Leader	Md. Habibur Rahman	21-Jan-15	60	48%
2	Deputy Resident Engineer-1	Mazibur Rahman Khan		60	31%
3	Deputy Resident Engineer-2	Md. Gulzer Hossain		60	44%
4	Design Engineer	Md. Anwar Hossain Bhuiyan	02-Feb-15	20	100%
5	Geo-Technical Engineer	Md. Nurul Islam		6	0%
6	Re-settlement Specialist/ Sociologist	Md. Khairul Matin, M. A. Latif	2015 and 17 Jan 16	60	25%
7	Design Engineer	Mr. Mahbubur Rahman	02-Feb-15	30	82%
8	Environmentalist	Sheikh Muhammad Abdur Rashid	22-Feb-15	7.5 (was 6)	44%
9	Sociologist/Resettlement Specialist	Md. Ferdous Rahman	22-Feb-15	30	89%
10	Geographical Information System Expert	Md. Monirul Haque		6	63%
11	Procurement Specialist	Md. Humayun Kabir		3 (was 18)	100%
12	Senior Estimator-1	Md. Humayun Kabir		10	97%
13	Senior Estimator-2	Md. Nazrul Islam		10 (was 28)	91%
14	Survey Engineer-1	Pankaj Kumar Moitra	18-Feb-15	30	76%

Sl.	Position	Name	1st Mobilization	Total Person-Month	Jun 2017 Cumulative % of Utilization
15	Survey Engineer-2	Md. Amirul Islam		2	76%
16	Survey Engineer-3	ABM Anwar Haidar	18-Feb-15	26	52%
17	Junior Design Engineer-1	Ms. Selina Akhter		4	100%
18	Junior Design Engineer-2	Ms. Shaikh Naureen Laila		9	100%
19	Auto CAD Specialist-1	Ms. Marjan Mallik		21.76	99%
20	Auto CAD Specialist-2	Biprojit Paul		13.43	100%
21	River and Coastal Expert	Md.Zahirul Haque Khan	02-Feb-15	7.32	96%
22	Construction Supervision Engr-1	Md. Mukhlesur Rahman		60	33%
23	Construction Supervision Engr-2	Shyamal Kumar Dutta		52	38%
24	Construction Supervision Engr-3	SK Golam Quader		30	66%
25	Construction Supervision Engr-4	Abdul Jalil		30	0%
26	Quality Control Specialist-1	Md. Abdur Razzaque Khan		54	29%
27	Quality Control Specialist-2	Md. Sekendar Ali		60	26%
28	Procurement / Contract Management Specialist	Md. Tafazzal Ali		23	43%
29	Environmental Specialist	Dr. Quazi Alamgir Kabir Mr. Abu Bakr Siddique	10-Feb-15 June 2016	30	57%
30	Resettlement Specialist/Sociologist	Md. Mustafizur Rahman	01-Mar-15	20	97%
31	Land Acquisition Officer	Benu Gopal Dey		20	102%
32	Geo-Technical & Foundation Spec.	Mizanur Rahman		4	0%
33	Mechanical Engineer-1	Monojit Kumar Bagchi		6	0%
34	Mechanical Engineer-2	Md. Rashidul Islam		16	57%
35	Agronomist	Dr. Santosh Kumer Sarker	15-Feb-15	10	78%
36	Fisheries Expert	Md. Mokammel Hossain	15-Feb-15	10	87%
37	Senior Estimator – 2	Md. Nazrul Islam		18	0%
38	Economist	Md. Aminul Islam	02-Feb-15	10	41%
	Sub Total [Professional (Local)]			929.01	51%
		Total		1123.01	40%



B. Third Party Monitoring and Evaluation Consultant (M&E Consultant)

Sl.	Position	Name	1st Mobilization	Total Person-Month	Sept 2017 Cumulative % of Utilization	June 2017 Cumulative % of Utilization
<b>International Key Staff</b>				<b>52</b>	<b>44%</b>	<b>40%</b>
K-1 & K-5	Team Leader cum Economist	Jan T. Twarowski	01-Nov-15	25	56%	51%
K-4A	M&E Specialist (Water Resources Engineer)	Michael Dembinski	01-Nov-15	8	53%	53%
K-6	Environmental Specialist	Abu Murshid	10-Nov-15	9	23%	23%
K-8	Social Safeguards Specialist	Mike Tyson-Taylor	02-Dec-15	10	23%	15%
<b>National Key Staff</b>				<b>112</b>	<b>39%</b>	<b>36%</b>
K-2	DTL/GIS Info Management Spec.	Md. Mahidur Rahman Khan	20-Dec-15	30	31%	27%
K-3	Agric'l Economist/M&E Specialist	ABM Murshed Alam Siddiqui	02-Nov-15	18	33%	33%
K-7	Environmental Specialist	AKM Rezaul Haque Khan AKM Mizanur Rahaman	Jan 2017; 02-Nov-15	18	46%	39%
K-9	Social Safeguards Specialist	Md. Mizanur Rahman	02-Nov-15	18	55%	55%
K-10	Information Management Spec.	Md. Badiuzzaman	03-Jan-16	18	35%	32%
K-4B	Water Resources Engineer	H.S. Mozaddad Faruque	02-Nov-15	10	39%	35%
<b>National Non-Key Staff</b>				<b>97</b>	<b>20%</b>	<b>17%</b>
N-1	Field Data Collector 1	Md. Surruzzaman		22	0%	0%
N-2	Field Data Collector 2	Md. Babul Haider		22	0%	0%
N-3	Data and Info Analyst 1	Azizul Haque Kabul	Jan 2016	40	48%	41%
N-4	Data and Info Analyst 1	Md. Soukat Osman		13	0%	0%

## Annex 4 Project Input: Budget and Disbursements

Annex 4.1: Financial Progress (Expenditures) – Capital Component of <b>1st</b> Quarter of the FY(2017-2018) [Jul to Sep 2017]											All BDT in Lakh Taka ("00,000")		
Major items of action	Total Project		Planned for the current FY	Progress						Achieved (%) against			
	BDT	US\$		BDT	Cumulative up to Last	Q-1	Q-2	Q-3	Q-4	Current FY	Cumulative up to this Qtr.	Year's Plan	Project Target
					BDT	BDT	BDT	BDT	BDT	BDT	BDT	BDT	%
<b>1. Acquisition of Assets</b>													
1.a Equipment and goods under Comp. B, C, D (6800)	1,545.30	1,956,076	12.00	707.50					-	707.50	-	45.78%	
1.b Afforestation	3,280.00	4,151,899							-	-	-	-	
<b>2. Acquisition/Purchase of Land</b>													
2.a Acquisition of Land (544.16 ha)	8,852.40	11,205,570	4,046.15	4,806.25					-	4,806.25	-	54.29%	
<b>3. Works Contract Packages 1 to 3</b>													
3.a Construction & Reconstructions of Drainage Structures (7041)	35,538.97	44,986,038	5,000.00	800.00					-	800.00	-	2.25%	
3.b Others (7081)	182,436.24	230,931,949	23,541.85	20,421.20					-	20,421.20	-	11.19%	
<b>4. CD &amp; SD</b>	2,815.00	3,563,291							-	-	-	-	
<b>Sub-total Capital Component</b>	<b>234,467.91</b>	<b>296,794,823</b>	<b>32,600.00</b>	<b>26,734.95</b>	<b>-</b>	<b>-</b>	<b>-</b>	<b>-</b>	<b>-</b>	<b>26,734.95</b>	<b>-</b>	<b>11.40%</b>	
<i>Source: IMED-05 report September 2017 of CEIP-1</i>													

Annex 4.2 Financial Progress (Expenditures) – Revenue Component of 1st Quarter of the FY(2017-2018) [Jul to Sep 2017]											1 US\$= 79 BDT	
											All BDT in Lakh Taka ("00,000)	
Major items of action	Total Project		Planned for the current FY	Progress / Achievement							Achieved (%) against	
				Cumulative up to Last FY	Q-1	Q-2	Q-3	Q-4	Current FY	Cumulative up to this Q	Year's Plan	Project Target
	BDT	US\$	BDT	BDT	BDT	BDT	BDT	BDT	BDT	BDT	%	%
<b>1. Implementation of SAP and EMP</b>												
1.a Resettlement / Compensation Payments other than Land Acquisition	26,918.60	34,074,177	3,500.00	4,479.20					-	4,479.20	-	16.64%
1.b Consultancy service to Implement (a) Social afforestation;(b) social action plan (incl. setting up WMOs)	1,987.21	2,515,456							-	-	-	-
<b>2. Construction Supervision, M&amp;E, Delta Monitoring</b>									-			
2.a Consultancy Services for Construction Supervision & Detailed Engineering Design of remaining 12 Polder under CEIP, Phase-1	13,659.28	17,290,228	2,300.00	5,862.33					-	5,862.33	-	42.92%
2.b Third Party Monitoring & Evaluation (M&E) of overall project implementation, RAP & EMP	2,609.09	3,302,646	600.00	956.13					-	956.13	-	36.65%
2.c Consultancy Service for Long term monitoring, research of Bangladesh Coastal Zone	6,709.09	8,492,519	300.00						-	-	-	-
<b>3. Project Management, TA, Training, Strategic Studies</b>									-	-	-	-
3.a Project management support and audits	11,507.99	14,567,076	573.00	1,606.18	30.64				30.64	1,636.82	5.35%	14.22%
3.b Consultancy Services for Institutional Capacity building, technical assistance and training to BWDB personnel	745.45	943,608							-	-	-	
3.c Consultancy Services for Feasibility studies and preparation of design for the following Phases of CEIP	4,323.64	5,472,962							-	-	-	
<b>4. Overseas Training</b>	745.45	943,608	124.00	203.19					-	203.19	-	27.26%
<b>5. Honorarium/ Fees/ Remuneration</b>	30.00	37,975	3.00	6.03					-	6.03	-	20.10%
<b>Sub-total Revenue Component</b>	<b>69,235.80</b>	<b>87,640,255</b>	<b>7,400.00</b>	<b>13,113.06</b>	<b>30.64</b>	-	-	-	<b>30.64</b>	<b>13,143.70</b>	<b>0.41%</b>	<b>18.98%</b>

Source: IMED-05 report September 2017 of CEIP-1

## Annex 5 Project Input Procurement Status and Plans

### Annex 5.1 Project Input Procurement Status and Plans – Services

There are 25 procurement items of service categories. Among them, 6 consulting services would be contracted through firms and 19 consulting services would be recruited through individual consultant. “Procurement progress tracking” is discussed below separately: - firms and Individual Consultant (IC).

Consulting Service through Firm: Out of 6, two were contracted out, procurement for two packages is initiated (*one is at the stage of negotiation*) and remaining two are yet to start. One of these two – the Capacity Building consultancy – may be dropped and done via national institutes. Detail procurement process statistics are shown in the Tables 5.1a.

Recruitment of Individual Consultant (IC): 19 Individual Consultants are planned to be recruited. Out of them, 13 were recruited and 1 (one) Consultant (Communication Officer) to be signed soon. Recruitment of 2 Individual Consultants (Package CEIP-1/D1/S24 & CEIP-1/D1/S25) under CEIP-1, has been dropped. Recruitment of three IPOE experts is in process. Detail procurement process statistics are shown in the Table 5.1b.

Note: Amounts shown below in USD converted as follows: 1 USD = 79 BDT and 1 Euro = 94.34 BDT.

**Table 5.1a: Procurement Process Tracking Report Consulting Services (Firms) as on 30 September 2017**

1 of 3

SI	1			2		3	
<b>Description of Services</b>	Consultancy service to Implement (a) social afforestation and (b) social action plan (incl. setting up WMOs)			Consultancy Services for a) Construction Supervision & Detailed Engineering Design for remaining Polders, b) Preparation of EIA of remaining Polders and c) RAP		Third Party Monitoring & Evaluation (M&E) of overall project implementation, RAP, EIA and EMP	
Package No	CEIP-1/A2 & B1/S01			CEIP-1/ B2,B3 & C1/S02		CEIP-1/ C2/S03	
<b>Reference #</b>	CEIP-1-5-SBC-CF-CEIP-1/A2 & B1/S01			CEIP-1-6-SBC-CF-CEIP-1/ B2,B3 & C1/S02		CEIP-1-7-SBC-CF-CEIP-1/ C2/S03	
<b>Location / District</b>	Dhaka			Dhaka		Dhaka	
P.P. - Executing Agency:	2014-1-BWDB-BWDB			2014-1-BWDB-BWDB		2014-1-BWDB-BWDB	
<b>Method:</b>	QBS (Quality Based Selection)			QBS		QBS	
<b>Estimated / Actual</b>	Estimated	Actual	Actual	Estimated	Actual	Estimated	Actual
<b>Amount in US\$</b>	2,515,456			17,290,228	17,319,577 <sup>2</sup>	3,302,646	3,447,175 <sup>3</sup>
Preparation of ToR		09-Jun-14	21-Aug-17		ToR was finalized		ToR was finalized
NOL on ToR		21-Sep-14	24-Aug-17				
Advertisement of EoI		30-Sep-14	List of NGOs from some DCs 02-Nov-17		19-Jul-13		19-Jul-13
Receipt of REoI		13-Nov-14	22-Oct-17		22-Aug-13		22-Aug-13
Evaluation of REoI		Fresh procurement to be done <sup>i</sup>			Evaluation done		Evaluation done
SL submitted to WB							
Shortlist gets WB NOL							
<b>Preparation of RFP and Short List</b>	14-Oct-14			20-Jan-14	15-Dec-13	06-Jan-14	15-Dec-13
<b>No Objection to RFP and Short List</b>	14-Oct-14			03-Feb-14	28-Jan-14	03-Feb-14	20-Feb-14
Issuance of RFP	14-Oct-14			27-Feb-14	19-Feb-14	27-Feb-14	26-Feb-14
<b>Deadline for proposals &amp; Bid Opening</b>	20-Oct-14			17-Apr-14	17-Apr-14	12-May-14	08-May-14
<b>Technical Evaluation</b>	24-Nov-14	NA		19-May-14	Evaluation done	30-Jun-14	Evaluation done
<b>Technical Evaluation Report submitted to WB</b>							Dec 2014
<b>No Objection to Technical Evaluation</b>	08-Dec-14			09-Jun-14		21-Jul-14	Jan 2015
Financial proposal opening							05-Apr-15
Financial evaluation and combined Tech/Fin evaluation report completed							
Combined Evaluation Report submitted to WB							
WB gives NOL on combined evaluation							
<b>Final Evaluation and Negotiation</b>	19-Jan-15			07-Jul-14		25-Aug-14	
Negotiation					21-Aug-14		09-Apr-15
Negotiated draft contract sent to WB					31-Aug-14		19-Apr-15
<b>WB gives NOL on draft contract</b>	02-Feb-15			28-Jul-14	30-Sep-14	15-Sep-14	28-Apr-15
GOB Purchasing Committee (CCGP) approval							27-Aug-15

<sup>2</sup> Original Contract Value of S02 is Euro 4,811,349 and BDT (864,343,933 + 50,000,000 = 914,343,933)

<sup>3</sup> Original Contract Value of S03 is USD 1,397,297 and BDT (91,646,650 + 60,293,728 + 10,000,000 = 161,940,378)

SI	1		2		3	
<b>Contract Signature Date</b>	09-Mar-15		18-Aug-14	30-Dec-14	27-Oct-14	01-Oct-15
<b>Total days of Process (Bid Opening to Contract Signing Date)</b>	140		123	257	168	511
Commencement of Services						01-Nov-15
<b>End of Contract (Completed)</b>	07-Mar-21		30-Jun-20		30-Jun-20	
Remarks	70 Nos. EoI proposals were received on 13 Nov 2014. Implementation of this Package was initially deferred as no works in the field have been taken up as planned for. PEC in its 3 <sup>rd</sup> Meeting held on 28 March 2017 decided to invite REoI afresh as ToR had to be revised incorporating the task of implementation of Integrated Pest Management (IPM) Plan as per WB's suggestions. Besides changes in form of socio-economic condition, working environment, earnings, etc. due to elapse of long time since receipt of EoI on 13 November 2014. <b>Fresh procurement process has been initiated.</b>	This package has been divided in 5 sub-packages and procurement method has been changed from QCBS to CQS (Selection Based on Consultant's Qualifications). Procurement status is shown separately at the end of this section.	Negotiation meeting with 1st ranked Consulting Firm was concluded and minutes were signed on 21 Aug 2015. Draft contract and Financial Evaluation Report was sent to WB on 31 August. NoL received on 30 Sept and Contract was signed on 30 Dec, 2014. Consultants mobilized on 21-Jan-2015.		Negotiation meeting with 1st ranked Consulting Firm was concluded on 09 April, 2015. Draft contract and Financial Evaluation Report was sent to WB on 19 April 2015. NoL received on 28 April and Purchase Proposal was approved by CCGP on 27 August 2015. Contract was signed on 01 Oct, 2015. Consultants mobilized on 01 Nov 2015.	

SI	4		5		6	
Description of Services	Consultancy Services for Long Term a Monitoring, Research and Analysis of Bangladesh Coastal Zone.		Consultancy Services for Institutional Capacity building, technical assistance and training to BWDB personnel		Consultancy Services for Feasibility studies and preparation of design for the following Phases of CEIP	
Package No	CEIP-1/ C3/S04		CEIP-1/ D2/S22		CEIP-1/ D3/S23	
Reference #	CEIP-1-42--CF-CEIP-1/ C3/S04		CEIP-1-40-SBC-CF-CEIP-1/D2/S22		CEIP-1-41-SBC-CF-CEIP-1/D3/S23	
Location / District	Dhaka		Dhaka		Dhaka	
P.P. - Executing Agency:	2014-1-BWDB-BWDB		2014-1-BWDB-BWDB		2014-1-BWDB-BWDB	
Method:			QBS		QBS	
Estimated / Actual	Estimated	Actual	Estimated	Actual	Estimated	Actual
Amount in US\$	8,602,564		909,000		5,273,000	
Preparation of ToR		01-Jan-15	1-Aug-17	Not yet started	1-Aug-17	Not yet started
NOL on ToR			20-Aug-17		20-Aug-17	
Advertisement of EoI		05-May-15	24-Aug-17	NA	24-Aug-17	NA
Receipt of REoI		22-Jun-15	25-Sep-17	NA	25-Sep-17	NA
Evaluation of REoI		Evaluation done		NA		NA
SL submitted to WB						
Shortlist gets WB NOL		18-Nov-15				
Preparation of RFP and Short List	30-Oct-14		30-Nov-17		30-Nov-17	
No Objection to RFP and Short List	20-Nov-14		14-Dec-17		14-Dec-17	
Issuance of RFP	30-Nov-14	19-Nov-15	18-Dec-17	NA	18-Dec-17	NA
Deadline for proposals & Bid Opening	29-Jan-15	28-Dec-15	29-Jan-18		29-Jan-18	
Technical Evaluation	31-Mar-15	31-Dec-15	26-Feb-18	NA	26-Feb-18	NA
Technical Evaluation Report submitted to WB			26-Feb-18		26-Feb-18	
No Objection to Technical Evaluation	30-Apr-15	03-Mar-16	12-Mar-18		12-Mar-18	
Financial proposal opening		17-Apr-16	25-Mar-18		25-Mar-18	
Financial evaluation and combined Tech/Fin evaluation report completed			09-Apr-18		09-Apr-18	
Combined Evaluation Report submitted to WB			10-Apr-18		10-Apr-18	
WB gives NOL on combined evaluation			24-Apr-18		24-Apr-18	
Final Evaluation and Negotiation	28-May-15		30-Apr-18		30-Apr-18	
Negotiation		Ongoing	7-May-18		7-May-18	
Negotiated draft contract sent to WB			8-May-18		8-May-18	
WB gives NOL on draft contract	22-Jun-15		20-May-18		20-May-18	
GOB Purchasing Committee (CCGP) approval			10-Jun-18		20-Jun-18	
Contract Signature Date	08-Sep-15		20-Jun-18		30-Jun-18	
Total days of Process (Bid Opening to Contract Signing Date)	222					
Commencement of Services						
End of Contract (Completed)	30-May-20		30-Jun-18		30-Jun-20	

SI	4	5	6
Remarks	<p>NOL on Evaluation of Technical Proposal received on 03 March 2016. Financial Proposal of 1st ranked Firm opened on 17 April 2016. Financial Negotiation meeting with the 1st ranked Firm carried out from 17-21 April 2016 and 22-26 January 2017. It was planned to conclude negotiation by 31 March 2017, but couldn't complete.</p> <p>Tax obligation of the Consultant as per RFP, delayed the procurement process that was solved in the meeting held on September 30, 2017. On request from Client the Consultant (JV of DHI and Delltares) extended the Proposal Validity Period up to 30 November 2017. They were requested to submit Work Schedule, Manning Schedule, Personnel Time costs and Reimbursable Costs, etc. which are yet to be received.</p>	<p>The provision of this Package may be used for training purposes of BWDB officers in different Training Institutes.</p>	<p>This contract will be taken up when Phase-1 has got substantial progress.</p>



SI	1		2		3		4		5	
Description of Services	Consultancy service to Implement (a) Social action plan (incl. setting up WMOs) (b) Social afforestation and c) Integrated Pest Management Plan		Consultancy service to Implement (a) Social action plan (incl. setting up WMOs) (b) Social afforestation and c) Integrated Pest Management Plan		Consultancy service to Implement (a) Social action plan (incl. setting up WMOs) (b) Social afforestation and c) Integrated Pest Management Plan		Consultancy service to Implement (a) Social action plan (incl. setting up WMOs) (b) Social afforestation and c) Integrated Pest Management Plan		Consultancy service to Implement (a) Social action plan (incl. setting up WMOs) (b) Social afforestation and c) Integrated Pest Management Plan	
Package No	CEIP-1/A2 & B1/S1-A		CEIP-1/ B2,B3 & C1/S1-B		CEIP-1/ C2/S1-C		CEIP-1/ C3/S1-D		CEIP-1/ D2/S1-E	
Reference #	CEIP-1/A2 & B1/S1-A		CEIP-1/ B2,B3 & C1/S1-B		CEIP-1/ C2/S1-C		CEIP-1/ C3/S1-D		CEIP-1/ D2/S1-E	
Location / District	Dhaka		Dhaka		Dhaka		Dhaka		Dhaka	
P.P. - Executing Agency:	2014-1-BWDB-BWDB		2014-1-BWDB-BWDB		2014-1-BWDB-BWDB		2014-1-BWDB-BWDB		2014-1-BWDB-BWDB	
Method:	QBS (Quality Based Selection)		QBS		QBS		QBS		QBS	
Estimated / Actual	Estimated	Actual	Estimated	Actual	Estimated	Actual	Estimated	Actual	Estimated	Actual
Amount in US\$	531,232		619,489		459,287		457,830		398,992	
Preparation of ToR	21-Aug-17	21-Aug-17	21-Aug-17	21-Aug-17	21-Aug-17	21-Aug-17	21-Aug-17	21-Aug-17	21-Aug-17	21-Aug-17
NOL on ToR & REoI	24-Aug-17	24-Aug-17	24-Aug-17	24-Aug-17	24-Aug-17	24-Aug-17	24-Aug-17	24-Aug-17	24-Aug-17	24-Aug-17
Approval on TOR and REOI	30-Aug-17	24-Sep-17	30-Aug-17	24-Sep-17	30-Aug-17	24-Sep-17	30-Aug-17	24-Sep-17	30-Aug-17	24-Sep-17
List of NGO from DC	14-Sep-17	02-Nov-17	14-Sep-17		14-Sep-17		14-Sep-17	01-Nov-17	14-Sep-17	
Receipt of REoI	01-Oct-17	22-Oct-17	01-Oct-17		01-Oct-17		01-Oct-17	22-Oct-17	01-Oct-17	
Evaluation of EOI and Approval	31-Oct-17		31-Oct-17		31-Oct-17		31-Oct-17		31-Oct-17	
Receive of Combined Proposal from 1 <sup>st</sup> ranked NGO	07-Nov-17		07-Nov-17		07-Nov-17		07-Nov-17		07-Nov-17	
Negotiation	28-Nov-17		28-Nov-17		28-Nov-17		28-Nov-17		28-Nov-17	
Notification of Intention of Award										
Contract Signature Date										
Total days of Process (Bid Opening to Contract Signing Date)										
Commencement of Services										
End of Contract (Completed)										
Remarks			List of effective NGOs is yet to receive from DC Bagerhat		List of effective NGOs is yet to receive from DC Pirojpur				List of effective NGOs is yet to receive from DC Patuakhali	

**Table 5.1b: Procurement Process Tracking Report Consulting Services (Individual Consultants) as on 30 September 2017**

SI No	1		2			3		4		5		
Description of Services	International Procurement Expert (Panel)		International Technical Expert (Panel)			Procurement Expert (National) for Panel		Individual Consultant as Procurement Specialist PMU (Nat'l)		Individual Consultant as Financial Management Specialist (National)		
Package No	CEIP-1/ D1/S05		CEIP-1/ D1/S06			CEIP-1/ D1/S07		CEIP-1/ D1/S08		CEIP-1/ D1/S09		
Reference #	CEIP-1-8-IC-CI-CEIP-1/ D1/S05		CEIP-1-9-IC-CI-CEIP-1/ D1/S06			CEIP-1-10-IC-CI-CEIP-1/ D1/S07		CEIP-1-11-IC-CI-CEIP-1/ D1/S08		CEIP-1-27-IC-CI-CEIP-1/D1/S09		
Location / District	Dhaka		Dhaka			Dhaka		Dhaka		Dhaka		
P.P. - Executing Agency:	2014-1-BWDB-BWDB		2014-1-BWDB-BWDB			2014-1-BWDB-BWDB		2014-1-BWDB-BWDB		2014-1-BWDB-BWDB		
Method:	IC		IC			IC		IC		IC		
Estimated / Actual	Estimated	Actual	Estimated	Actual 1 <sup>st</sup>	Actual 2 <sup>nd</sup>	Estimated	Actual	Estimated	Actual	Estimated	Actual 1 <sup>st</sup>	Actual 2 <sup>nd</sup>
Amount in US\$	1,104,590	0.43 0.564 million <sup>4</sup> 0.642 <sup>5</sup>	1,104,590	0.17 million	0.490 million	225,641	0.111 million 0.134 million <sup>6</sup>	384,295	0.121 million <sup>7</sup> 0.054 million <sup>8</sup>	247,000	0.113 million <sup>9</sup>	0.101 million <sup>10</sup>
Preparation of ToR		Both ToR & EoI Finalized		Both ToR & EoI Finalized		ToR Finalized		ToR & REoI Finalized		Fresh REoI Finalized	Fresh REoI Finalized	
NOL to the TOR	14-Oct-13	27-Jul-13	31-Oct-13	31-Jul-13		31-Oct-13	11-Jun-13	31-Oct-13	02-Jul-13	31-Dec-13	11-Dec-13	
Advertisement of EoI		31-Jul-13		06-Aug-13		No Advertisement			28-Jul-13		03-Nov-14	16 Mar 2016
Receipt of REoI		25-Aug-13		29-Aug-13		Only CV of were collected			20-Aug-13		01-Dec-14	14 Apr-16
Evaluation of REoI		Evaluated and concurred by WB		Evaluation done		Evaluated and concurred by WB			Evaluated and concurred by WB		Evaluated and concurred by WB	Evaluated and concurred by WB on 13-Apr-17
Shortlist submitted to WB												
Shortlist gets WB NOL												
Combined Evaluation Report submitted to WB												
WB gives NOL on combined evaluation												
Negotiation												

<sup>4</sup> 1<sup>st</sup> amended Contract Price

<sup>5</sup> 2<sup>nd</sup> amended Contract Price

<sup>6</sup> Fresh Contract Price

<sup>7</sup> Original Contract Price with Mr. A.K.M.Bodruddoza and contract ended on 31 October 2016.

<sup>8</sup> Fresh Contract Price with Mr. A.K.M.Bodruddoza

<sup>9</sup> Contract Price with Mr. Nasir Ahmed and he resigned on 29-02-2016. So, fresh contract with Mr. Michael Gomes was executed.

<sup>10</sup> Contract Price with Mr. Michael Gomes

SI No	1		2			3		4		5		
Description of Services	International Procurement Expert (Panel)		International Technical Expert (Panel)			Procurement Expert (National) for Panel		Individual Consultant as Procurement Specialist PMU (Nat'l)		Individual Consultant as Financial Management Specialist (National)		
Negotiated draft contract to WB												
WB gives NOL- draft contract												
<b>Contract Signature Date</b>	31-Dec-13	25-Nov-13	30-Jan-14	05-Mar-14	13-Apr-15	31-Dec-13	25-Nov-13	31-Dec-13	21-Nov-13	29-May-14	02-Mar-15	24-Apr-17
Contract signed		25-Nov-13					25-Nov-13		21-Nov-13		.	
<b>Total days of Process (receipt of EOI to contract signing)</b>	92		188					116		93 375		
<b>End Date of Activity</b>	28-Feb-17		31-Mar-18			1130-Jun-18		1231-Oct-17		30-Oct-19 31-Oct-19		
<b>Remarks</b>	<p>Contract Agreement between BWDB and Mr. Narayan D. Sharma was signed on 25 Nov, 2013. Contract Agreement was sent to WB. Period of contract expired on 30 October 2016 which was extended up to 31 January 2017.</p> <p>3rd time extension up to 28-02-2018 with increase of inputs by 50 days has been approved.</p>		<p>Contract with Daniel Thirion was over on 04 March, 2015. Fresh Contract Agreement between BWDB and Mr. I A Khan was signed on 13 April, 2015. Contract Agreement was sent to WB. Panel member is now on board. Contract under execution.</p>			<p>Contract Agreement between BWDB and Mr. M. Aminul Haque was signed on 25 Nov, 2013. Contract Agreement was sent to WB. Panel member is now on board. Allotted 300 days input of Mr. Haque was consumed in October 2015.</p> <p>Fresh contract for 200 days was signed on 14 June 2016 over a period of 32 (thirty-two) months [FY 2015-2016 to FY 2017-2018]</p>		<p>Contract with Mr. A.K.M. Bodruddoza ended on 31 October 2016.</p> <p>Fresh contract for 12 months was signed on 14 March, 2017 with retroactive commencement date from 01 November 2016.</p>		<p>Contract Agreement with Mr. Md. Nasser Ahmed was signed on 02 March, 2015. The FMS resigned on 29 Feb.2016. Fresh 35 Nos. REoI were received on 14 April 2016.</p> <p>Negotiation with 3<sup>rd</sup> ranked candidate Mr. Michael Gomes was carried out by PEC on 06 April 2017. WB's NOL obtained.</p> <p>Fresh contract with Mr. Michael Gomes was signed on 24-04-2017.</p>		

<sup>11</sup> As per fresh contract signed on 14 June 2016

<sup>12</sup> As per fresh contract signed on 14 March 2017

**Table 5.1b: Procurement Process Tracking Report Consulting Services (Individual Consultants) as on 30 September 2017**

SI No	6		7			8		9		
Description of Services	Individual Consultant as Sr. Environment Specialist (PMU/Dhaka)		Individual Consultant as Sr. Social Specialist (PMU/Dhaka)			Individual Consultant as Sr. Forestry Specialist (PMU/Dhaka)		Individual Consultant as Communication officer (PMU/Dhaka)		
Package No	CEIP-1/ D1/S10		CEIP-1/ D1/S11			CEIP-1/D1/S12		CEIP-1/ D1/S13		
Reference #	CEIP-1-28-IC-CI-CEIP-1/D1/S10		CEIP-1-29-IC-CI-CEIP-1/D1/S11			CEIP-1-30-IC-CI-CEIP-1/D1/S12		CEIP-1-31-IC-CI-CEIP-1/D1/S13		
Location / District	Dhaka		Dhaka			Dhaka		Dhaka		
P.P. - Executing Agency:	2014-1-BWDB-BWDB		2014-1-BWDB-BWDB			2014-1-BWDB-BWDB		2014-1-BWDB-BWDB		
Method:	IC		IC			IC		IC		
Estimated / Actual	Estimated	Actual	Estimated	Actual 1 <sup>st</sup>	Actual 2 <sup>nd</sup>	Estimated	Actual	Estimated	Actual	Actual
Amount in US\$	212,000	0.101 million	212,000	0.0884 million	0.0648 million	212,000	0.083 million	131,000		0.067 million
Preparation of ToR		ToR & REOI finalized		ToR & REOI finalized	19 Jan 2017		1-Jan-17		ToR & REOI finalized	ToR & REOI finalized
NOL to the TOR	24-Jun-14		29-Apr-14	15-Apr-14	25-Jan-17	29-Dec-15	12-Jan-17	17-Aug-14		
Advertisement of EoI		21-Oct-14		21-Apr-14	14-Mar-17		14-Mar-17		23-Nov-14 (1 <sup>st</sup> ) 24-Jan-16 (2 <sup>nd</sup> )	
Receipt of REOI		18-Nov-14		15-May-14	12-Apr-17		12-Apr-17		15-May-15 (1 <sup>st</sup> ) 24-Feb-16 (2 <sup>nd</sup> )	
Evaluation of REOI		Evaluated and concurred by WB		Evaluated & WB concurred	23 May-17		23-May-17		Evaluated & concurred by WB	Evaluated & concurred by WB
Shortlist submitted to WB										
Shortlist gets WB NOL										
Evaluation Report submitted to WB										
WB gives NOL on combined evaluation										
Negotiation										
Negotiated draft contract sent to WB										
WB gives NOL on draft contract										19-Oct-17
Contract Signature Date	27-Nov-14	13-Apr-15	17-Jul-14	02-Oct-14	02-Aug-17	28-Apr-16	02-Aug-17	31-Dec-14	28-Mar-17	
Total days of Process		146		140	147					
End Date of Activity		12 April 2018		<sup>13</sup> 03-Jan-17	01-Aug-19		01-Aug-19		TBD	TBD

<sup>13</sup> Contract ended due to resignation of the Consultant. Fresh procurement in process.

SI No	6	7	8	9
Description of Services	Individual Consultant as Sr. Environment Specialist (PMU/Dhaka)	Individual Consultant as Sr. Social Specialist (PMU/Dhaka)	Individual Consultant as Sr. Forestry Specialist (PMU/Dhaka)	Individual Consultant as Communication officer (PMU/Dhaka)
Remarks	Contract Agreement between BWDB and Dr. Asadul Alam was signed on 13 April, 2015. The Senior Environmental Specialist is now on board.	Contract Agreement between BWDB and Mr. Md. Hasanur Rahman was signed on 02 Oct, 2014.  He resigned from the services on 03 January 2017 giving 28 days' notice.  Fresh procurement is completed and the Consultant is on board	Procurement process has been initiated.  Procurement is completed and the Consultant is on board	Two (2) EOI were earlier received at first invitation. So, fresh EOI was invited and 6 Nos. were received on 24 February 2016.  Contract Agreement between BWDB and Mr. A K M Rahmat Ali Howlader was signed on 28 March 2017. But he didn't join. Negotiation with 2nd candidate failed.  So, fresh procurement was initiated through collection of CVs as per suggestions of WB. CV Evaluation Report, Financial Negotiation Report and Draft Contract have been sent to Board for approval by HoPE.

**Table 5.1b: Procurement Process Tracking Report Consulting Services (Individual Consultants) as on 30 September 2017**

**3 of 4**

SI No	10		11		12		13		14	
Description of Services	Individual Consultant as Senior Revenue Officer (PMU/Dhaka)		Individual Consultant as Social Specialist/Economist (PMU/Field)		Individual Consultant as Environment Specialist (PMU/Field)		IPoE for Coastal Morphologist and Estuarine/Tidal Hydraulics Expert		IPoE for Hydrodynamics & Coastal Modeling Expert	
Package No	CEIP-1/ D1/S14		CEIP-1 /D1/S15		CEIP-1/ D1/S16		CEIP-1/ D1/S17		CEIP-1/ D1/S18	
Reference #	CEIP-1-32-IC-CI-CEIP-1/D1/S14		CEIP-1-33-IC-CI-CEIP-1/D1/S15		CEIP-1-34-IC-CI-CEIP-1/D1/S16		CEIP-1-35-IC-CI-CEIP-1/D1/S17		CEIP-1-36-IC-CI-CEIP-1/D1/S18	
Location / District	Khulna		Khulna		Khulna		Dhaka		Dhaka	
P.P. - Executing Agency:	2014-1-BWDB-BWDB		2014-1-BWDB-BWDB		2014-1-BWDB-BWDB		2014-1-BWDB-BWDB		2014-1-BWDB-BWDB	
Method:	IC		IC		IC		IC		IC	
Estimated / Actual	Estimated	Actual	Estimated	Actual	Estimated	Actual	Estimated	Actual	Estimated	Actual
Amount in US\$	131,000	0.0847 million 0.0644 million	131,000	0.0578 million	131,000	0.0481 million	181,600		181,600	
Preparation of ToR		ToR prepared and finalized		1-Jan-17		Prepared		28- Nov-16		28- Nov-16
NOL to the TOR	23-Dec-13	22-Dec-13	24-Sep-14	3-Jan-17	24-Sep-14	28-Dec-16	24-Sep-14	13 Dec 16		13-Dec-16
Advertisement of EoI		30-Dec-13		14-Mar-17		12- Feb- 17		30 July-17		30 July-17
Receipt of REoI		06-Feb-14		12-Apr-17		14-Mar-17		14 Sep-17		14 Sep-17
Evaluation of REoI		Evaluated and concurred by WB		Evaluation completed		Only 2(two) applications were received. PEC decided re-invitation of REoI.		Only 1(one) EoI application was received. PEC decided invitation of fresh REoI. WB concurred		Only 1(one) EoI application was received. PEC decided invitation of fresh REoI. WB concurred
Shortlist submitted to WB										
Shortlist gets WB NOL										
Combined Evaluation Report submitted to WB						NA				
WB gives NOL on combined evaluation										
Negotiation										
Negotiated draft contract sent to WB						07-Sep-17				
WB gives NOL on draft contract						05-Oct-17				
Contract Signature Date	29-May-14	12-Aug-14	31-Dec-14	20-Jul-17	31-Dec-14	30-Oct-17	31-Dec-14			
Total days of Process		187		100						
Commencement of Services										

SI No	10	11	12	13	14
Description of Services	Individual Consultant as Senior Revenue Officer (PMU/Dhaka)	Individual Consultant as Social Specialist/Economist (PMU/Field)	Individual Consultant as Environment Specialist (PMU/Field)	IPoE for Coastal Morphologist and Estuarine/Tidal Hydraulics Expert	IPoE for Hydrodynamics & Coastal Modeling Expert
End Date of Activity	<sup>14</sup> 22-Dec-16	30-Jun-17   19-Jul-19	30-Jun-17	30-Jun-20	30-Jun-20
Remarks	<p>Contract Agreement between BWDB and Mr. M A Saleque was signed on 12 Aug, 2014. Contract ended on 22 Dec 2016.</p> <p>Procurement of the services of Mr. M A Saleque on sole source basis under a fresh Contract for 18 months is in process. Negotiation was conducted by PEC on 06 April 2017. <a href="#">Financial Negotiation Report and Draft Contract have been sent to Board for approval by HoPE.</a></p> <p>The Sr. Revenue specialist has been continuing his input.</p>	<p>Bank has provided NoL on ToR on 03 January 2017.</p> <p>Eol received on 12 April 2017 and <b>evaluated. Consultant is on Board.</b></p>	<p>Bank provided NoL on ToR and REOI on 28 December 2016.</p> <p>Eol received on 14 March 2017. Only 2 (two) applications were received. PEC in its meeting on 06 April 2017, recommended for fresh invitation. WB suggested to collect CVs through direct approach and to evaluate including the 2 Eols received earlier.</p> <p><a href="#">Procurement completed and the Consultant is on board.</a></p>	<p>PMU, CEIP-1 with the assistance of existing IPoE member, TL-DSC and TL-M&amp;EC, has reviewed the ToR of the remaining four IPoE members and are of the opinion that positions of Coastal, Estuarine and River Morphologist and Sediment/Tidal Management Expert might be merged and named as Coastal Morphologist and Estuarine/Tidal Hydraulics Expert. Accordingly, restructured proposal was sent to WB on 28 September 2016. WB accepted the proposal on 07 November, 2016.</p> <p><a href="#">Only 1(one) REol received on scheduled date of 14 September 2017. So, invitation of fresh REol has been initiated.</a></p>	<p>Proposal for inclusion of one new IPoE member as “Hydrodynamic and Coastal Modelling Expert” was sent to WB on 28 September 2016. WB accepted the proposal on 07 November, 2016.</p> <p><a href="#">Only 1(one) REol received on scheduled date of 14 September 2017. So, invitation of fresh REol has been initiated</a></p>

<sup>14</sup> 1<sup>st</sup> contract ended. So, fresh contact on SSB in process.

**Table 5.1b: Procurement Process Tracking Report Consulting Services (Individual Consultants) as on 30 September 2017**

SI No	15	16	17
<b>Description</b>	IPoE for Design Expert in Embankment and Hydraulic Structures	IPoE for Social Expert	IPoE for Environment, Water Management and Polder Expert
Description of Services	CEIP-1/ D1/S19	IPoE for Social Expert=1 No	IPoE for Environment, Water Management and Polder Expert = 1 No
Package No	CEIP-1-37-IC-CI-CEIP-1/D1/S19	CEIP-1/ D1/S20	CEIP-1/ D1/S21
<b>Reference #</b>	Dhaka	CEIP-1-38-IC-CI-CEIP-1/D1/S20	CEIP-1-39-IC-CI-CEIP-1/D1/S21
<b>Location / District</b>	2014-1-BWDB-BWDB	Dhaka	Dhaka
<b>P.P. - Executing Agency:</b>	IC	2014-1-BWDB-BWDB	2014-1-BWDB-BWDB
<b>Method:</b>	Estimated Actual	IC	IC
<b>Estimated / Actual</b>	165,000	Estimated Actual	Estimated Actual
<b>Amount in US\$</b>	01-Jan -17	165,000	0.124 million
Preparation of ToR	24-Sep-14	19 Jan 17	Prepared
<b>NOL to the TOR</b>	30 July-17	24-Sep-14	07-Nov-16
Advertisement of EoI	14 Sep-17		NA <sup>15</sup>
Receipt of REoI	Only 2(two) EoI applications were received. PEC decided invitation of fresh REoI. WB concurred		NA
Evaluation of REoI			NA
Shortlist submitted to WB			
Shortlist gets WB NOL			
Combined Evaluation Report submitted to WB			
WB gives NOL on combined evaluation			
Negotiation			

18	19
Accounting and Financial Management System Specialist (AFMSS) (National)	Procurement of Individual Consultant as Information Technology Specialist (ITS) (National)
Procurement of Individual Consultant as Accounting and Financial Management System Specialist (AFMSS) (National) = 1 No	Information Technology Specialist (ITS) (National) = 1 No
CEIP-1/ D1/S24	CEIP-1/ D1/S25
Dhaka	Dhaka
IC	IC
Estimated Actual	Estimated Actual
14-Feb-16	14-Feb-16
NA Through collection of 3 CVs	NA Through collection of 3 CVs
10-Mar-16	10-Mar-16
Foot Note <sup>16</sup>	Foot Note <sup>17</sup>

<sup>15</sup> Procured by collection of CVs through direct approach.

<sup>16</sup> It has been decided that this service will be procured by Board through GoB's fund

<sup>17</sup> It has been decided that this service will be procured by Board through GoB's fund



SI No	15	16	17
<b>Description</b>	IPOE for Design Expert in Embankment and Hydraulic Structures	IPOE for Social Expert	IPOE for Environment, Water Management and Polder Expert
Negotiated draft contract sent to WB		31-May-17	
WB gives NOL on draft contract		07 June -17	12-Mar-15
<b>Contract Signature Date</b>	31-Dec-14	31-Dec-14	31-Dec-14
Contract signed		17 Jul-17	23-Mar-15
<b>Total days of Process</b>			
Commencement of Services	.		
<b>End Date of Activity</b>	30-Jun-20	30-Jun-20	30-Jun-20
Remarks	ToR was sent to WB on 1-Jan-17. Bank approved ToR on 19 January 2017.  Only 2(two) REoI received on scheduled date of 14 September 2017. So, invitation of fresh REoI has been initiated.	WB provided NoL on ToR on 07 November 2016 and concurred 3 CV approach for the selection of the social IPOE on 28 November 2016.  Procurement completed and the IPOE is now on board.	Bank's NOL on Draft Contract was received on 12 March, 2015. Contract Agreement between BWDB and Dr. Ainun Nishat as IPOE was signed on 23 March 2015.  The IPOE is now on board.

18	19
Accounting and Financial Management System Specialist (AFMSS) (National)	Procurement of Individual Consultant as Information Technology Specialist (ITS) (National)
This is a new Package concurred by World Bank and entered into Revised Procurement Plan (PP- 2016-1).  But it was decided that this service will be procured through GoB's revenue budget. This Package is dropped.	This is a new Package concurred by World Bank and entered into Revised Procurement Plan (PP- 2016-1).  But it was decided that this service will be procured through GoB's revenue budget. This Package is dropped.

## Annex 5.2a: Procurement Status and Plans - Works

As per the DPP, there are 4 packages of Works under the project. But these packages were reviewed and decided that works contract will be three packages. Package -01 has already contacted out. Package-02 is under way of procurement. Package -03 is yet to initiate. Initiated-procurement as per the statement of “Status of Procurement” as on **30 September 2017** is described below:

SI. No	1		2 (Revs.)		3 (Revs.)		4
Description of Works	Rehabilitation / Reconstruction & Upgrading of Polder 32, 33, 35/1 and 35/3 under Coastal Embankment Improvement Project, Phase-1, (CEIP-1).		<sup>18</sup> Rehabilitation and upgrading of Polder 14/1, 15, 16, 17/1, 17/2 & 23 (Actual Nos. of Polder in package are 39/2C, 40/2, 41/1, 43/2C, 47/2 and 48)		<sup>19</sup> Rehabilitation and upgrading of Polder 48,47/2 & 43/2C (Actual Nos. of Polder in this Package are 14/1, 15, 16, 17/1, 17/2, 23 & 34/3)		<sup>20</sup> Rehabilitation and upgrading of Polder 40/2, 41/1, 34/3 and 39/2C
Package No	CEIP-1/W-1		CEIP-1/W-2 (revised)		CEIP-1/W-3 (revised)		
Reference #	CEIP-1-12-LPIPQ-O-CEIP-1/W-01		CEIP-1-13-LPIPQ-O-CEIP-1/W-02 (Rvsd.)		CEIP-1-13-LPIPQ-O-CEIP-1/W-03 (Rvsd.)		
Districts	Khulna		Patuakhali, Barguna and Pirojpur				
P.P. - Executing Agency:	2014-1-BWDB - BWDB		2014-1-BWDB - BWDB		2014-1-BWDB - BWDB		
Method:	ICB with post-qualification <sup>21</sup>		ICB with post-qualification		ICB		
Estimated / Actual	Estimated	Actual	Estimated	Actual	Estimated	Actual	
Amount in US\$	104,276,026.00	88,216,800.37 <sup>22</sup>	150,355,767.20	137,969,172.60 <sup>23</sup>	86.66 million USD		
Preparation of Document							
Tender Docs Submitted to WB		02-Mar-15		14-Oct-15, 09-Nov-15			
Bank's NOL	30-Jun-14	09-Mar-15	03-Jan-16	03-Dec-15			
Publication / Invitation	15-Jul-14	10-Mar-14	10-Jan-16	04-Dec-15			
Deadline tenders & Bid Opening	14-Sep-14	25-May-15	14-Mar-16	24-Mar-16			
Evaluation of Bids	18-Oct-14	13-Jun-15	18-Apr-16	19-Jun-16			
WB gives NOL on evaluation		19-Jul-15		04-Aug-16			
Negotiated draft contract sent to WB							
No Objection to Evaluation Report	10-Nov-14		09-May-16				
GOB Purchasing Committee approval		09-Sep-15		20-Aug-16			
Issuing NOA		21-Sep-15		15-Dec-16			

<sup>18</sup> Nos. of Polders for this Package have been changed as '39/2C, 40/2, 41/1, 43/2C, 47/2 and 48' instead of previously included Nos of '14/1,15,16,17/1,17/2 & 23'

<sup>19</sup> All the three (3) Polders of this Package (43/2C, 47/2 and 48) have been included under Package No.CEIP-1/W-02. So, this Package has been rearranged in terms of inclusion new Polders from Package #2 and # 4

<sup>20</sup> Out of four (4) Polders, three (3) (40/2, 41/1 and 39/2C) have been included under Package CEIP-1/W-02. The remaining one (1) is included in Package #3 and this Package has been declared void.

<sup>21</sup> Method has been changed from ICBPQ (International Competitive Bidding with pre-qualification) to ICB (with post qualification)

<sup>22</sup> Original Contract Value of W-01 is BDT 6,969,127,229.

<sup>23</sup> Original Contract Value of W-02 is BDT 10,899,564,634.65.

SI. No	1		2 (Revs.)		3 (Revs.)		4
Description of Works	Rehabilitation / Reconstruction & Upgrading of Polder 32, 33, 35/1 and 35/3 under Coastal Embankment Improvement Project, Phase-1, (CEIP-1).		<sup>18</sup> Rehabilitation and upgrading of Polder 14/1, 15, 16, 17/1, 17/2 & 23 (Actual Nos. of Polder in package are 39/2C, 40/2, 41/1, 43/2C, 47/2 and 48)		<sup>19</sup> Rehabilitation and upgrading of Polder 48,47/2 & 43/2C (Actual Nos. of Polder in this Package are 14/1, 15, 16, 17/1, 17/2, 23 & 34/3)		<sup>20</sup> Rehabilitation and upgrading of Polder 40/2, 41/1, 34/3 and 39/2C
Contract signed	09-Jan-15	01-Nov-15	28-Jun-16	08 March 2017			
Advance Issued							
Commencement of Services		26-Jan-16					
Total days of Process	117	160	106				
End of Contract (Completed)	31/12/2017		30/06/2018				
Remarks	7 Nos. Bids were received and M/S The First Engineering Bureau of Henan Water Conservancy of China was awarded the contract. Contract was signed on 01 Nov 2015.  Civil works are going on.		7 Nos. Bids were received.  Chongqing International Construction Corporation was awarded with the Contract.  Contract was signed on 08 March 2017. Contractor started mobilization works.		Due to shortfall of fund, it has been decided to drop this package		This Package will be treated void since the polders under this package have been incorporated in the packages 2 & 3 (re-arranged)

### Annex 5.3a: Procurement Status and Plans - Goods

As per the DPP, 14 items of Goods would be procured. Among them, 6 items were initiated for procurement as per the statement of “Status of Procurement” as on **30 September 2017**, which is described below:

SI No	1		2		3		4		5		6	
Description of Goods	Procurement of Motor Vehicles a) 4-WD Jeep/Cross Country (Total 10 Nos.) b) Micro Bus-(Total 1 No.)		Procurement of Motor Cycle- 10 Nos		Supply of Desktop Computer, Laptop, Printer, & UPS with Accessories under CEIP-1		Procurement of Engineering Equipment: a) Levelling instrument with accessories -5 & b) Total Station-3 Nos.		Office Equipment: 1) Multimedia Projector, 2) Air cooler, 3) PABX Intercom System, 4) Photocopier, 5) Fax, 6) Scanner, and 7) Plotter (36" Size) with accessories and related services under CEIP-1.		Procurement of Office Furniture under CEIP-1.	
Package No	CEIP-1/ G-1		CEIP-1/ G-2		CEIP-1/ G-4		CEIP-1/ G-5		CEIP-1/ G-6		CEIP-1/ G-7	
Reference #	CEIP-1-1-LPI-B-CEIP-1/G-1		CEIP-1-16-NCB-B-CEIP-1/G-2		CEIP-1-3-NCB-B-CEIP-1/G-4		CEIP-1-18-NCB-B-CEIP-1/G-5		CEIP-1-20-LPI-B-CEIP-1/G-6			
Districts	Dhaka		Dhaka		Dhaka		Dhaka		Dhaka		Dhaka	
P.P. - Executing Agency:	2014-1-BWDB - BWDB		2014-1-BWDB - BWDB		2014-1-BWDB - BWDB		2014-1-BWDB - BWDB		2014-1-BWDB - BWDB		2014-1-BWDB - BWDB	
Method:	NCB (National Competitive Bidding)		NCB (National Competitive Bidding)		NCB (National Competitive Bidding)		NCB (National Competitive Bidding)		NCB (National Competitive Bidding)		NCB (National Competitive Bidding)	
Estimated / Actual	Estimated	Actual	Estimated	Actual	Estimated	Actual	Estimated	Actual	Estimated	Actual	Estimated	Actual
Amount in US\$	1,000,000	749,427	19,231	23,248	62,000	64,643	19,880	10,333	30,000	27,771		
Preparation of Tender Document		17-Dec-14										
No Objection Documents	28-Feb-14	25-Dec-14	NA	NA	19-Mar-14	18-Mar-14	NA	NA				
Publication / Invitation	07-Mar-14	20 Oct 2015 (4th call)	02-Oct-14	08-Jul-15	22-Mar-14	19-Mar-14	17-Sep-14	08-Jul-15	01-Apr-14	01-Apr-14		17-Feb-16
Deadline tenders & Bid Opening	06-May-14	19-Nov-15	27-Oct-14	10-Aug-15	19-Apr-14	09-Apr-14	15-Oct-14	10-Aug-15	01-May-14	12-May-14		
Evaluation of Bids	05-Jun-14	02-Dec-15	25-Nov-14	07-Sep-15	19-May-14	28-Apr-14	12-Nov-14	06-Sep-15	31-May-14	29-May-14		
No Objection to Evaluation Report	19-Jun-14	NA	NA	NA	03-Jun-14	11-May-14	NA	NA	NA	NA		
Work order / Contract Date	18-Aug-14	07-Jan-16	16-Dec-14	04-Oct-15	08-Jul-14	08-Jun-14	03-Dec-14	04-Oct-15	05-Jul-14	09-Jun-14		
Total days of Process (between Bid Opening and Contract Signature Date)	104	49	50	55	80	60	49	55	65	28		
End of Contract (Completed)	31-Dec-14	04 Feb 2016	25-Jan-15	22-Nov-15	05-Aug-14	29-Jun-14	31-Dec-14	22-Nov-15	02-Aug-14	29 Jun 2014		
Remarks	* Contract for 1 No. Microbus (Lot No.2) executed on 18 Nov 2015. Supply completed ** Contract for 10 Nos. 4WD (Lot No.) vehicle executed on 07 January 2016. Supply completed		Tender was evaluated by BWDB TEC members. Contract executed on 04 October 2015. Supply completed		All Desktop Computer, Laptop, Printer, & UPS with Accessories were received.		Tender was evaluated by BWDB TEC members. Contract executed on 04 October 2015. Supply completed.		Tender was evaluated by BWDB TEC members. Work Order issued on 01 June 2014. All office equipment were supplied.		All office Furniture were supplied.	

### Annex 5.3b Procurement Plan of Goods as per DPP

Package No	Description of Procurement as per TAPP/DPP Goods	Unit	Quantity	Procurement Method & (Type)	Contract Approving Authority	Source of Funds	Estimated Cost/ Contract Price (Million USD)	Indicative Dates			Remarks
								Invitation for Tender	Signing of Contract	Completion of Contract	
1	2	3	4	5	6	7	8	9	10	11	12
CEIP-1/G-01	Procurement of Motor Vehicles a) 4-WD Jeep/Cross Country (Total 15 Nos.) b) Micro Bus-(Total 2 Nos.)	Nos	Motor Vehicle-10 Nos, Microbus-2 Nos	OTM(ICB)	HOPE	WB/IDA	0.75	August,2013	October,2013	April,2014	Contract for 1 No. Microbus (Lot No.2) executed on 18 November 2015 and supply completed. Contract for 10 Nos. 4WD (Lot No.) vehicle executed on 07 January 2016 and supply completed
CEIP-1/G-02	Procurement of Motor Cycle- 20	Nos	Motor Cycle-10 Nos	OTM(NCB)	PD	WB/IDA	0.0234	September,2013	October,2013	February,2014	Tender was evaluated by BWDB TEC members. Contract executed on 04 October 2015. Supply completed
CEIP-1/G-03	Procurement of Speed Boat with engine & other accessories (Total 9 nos.)	Nos	Speed Boat-5 Nos	OTM(NCB)	PD	WB/IDA	0.0609				Will be procured by December 2018
CEIP-1/G-04	Procurement of a) Computer - (Total 35 Nos, Laptop-10+Desktop-25), b) Colour/Black & White Printer-A3/A4 (Total 20 Nos), c) UPS= (Total 25 Nos), d) IPS = 10 Nos with ancillaries	Nos	Computers - a) Laptop-5 Nos, Desktop-20 Nos, b) Printer-10 Nos, c) UPS-20 Nos, d) IPS-5 Nos with ancillaries	OTM(NCB)	PD	WB/IDA	0.065	August,2013	September,2013	December,2014	3 Tenders received on 09 April, 2014 and Evaluation done. Work Order issued on 12 May 2014. All Desktop Computer, Laptop, Printer, & UPS with Accessories were received.
CEIP-1/G-05	Engineering Equipment- a) Levelling instrument with accessories (Total-10 Nos), Total Station (Total-5 Nos)	Nos	a) Levelling instrument - 5 Nos.; b) Total Station-3 Nos	OTM(NCB)	PD	WB/IDA	0.0103	October,2013	November,2013	January,2014	Tender was evaluated by BWDB TEC members. Contract executed on 04 October 2015. Supply completed.

Package No	Description of Procurement as per TAPP/DPP Goods	Unit	Quantity	Procurement Method & (Type)	Contract Approving Authority	Source of Funds	Estimated Cost/ Contract Price (Million USD)	Indicative Dates			Remarks
								Invitation for Tender	Signing of Contract	Completion of Contract	
1	2	3	4	5	6	7	8	9	10	11	12
CEIP-1/G-06	Office equipment with accessories a) Multimedia Projector(Total 4 Nos), b) Air cooler- (Total-10 Nos), c) PABX Intercom System -1 Set, d) Photocopier 10 Nos. e) Fax- 10 Nos., f) Scanner A3 Size- 4 Nos., g) Spiral Binding machine 4 Nos, h) Plotter Ao Size-1 No	Nos	a) Multimedia Projector- 2 Nos, b) Aircooler- 5 Nos, c) PABX Intercom System- 1 set d) Photocopier- 5 Nos, e) Fax-4 Nos, f) Scanner-2 Nos, g) Spiral Binding Machine- 2 Nos,h) Plotter Ao Size -1 No	OTM(NCB)	PD	WB/IDA	0.028	August,2013	September,2013	January,2014	Tender was evaluated by BWDB TEC members. Work Order issued on 01 June 2014. All office equipment were supplied.
CEIP-1/G-07	Furniture (For Project Director, CEIP-1 BWDB, office)	LS	LS	OTM(NCB) /RFQ	PD	WB/IDA	0.0064	August,2013	September,2013	October,2014	All the furniture were supplied
CEIP-1/G-08	Procurement of Motor Vehicles a) 4-WD Jeep/Cross Country (Total 15 Nos.) b) Micro Bus- (Total 2 Nos.)	Nos	Motor Vehicle-05 Nos	OTM(ICB)	PD	WB/IDA	0.449	01 January2018	05 May 2018		Program revised. Revised Procurement Plan (PP- 2016-1) was prepared and sent to WB on 27 February 2017
CEIP-1/G-09	Procurement of Motor Cycle- Total= 20 Nos	Nos	Procurement of Motor Cycle-10 Nos	OTM(NCB)	PD	WB/IDA	0.019			December 2018	Program revised. Revised Procurement Plan (PP- 2016-1) was prepared and sent to WB on 27 February 2017
CEIP-1/G-10	Procurement of Speed Boat with engine & other accessories (Total 09 nos.)	Nos	Speed Boat-4 Nos	OTM(NCB)	PD	WB/IDA	0.051			June 2019	Program revised. Revised Procurement Plan (PP- 2016-1) was prepared and sent to WB on 27 February 2017
CEIP-1/G-11	Procurement of a) Computer- (Total 36 Nos, Laptop-10 + Desktop-25), b) Colour/Black & White Printer( Total 20 Nos), C) UPS= (Total 15 Nos), d) IPS = 10 Nos with ancillaries	Nos	Computers- a) Laptop-5 Nos, Desktop-5 Nos; b) Printer-10 Nos, c) UPS-5 Nos, d) IPS-5 Nos with ancillaries	OTM(NCB)	PD	WB/IDA	0.041	05 July 2017	28 September 2017	20 November 2017	Program revised. Revised Procurement Plan (PP- 2016-1) was prepared and sent to WB on 27 February 2017

Package No	Description of Procurement as per TAPP/DPP Goods	Unit	Quantity	Procurement Method & (Type)	Contract Approving Authority	Source of Funds	Estimated Cost/ Contract Price (Million USD)	Indicative Dates			Remarks
								Invitation for Tender	Signing of Contract	Completion of Contract	
1	2	3	4	5	6	7	8	9	10	11	12
CEIP-1/G-12	Engineering Equipment -a) Levelling instrument with accessories (Total - 10 Nos) Total Station-) Total- 5 Nos)	Nos	a) Levelling instrument - 5 Nos.; b) Total Station-2 Nos	OTM(NCB)	PD	WB/IDA	0.015			June 2019	Program revised. Revised Procurement Plan (PP- 2016-1) was prepared and sent to WB on 27 February 2017
CEIP-1/G-13	Office equipment with accessories a) Multimedia Projector (Total 4 Nos), b) Air cooler- (Total-10 Nos), c) PABX Intercom System -1 Set, d) Photocopier 10 Nos. e) Fax- 10 Nos. f) Scanner A3 Size 4 Nos., g) Spiral Binding machine 4 Nos, h) Plotter Ao Size-1 No.	Nos	a) MultiMedia Projector- 2 Nos, b) Aircooler- 5 Nos, c) Photocopier- 5 Nos, d) Fax-6 Nos, e) Scanner- 2 Nos, f) Spiral Binding Machine- Mos	OTM(NCB)	PD	WB/IDA	0.023			December 2018	Program revised. Revised Procurement Plan (PP- 2016-1) was prepared and sent to WB on 27 February 2017
CEIP-1/G-14	Procurement of Motor: Micro Bus – 1 No	Nos	Micro Bus – 1 No				0.06			December 2018	This is a new Package concurred by World Bank and entered into Revised Procurement Plan (PP- 2016-1).

HOPE=Head of the Procuring Entity PD=Project Director

## Annex 6 Governance Accountability and Action Plan

Issues/Risks/ Objective	Actions	Agency respon- sible	Timeline - Plan	Early Warning Indicators to Trigger Additional Action	Timeline - Actual	Remarks
<b>Institutional Risks</b>						
Need to <b>strengthen capacity</b> to handle large volume procurement, financial management, contract management, communications, and monitoring functions	Establish PMU with internally or externally hired staff as per the agreed Organogram.	BWDB	Key staff recruited 3-6 months after project effectiveness.	Delays in conduct of procurement, execution of contracts and processing of payments.	<p>Effectiveness date Nov 2013.</p> <p><b>PMU Staffing</b></p> <p><u>Project Director</u> – Dec 2013 appointed</p> <p><u>Deputy PD</u> -</p> <p><u>Procurement Spec</u> – Nov 2013</p> <p><u>Financial Management Spec</u>- originally March 2015-Feb 2016; filled again Apr 2017.</p> <p><u>Sr. Environment Spec</u> –April 2015</p> <p><u>Sr. Social Spec</u> – original expert in place Oct 2014-Jan 2017. <u>Contract signed with the replacement in Aug 2017.</u></p> <p><u>Sr. Revenue Officer</u> – August 2014</p> <p><u>Communication Officer</u> – Fresh EOI Jan 2016; Evaluation of CVs sent to WB end Dec 2016. Contract signed 29 Mar 2017 but subsequently withdrew.</p> <p><u>New candidate – WB gives NOL for draft contract 19 Oct 2017.</u></p> <p><u>Sr. Forestry Spec.</u> – Draft contract signed 14 July 2017</p> <p><u>Social Spec./Econ (Field)</u> – Contract signed 20 July 2017 and on board</p> <p><u>Environment Specialist (Field)</u> – TOR &amp; EOI notice approved by WB 28 Dec 2016. More CVs invited since response</p>	<p>Most of the PMU staff have been recruited. Remaining in process are Communication Officer and 3 IPOE experts.</p> <p>Procurement of Long Term Monitoring, Research and Analysis of Bangladesh Coastal Zone still in process.</p>



Issues/Risks/ Objective	Actions	Agency respon- sible	Timeline - Plan	Early Warning Indicators to Trigger Additional Action	Timeline - Actual	Remarks
	<p>Retain existing consultants or engage new consultants for design, construction supervision</p> <p>Contract Third Party M&amp;E functions</p> <p>Increase frequency of Bank supervision missions, especially during the first 2 years.</p>	<p>BWDB</p> <p>BWDB</p> <p>WB</p>	<p>Contracted 1<sup>st</sup> year;</p> <p>Contracted 2<sup>nd</sup> year</p> <p>At least twice a year</p>		<p>on 14 March 2017 was only two CVs. <a href="#">Contract signed 30 October 2017.</a></p> <p><b>Consultancies:</b> <u>Procurement Panel</u> – fully in place since 2014 <u>DDCS&amp;PMSC</u> contracted January 2015 <u>M&amp;E Consultant</u> contracted Oct 2015 <u>IPOE – 2 of 5 Members in place</u></p> <p><b>World Bank Missions:</b> Start (FY 2013/14)– 1 mission PY1 (FY 2014/15)– 1 mission PY2 (FY 2015/16)– 2 missions PY3 (FY 2016/17)– 2 missions plus sector-specific missions PY4 (FY 2017/18)- 1 mission (Jul/Aug)</p>	
Need for proactive provision of <b>information</b> and enhanced transparency	<p>Appoint a Communication Specialist as part of the PMU to act as RTI officer (until BWDB engages an RTI officer) in accordance with the RTI Act.</p> <p>Quarterly Reporting on Project Implementation by PMU</p> <p>Set up a website and provide regular information on project performance as well as procurement information</p>	<p>BWDB</p> <p>BWDB</p> <p>BWDB</p>	<p>3 -6 months after project effectiveness</p> <p>Quarterly</p> <p>Website set up by end of Year 1. Website regularly updated</p>	<p>Lack of information officer or frequent replacement</p> <p>Delays in establishment of website/ publishing information</p>	<p>Communication Officer signed on, but then withdrew before joining (March 2017). <a href="#">NOL given to draft contract on 19 Oct 2017 for new candidate.</a></p> <p>First QPR submitted in Feb 2016 for period ending Dec 2015. QPRs routinely being prepared.</p> <p>From inception, notices and procurement results being posted on BWDB website and CPTU website (Ministry of Planning) or UN Development Business. New, easier-to-navigate BWDB website is under development.</p>	

Issues/Risks/ Objective	Actions	Agency respon- sible	Timeline - Plan	Early Warning Indicators to Trigger Additional Action	Timeline - Actual	Remarks
					M&E Consultants have piloted a partial beta version of a web-based PMIS in November 2016, <a href="#">updated in September 2017</a> .	
<b>Procurement Risks</b>						
Reduce risk of corruption in <b>procurement</b> .	Retain design of few contracts processed in Dhaka to enhance scrutiny	BWDB	On-going	Procurement red flags in ex ante and ex post review	Procurement packages have been aggregated in size to facilitate scrutiny.	PMU understands and follows procedures that safeguard procurement processes.  Replacement made April 2015 after expert did not renew contract.
	Publish/agree detailed mapping of procurement processes, including finite list of who has access to documents when in the process	BWDB	On-going	Inconsistencies with 'need to know' principles in procurement mapping, evidence of unauthorized access to information	Documentation and mapping of processes completed December 2015.	
	Enforce ICB procurement guidelines for documentation, timelines, and transparency	BWDB, Bank	On-going		ICB guidelines are enforced.	
	Appoint a Procurement Panel	BWDB	3-6 months after project effectiveness	Panel members not recruited	Int'l Proc. Expert – Nov 2013 Nat'l Proc. Expert – Nov 2013 Int'l Technical Exp. – 2013, with replacement in April 2015	
	Enhance complaints mechanism with reporting established and follow-up guidelines	BWDB	On-going	Nature and frequency of complaints	GRC membership composition confirmed in Dec 2015. Fifteen (15) GRC formed in Package 01 area and 21 in Package 02. There are 193 grievances received as of 30 Sep 17. All grievance have been addressed and resolved.	

Issues/Risks/ Objective	Actions	Agency respon- sible	Timeline - Plan	Early Warning Indicators to Trigger Additional Action	Timeline - Actual	Remarks
Potential for or reduce risks of <b>conflict of interest</b> among participants in procurement	Declarations of no conflict of interest by BWDB personnel, including members of PP and bidders	BWDB	BWDB personnel by effectiveness; bidders at submission		Complied on rolling basis as staff, consultants and contractors join.	Periodic renewal of COI declaration may be considered.
	Review statements of financial interests encompassing key project staff	BWDB	Within one month of submission		Not a separate declaration from COI above.	
	Require bidders' statements concerning agents and other possible connections to persons involved with procurement.	BWDB	At bidding stage		Complied on ongoing basis.	
<b>Contract Execution and Project Management Risks</b>						
Avoid collusion of parties involved and ensure transparent management of contracts	<p>BWDB website includes information on contract execution (e.g. gross estimate of completion of works etc.)</p> <p>Establish enhanced complaints mechanism, including ICT</p> <p>Numerous levels of scrutiny:</p> <ul style="list-style-type: none"> <li>- PD serve as Employer's representative</li> <li>- Construction Supervision Consultant as Engineer</li> <li>- Nominate Resident Engineers at the site</li> <li>- M&amp;E Consultant to oversee project performance</li> </ul>	<p>BWDB</p> <p>BWDB</p> <p>Construc tion Consult- ants, M&amp;E</p>	<p>As information becomes available</p> <p>By project effectiveness</p>	<p>Website does not include updated information</p>	<p>Complied on ongoing basis, as information is available. Please see <a href="http://cptu.gov.bd">cptu.gov.bd</a> website. Select "Contract Award Notices", MOWR, BWDB. Services have not been uploaded here, but were uploaded to UN Development Business.</p> <p>In process of being developed.</p> <p>In place: PD – Nov 2013 to Feb 2016 New PD appointed – Feb 2016</p> <p>DCCS&amp;PMSC – Jan 2015</p> <p>REs nominated – Jan 2015</p> <p>M&amp;E – Nov 2015</p>	In the future, services will also be uploaded to <a href="http://cptu.gov.bd">cptu.gov.bd</a> website within the 30 day window after contract signing.

Issues/Risks/ Objective	Actions	Agency respon- sible	Timeline - Plan	Early Warning Indicators to Trigger Additional Action	Timeline - Actual	Remarks
<b>Fraud and Corruption in Delivery of RAP Benefits</b>						
Potential for improper targeting of beneficiaries and/or false delivery	Contract out implementation of RAP to experienced NGOs, with reputable track record for similar programs	NGOs	Contract in place	Reviewers (BWDB, WB) receive plausible complaints borne out by frequency or other corroboration	DDCS&PMSC has KMC on its team, charged with looking after the RAP implementation (since Jan 2015).	There were some complaints. DDSC&PMS Consultant has undertaken preliminary investigation.
	Ensure third party monitoring by the M&E Consultants	M&E	Contract in place		M&E Consultants in place Nov 2015 and developed a Comprehensive M&E Strategy which is being implemented.	
	Conduct survey among beneficiaries	M&E	Unit in place by effectiveness or before	Survey results identify improprieties	Baseline survey designed; implemented in second quarter 2016.	
	Enhance complaints mechanism, including use of ICT	M&E	Designated office in place by effectiveness, begin implementing expanded disclosure plan three months after effectiveness		In process of being developed.	
	Suo moto disclosure of information	BWDB			Communication Officer REOI re-advertised in January 2016. Contract signed in March 2017, but expert withdrew before joining. Recruitment in process. New candidate draft contract granted NOL by WB 19 Oct 2017.	

## Annex 7 Key Performance Indicators and Targets per PAD/DPP

### Results Framework and Monitoring

Project Development Objectives															
Indicator Name	Core	Unit of Measure	Base line	Cumulative Target Values								Fre- quency	Data Source/ Meth.	Responsible for Data Collection	Remarks
				YR1 14/15	YR2 15/16	YR3 16/17	YR4 17/18	YR5 18/19	YR6 19/20	YR7 20/21	End Target				
Gross area protected		1000 x ha	-	-	-	-	36.5	67.7	77.9	100.8	100.8	Annual	BWDB	M&E	
<i>Achievement</i>				-	-	-									
Direct project beneficiaries from increased resilience to climate change (number) of which female (percentage) %	X	1000 x person	0	0	0	0	230	480	530	760	760 (50%)	Annual	BWDB	M&E	
<i>Achievement</i>				0	0	0									
Increase cropping intensity		(%)	140	-	-	-	155	167	171	180	180	Annual	BWDB	M&E	
<i>Achievement</i>				-	-	-									
Contingent Emergency Appropriation		Triggered, if requested [Y/N]	NA	NA	NA	NA	NA	NA	NA	NA	NA	NA	BWDB	NA	
<i>Achievement</i>				NA	NA	NA									

Intermediate Results Indicators															
Indicator Name	Core	Unit of Measure	Base line	Cumulative Target Values								Fre- quency	Data Source/ Meth.	Responsible for Data Collection	Remarks
				YR1 14/15	YR2 15/16	YR3 16/17	YR4 17/18	YR5 18/19	YR6 19/20	YR7 20/21	End Target				
Length of upgraded embankment		km	0	-	20	121	309	452	551	623	623	Annual	BWDB	M&E	
<i>Achievement</i>				-	0.8	27.9	27.9								27.9 kms done; 59.4 kms in process
Drainage structures replaced and upgraded		No.	-	-	3	23	59	89	113	129	129	Annual	BWDB	M&E	
<i>Achievement</i>				-	0	3	3								3 excluding gates and CC blocks; another 8 in progress
Regulators upgraded		No.	-	-	4	28	73	106	123	134	134	Annual	BWDB	M&E	
<i>Achievement</i>				-	0	0	0								2 nos. in progress
Flushing inlets upgraded		No.	0	-	9	52	127	178	214	244	244	Annual	BWDB	M&E	
<i>Achievement</i>				-	0	1	1								1 excluding gates / CC blocks; another 1 in progress
Length of Drainage Channels upgraded		Km	0	-	27	157	381	540	681	794	794	Annual	BWDB	M&E	
<i>Achievement</i>				-	0	11	11								Ratio length
Area restored re/afforested	X	ha	-	-	-	-	-	100	200	300	300	Annual	BWDB	M&E	
<i>Achievement</i>				-	-	-	-								

Intermediate Results Indicators																
Indicator Name	Core	Unit of Measure	Base line	Cumulative Target Values								End Target	Fre-quency	Data Source / Meth.	Responsible for Data Collection	Remarks
				YR1 14/15	YR2 15/16	YR3 16/17	YR4 17/18	YR5 18/19	YR6 19/20	YR7 20/21						
Water Management Organization (WMO)		Nb.	0	-	-	-	1	2	3	4	4	Annual	BWDB	M&E/NGO		
<i>Achievement</i>				-	-	-										
Improved coastal monitoring		Studies	Ltd. data					1		2	2	Annual	BWDB	M&E		
<i>Achievement</i>				-	-	-										
BWDB days of training provided	X	No.	0	20	40	60	80	100	120	140	160	Annual	BWDB		Project total needs to be 140 (or PY7 should be 160).	
<i>Achievement</i>				33 (341)	33 (341)	33 (341)	33 (341)								Reported duration in days (plus person-days)	
Client days of training provided - Female	X	No.	0								60	Annual	BWDB			
<i>Achievement</i>				33 (66)	33 (66)	33 (66)	33 (66)								Reported duration in days (plus person-days)	
Grievance Redress Committee (GRC)		No.	0		4		10	13	17			Annual	BWDB	M&E/NGO		
<i>Achievement</i>					4 (15 GRC)	4 (15 GRC)	10 (36 GRC)								GRC formation undertaken for all polders of Package 01 and 02. Those for Package 02 not yet functional.	

## Annex 8 List of DDCS&PMS Consultant Reports

### Reports submitted During the July-September 2017 Quarter

SI No	Name of Reports Comments	Date
1.	Not yet reported	

### Reports submitted During the April-June 2017 Quarter

SI No	Name of Reports Comments	Date
2.	Progress Report Month of March 2017	12 April, 2017
3.	Progress Report Month of April 2017	24 May, 2017
4.	Progress Report Month of May 2017	28 June, 2017
5.	EIA Report of Polder 34/3 (Package-3)	31 March, 2017
6.	EIA Report of Polder 17/1 (Package-3)	17 April, 2017
7.	EIA Report of Polder 17/2 (Package-3)	17 April, 2017
8.	EIA Report of Polder 23 (Package-3)	17 April, 2017
9.	Submission of Documents Related to Social Safeguards	02 May, 2017
10.	Submission of Draft Design Report and Detailed Drawings of Drainage Sluice DS-4A PL-17/2 Pkg-3	03 May, 2017
11.	Re-submission of Draft Design Report and Detailed Drawings of Drainage Sluice DS-4A PL-17/2 Package-3	03 May 2017
12.	Submission of Report on Resolving of Grievances of Package-1	3 May 2017
13.	Request to pay the 5% Advance of Contract Package-2	7 May 2017
14.	Submission of IPC No. 6 under Contract No. CEIP-1/W-01 for further processing and payment	7 May 2017
15.	Regarding non-fulfilment of conditions as Specified in Particular Conditions and Sub-clause 14-2	7 May 2017
16.	Technical Report on Assessment of Additional Bank Protection Works in Package-1	8 May 2017
17.	Re-submission of IPC no. 6 Package-1	11 May 2017
18.	Submission of Draft Environmental Impact Assessment Reports of Polders- 14/1, 15 and 16 of	14 May 2017
19.	Re-submission of Request to pay the 5% Advance of Contract Package-2	14 May 2017
20.	Submission of Field Visit Report of Mr. Abu Bakr Siddiqui	
21.	Detailed Design of Emergency Embankment Ring Dyke Works Estimate and Technical Report	16 May 2017
22.	Submission of Draft Report on status of Land Ownership and Land taking –over under existing	17 May 2017
23.	Technical Report on Assessment of Additional Bank Protection Works in Package-1	17 May 2017
24.	Deadline date for the submission of ESMAP documents for the six Polders of Package-3	17 May 2017
25.	Mission Report by Anders Malmgren-Hansen, Environmental Specialist CEIP-1, Package-1 &	18 May 2017
26.	Improvement of Environmental Compliance of Package-1, for the sake of upcoming IPC-7	23 May 2017
27.	Detailed Design of Emergency Embankment Slope Protection Works Polder-33, Estimate and	25 May 2017
28.	Minutes of the Progress review meeting held on 24-05-2017 in the office of the Construction	28 May 2017
29.	Request to submit the Progress Report over March, April and May 2017, CHWE	28 May 2017
30.	Urgent Improvement of Environmental Compliance of Package-1	28 May 2017
31.	Field visit Report of Deputy Team Leader from 20 May 2017 to 24 May 2017 on Polders 32, 33, 35/1 and 35/3 Package-1	28 May 2017
32.	Proposal for dropping land from the original Land Acquisition Plan and stoppage of payment of	28 May 2017
33.	I propose a meeting to discuss the aspects of steel gates under purchase in mainland China,	29 May 2017
34.	Increase length of emergency work at chainage 10.050 from initially 150m to 175m of Polder 35/3	30 May 2017
35.	Field visit Report of Environmental Monitoring on Polders-33, and 35/3 of Package-1	30 May 2017
36.	Submission of Draft Detailed Design and Drawings of 01 (one) Drainage Sluice under Polder 17/2 of Package-3 under CEIP-1	01 June 2017



SI No	Name of Reports Comments	Date
37.	Submission of Detailed Design of Emergency Embankment Slope Protection Works in Polder 33 Package-1	01 June 2017
38.	Submission of Detailed Drawings for Emergency Embankment Slope Protection Works in Polder 35/3 Package-1	03 June, 2017
39.	Submission of Draft ESMAP Reports for 6 Polders of Package-2	05 June, 2017
40.	Environmental Compliance Contract Package-1	12 June, 2017
41.	Submission of Proposal for Modified Contract for Consultants Services for Re-allocation of Remuneration and Reimbursable Expenses for Consultancy Services for DDCCS and PMS under CEIP-1: Contract No. CEIP-1/B2 B3 & C1/S2	12 June, 2017
42.	Estimate for Repairing Cost of Garage Building at BWDB colony, Nurnagar, Khulna and Construction of 40mm thick Patent stone flooring at North- East side(2nd floor roof Top)	12 June, 2017
43.	Updated S-Curve	13 June, 2017

### Reports submitted Prior to the April-June 2017 Quarter

SI No	Name of Reports Comments	Date
	<b>Inception Report</b>	
44.	Inception Report	22 March, 2015
45.	Inception Report	6 May, 2015
	<b>Progress Reports</b>	
46.	Progress Report Month of April, 2015	11 June, 2015
47.	Progress Report Month of May, 2015	28 June, 2015
48.	Progress Report Month of June, 2015	17 August, 2015
49.	Progress Report Month of July, 2015	26 August, 2015
50.	Progress Report Month of August, 2015	15 September, 2015
51.	Progress Report Month of September, 2015	10 November, 2015
52.	Progress Report Month of October, 2015	18 November, 2015
53.	Progress Report Month of November, 2015	23 December, 2015
54.	Progress Report Month of January, 2016	24 March, 2016
55.	Progress Report Month of February, 2016	16 April, 2016
56.	Progress Report Month of March, 2016	21 April, 2016
57.	Progress Report up to 17 April, 2016	18 April, 2016
58.	Progress Report Month of April, 2016	15 May, 2016
59.	Progress Report up to 26 May 2016	26 May, 2016
60.	Progress Report Month of May, 2016	14 June, 2016
61.	Progress Report Month of June, 2016	30 June, 2016
62.	Progress Report Month of July, 2016	13 August, 2016
63.	Progress Report Month of August, 2016	18 September, 2016
64.	Progress Report Month of September, 2016	17 October, 2016
65.	Progress Report Month of October, 2016	09 October, 2016
66.	Progress Report Month of November, 2016	14 December, 2016
67.	Progress Report Month of December, 2016	10 January, 2017
68.	Progress Report Month of January, 2017	11 February, 2017
69.	Progress Report Month of February, 2017	16 March, 2017
	<b>Grievance Reports</b>	
70.	Resolving of Grievances (Package-1)	3 March, 2017

Sl No	Name of Reports Comments	Date
	<b>Construction Progress Report (submitted by Contractor and not updated yet as per Consultants recommendations)</b>	
71.	Construction Progress Report Month of February, 2016	13 April, 2016
72.	Construction Progress Report Month of March, 2016	13 April, 2016
73.	Construction Progress Report Month of April, 2016	25 May, 2016
	<b>Annual Report</b>	
74.	Annual Report Year of 2015	13 March, 2016
	<b>Design Report and Drawings</b>	
75.	Design Report for Package-2	02 February, 2016
76.	Design Report on River Bank Protection Works	
77.	Design Report for RBPW in Polder 32	12 January, 2016
78.	Design Report for RBPW in Polder 33	12 July 2015
79.	Design Report for RBPW in Polder 35/3	12 January, 2016
	<b>Environmental Impact Assessment (EIA)</b>	
80.	EIA Report of Polder 39/2C	14 January, 2016
81.	EIA Report of Polder 39/2C	23 February, 2016
82.	EIA Report of Polder 40/2	24 March, 2016
83.	EIA Report of Polder 40/2	24 May, 2016
84.	EIA Report of Polder 41/1	19 March, 2016
85.	EIA Report of Polder 41/1	30 March, 2016
86.	EIA Report of Polder 39/2C	23 Aug, 2016
87.	EIA Report of Polder 40/2	03 Sep, 2016
88.	EIA Report of Polder 41/1	04 Sep, 2016
89.	EIA Report of Polder 43/2C	30 Sep, 2016
90.	EIA Report of Polder 47/2	26 Dec, 2016
91.	EIA Report of Polder 41/1 (Package-2)	14 Feb, 2017
92.	EIA Report of Polder 39/2C (Package-2)	14 Feb, 2017
93.	EIA Report of Polder 40/2 (Package-2)	14 Feb, 2017
94.	EIA Report of Polder 41/1 (Package-2)	14 Feb, 2017
95.	EIA Report of Polder 43/2C (Package-2)	14 Feb, 2017
96.	EIA Report of Polder 47/2 (Package-2)	14 Feb, 2017
97.	EIA Report of Polder 48	14 Feb, 2017
	<b>LAP/RAP Reports</b>	
98.	In the period February 2015 up to August 2016, various LAP/RAP reports have been prepared and submitted.	Various
99.	Resettlement Action Plan (RAP) for Package-2	23 August, 2016
	<b>Mathematical Modelling Reports</b>	
100.	In the period February 2015 up to August 2016 various reports on the mathematical modelling have been prepared and submitted.	Various
	<b>Field visit reports</b>	
101.	In the period February 2015 up to July, 2016 various visit reports have been prepared and submitted.	Various
	<b>Memo's on specific subjects</b>	
102.	In the period February 2015 up to August 2016 various Memo's with a special subject have been prepared and submitted.	Various
	<b>Minutes of Meetings</b>	

SI No	Name of Reports Comments	Date
103.	In the period February 2015 up to June 2016 various MoM's have been prepared and submitted.	Various
	<b>Relocation Plan</b>	
104.	Strategy and Action Plan for Permanent Relocation of Displaced Squatters and Other Entities at Polders under Package-1	27 August, 2016
	<b>Payment Modality Report</b>	
105.	<b>Payment Modality of Compensation to the Entitled Persons</b>	<b>14 August, 2016</b>

---