



GOVERNMENT OF THE PEOPLE'S REPUBLIC OF BANGLADESH  
MINISTRY OF WATER RESOURCES

BANGLADESH WATER DEVELOPMENT BOARD  
**COASTAL EMBANKMENT IMPROVEMENT PROJECT PHASE-I (CEIP-I)**

Financed by World Bank with  
Grant Contribution of PPCR - Climate Investment Fund

**Annual Progress Report July 2016 – June 2017**  
including  
**Quarterly Progress Report No. 7**  
April-June 2017

Progress Report for 4<sup>th</sup> Quarter of GoB Fiscal Year 2016-17  
Implementation Quarter 10 (since 01 January 2015)

Submitted to:

Project Management Unit  
CEIP-1

Prepared by  
Sheladia Associates, Inc. (USA)  
in association with BETS Consulting Services, Ltd.  
Third Party M&E Consultants for Overall Project Implementation  
(CONTRACT PACKAGE NO.CEIP-1/ C2/S3)



24 August 2017

**BASIC DATA**

Country	: Bangladesh
Project Title	: Coastal Embankment Improvement Project, Phase-1
Implementing Agency	: Bangladesh Water Development Board
Report number	: 7
Reporting Period	: Quarter of April-June 2017, plus summary of 2016/2017 Year

**CURRENCY EQUIVALENTS**

(Exchange Rate Effective May 15, 2013)

Currency Unit = Bangladeshi Taka (BDT)

US\$ 1 = BDT 79

Currency Unit = Special Drawing Rights (SDR)

US\$ 1 = SDR 0.66269

**FISCAL YEAR**

July 1 - June 30

Grant Project Component: Pilot Program for Climate Resilience (PPCR)

2.1.1. Grant Source : Climate Investment Fund

2.1.2. Grant Amount : US\$ 25 Million

2.1.3. Date of Grant Approval : 29 May 2013

US\$ 5 Million are allocated for Project Component C 3 Long Term Monitoring, Research and Analysis of Bangladesh Coastal Zone.

**Table i-1: PPCR Expected Disbursements**

Pilot Program for Climate Resilience (PPCR) Expected Disbursements (in US\$ Million)								
Fiscal Year	2014	2015	2016	2017	2018	2019	2020	2021
Annual			10	10	5			
Cumulative			10	20	25			

Source: Project Appraisal Document, 2013

**Loan IDA**

2.2.1. Loan Number / Project ID : No. P128276

2.2.2. Loan Amount : US\$375 Million

2.2.3. Date of Loan Approval : 29 May 2013

2.2.4. Date of Loan Declared Effective /

Project Implementation Start Date : 02 Sep 2013

2.2.5. Expected Closing Date : 31 Dec 2020

**Table i-2: IDA Expected Disbursements (US\$ Million)**

IDA Expected Disbursements (in US\$ Million)								
Fiscal Year	2014	2015	2016	2017	2018	2019	2020	2021
Annual	5	5	10	45	75	75	75	85
Cumulative		10	20	65	140	215	290	375

Source: Project Appraisal Document, 2013

## ACRONYMS AND ABBREVIATIONS

ADB	Asian Development Bank
aka	also known as
BDT	Bangladeshi Taka
BFD	Bangladesh Forestry Department
BoQ	Bill of Quantities
BUET	Bangladesh University of Engineering & Technology
BWDB	Bangladesh Water Development Board
C&AG	Controller and Auditor General
C-ESMP	Contractor's Environmental and Social Management Plan
CCGP	Cabinet Committee for Government Purchase
CCL	Cash Compensation Under Law
CEGIS	Center of Excellence for Geospatial Information Science
CEIP	Coastal Embankment Improvement Project
CERC	Contingent Emergency Response Component
CIF	Climate Investment Fund
COI	Conflict of Interest
CPTU	Central Procurement Technical Unit
CQS	Consultant Qualifications-Based Selection
CUL	Compensation Under Law
DA	Designated Account
DC	Deputy Commissioner
DG	Director General
DLAC	District Land Acquisition Committee
DoE	Department of Environment
DSC	Detailed Design, Construction Supervision & Project Management Support Consultants
DDCS&PMSC	Detailed Design, Construction Supervision & Project Management Support Consultants
DVD	Digital Video Disk
EA	Environmental Assessment
EC	Entitlement Cards
ECC	Environmental Clearance Certificate (of DoE)
EHS	Environmental Health and Safety
EIA	Environment Impact Assessment
EP	Entitled Persons
EMF	Environment Management Framework
EMP	Environmental Management Plan
Eoi	Expression of Interest
FAPAD	Foreign Aided Project Audit Directorate
F&C	Fraud and Corruption
FGD	Focus Group Discussion
FIDIC	Federation Internationale des Ingenieurs Conseils (French); International Federation of Consulting Engineers
FM	Financial Management
FMS	Financial Management Specialist
FO	Field Office

FY	Fiscal Year
GAAP	Governance and Accountability Action Plan
GBM	Ganges, the Brahmaputra or Jamuna, and the Meghna
GCC	General Conditions of Contract
GCM	Global Climate Model
GIS	Geographic Information System
GoB	Government of People's Republic of Bangladesh
GPS	Global Positioning System
GRC	Grievance Redress Committee
GRM	Grievance Redress Mechanism
ha	hectare
HOPE	Head of the Procuring Entity
HQ	Headquarters
IC	Individual Consultant
ICB	International Competitive Bidding
ICBPQ	International Competitive Bidding with pre-qualification
ICT	Information and Communications Technology
ID	Identification
IDA	International Development Association (World Bank Group)
IFB	Invitation for Bid
IMED	Implementation Monitoring and Evaluation Division (Ministry of Planning)
IOL	Inventory of Losses
IPCC	Intergovernmental Panel on Climate Change
IPDP	Indigenous Peoples Development Plan
IPM	Integrated Pest Management
IPOE	Independent Panel of Expert
IRM	Immediate Response Mechanism
ISM	Implementation Support Mission
IUFR	Interim Unaudited Financial Report
IWM	Institute of Water Modeling
JVS	Joint Verification Survey
km	kilometer
KMC	Knowledge Management Consultants, Ltd. (RAP Team of DDCS&PMSC)
LAP	Land Acquisition Plan
LCS	Labor Contracting Societies
LG	Local Government
LGED	Local Government Engineering Department
MDSP	Multipurpose Disaster Shelter Project
MEAG	M&E Advisory Group
MIS	Management Information System
MoL	Ministry of Lands
MoWR	Ministry of Water Resources
M&E	Monitoring & Evaluation
NCB	National Competitive Bidding
NGO	Non-Government Organization

NID	National ID
NOL	No Objection Letter
NCR	Non-Compliance Register/Record
O&M	Operation and Maintenance
OP	Operation Policy
OTM	Other Method
PAH	Project Affected Household
PAP	Project Affected Person
PAVC	Property Asset Valuation Committee
PC	Polder Committee
PCM	Public Consultation Meeting
PD	Project Director
PDO	Project Development Objectives
PMU	Project Management Unit
PMIS	Project Management Information System
PPCR	Pilot Program for Climate Resilience
PPE	Personal Protective Equipment
PRAC	Physical Relocation Assistance Committee
PRMP	Procurement Risk Mitigation Plan
PSC	Project Steering Committee
PY	Project Year
Q	Quarter
QBS	Quality Based Selection
QPR	Quarterly Progress Report
RAP	Resettlement Action Plan
RE	Resident Engineer
REOI	Request for Expression of Interest
RFP	Request for Proposal
ROW	Right-of-Way
RTI	Right to Information
SAP	Social Action Plan
SDR	Special Drawing Rights
SECU	Social, Environment and Communication Unit
SLR	Sea-Level Rise
SMRPF	Social Management and Resettlement Policy Framework
TA	Technical Assistance
ToR	Terms of Reference
UNDB	United Nations Development Business
USD	United States Dollar
WB	World Bank
WMO	Water Management Organization
WMIP	Water Management Improvement Project
XEN	Executive Engineer

**Annual Report for July 2016-June 2017 including  
Quarterly Progress Report No. 7  
April - June 2017**

**Table of Contents**

BASIC DATA .....	i
ACRONYMS AND ABBREVIATIONS .....	ii
EXECUTIVE SUMMARY .....	ix
1. PROJECT BACKGROUND .....	1
2. PROJECT INPUTS .....	4
2.1 Finance and Disbursements .....	4
2.2 Project Inputs – Personnel and Equipment .....	7
2.2.1 Project Organization Chart.....	7
2.2.2 Project Management Unit (PMU) .....	7
2.2.3 Detailed Design, Construction Supervision and Project Management Support Consultant (DDCS&PMSC).....	8
2.2.4 Consultancy Service to Implement: (a) Social Afforestation and (b) Social Action Plan including setting up WMOs.....	8
2.2.5 Consultancy Service for Long Term Monitoring, Research and Analysis of Bangladesh Coastal Zone .....	9
2.2.6 Works Contractors .....	9
2.2.7 Third Party M&E Consultants.....	11
2.3 Procurement .....	12
3. STATUS OF PROJECT OUTPUTS BY COMPONENT .....	17
3.1 Outputs of Component A: Rehabilitation and Improvement of Polders .....	17
3.1.1 Outputs of A1: Rehabilitation and Improvement of Polders –Package 01 .....	17
3.1.2 Outputs of A1: Rehabilitation and Improvement of Polders –Package 02 .....	25
3.1.3 Outputs of A1: Rehabilitation and Improvement of Polders –Package 03 .....	25
3.1.4 Output of A2: Afforestation .....	25
3.2 Outputs of Component B: Implementation of Social and Environmental Management Frameworks and Plans .....	26
3.2.1 Outputs of B1: Implementation of Social Action Plans.....	26
3.2.2 Outputs of B2: Implementation of Social Management and Resettlement Policy Framework (SMRPF) and Resettlement Action Plans (RAPs) .....	26
3.2.3 Outputs of B3: Implementation of EMF and EMPs.....	34
3.3 Outputs of Component C: Construction Supervision, Project Monitoring and Evaluation and Coastal Zone Monitoring .....	39
3.3.1 Outputs of C1: Detailed Design and Construction Supervision of Package 01 .....	39
3.3.2 Outputs of C1: Detailed Design and Construction Supervision of Package 02 .....	39
3.3.3 Outputs of C1: Detailed Design and Construction Supervision of Package 03 .....	41
3.3.4 Outputs of C2: Third Party Monitoring and Evaluation of Project.....	42
3.3.5 Outputs of C3: Long-Term Monitoring, Research and Analysis of Bangladesh Coastal Zone.....	45
3.4 Outputs of Component D: Project Management, Technical Assistance, Training and Strategic Studies .....	45
3.4.1 Outputs of D1: Project Management Support and Audits.....	45
3.4.2 Outputs of D2: Technical Assistance and Training.....	47
3.4.3 Outputs of D3: Strategic Studies and Future Project Preparation.....	47

3.5	Outputs of Component E: Contingent Emergency Response .....	47
4.	KEY PERFORMANCE INDICATORS .....	48
5.	PLANS FOR THE NEXT TWO QUARTERS AND BEYOND .....	49
5.1	Planned Outputs for Component A: Rehabilitation and Improvement of Polders.....	49
5.1.1	Planned Outputs of A1: Rehabilitation and Improvement of Polders .....	49
5.1.2	Planned Output of A2: Afforestation .....	50
5.2	Planned Outputs of Component B: Implementation of Social and Environmental Management Frameworks and Plans .....	50
5.2.1	Planned Outputs of B1: Implementation of Social Action Plans.....	50
5.2.2	Planned Outputs of B2: Implementation of Social Management and Resettlement Policy Framework (SMRPF) and Resettlement Action Plans (RAPs) .....	50
5.2.3	Planned Outputs of B3: Implementation of EMF and EMPs.....	56
5.3	Planned Outputs of Component C: Construction Supervision, Project Monitoring and Evaluation and Coastal Zone Monitoring.....	56
5.3.1	Planned Outputs of C1: Detailed Design and Construction Supervision .....	56
5.3.2	Planned Outputs of C2: Third Party M&E Consultants .....	57
5.3.3	Planned Outputs of C3: Long-Term Monitoring, Research and Analysis of Bangladesh Coastal Zone .....	57
5.4	Planned Outputs of Component D: Project Management, Technical Assistance, Training and Strategic Studies .....	58
5.4.1	Planned Outputs of D1: Project Management Support and Audits.....	58
5.4.2	Planned Outputs of D2: Technical Assistance and Training.....	60
5.4.3	Planned Outputs of D3: Strategic Studies and Future Project Preparation.....	60
5.5	Planned Outputs of Component E: Contingent Emergency Response .....	60
6.	CONTRACTUAL, LEGAL AND ADMINISTRATIVE MATTERS .....	61
6.1	Works Contract W-01.....	61
6.1.1	Performance Bonds and Insurance .....	61
6.1.2	Invoices and Payments.....	61
6.1.3	Variation Orders.....	61
6.2	Works Contract W-02.....	61
6.2.1	Performance Bonds and Insurance .....	61
6.2.2	Invoices and Payments.....	61
6.2.3	Variation Orders.....	61
6.3	Works Contract W-03.....	61
7.	ISSUES AND RECOMMENDATIONS .....	62
	ANNEXES .....	A-1
	Annex 1: Map of the Project Area .....	A-2
	Annex 2: Basic Characteristics of the Project Polders as per PAD .....	A-3
	Annex 3: Overview of Personnel Working under the Project.....	A-4
	Annex 4 Project Input: Budget and Disbursements.....	A-5
	Annex 5 Project Input Procurement Status and Plans.....	A-7
	Annex 6 Component B 2: Estimated Schedule for Vacating Settlements for Works Pkg 1 .....	A-24
	Annex 7 Governance Accountability and Action Plan.....	A-26
	Annex 8 Key Performance Indicators and Targets per PAD/DPP.....	A-31
	Annex 9 List of DDCS&PMS Consultant Reports .....	A-34

## List of Tables

TABLE 1: REVENUE EXPENDITURES / INPUT COST UP TO 4 <sup>TH</sup> QUARTER OF FY 2016-17 (AS OF 30-JUN-17).....	4
TABLE 2: CAPITAL EXPENDITURES / OUTPUT COST AS OF 3 <sup>RD</sup> QUARTER OF FY 2016-2017 (AS OF 31 MAR 2017).....	5
TABLE 3: REVENUE-TO-CAPITAL EXPENDITURE DISBURSEMENT RATE FOR FY 2016-17 .....	5
TABLE 4: DEPLOYMENT OF RAP CONSULTANT’S FIELD STAFF AS OF 30 JUNE 2017.....	8
TABLE 5: MANPOWER MOBILIZED BY THE CONTRACTOR.....	9
TABLE 6: REQUIRED EQUIPMENT –ESTIMATE OF DDCCS&PMSC AT PACKAGE 01 INCEPTION .....	10
TABLE 7: EQUIPMENT MOBILIZED BY THE CONTRACTOR AS OF 30 JUNE 2017 .....	10
TABLE 8: M&E CONSULTANTS STAFF UTILIZATION AS OF 30 JUNE 2017 (MONTH 20 OF 60) .....	11
TABLE 9: PROCUREMENT STATUS – CONSULTING FIRM SERVICES.....	12
TABLE 10: PROCUREMENT STATUS – INDIVIDUAL CONSULTANT SERVICES.....	13
TABLE 11: PROCUREMENT STATUS - WORKS .....	15
TABLE 12: PROCUREMENT STATUS - GOODS .....	15
TABLE 13: STATUS OF SITE OFFICES AND LABORATORIES.....	18
TABLE 14: NUMBER OF MANUAL AND AUTOMATED CC BLOCK MACHINES BY LOCATION .....	18
TABLE 15: PRE-CONSTRUCTION CROSS-SECTION SURVEY WORKS SUMMARY-30 JUNE 2017 .....	19
TABLE 16: STATUS OF PROGRESS OF PERMANENT WORKS – EMBANKMENT RE-SECTIONING .....	19
TABLE 17: PROGRESS ON EMBANKMENT EARTHWORK.....	20
TABLE 18: STATUS OF DRAINAGE AND FLUSHING SLUICES PLANNED FOR THE 2 <sup>ND</sup> DRY SEASON – POLDER 32 .....	20
TABLE 19: STATUS OF DRAINAGE AND FLUSHING SLUICES PLANNED FOR THE 2 <sup>ND</sup> DRY SEASON – POLDER 33 .....	20
TABLE 20: STATUS OF DRAINAGE AND FLUSHING SLUICES PLANNED FOR THE 2 <sup>ND</sup> DRY SEASON – POLDER 35/1.....	21
TABLE 21: STATUS OF DRAINAGE AND FLUSHING SLUICES PLANNED FOR THE 2 <sup>ND</sup> DRY SEASON – POLDER 35/3.....	22
TABLE 22: OVERALL PROGRESS OF DRAINAGE AND FLUSHING SLUICES TO DATE.....	22
TABLE 23: SUMMARY OF NUMBER OF HYDRAULIC STRUCTURES IN PROGRESS BY POLDER.....	23
TABLE 24: EXCAVATION/RE-EXCAVATION OF DRAINAGE CHANNELS IN M <sup>3</sup> AND RATIO LENGTH .....	23
TABLE 25: BANK PROTECTION WORKS - PROGRESS COMPARED TO TARGET .....	23
TABLE 26: SLOPE PROTECTION WORKS - PROGRESS COMPARED TO TARGET .....	24
TABLE 27: CC BLOCK PRODUCTION .....	25
TABLE 28: NUMBER OF TITLED AND NON-TITLED ENTITIES (EXCLUDING TENANTS AND WAGE LABORERS) IN PACKAGE 01 POLDERS	26
TABLE 29: BREAKDOWN OF NON-TITLED EPS BY POLDER AND CATEGORY.....	26
TABLE 30: STATUS OF RELOCATION OF COMPENSATED EPS.....	27
TABLE 31: SUMMARY PROGRESS OF LAP AND RAP IMPLEMENTATION – PACKAGE 01 .....	27
TABLE 32: LAND REQUIREMENT FOR PACKAGE-01.....	28
TABLE 33: FOCUS GROUP FORMATION AND NUMBER OF MEETINGS-PACKAGE 01.....	29
TABLE 34: STATUS OF LAND ACQUISITION – PACKAGE 02 .....	31
TABLE 35: NUMBER OF EP HOUSEHOLDS – PACKAGE 02 .....	31
TABLE 36: FOCUS GROUP FORMATION AND MEETINGS-PACKAGE 02 .....	32
TABLE 37: PROJECT-AFFECTED RAKHINE PEOPLE.....	32
TABLE 38: SUMMARY PROGRESS OF LAP AND RAP IMPLEMENTATION – PACKAGE 02 .....	32
TABLE 39: STATUS OF ID PREPARATION FOR EPS OF PACKAGE 02.....	33
TABLE 40: STATUS OF EIA PREPARATION .....	35
TABLE 41: ENVIRONMENTAL TRAINING OF CONTRACTOR STAFF - PACKAGE W-01 .....	36
TABLE 42: AFFORESTATION TARGETS PER AFFORESTATION REPORT OF MARCH 2013.....	39
TABLE 43: STATUS OF DESIGN FOR PACKAGE 02 .....	40
TABLE 44: STATUS OF DESIGN FOR PACKAGE 03 .....	41
TABLE 45: M&E ACHIEVEMENT VERSUS PLAN.....	43
TABLE 46: STATUS OF PMU INSTITUTIONAL SETUP.....	45
TABLE 47: STATUS OF FINANCIAL MANAGEMENT ARRANGEMENTS .....	46



TABLE 48: SUMMARY STATUS OF KEY PERFORMANCE INDICATORS PER PAD/DPP ..... 48

## List of Figures

FIGURE 1: ACTUAL AND PROJECTED DISBURSEMENTS BY PROJECT COMPARED TO PLAN (USD MILLION) ..... 6

FIGURE 2: CEIP-1 PROJECT ORGANIZATION CHART ..... 7

FIGURE 3: CUMULATIVE GRIEVANCES – PACKAGE 01 ..... 30

FIGURE 4: M&E CONSULTANTS PARTIAL WORK PLAN – COVERING NOV 2015-DEC 2018 ..... 44

FIGURE 5: PLAN OF ACTION FOR RAP/LAP PACKAGE- 1 (CEIP-1), 2016-2017 ..... 52

FIGURE 6: PLAN OF ACTION FOR RAP/LAP PACKAGE- 2 (CEIP-1), 2016-2017 ..... 54

FIGURE 7: PLAN OF ACTION FOR RAP/LAP PACKAGE- 3 (CEIP-1), 2016-2017 ..... 55

## Annual Report for July 2016-June 2017 including Quarterly Progress Report No. 7 April-June 2017

### EXECUTIVE SUMMARY

#### Introduction

This Annual cum Quarterly Progress Report (APR/QPR) presents the status of project inputs and outputs and provides information on the activities, processes, accomplishments, constraints, issues and recommendations for the April-June 2017 quarter and also recapitulates the year<sup>1</sup>. It covers all consultancies and contracts of the Project and thus is a consolidated progress report.

The APR/QPRs are intended to provide the Project Director, Project Steering Committee (PSC) and World Bank with information on emerging issues as well as a record of the project as it evolved through the last quarter and last year. It is intended to also show the plans for the project overall, and specifically the next two quarters and to report progress against the respective targets. Should delay occur the report aims to alert as to the potential impact which such delay may have on the project schedule overall. The report consolidates the individual reports of several implementing partners under the project. These partners will present their own data. In general such data would be incorporated as it was reported and the PMU and the M&E team may also verify data independently.

The project reporting system and formats are continually evolving. Suggestions for improving the content, presentation and utility of this report are welcome.

#### Summary of Achievements during the Quarter and FY 2016/2017

##### Mid-Term Review Mission

A Mid-Term Review (MTR) Mission was carried out from January 13 to 20, 2017. The mission had the following objectives: (i) to review the project's progress; (ii) to identify key constraints, and agree on necessary remedial actions; (iii) to assess the results framework in order to update project's progress toward the achievement of the Project Development Objectives (PDO) identify potential revisions to the results framework; and (iv) to identify expenditure projections of different components and requirements for cost re-allocation/readjustments.

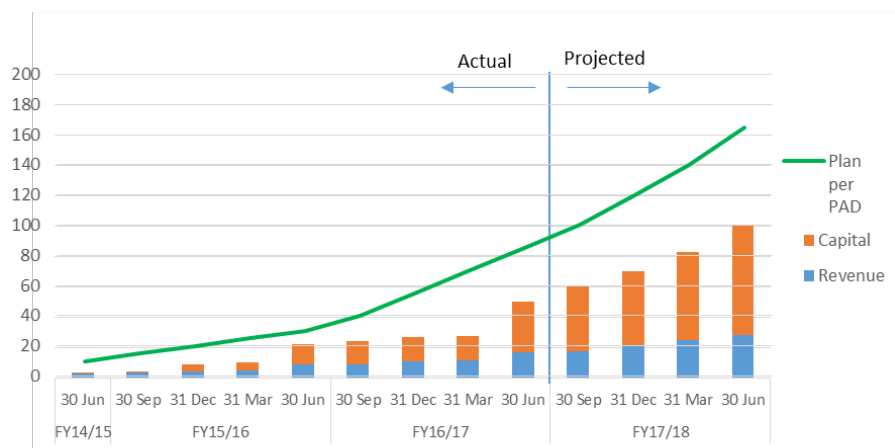
The MTR determined that the project is experiencing budget shortfall due to the need to increase bank protection of some polders, the increased cost of land acquisition and resettlement and the exchange rate fluctuation. As a result, it is possible that a portion of the polders will need to be dropped from this project. The option of using the Package 03 resources to fund needed costs and deferring these embankments to a subsequent phase of CEIP is to be considered at a later stage when further implementation advances are made. Once the change in the scope of work and number of polders is clearly determined, the project may need to be restructured to make the necessary adjustments.

---

<sup>1</sup> The Project reporting year is the same as the fiscal year of the Government of Bangladesh, running from 01 July to 30 June.

Disbursements by the Project

As of June 2017 the Loan had become effective for 46 months. According to the IMED reports prepared by PMU, total disbursement by the project to date is US\$50.44 million, up from US\$27.82 million in the prior quarter of March 2017, \$26.99 million at the end of December 2016 and \$21.97 million one year earlier.



**Figure ES-1: Actual and Projected Disbursement through FY 2017/18 as of 30 June 2017 (USD million)**

The revenue expenditure for the first three quarters of FY2016/2017 was weak at 2.7% of project total and 31.7% of the planned expenditure for the year and capital expenditure was at 1.2% of total project budget and 16.6% of planned expenditure for the year as of 31 March 2017. Both revenue and capital expenditures reached levels of virtually 100% of current year’s plan in the fourth quarter. These represent 8.6% and 7.1% of total project budget respectively. Planned expenditures for the year were reduced by roughly one half in the third quarter.

The low level of achievement was largely due to the delayed progress in Works Package 01, delays in land acquisition and compensation for resettlement, and delays in procurement of Works Package 02 due to outstanding issue of funding shortfall for land acquisition. Of substantial impact was the delayed signing of the contract for Works Package 02 which entailed legal concerns that required extensive consultation and discussion with the Ministry, BWDB and the World Bank on the subject of inadequate funds for land acquisition.

Disbursements by the World Bank to the Project

As for disbursements from the World Bank to the BWDB, they stand at 13.8% of project total, up from 10.3% at the end of the prior quarter and 6.6% the year before. The total disbursed to date is \$55.357 million comprised of IDA Credit US\$38.481 million + TF PPCR US\$ 16.876 million. It is estimated that between \$30 million and \$40 million in additional requests for withdrawal will be made by the Project by December 2017 (additional 7-10% of the project budget). Disbursements are expected to pick up considerably with the mobilization of the Contractor for Works Package 02 and the hoped-for ramped up work on Package 01.

The disbursement target for FY 2015/16 was not met and consequently the implementation performance was downgraded during the June 2016 mission from *Satisfactory* to *Moderately Satisfactory*, where it remains after the MTR Mission.

Institutional Arrangements

The PMU is staffed with qualified and dedicated professionals, and several key positions have been filled or are in advanced stage of procurement. The Financial Management Specialist replacement

has commenced work on 30 April 2017. Additional individual consultants, such as the Sr. Social Specialist, Communications Officer, field PMU staff, IPOE staff and others, are being processed to be brought on shortly.

The recruitment of the NGO tasked with the formation and strengthening of Water Management Organizations is being given priority now, not only because it is the policy of the GoB that WMOs should be in place before physical works begin, but because this makes good programmatic sense. Given that the original EOIs were solicited in November 2014 and the World Bank has suggested the inclusion of IPM aspects in the TOR, the TOR has been revised. Due to the inclusion of these new additional services, the Proposal Evaluation Committee (PEC) has annulled the earlier procurement process and recommended a new call for EOIs.

#### Recruitment and Procurement

Key procurement activities undertaken during the quarter include:

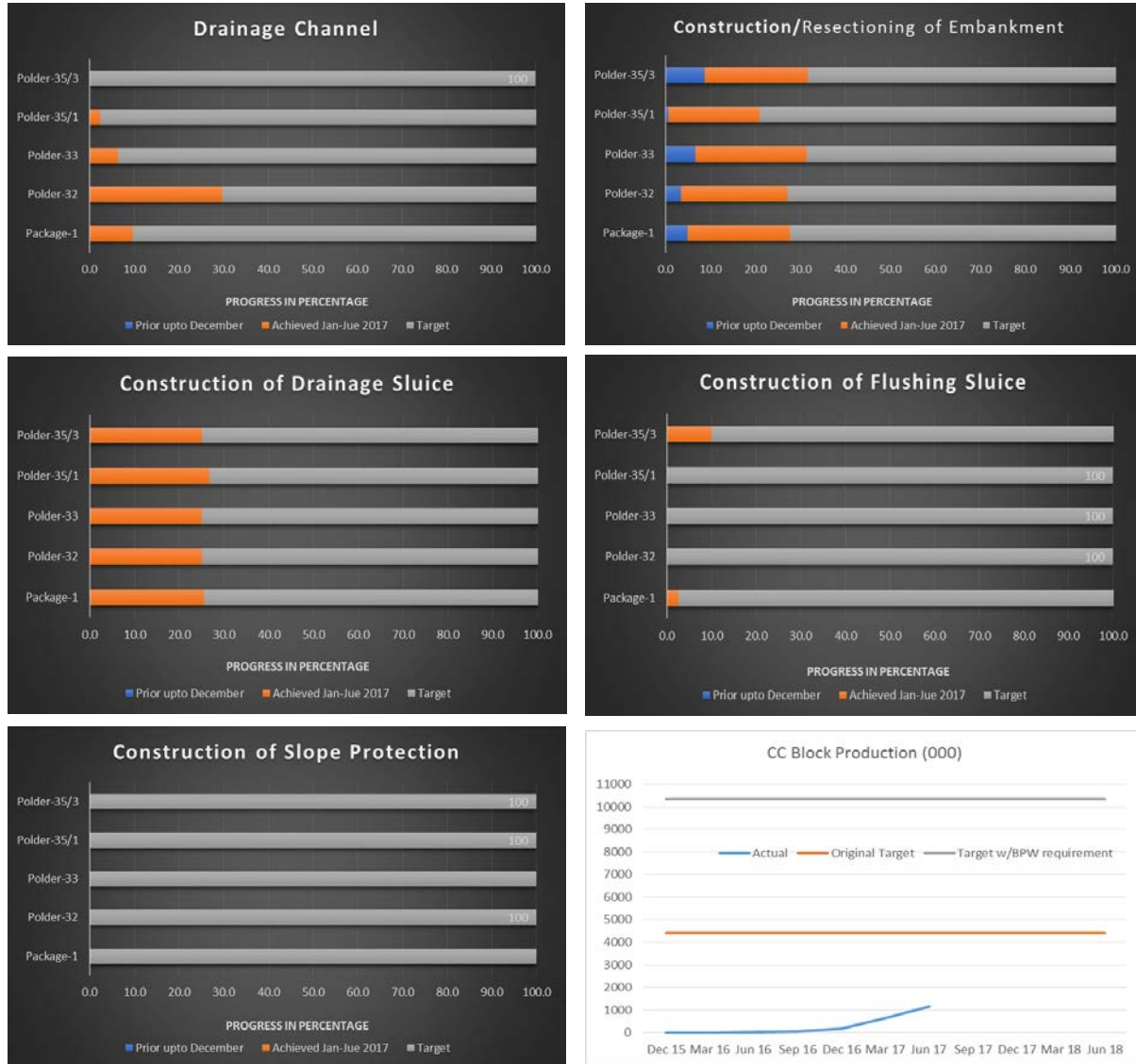
- The contract for Works Package 02 covering the rehabilitation, reconstruction and upgrading of Polders 39/2C, 40/1, 40/2, 43/2C, 47/2 and 48 and evaluation was signed on 08 March 2017, Contractor was issued notice to commence on 12 July 2017 and has commenced mobilization.
- Negotiation continued for the Consultancy for Long-Term Monitoring, Research and Analysis of Bangladesh Coastal Zone Evaluation after commencing on 17 April 2016. The PD via letter of September 2016 has requested the Procurement Panel to reach a conclusion and make a recommendation as quickly as possible. The Procurement Panel has again met directly with the first ranked firm in January 2017 in Dhaka. Some tax and budgetary issues remain to be resolved.
- The negotiations with the replacement candidate for the PMU Financial Management Specialist (national) took place the first week of April 2017 and he has signed a contract and commenced work on 30 April 2017.
- The contract was signed with the selected PMU Communications Officer on 28 March 2017, but he withdrew almost immediately citing personal reasons. Re-solicitation of CVs is underway.
- Three of four IPOE TORs have been submitted to the WB in late December 2016 and approved. A fourth IPOE TOR was submitted to the WB on 01 January 2017. CVs for three of these four IPOE positions are in the process of being solicited.
- IPOE Social Expert has been selected and signed a contract on 20 July 2017.
- EOI notices for PMU Senior Social Specialist, Forestry Specialist, and Social Specialist/ Economist (field) issued on 14 March 2017 with CVs under evaluation during the quarter (with all three joining PMU in July and August 2017).
- EOI notice for Environmental Specialist (field) was issued on 12 February 2017 but only two CVs were received, so additional CVs were solicited. Evaluation is ongoing.
- PMU prepared a new, updated Procurement Plan in the January-March 2017 quarter.

#### Works – Contract 01

Works Contract 01 was signed on 1 November 2015 and the contract effectiveness date was 26 January 2016. Mobilization and physical progress has been slow, yet it is slowly improving. The Engineer's offices, Contractor's offices and campsite have been completed during the year and the BWDB rest houses at Dacope and Rayenda stand at 65% and 95% complete. However, works overall stand at 18% complete by the Contractor's own reckoning at 17 months of a 36 month contract

period. The Contractor has mobilized the original quantum of equipment required, but to catch up, much more equipment will be needed.

Physical progress as of June 2017 is shown below, comparing to the status as of 31 December 2016. Bank protection works stood at 0.4 kms out of 7.7 kms to be done. The contractor is working on 12 drainage sluices with 3 essentially complete (excluding gates and CC blocks) and working on 3 flushing sluices with 1 essentially complete. The total number of hydraulic structures (flushing and drainage sluices) to be constructed is 76.



CC block production stands at 1.161 million as of 30 June 2017 up from 0.644 million on 31 March 2017, 0.178 million as of 31 December 2016 and 0.043 million on 30 September. This is 11.2 percent of the more the more than 10.3 million that must be produced. If the production continues at the rate of the most recent quarter, even with the addition of two more manufacturing plants (raising the number to 7), an additional 36 months will be required to reach the required quantity of blocks.

Emergency works were undertaken at various individual locations in response to observed weaknesses in polder embankments that were vulnerable to erosion and potential breach during the 2016 and 2017 monsoon seasons.

To date, the DDCS&PMS Consultant had authorized emergency works as follows:

- 1<sup>st</sup> batch starting January 2016                      25 locations                      4.398 kms costing BDT 20.423 million
- 2<sup>nd</sup> batch Cyclone Roanu, May 2016                      19 locations                      2.851 kms costing BDT 16.208 million
- 3<sup>rd</sup> batch 2017 monsoon                      41 locations                      4.934 kms costing BDT 18.517 million

The Contractor completed all the Emergency Works for batches 1 and 2 during the fiscal year 2016/17. For the 3<sup>rd</sup> batch, 24 locations are completed and 17 are about to start or in progress. New vulnerable sites are continually under assessment by a tripartite team comprising XEN, Engineer and Contractor.

The total estimated amount for emergency works completed and currently underway amounts to 54.3 million exceeding the total allocation of BDT 40 million under the provisional sum BoQ item. This budget is meant to cover the three year construction period and while the need for emergency works will decline as the permanent works advance, it is clear that additional funds will be required.

Works – Contract 02

Works Contract 02 was signed on 8 March 2017 and the notice to commence was issued on 12 July 2017. Contractor is in the process of mobilizing and has started survey works.

Design and Supervision

The Consultants for a) Detailed Engineering Design and Construction Supervision for remaining Polders, b) Project Management Support, c) Preparation of EIA of remaining Polders and d) RAP (hereafter DDCS&PMSC) have been in place since January 2015 and have been carrying on their work diligently. The DDCS&PMSC is comprised of Royal HaskoningDHV in association with DevCon/KMC/CEGIS, DPM, IWM and DHI.

All detailed designs have been completed for package 01 works in earlier quarters, based on modeling that determined the design parameters as well as geotechnical surveys and investigations. Revisions are being made as needed based on field conditions. The Consultants also oversaw the survey and design work undertaken by the Works Contractor for Package 01.

The detailed designs of Package 02 polders advanced during the quarter and the year as follows:

Sl	Item	Project Target	30 Jun 16		31 Mar 17		30 Jun 17	
			Designed	Approved	Designed	Approved	Designed	Approved
1	Embankment (kms)	208.71	208.71	208.71	208.71	208.71	208.71	208.71
2	Drainage Channel (kms)	188.0	96.64	0	153.5	54.6	188.0	188.0
3	Drainage Sluice (no.)	50	50	50	50	50	50	50
4	Flushing Sluice (no.)	71	10	0	65	18	71	45
5	Riverbank Protection (kms)	5.395	5.395	0	5.395	5.395	5.395	5.395
6	Embankment Slope (kms)	9.387	9.387	9.387	9.387	9.387	9.387	9.387
7	Flood Wall (kms)	17.00	7.90	0	8.30	0	8.30	0
8	Closure (no.)	8	0	0	0	0	8	0

The design of package 03 polders commenced during the July-September 2016 quarter and stands at less than 50% complete as of 30 June 2017, little changed from its status at the end of December 2016.

Sl	Item	Project Target	30 Jun 16		31 Mar 17		30 Jun 17	
			Designed	Approved	Designed	Approved	Designed	Approved
1	Embankment (kms)	210.25	0	0	210.25	0	210.25	0
2	Drainage Channel (kms)	167.37	0	0	0	0	0	0
3	Drainage Sluice (no.)	52	0	0	5	0	5	0
4	Flushing Sluice (no.)	36	0	0	0	0	0	0
5	Riverbank Protection (kms)	1.65	0	0	0	0	0	0
6	Embankment Slope (kms)	15.30	0	0	0	0	0	0



## Environment

### **Package 02 EIAs**

Public Disclosure and Consultation Meetings for Package 02 EIA Reports at local levels were held in December 2016 for 5 of the polders, while for Polder 39/2C, consultations were carried out on 13 January 2013. Later this Polder was shifted as part of the contract for Works Package 2, and the EIA for this Polder was updated and several local consultations were again held. All the EIAs of the 6 Polders of Works Package- 2 were presented at the final National Dissemination Seminar held in Dhaka on 25 January 2017. The EIAs were cleared by the World Bank and GoB and uploaded to the website.

### **Package 03 EIAs**

Draft EIAs for the seven Package 03 polders are in the process of being finalized by the DDSC&PMSC. A new format was to have been developed for one polder (34/3) as a model taking into account environmental enhancement measures, reporting on consultations, and other aspects as agreed with the WB and IPOE. This model EIA was submitted to PMU on 30 March 2017 and forwarded to the World Bank for comment. Comments from the WB, PMU and M&E Consultants have been received in April and a revised version submitted to the World Bank in June 2017.

### **Package 01 EAPs**

The Contractor for Package 01 has prepared their Environmental Action Plan with the close guidance of DDSC&PMSC and World Bank. The revised EAP has been approved by the WB, but it is still undergoing improvement to make it useful for action planning and monitoring and to be site-specific. The Contractor is now submitting completed environmental checklists to DDSC&PMSC twice monthly.

### **Package 02 C-ESMPs**

The Contractor for Package 02 has prepared their Environmental and Social Management Plans which have been approved provisionally by the DDSC&PMSC. These will be updated with greater specifics once the campsites and manufacturing sites have been identified and layout plans developed.

### **Bi-Annual Environmental Monitoring Report and Annual Environmental Audit Report**

Two Bi-Annual Environmental Monitoring Reports (#1 and #2) and Annual Environmental Audit Report (covering January-December 2016) were prepared and submitted on time during the year. Environmental compliance by the Contractor has many gaps, but the field supervision visits by the Engineer, the PMU and the M&E Consultants have provoked improvement.

### RAP/LAP Preparation and Implementation

Key accomplishments during the 2016/17 year for Package 01 include:

- Training and orientation of GRC and PRAC members in all four polders of Package 01
- Completed translation of Package 01 RAP into Bengali by 15 February 2017
- Field level updating of the inventory started in June 2016 and was completed in January 2017.
- Land acquisition proposals were finalized during the year and LAPs for Polders 32, 33 and 35/3 were approved by MOL and PMO while the LAP for Polder 35/1 required DLAC to convene twice due to alignment change. The Polder 35/1 LAP is now with MOL.
- Resolution of 61 of 66 grievances registered in the prior period – 20 have been resolved at the field level and 41 were resolved by formal hearing 12-16 February 2017 at the respective Union Parishads. The remaining five cases are undergoing further investigation.
- Disclosure and documentation - BWDB and RAP team maintains records in details about the complaints and their resolutions in a register including intake register, resolution register

and closing register. Grievance resolution is a continuous process in RAP implementation. The Facilitating Office keeps records of all resolved and unresolved complaints and grievances and has made them available for review if need.

- 2872 non-titled EPs have been compensated in three rounds of disbursement
- Coordinating with PRAC to assist EPs in relocating
- 98% of the first two batches of compensated PAHs (of a total 1441 PAHs) have already vacated the right of way. Taking all three disbursement rounds together, 1624 PAHs or 57% have vacated the ROW as of 30 June 2017
- Regular contact with the displaced people and monitoring of utilization of the compensation money has been carried out, documented and reported by the RAP team of the DDCS&PMS Consultants.

Key accomplishments during the 2016/17 fiscal year for Package 02 include:

- RAP submitted to World Bank in February 2017 and WB RSA concurrence received. Being updated based on final LAPs
- DLAC approved LAPs and notice u/s-3 issued for 6 of 7 polders (except 43/2C). For Polder 43/2C, feasibility assessment is in process.
- PAVC formed in Patuakhali District for 47/2 and 48 and Barguna District for 40/2 and 41/1. XENs for Pirojpur, Kalapara and Patuakhali issued letters to DC, city mayor, UP chairmen, etc. requesting nominations.
- A Tribal People's Development Plan (TPDP) for the Rakhine Community at polder 48 has been prepared and submitted to the World Bank.
- Video recording updating essentially completed
- 94% of EPs have ID cards prepared and bank accounts opened, up from nil one year earlier.

#### Monitoring and Evaluation

Key accomplishments April-June 2017 include:

- Prepared a Brief for the World Bank Environmental and Social Safeguards mission in May 2017.
- Prepared the 6<sup>th</sup> Quarterly Progress Report
- Reviewed Package 02 Contractor's C-ESMP
- Field visits for monitoring of implementation, safeguards compliance and consultation with PAPs.
- Participated in developing and implementing a phone survey of resettled persons.
- Designed and implemented a baseline fish market survey.

Key accomplishments July 2016-March 2017 include:

- Prepared a briefing document for the World Bank and GoB Mid-Term Review in January 2017 and participated in the MTR.
- Cleaned data from baseline survey and commenced data table generation
- Prepared the 3<sup>rd</sup>, 4<sup>th</sup> and 5<sup>th</sup> Quarterly Progress Report
- Prepared the Annual Report for FY 2015/16
- Took the lead in drafting the joint PMU, DDCS&PMSC and M&E Consultant 1<sup>st</sup> and 2<sup>nd</sup> Bi-Annual Environmental Monitoring Reports
- Undertook the first Annual Environmental Audit and prepared the required report
- Reviewed and commented on the Contractor's EAPs.
- Reviewed and commented on the Package 03 EIA model format and other draft EIAs.
- Reviewed and commented on DDCS&PMSC progress reports.
- Field visits for monitoring purposes.
- Advanced the preparation of the PMIS



## Issues and Recommendations

### New Issues

Two new issues have emerged during the quarter. The first of these issues should be considered a red flag issue given it is urgent and presents a high risk to the project.

#### **Issue QPR6-1: Upcoming Absence of Supervision Consultant's Top Three Key Staff - Team Leader and Resident Engineers for Package 01 and 02**

The DDCS&PMS Consultants have notified the PD that the current TL will resign effective 31 August 2017 due to family health reasons. The Consultant's original RE for Package 02 is not available and a replacement candidate has been proposed. For the current RE for Package 01, the BWDB and DDCS&PMS Consultants have agreed that he should be replaced once a replacement is approved and in place allowing for a period of overlap for proper handing over. The RE for Package 01 has departed the project prematurely in early August 2017. As of this date (15 August 2017), no replacement candidate is yet approved for any of these three positions although replacements have been submitted. The process will take time so there will undoubtedly be a period starting 01 September 2017 where all three positions will be vacant. This is critical as the monsoon season occasions potentially grave emergencies and the construction season is about to commence on 01 October 2017.

**Recommendation:** DDCS&PMS Consultant to propose temporary solution so that an acceptable and approved staff (per FIDIC and BWDB regulations) with legal authority to instruct the Contractors is in place and also that supervision is effectively provided. BWDB must expedite review and approval, if appropriate, of replacement staff.

#### **Issue QPR6-2: RAP Irregularities Have Been Alleged so Systems Must be Strengthened**

There have been some allegations of payment being made for structures put in place after the cut-off date and some other irregularities based on information obtained by the M&E Team and based on some of the grievances that are being registered. The PMU has instructed the DDCS&PMS Consultant to investigate and report back, which it has done, concluding that the allegations have been made by a former dissatisfied employee. However, the allegations of irregularities were not based on a single person's statements.

**Recommendation:** The DDCS&PMS Consultant may look into the matter with more diligence and also make sure that systems and procedures of the RAP Implementation Consultants and DDCS&PMSC are strengthened for proper targeting, better oversight and greater transparency. For example:

- EPs should receive advance notice of their compensation to be paid with detailed breakdown of the basis of calculating payment (square footage, type of structure, material of the structure, etc.);
- The PAVC rates should be public knowledge and widely disseminated
- EPs should be clearly informed that they are not obligated to make any payment to FGD president or anyone else in order to receive their entitlement

### Red Flag Issues Unresolved from Prior Quarters

The issues bulleted here are the most critical among the issues remaining unresolved.

- **R** Issue QPR6-1: River Bank Protection Works Need Urgent Attention and Additional Resources. Some of these works are already foreseen and budgeted in Works Package 01, but additional BPW with estimated cost of about \$80m are reported to be needed in the four polders as well. An economic analysis should be undertaken to examine best options, source of funds to be arranged and procurement to proceed on an urgent basis.
- **R** Issue QPR6-2: Engineer Needs to Deploy Additional Site Staff now that the Package 02 Contractor is mobilizing. - The DDCS&PMS Consultants have submitted a request for budget re-allocation for this purpose to the PMU and the way forward must be agreed quickly so there is adequate supervision in place.
- **R** Issue QPR5-1: Specifications Need Heightened Attention - In Particular Specifications 9.1 to 9.5 Dewatering of Subsurface and Surface Water. Some improvement is now noted and Engineer must monitor closely.
- **R** Issue QPR4-1: Land Acquisition Cost Has Increased Dramatically. World Bank and GoB to consider and formally agree on the budget re-appropriation and financing to meet the increased land acquisition costs. World Bank has stated it could consider increasing the financing for LA Costs when disbursements increase substantially.
- **R** Issue QPR4-4: Livelihood Restoration Program Needs Attention. No training needs assessment has been done and no training delivered to date.
- **R** Issue QPR3-2: Equipment Mobilized on Contract W-01 is Inadequate. The equipment numbers have been increased substantially, but given the need for the Contractor to catch up (only at about 18% of works are completed while 17 of 36 months has elapsed) still more equipment is needed.
- **R** Issue QPR2-2: DPP (GoB Authorizing Document) and Loan Agreement Amount Requires Amendment to Accommodate Cost Increases in estimated cost of works, land acquisition and consulting services (and change in the USD/SDR Exchange Rate). This process takes as long as one year or more.
- **R** Issue QPR2-10: Capacity Building and Independent Advice Needed for PMU/BWDB in FIDIC and Contract/Claims Management. While these competencies are not expected of the PMU since the Engineer has been hired for this purpose, such training and advice would benefit the Project and the BWDB.
- **R** Issue QPR1-4: LAP and RAP and the compensation payments must be expedited so that work sites can be handed over to the Contractor. As of 30 June 2017, compensation to non-titled EPs stands at 55% of expected EPs for Package 01 and 56% of this number have vacated their premises, but these are scattered along the embankment. No titled landholders have yet to be compensated. The result is that the Contractor for Package W-01 may become constrained as increasingly small, scattered, non-contiguous stretches of embankment are encumbrance free.
- **R** Issue QPR1-5: Recruitment of NGOs and Consultants: According to the policy of the GoB, work on WMO formation should begin prior to commencement of civil works so that users are consulted during implementation of the project and to ensure ownership and

commitment to effective O&M. Procurement Evaluation Committee (PEC) has decided to solicit fresh EOIs in its meeting of 28 March 2017 due to the addition of an IPM component at the suggestion of the WB and the length of time since the original call for EOIs (November 2014). While this is wise, strong efforts must be made to expedite this procurement.

All of these “red flag” issues – new and old – are both urgent and important and they must be pursued in parallel.

The most urgent of these is the issue of key staff replacement and effective coverage of the DD&PMS Consultant’s contractual responsibilities as Engineer under FIDIC. Approved staff with proper authority must be in place at all times and a gap looms in this respect.

The resettlement and land acquisition processes are also particularly worrisome, given the length of time it is taking on Package 01 so far. While the first RAP was prepared in 2015, it took almost one year to make the first payment to non-titled EPs and the land acquisition process has not yet begun due to delays in land valuation. Currently, it is projected that payments to the last of the non-titled EPs in Package 01 will likely be completed only around October 2017 and then the EPs are given 30 days to move. Compensation to most titled EPs for their land will stretch beyond that. Of course, the Package W-01 Contractor has unencumbered stretches available and can work around the stretches that EPs are to vacate, but these are increasingly small and scattered.

#### Status of All Issues Raised in Prior Quarters

All the issues from the prior Quarterly Progress Reports – whether red flag issues or otherwise – are summarized in the chapter on Issues along with the current status of implementation of recommendations.

#### **Summary of Plans for the Next Two Quarters**

##### ***Procurement:***

- For Package 03, the design and tender document preparation will continue and a decision about whether to defer this package to Phase 2 will be made later.
- The Procurement Panel is to complete the negotiation and it is hoped that PMU will be able to sign the contract with the first-ranked firm on the Long-Term Monitoring, Research and Analysis of Bangladesh Coastal Zone Consultancy. Otherwise, steps will have to be taken to re-advertise depending on the recommendations of the Procurement Panel and position of BWDB and the World Bank.
- PMU will solicit names of qualified NGOs from the DCs in the project area and solicit EOIs for the Social Afforestation and Social Action Plan NGOs. These EOIs will be evaluated for 5-6 packages and the top-ranked NGO will be invited to submit a proposal under Consultant Qualifications Selection mode of procurement.
- PMU will complete recruitment of the PMU Communications Officer and other individual consultants (including IPOE).

##### ***Design:***

Package 03 detailed design stands at 20% complete; work will progress on the designs during the next two quarters.

**Works:**

It was agreed with the World Bank during the MTR mission, the Contractor for Package W-01 is supposed to complete 91 kms of embankment works, 15 drainage structures, 18 flushing inlets, 70 kms of drainage channels and 7.95 kms of river bank protection works. This ambitious schedule especially with respect to the structures and bank protection works could not be met and will take additional time after the monsoons.

The Package 02 Contractor is expected to complete mobilization of staff, material and equipment and begin permanent works.

**Construction Supervision:**

Physical progress S curve is to be developed by the DDCS&PMSC with guidance of PMU and M&E Consultants. The DDCS&PMSC will focus on project management tools to show critical path including the management of risks associated with the resettlement / land acquisition requirements.

The DDCS&PMS Consultants will complete the preparation of Bidding Documents for Package-3 by taking into account the lessons learned from Package-1 and Package-2. The DDCS&PMSC progress report Gantt chart shows finalization and approval of the Bidding Document for Package 3 for 13 February 2017 and award of contract for 6 October 2017, but this will have to be updated to reflect the latest actual conditions. At the MTR, the target date of 30 June 2017 was set, but several additional quarters will be required.

**Resettlement:**

The plans for RAP and LAP covering the next two quarters include:

- Obtain Package 02 LAP MOL and PMO approval for Polder 43/2C (final polder) and issue notice under section 3.
- Issue notice under sections 6 and 7 for all Package 02 polders.
- Program for development of strategy and action plan for settlement of pending land legacy issues with timetable
- Program for development of database of land ownership and land taking under existing embankments with timetable.
- Completing the payment of compensation for all non-titled EPs of Package 01 by August 2017
- Starting the payment of compensation for land of the titled EPs of Package 01
- Starting the payment of compensation for Package 02 EPs
- Ensure PAVC and GRC members are in place and convening for all polders of Package 02
- Ensure PRAC is functional and pro-actively supporting PAPs that will be displaced in both Package 01 and Package 02 areas.
- For Package 03, maps will be collected, plot schedule prepared and preparation of LAPs will commence.

**Environmental Safeguards:**

EIAs for the seven polders of Package 03 will be completed using an updated model outline. The Bi-Annual Environmental Monitoring Reports of July 2017 and January 2018 will be prepared, EAPs for Package 01 actually implemented at site level, C-ESMPs drafted by the Contractor for Package 02 updated based on specific camp and CC plant sites, and environmental management and monitoring training for the Package 01 and Package 02 contractors and consultant staff will be conducted.

Environmental Audit #2 covering January-December 2017 will be conducted by the M&E Consultants in January 2018 and finding report submitted by 7 February 2018.

***Monitoring and Evaluation:***

The M&E Consultants are to prepare the 8<sup>th</sup> and 9<sup>th</sup> Quarterly Progress Report, prepare for the second round Baseline Survey for Package 02, prepare the Baseline Survey Report, conduct a Baseline Survey Results Workshop, improve on the beta version web-based PMIS, participate in preparing the Bi-Annual Environmental Monitoring Report, undertake the Environmental Audit, monitor the performance of CEIP-1 and provide M&E training. They will also participate in any ISR missions of the World Bank.

***Administrative:***

The DPP will need to be revised and discussions on this may commence in the next two quarters.



## 1. PROJECT BACKGROUND

After the implementation of CERP-II, cyclone SIDR struck in 2007. The Government of Bangladesh obtained a Credit of US\$ 375 million from the International Development Association (IDA) and a Grant of US\$ 25 million the Climate Investment Fund (CIF) to finance the cost of the Coastal Embankment Improvement Project-Phase I (CEIP-I).

The objective of the investment is to support the Government of Bangladesh's efforts to protect the population and their productive assets in the polders and strengthen the embankments' long-term durability through embankment heightening, improved drainage, and foreshore afforestation.

The project aims at restoration of the agriculture sector within the polder areas and rehabilitation of infrastructure with "build back better" designs that can guard against both tidal flooding and frequent storm surges.

The project will pilot the mobilization of Water Management Organizations (WMOs) to provide coordination among the competing needs of various users and to ensure sustainability by assigning maintenance responsibility to the WMO.

The project will also provide long term monitoring of the coastal zone, technical assistance, and strategic studies and training to strengthen the role of the polder infrastructure in protection of human lives, physical assets, the environment and agricultural productivity.

Most importantly it will support the initial implementation of the first slice of a fifteen to twenty year program for polder scheme rehabilitation and upgrading. Given Bangladesh's high level of vulnerability to natural disasters and climate change, and the large population residing in the coastal zone, this project is vital to its development. A Map showing the Polders included under the Project is presented in Annex 1. The basic characteristics of the polders included under the Project is presented in Annex 2.

The APR/QPR covers the entire Project, with all components as presented below:

### **Component A - Rehabilitation and Improvement of Polders (US\$291 million).**

**Component A1:** Rehabilitation and Improvement of Polders (US\$ 286 million). (US\$ 266 million from IDA Credit; 20 million Grant from PPCR). The reconstruction and rehabilitation works will be designed with improved standards so that protection is for both tidal flooding and frequent storm surges. Investments will include improving O&M systems improvements.

**Component A2:** Afforestation (US\$5 million). Afforestation is important as it provides protection from tidal flooding and storm surge. This will include:

- Planting selected mangrove and other salt tolerant species are planned on BWDB's on the riverside of the embankment.
- Planting a range of commercial wood, fruit and other shallow rooting social forestry tree species is proposed on the foreshore lower slopes of embankments.

Plantings would commence after resolving land ownership and competing land-use (fish and shrimp ponds, rice paddies, livestock grazing, settlement, etc.) issues and the completion of needed earthworks on the embankments.

**Component B-Implementation of Social and Environmental Management Frameworks and Plans (US\$56 million).**

**Component B1: Implementation of Social Action Plans (US\$3 million).** It is envisaged that this component, along with the social afforestation (Component A2) will be implemented through a well-established Non-Government Organization (NGO). Social mobilization is expected to last around two years. This will be piloted in 4-6 polders and follow an eight step process, as identified in the Guidelines for Integrated Planning for Sustainable Water Resources Management, published by BWDB in 2008. The objective is to enable participatory WMOs to become responsible for the operation and minor maintenance works of the polders under a memorandum of understanding with BWDB and enhance efficiency of local water management with their involvement. Should the participatory approach prove to be successful, it would be scaled up under the next phase of investments.

**Component B2: Implementation of Social Management and Resettlement Policy Framework (SMRPF) and Resettlement Action Plans (RAPs) (US\$49 million).** This component will finance:

- (i) the implementation of the RAP, including land acquisition and the resettlement and rehabilitation of PAPs,<sup>1</sup>
- (ii) the development of a system to computerize land acquisition and resettlement data with Global Positioning System (GPS) reference,<sup>1</sup> and
- (iii) an independent institute to undertake surveys and verify field data in order to guard against improper targeting of beneficiaries and/or false delivery of benefits in case of RAP.

**Component B3. Implementation of EMF and EMPs (US\$4 million).** This component will finance:

- (i) the preparation of EIAs for all remaining polders;
- (ii) the implementation of the Environment Management Plan (EMP) and environmental mitigation and enhancement measures; and
- (iii) the establishment of an environmental monitoring system in BWDB.

Some of the items under EMP will be integrated with the civil works and included in the budget of Component A1.

**Component C- Construction Supervision, Monitoring and Evaluation of Project and Coastal Zone Monitoring (US\$32 million)**

**Component C1: Detailed Design and Construction Supervision (US\$16 million).** This component will cover consulting services for

- (i) surveys, designs of remaining polders to be included in the project (other than the 5 for which detailed designs have already been completed), and
  - (ii) Construction supervision of rehabilitation and improvement of coastal embankments.
- The component will also finance surveys required prior to construction work.

**Component C2: Third Party Monitoring and Evaluation of Project (US\$4 million).** This component will cover consulting services for continuously monitoring project activities and providing feedback to the government and the implementing agency on the project's performance. This includes supervising the implementation of the Governance and Accountability Action Plan (GAAP), EMP and RAP. This will be provided through third party assessment and monitoring of key aspects of project implementation.

**Component C3: Long Term Monitoring, Research and Analysis of Bangladesh Coastal Zone (US\$12 million at appraisal, but \$8.5 million in DPP). (US\$7 million from IDA credit; US\$5 million Grant from PPCR).**

The project will support a comprehensive monitoring and morphological assessment of the Bangladesh Delta by financing procurement of goods, services, and incremental operation costs including for advanced technology and equipment, high resolution remote sensing images etc. This work will be carried out by key institutions in Bangladesh in cooperation and twinning arrangements with international institutions and experts concerning specific topics.



**Component D - Project Management, Technical Assistance, Training and Strategic Studies (US\$21 million).**

**Sub-Component D1:** Project Management Unit (PMU) will be established and maintained and all necessary audit reports financed;

**Sub-Component D2:** Technical assistance and training will support the coordination and management of the PPCR at program level and provide institutional capacity building, technical assistance and training for BWDB.

**Sub-Component D3: Strategic studies and future project preparation:** whereby resources will be provided for needed strategic studies (including the continuous updating of the strategic polder assessment as well as all necessary preparatory studies for following phases of the CEIP.

**Component E - Contingent Emergency Response:** This component is included to enable a speedy response in the event of a serious calamity. It will enable quick re/allocation of funds for such event, but has no fund allocation at appraisal.

## 2. PROJECT INPUTS

### 2.1 Finance and Disbursements

Tables 1 and 2 present the Revenue/ Input Expenditure Data as well as Capital / Output Expenditure Data as of 30 June 2017. Revenue expenditures in the fourth quarter reached 99.96% of the planned expenditures for the current FY (column 8, last row) compared to 31.7% in the prior quarter. The planned revenue expenditures for the year were reduced to 56% of the original level during the 3<sup>rd</sup> quarter.

Cumulatively, revenue expenditures stand at 18.9% of the project budget for these expenditures (column 10, last row). This compares to 10.4% one year earlier.

**Table 1: Revenue Expenditures / Input Cost up to 4<sup>th</sup> Quarter of FY 2016-17 (as of 30-Jun-17)**

All BDT in Lakh Taka ("00,000)										
Services Package		Planned for		Progress			Achieved (%) of this FY against		Cum. achieved against the Total Project Cost	
Major items of action		Total Project	FY 2016-17	Cum. upto last FY	This (4th) Quarter of the FY	This FY		This FY's Plan		
		BDT	BDT	BDT	BDT	BDT	US \$	%	%	
Rf #	1	2	3	4	5	6	7	8	9	10
<b>1. Implementation of SAP and EMP</b>										
1.a	Resettlement / Compensation Payments other than Land Acquisition	26,918.60	2,479.20	2,000.00	1,894.44	2,479.20	3,138,228	100.0%	9.2%	16.64%
<b>2. Construction Supervision, M&amp;E, Delta Monitoring</b>										
2.a	Consultancy Services for Construction Supervision & Detailed Engineering Design of remaining 12 Polder under CEIP, Phase-1	13,659.28	2,506.42	3,365.92	1,708.12	2,504.42	3,170,152	99.9%	18.3%	42.98%
2.b	Third Party Monitoring & Evaluation (M&E) of overall project implementation, RAP & EMP	2,609.09	557.38	398.75	273.61	557.38	705,544	100.0%	21.4%	36.65%
2.c	Consultancy Service for Long term monitoring, research of Bangladesh Coastal Zone	6,709.09	-	-	-	-	-	--	-	-
<b>3. Project Management, TA, Training, Strategic Studies</b>										
3.a	Project management support and audits	11,507.99	389.30	1,209.39	175.71	388.78	492,127	99.9%	3.4%	13.89%
4.	Overseas Training	745.45	-	203.19	-	-	-	--	-	27.26%
5.	Honorarium/ Fees/ Remuneration	30.00	2.70	3.39	1.17	2.63	3,329	97.4%	8.8%	20.07%
Other Activities not yet undertaken		7,056.30	-	-	-	-	-	--	-	-
<b>Sub-total Revenue Component</b>		<b>69,235.80</b>	<b>5,935.00</b>	<b>7,180.64</b>	<b>4,053.05</b>	<b>5,932.41</b>	<b>7,509,380</b>	<b>99.96%</b>	<b>8.57%</b>	<b>18.94%</b>
Source: IMED-05 report June 2017 of CEIP-1										1 USD=79 BDT

Capital expenditures (Table 2) increased dramatically during the quarter accounting for 83.4% of this year's plan, allowing the project to reach essentially 100% of target for the year. The planned capital expenditures for the year were reduced by 52% during the 3<sup>rd</sup> quarter.

Cumulatively, capital expenditures are only 11.4% of the total budgeted for the project (last row of column 10). This compares with 4.3% one year earlier.

**Table 2: Capital Expenditures / Output Cost as of 3<sup>rd</sup> Quarter of FY 2016-2017 (as of 31 Mar 2017)**

		All BDT in Lakh Taka ("00,000)								
Goods & Works Package		Planned for		Progress			Achieved (%) of this FY against		Cum. achieved against the Total Project Cost	
Component / Sub-Component		Total Project	FY 2016-17	Cum upto last FY	This (4th) Quarter of the FY	This FY		This FY's Plan		Total Project
		BDT	BDT	BDT	BDT	BDT	US \$	%	%	%
Rf #	1	2	3	4	5	6	7	8	9	10
1.a	Equipment and goods under Comp. B, C, D (6800)	1,545.30	4.67	702.83	-	4.67	5,911	100.0%	0.3%	45.8%
2.a	Acquisition of Land (544.16 ha)	8,852.40	2,000.00	2,806.25	2,000.00	2,000.00	2,531,646	100.0%	22.6%	54.3%
3.a	Construction & Reconstructions of Drainage Structures (7041)	35,538.97	800.00	-	800	800	1,012,658	100.0%	2.3%	2.3%
3.b	Others (7081)	182,436.24	13,760.33	6,662.09	11,019	13,759	17,416,696	100.0%	7.5%	11.2%
Other Activities not yet undertaken		6,095.00	-	-	-	-	-	-	-	-
<b>Sub-total Capital Component</b>		<b>234,467.91</b>	<b>16,565.00</b>	<b>10,171.17</b>	<b>13,818.55</b>	<b>16,563.86</b>	<b>20,966,911</b>	<b>99.99%</b>	<b>7.06%</b>	<b>11.4%</b>

Source: IMED-05 report June 2017 of CEIP-1

1 USD=79 BDT

Note: the red font rows indicate that the aggregation level has changed compared to prior year.

Table 3 presents the input and output ratio (expressed as a percentage) of expenditures which shows a 35.8% actual input/output ratio which is exactly equal to the adjusted plan of 35.8% during FY 2016-17. This compares to a cumulative percentage of 32.9% an overall life-of-Project target of 29.5%. The expenditure under consultancies normally precedes capital (works and land acquisition) expenditures due to design and procurement efforts required.

**Table 3: Revenue-to-Capital Expenditure Disbursement Rate for FY 2016-17**

	Original Plan for FY 2016-17	Revised Plan for FY 2016-17	Actual for FY 2016-17	Actual Inception to Date	Plan for Overall Project
	US\$	US\$	US\$	US\$	US\$
Revenue Expenditure	13,417,722	7,512,658	7,509,380	16,598,797	87,640,253
Capital Expenditure	43,544,304	20,968,354	20,966,911	33,841,810	296,794,823
Revenue : Capital	30.8%	35.8%	35.8%	32.9%	29.5%

#### Disbursements by the Project

As of June 2017 the Loan had become effective for 46 months. According to the IMED reports prepared by PMU, total disbursement by the project to date is as follows:

- As of 30 June 2017 US\$50.44 million, or 12.6% of total project cost
- As of 30 June 2016 US\$21.97 million, or 5.7% of total project cost

Another \$49.52 million is projected to be disbursed during the coming FY 2017/18 broken down as \$41.52 m from the IDA credit and \$8.0 m from the PPCR Trust Fund.

#### Disbursements from the World Bank to the Project

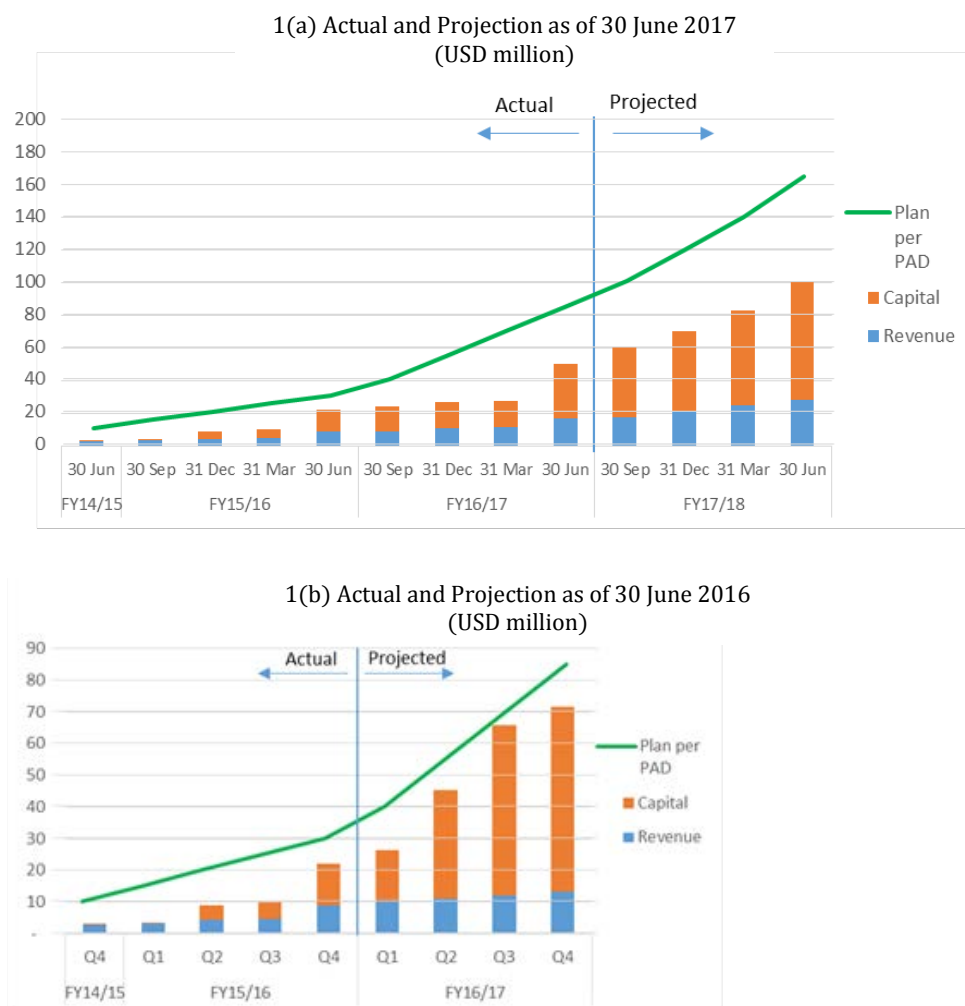
Cumulative figures of disbursements from the World Bank (and PPCR) to the BWDB appear below, converted from BDT to USD at a rate of 79 BDT per USD:

Cumulative as of Given Date	IDA Credit (USD million)	PPCR Grant (USD million)	Total (USD million)	As % of Total Project Cost
30 June 2017	38.481	16.876	55.357	13.8%
31 Mar 2017	24.177	16.876	41.053	10.3%
31 Dec 2016	24.177	16.876	41.053	10.3%
30 Sep 2016	17.215	8.608	25.823	6.5%
30 June 2016	17.215	8.608	25.823	6.5%

They stand at 13.8% of the total amount up from 10.3% on 31 March 2017 and 6.5% one year earlier. The total disbursed to date is \$55.357 million comprised of IDA Credit US\$38.481 million + TF PPCR US\$ 16.876 million. It is estimated that at least \$50 million in additional requests for withdrawal will be made by the Project during the July 2017-June 2018 fiscal year (additional 12% of the project budget). Disbursements are expected to pick up considerably with the mobilization of the Contractor for Works Package 02 and the hoped-for ramped up work on Package 01.

The disbursement target for last year was not met and consequently the implementation performance was downgraded during the mid-term review from *Satisfactory* to *Moderately Satisfactory*. During the past year, the signing of the contract for Works Package 02 was delayed during discussion with the World Bank on how to deal contractually with the anticipated shortfall in budget for land acquisition while Package 01 progress has been disappointing and the IPCs have been delayed due to errors and incomplete documentation from the perspective of PMU.

The actual disbursement for FY 2016-2017 was lower than projected at the beginning of the year, but the 4<sup>th</sup> quarter showed substantial improvement. See Figure 1(a) versus Figure 1(b).



**Figure 1: Actual and Projected Disbursements by Project Compared to Plan (USD million)**

Annex 4 provides further details on the status on Finance and Disbursements.

## 2.2 Project Inputs – Personnel and Equipment

### 2.2.1 Project Organization Chart

The Project Organization chart is depicted in Figure 2 below.

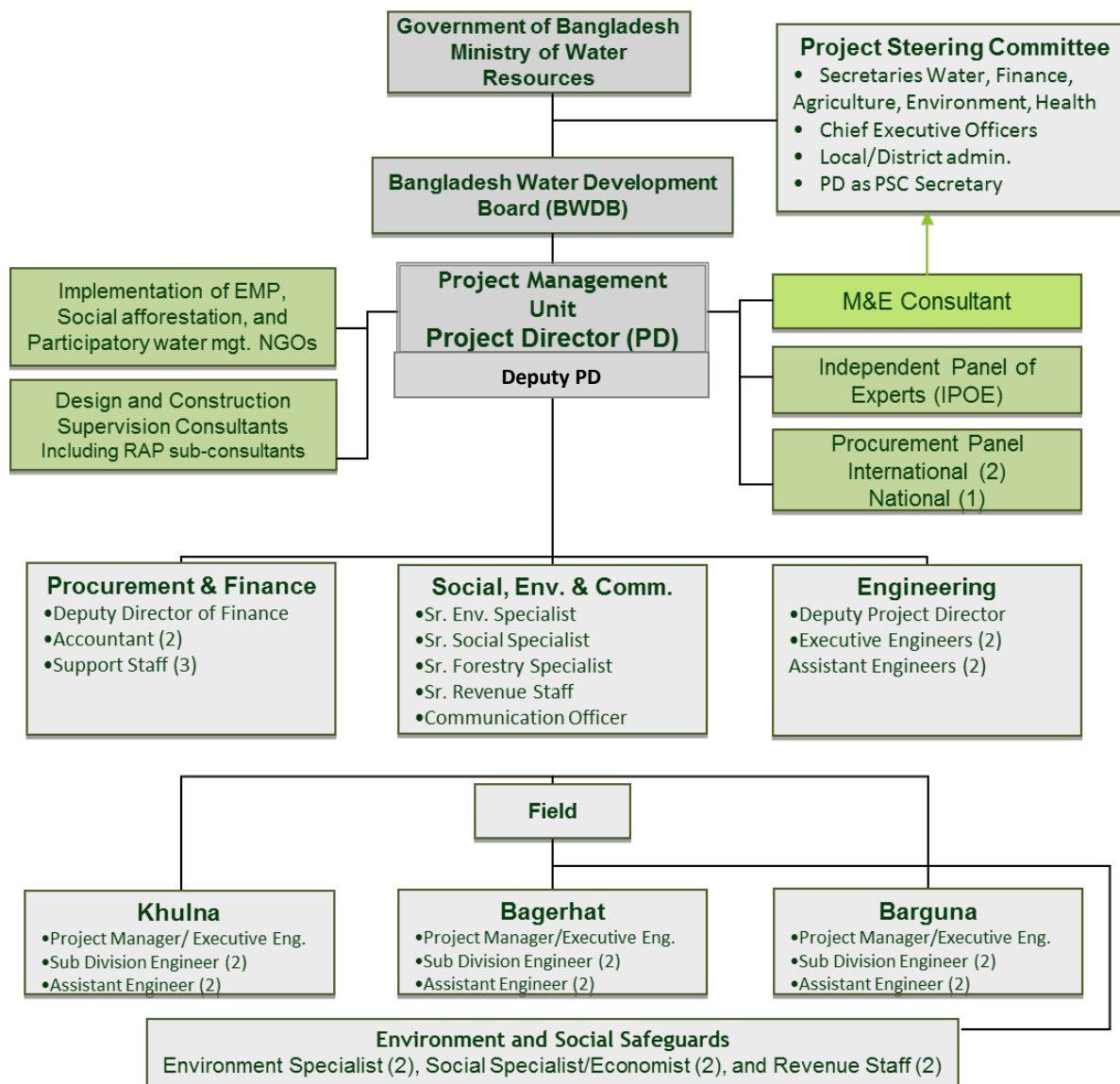


Figure 2: CEIP-1 Project Organization Chart

### 2.2.2 Project Management Unit (PMU)

The PMU is to oversee overall project implementation. The Project Director (PD) is in charge of the PMU. The PD is signatory of all relevant project actions including on the project accounts.

PMU staff assists the PD in the discharge of project duties. The list of staff and deployment dates is attached as Annex 3. The PMU office and staff in Dhaka oversee all consultants working on the project. The PMU maintains two district-based offices in Khulna and Bagerhat, with a third office likely to be opened in Barguna if and when works begin in that area. Until this year, only the Khulna office had a CEIP-1 dedicated XEN who looked after package 01 works in both Khulna and Bagerhat Districts with the assistance of the regular BWDB staff in the Bagerhat office as needed. A CEIP-1 XEN was designated for the Bagerhat office to support Package 02.

### **2.2.3 Detailed Design, Construction Supervision and Project Management Support Consultant (DDCS&PMSC)**

The DDCS&PMSC has been engaged for the design of the physical works and to devise and implement the Resettlement Action Plan and implement the Environment Impact Assessment (EIA) and Environment Implementation Plan (EMP). The DDCS&PMSC also supervises construction as the Engineer under FIDIC conditions of contract. The DDCS&PMSC is comprised of Royal HaskoningDHV in association with DevCon/KMC/CEGIS, DPM, IWM and DHI.

The Consultant was mobilized in January 2015. The DDCS&PMSC maintains two field offices. The DDCS&PMSC has contracted several subconsultants including: KMC for the RAP services and CEGIS for the EIA services. The DDCS&PMS Consultant retains contractual responsibility for these services.

The DDCS&PMSC's RAP Team was mobilized in late February 2015 and commenced their field work on 01 March 2015. The professional and support staff deployed include Team Leader (RAP/LAP), Deputy Team Leader (RAP/LAP), Coordinator, Supervisor and Resettlement Workers. A coordinating office has been opened in Khulna city where Team Leader (LAP/ RAP), Deputy Team Leader (LAP/RAP), Coordinator and three support staff are working.

On 01 March 2016, another field team was established for the package 2 polders. The staffing pattern as of 30 June 2017 is shown in the table below.

**Table 4: Deployment of RAP Consultant's Field Staff as of 30 June 2017**

S.N	Polder number	Staff
<b>Coordinating Office</b>		<b>9 Staff</b>
1	Coordinating Office (Khulna city)	TL-RAP/LAP (In Charge), DTL for Package 01 (Acting), Communication Officer, MIS Expert, Database Manager, Land surveyors (2 – one for Pkg 01; one for Pkg 03), Office Assistant, Driver
<b>Package-1</b>		<b>10 Staff</b>
1	32	Field Coordinator(In Charge all 4 polders), Supervisor (1), Resettlement Worker (1)
2	33	Supervisor (1), Resettlement Workers (2)
3	35/1	Supervisor (1), Resettlement Workers (2)
4	35/3	Supervisor (1)
<b>Package-2</b>		<b>18 Staff</b>
1	Package 2	DTL for Package 2
2	39/2C	Supervisor (1), Surveyor (1), Resettlement Workers (2)
3	40/2 & 41/1	Field Coordinator
4	40/2	Supervisor (1), Resettlement Worker (1)
5	41/1	Supervisor (1), Resettlement Worker (1)
6	43/2C	Supervisor (1), Resettlement Worker (1)
7	47/2 & 48	Field Coordinator(In Charge) (1)
8	47/2	Resettlement Workers (2)
9	48	Supervisor (1),Surveyor (1) Resettlement Worker (1)

### **2.2.4 Consultancy Service to Implement: (a) Social Afforestation and (b) Social Action Plan including setting up WMOs**

Original EOIs were submitted November 2014, and PMU contacted all 70 organizations who submitted EOIs and all reconfirmed their interest in early June 2016. Still due to the continued delay, and the decision to accept the World Bank's suggestion to incorporate IPM aspects in the TOR, it was decided at the end of the current quarter to issue a new request for EOIs using Consultant's Qualification Selection (CQS) method of procurement.

According to the policy of the GoB, work on WMO formation should begin prior to commencement of civil works so that users are consulted during implementation of the project and to ensure ownership and commitment to effective O&M.

### **2.2.5 Consultancy Service for Long Term Monitoring, Research and Analysis of Bangladesh Coastal Zone**

The Consultancy has not yet been awarded. RFP was issued among shortlisted firms on 19 November 2015. Proposals were due on 31 December 2015 (Ref: Contract Package No. CEIP-C3/S4) and evaluation was submitted to the World Bank who gave NOL on 03 March 2016. Financial Negotiation meetings were carried out from 17-21 April 2016. At request of the Procurement Panel (PP), the Consultant submitted a revised Financial Proposal on 25 May 2016. The revised cost is still far above the budget<sup>2</sup> (USD 8.50 million). The PP reviewed the revised proposal, but asked for further clarifications. The firm responded to the request for further clarifications of the PP and submitted the 2nd revision on 16 June 2016, making a slight reduction in its total cost. The Procurement Panel reviewed the 2nd revision. PD has written to the Procurement Panel in late September asking them to expedite the decision. The PP has exchanged new correspondence with the consultant. The latest issue concerns treatment of taxes.

It was not possible to conclude the negotiations initially due to incomplete /unclear documentation and the high cost of the consultancy compared to the budget; however, the obstacle now is the disagreement on which party will cover the taxes. The issue remains open.

### **2.2.6 Works Contractors**

#### **2.2.6.1 Works Contractor Package 1**

The First Engineering Bureau of Henan Water Conservancy of China was contracted on 01 November 2015 for the construction work involving Polder 32, 33, 35/1 and 35/3. The contractor established a project office at Dhaka and Khulna in January 2016 and also mobilized the Project Manager as per the contract. However, on 26 January 2016, the Engineer requested the replacement of the Project Manager under General Contract Clause 6.9 Contractor's Personnel due to poor performance. Until the permanent replacement was proposed and mobilized in September 2016, the Contractor had dispatched their Vice President Mr. Yang Dong to serve as Acting Project Manager from February 2016. The efficiency of mobilization and works implementation has improved considerably since his arrival. With the mobilization of the permanent replacement, Mr. Yang Dong had departed. Unfortunately, signs of lagging performance returned and as a result Mr. Yang Dong was brought back during the October-December quarter and continues to this day.

**Table 5: Manpower Mobilized by the Contractor**

SN	Staff Category	No. of Staff	No. of Staff	No. of Staff
		31 Dec 2016	31 Mar 2017	30 Jun 2017
1	Management	40	22	16
2	Technical Staff	90	125	61
3	Operators/Drivers	159	252	105
4	Skilled Workers	88	157	97
5	Laborers	425	551	404
TOTAL		802	1107	683

Source: Contractor CHWE Monthly Progress Report, December 2016, March 2017 and June 2017.

Tables 5 provides the contractor's manpower mobilization status at the close of each of the last three quarters. The key personnel of the contractor (row 1 plus 2 in the table) have increased in number from 71 at the end of September and 130 as of 31 December 2016 to 147 at the end of the

<sup>2</sup> It may be noted that the budget in the original appraisal was \$12 million, but this was reduced in the DPP.

March 2017. The number of staff is lower on 30 June 2017 since it is monsoon season and most of the works are suspended. A list of the contractor's key staff with contact details is given in Annex 3.

Tables 6 and 7 present the contractor's equipment mobilization status against Engineer's initial estimate of requirements. The DDCS&PMSC calculated the equipment needs for Contract W-01 based on standard capacities and utilization. This is shown in Table 6 while Table 7 shows the actual equipment in place as of 31 March 2017. There is some notable change in the numbers of equipment mobilized compared with the previous quarterly report. The Contractor now is at 90% or more of requirement for most types of equipment with the exception of Sand pile driving equipment (12 of 16 in place, but of inappropriate specification), sheet pile driving (4 of 5) and vessels and barges (10 of 22). But this is misleading.

It should be noted that the Engineer's estimate of required equipment reported above reflects the requirement from inception of the works. So while the Contractor is reaching or exceeding these requirements, this has been achieved over a long period of delay. Given the Contractor's slow progress on physical works, the resource requirements are currently much higher if the contract completion date is to be maintained.

**Table 6: Required Equipment – Estimate of DDCS&PMSC at Package 01 Inception**

Name of Polder	Equipment Estimated by DDCS&PMSC to be Required (number)												
	Bulldozer S.F roller, Compactor (150 HP)	Dump Truck + carry Scraper	Exca- vator	Concrete Mixing Machine	Sand pile driving equip- ment	Sheet pile driving equip- ment	CC block manu- facturing machine	Batching plant	Positio ning ship	Survey Vessel	Barge	Wheel Loader	Forklift Trucks
1	2	3	4	5	6	7	8	9	10	11	12	13	14
<b>32</b>	10	13	15	3	4	1	1	1	1	1	6	nr	nr
<b>33</b>	10	11	15	6	4	1	1	1	1	1	2	nr	nr
<b>35/1</b>	15	26	20	12	5	2	2	2	1	1	4	nr	nr
<b>35/3</b>	10	13	12	5	3	1	1	1	1	1	2	nr	nr
<b>Total</b>	<b>16</b>	<b>63</b>	<b>62</b>	<b>26</b>	<b>16</b>	<b>5</b>	<b>5</b>	<b>5</b>	<b>4</b>	<b>4</b>	<b>14</b>	nr	nr

Source: Report Received from DDCS&PMSC, March 2017  
"nr" denotes "not reported"

**Table 7: Equipment Mobilized by the Contractor as of 30 June 2017**

Name of Polder	Equipment Mobilized by the Contractor (number)												
	Bulldozer S.F roller, Compact	Dump Truck + Tractor + carry Scraper	Exca- vator	Concrete Mixing Machine	Sand pile driving equip- ment	Sheet pile driving equip- ment	CC block manu- facturing machine	Batching plant	Positio ning ship	Survey Vessel	Barge	Wheel Loader	Forklift Trucks
1	2	3	4	5	6	7	8	9	10	11	12	13	14
<b>32</b>	7+2+0	15+0+5	15	4	3	1	2	1	0	0	2	2	6
<b>33</b>	8+3+0	18+1+5	14	3	3		1	1	0	0	5	4	8
<b>35/1</b>	13+6+6	26+0+3	21	10	3	2	3	2	0	0	1	6	12
<b>35/3</b>	7+2+0	12+20+5	9	4	3	1	1	2	0	0	2	3	6
<b>Total 30 Jun 17</b>	<b>35+13+6</b>	<b>71+21+18</b>	<b>59</b>	<b>21</b>	<b>12</b>	Not reported	<b>7</b>	Not reported	<b>0</b>	<b>0</b>	<b>10</b>	<b>15</b>	<b>32</b>
<b>Prior Total 31 Mar 17</b>	<b>34+3+6</b>	<b>68+17+47</b>	<b>57</b>	<b>24</b>	<b>11</b>	<b>4</b>	<b>5</b>	<b>6</b>	<b>0</b>	<b>0</b>	<b>3</b>	nr	nr
<b>Prior Total 31 Dec 16</b>	<b>35+6+1</b>	<b>9+18+26</b>	<b>51</b>	<b>22</b>	<b>4</b>	<b>0</b>	<b>5</b>	<b>5</b>	<b>0</b>	<b>0</b>	<b>3</b>	<b>11</b>	<b>18</b>

Source: Contractor CHWE Monthly Progress Report, December 2016, March 2017 and June 2017.



The limited number of Sand Piling Equipment is of particular concern. A single sluice gate, for example DS 13 of Polder 33, will require 623 sand piles. The Contractor had mobilized only 4 sand piling machines as of 31 December 2016 and another 7 machines as of 31 March 2017 with capacity of 100 sand piles per day and these had already arrived at the Mongla port by 31 March 2017. However, the specifications of this equipment were found to be inappropriate as the actual bearing capacity at the bottom of the sluice gate excavation pits was found to be inadequate and it was found that the machines would cause excessive vibrations. Thus the Contractor will have to rely on locally available semi-manual sand piling rigs with a limited capacity of some 6 sand piles per day.

Finally, with the decision to use CC blocks for Bank Protection Works in lieu of hard rock and the need to catch up with CC block production targets for the slope protection works, the Contractor has erected and commissioned additional automated CC block manufacturing machines with a total of seven such machines in operation.

#### 2.2.6.2 Works Contractor Package 2

Notice of Award was issued to Chongqing International Construction Corporation of China on 15 December 2016 and contract was signed on 08 March 2017. Contractor has received the first 5% advance payment in June 2017 and notice to commence was issued on 12 July 2017.

#### 2.2.6.3 Works Contractor Package 3

Not yet contracted.

#### 2.2.7 Third Party M&E Consultants

The M&E Consultants assist the PMU in monitoring the RAP, SAP and EMP and in monitoring processes and outputs and evaluating the impacts of CEIP-1 overall. The M&E Consultants mobilized on 01 November 2015. All of the key staff have been mobilized. One national expert, the Environmental Specialist, became unavailable and a candidate was proposed as his replacement in August 2016, recommended for approval by the Procurement Panel and given no objection by the World Bank.

**Table 8: M&E Consultants Staff Utilization as of 30 June 2017 (Month 20 of 60)**

	Key Experts - International		Total PM	Utilized PM	Remaining PM	Percent Utilized
1	Jan T. Twarowski	Team Leader cum Economist	25	12.77	12.23	51%
2	Michael Dembinski	M&E Specialist	8	4.27	3.73	53%
3	Abu H. Murshid	Environmental Specialist	9	2.05	6.95	23%
4	Mike Tyson-Taylor	Social Safeguards Specialist	10	1.50	8.50	15%
		<b>Total</b>	<b>52</b>	<b>20.59</b>	<b>31.41</b>	<b>40%</b>
	<b>Key Experts - National</b>					
1	Md. Mahidur Rahman Khan	Deputy Team Leader / GIS Information Management Spec.	30	8.14	21.86	27%
2	A.B.M Murshed Alam Siddiqui	Agric. Economis/ M&E Specialist	18	6.00	12.00	33%
3	A.K.M. Rezaul Hoque Khan A.K.M. Mizanur Rahaman	Environmental Specialist	18	6.95	11.05	39%
4	Md. Mizanur Rahman	Social Safeguards Specialist	18	9.95	8.05	55%
5	Md. Badiuzzaman	Information Mgmt Specialist	18	5.80	12.20	32%
6	H.S. Mozaddad Faruque	Water Resources Engineer	10	3.55	6.45	35%
		<b>Total</b>	<b>112</b>	<b>40.39</b>	<b>71.61</b>	<b>36%</b>
	<b>Non-Key Experts</b>					
7	Azizul Haque Kabul	Data and Info Analyst 1	40	16.57	23.43	41%
8	Md. Soukat Osman	Data and Info Analyst 1	13	0.00	13.00	0%
9	Md. Surruzzaman	Field Data Collector 1	22	0.00	22.00	0%
10	Md. Babul Haider	Field Data Collector 2	22	0.00	22.00	0%
		<b>Total</b>	<b>97</b>	<b>16.57</b>	<b>80.43</b>	<b>17%</b>

The utilization rate of the key international staff stands at 40% (versus 22% at the end of the prior FY, June 2016) and key national staff at 36% (versus 20% at the end of the prior FY, June 2016). This rate of utilization is not unexpected given the intensive nature of the start-up requirements for the

consultancy, but there will be a need to adjust the level of effort due to changes in the scope of services as has been explained in the Inception Report and the M&E Framework and Strategy and note in the MTR Aide Memoire. The elapsed time of the M&E Consultant's contract as of this reporting period is 20 of 60 months, amounting to 33.3% of the contract's duration.

## 2.3 Procurement

There are 25 procurement packages under services – six packages for firms and 19 for individual consultants. For the six packages to be contracted out to firms, two have been contracted – namely, DCS&PMS Consultants and Third Party M&E Consultants; and another two have are in process – the Long-Term Monitoring, Research and Analysis of Bangladesh Coastal Zone and Consultancy for Social Afforestation, SAP and WMOs. Of the 19 consultancy packages for individuals, nine have been contracted and three others are in advanced stage of procurement. The PMU's Senior Social Specialist also resigned on 3 January 2017 and the replacement process is complete as of this writing (15 August 2017).

The following two tables summarize the procurement activities for services during the quarter.

**Table 9: Procurement Status – Consulting Firm Services**

SI	Package Name (abridged)	Method	Package No.	Status 30 Jun 2016	Status 31 Mar 2017	Status 31 Jun 2017
1	Consultancy for Social Afforestation and SAP (including WMOs)	QBS	CEIP-1/A2 & B1/S01	70 EOIs received 13 Nov 2014. Evaluation paused since the PMU deemed it was too early to hire these services. In May 2016, PMU re-contacted all NGOs that submitted EOIs and reconfirmed their interest. Proposed shortlist and RFP was to be sent to WB by 20 June 2016.	In December 2016, the World Bank request an IPM component be added to the TOR. Procurement Committee met on 28 March 2017 and decided to make a new call for EOIs given the long time lapse and the need to incorporate IPM in the TOR.	Due to the continued delay, and the decision to accept the World Bank's suggestion to incorporate IPM aspects in the TOR, PEC annulled the earlier procurement process and recommended a new call for EOIs.
2	Consultancy for Detailed Design, Construction Supervision & Project Management Support, EIA and RAP (DDCS&PMS)	QBS	CEIP-1/B2, B3 & C1/S02	Consultants in place since January 2015.	Done.	Done
3	Third Party M&E Consultants for Overall Project Implementation	QBS	CEIP-1/C2/S03	Consultants in place since 01 November 2015.	Done	Done
4	Long-Term Monitoring, Research and Analysis of Bangladesh Coastal Zone	QBS	CEIP-1/C3/S04	Technical Evaluation completed; NOL received 03 March 2016; Financial opening and negotiations commenced 17 April 2016. Due to the need for some clarifications and cost reduction, bidder submitted revised offers on 25 May and 16 June 2016 and in August.	Still in negotiation stage. Procurement Panel request additional information in September 2016. A second visit and direct negotiation session held 22-26 January 2017. Tax liability is a new issue.	Still in negotiation stage with Procurement Panel. World Bank may assist in discussing tax issue with GoB.

Bangladesh Water Development Board (BWDB)  
Coastal Embankment Improvement Project, Phase-1 (CEIP-1)

SI	Package Name (abridged)	Method	Package No.	Status 30 Jun 2016	Status 31 Mar 2017	Status 31 Jun 2017
5	Consultancy for Institutional Capacity Building, TA & training to BWDB personnel	QBS	CEIP-1/D2/S22	Not yet started	Not yet started	Not yet started
6	Consultancy for Feasibility Studies and preparation of design for next Phases of CEIP	QBS	CEIP-1/D3/S23	Not yet started	Not yet started	Not yet started

**Table 10: Procurement Status – Individual Consultant Services**

S. No.	Package Name (abridged)	Package No.	Status 30 Jun 2016	Status 31 Mar 2017	Status 30 Jun 2017
1	International Procurement Expert (Panel Chair)	CEIP-1/D1/S05	Consultant in place since 25 Nov 2013	Contract in process of renewal since it was depleted 31 Jan 2017.	Contract in process of renewal.
2	International Technical Expert (Procurement Panel)	CEIP-1/D1/S06	First consultant in place since 05 Mar 2014. Replacement in place 13 Apr 2015.	No change, done.	No change, done.
3	Procurement Expert – national (Procurement Panel)	CEIP-1/D1/S07	Consultant in place since 25 Nov 2013. New contract signed on 14 June 2016 for additional input.	No change, done.	No change, done.
4	PMU Procurement Specialist – national	CEIP-1/D1/S08	Consultant in place since 21 Nov 2013. Contract expired 31 Oct 2016.	Contract renewed and effective for 12 months through Oct 2017.	
5	PMU Financial Management Specialist – national	CEIP-1/D1/S09	Position vacant. The FMS, who originally joined on 02 Mar 2015 has resigned effective 29 Feb 16. Notice was published and 35 individuals expressed interest by 14 Apr 2016 deadline.	Evaluation report submitted to World Bank on 20 Dec 2016. Recommended candidate was not accepted by the WB.	Negotiation with next acceptable and available candidate Mr. Michael Gomes was carried out by PEC on 06 April 2017. WB's NOL obtained. Contract was executed by 24 April 2017.
6	PMU Sr. Environmental Specialist – national	CEIP-1/D1/S10	Consultant in place since 13 Apr 2015	No change, done.	No change, done.
7	PMU Sr. Social Specialist – national	CEIP-1/D1/S11	Consultant in place since 02 Oct 2014	Consultant resigned effective 03 Jan 2017. TOR was given NOL by World Bank on 25 January 2017 and EOI notice issued on 14 March 2017 with a due date of 12 April 2017.	Evaluation ongoing. (update – expert signed contract on 07 Aug 2017).
8	PMU Sr. Forestry Specialist - national	CEIP-1/D1/S12	TOR in preliminary draft; will be floated closer to when the services are expected to be needed.	TOR finalized by PMU, submitted to WB on 01 January 2017 and received NOL 12 January 2017. EOI notice issued 14 March 2017 with a due date of 12 April 2017.	Evaluation ongoing. (update – expert signed contract on 07 Aug 2017).

Bangladesh Water Development Board (BWDB)  
Coastal Embankment Improvement Project, Phase-1 (CEIP-1)

S. No.	Package Name (abridged)	Package No.	Status 30 Jun 2016	Status 31 Mar 2017	Status 30 Jun 2017
9	PMU Communications Officer - national	CEIP-1/D1/S13	REOI issued in Jan 2016; EOIs received 24 Feb 2016;	Evaluation report submitted to World Bank on 20 Dec 2016. Contract agreement was signed with selected expert on 28 March 2017, however the expert subsequently (in late April) informed he would not be joining the project due to personal reasons.	Re-procurement is underway with collection of CVs as per suggestion of WB.
10	PMU Sr. Revenue Officer	CEIP-1/D1/S14	Consultant in place since 12 Aug 2014.	Contract ended 22 December 2016. Procurement of the services of Mr. M A Saleque on sole source basis under a fresh Contract for 18 months is in process.	Negotiation was conducted by PEC on 06 April 2017. The Sr. Revenue specialist is continuing his input.
11	PMU/Field - Social Specialist/ Economist	CEIP-1/D1/S15	PMU initially proposed eliminating this position. PMU will now proceed with this recruitment.	TOR finalized by PMU and sent to World bank on 01 January 2017. WB provided NoL on 03 January 2017 and PMU issued notice for EOI on 14 March 2017 with a due date of 12 April 2017.	EOIs evaluated and WB gave NOL. Expert has signed contract on 20 Jul 2017.
12	PMU/Field – Environmental Specialist	CEIP-1/D1/S16	PMU initially proposed eliminating this position. PMU will now proceed with this recruitment. TOR and EOI notice given no objection by World Bank on 28 December 2016.	PMU issued EOI notice on 12 February 2017 with due date of 14 March 2017. Since only 2 applications received, PEC decided to re-issue EOI notice.	Evaluation ongoing.
13	IPOE River Morphologist & Sediment/Tidal Management Expert	CEIP-1/D1/S17	Re-definition of types of experts needed on the panel is under consideration.	Call for CVs being prepared; TOR approved by World Bank on 13 December 2016; REOI notice to WB	In process
14	IPOE Hydrodynamics and Coastal Modelling Expert	CEIP-1/D1/S18	Re-definition of types of experts needed on the panel is under consideration.	Call for CVs being prepared; TOR approved by World Bank on 13 December 2016; REOI notice to WB	In process
15	IPOE Design Expert in Embankment and Hydraulic Structures	CEIP-1/D1/S19	Re-definition of types of experts needed on the panel is under consideration.	Call for CVs being prepared; TOR finalized by PMU and sent to World Bank on 01 January 2017. NOL received on 19 January 2017.	In process
16	IPOE for Social Expert	CEIP-1/D1/S20	Re-definition of types of experts needed on the panel is under consideration.	Call for CVs being prepared; TOR approved by World Bank on 07 November 2016	In process
17	IPOE for Environment, Water Management and Polder Expert	CEIP-1/D1/S21	Consultant in place since 23 March 2015.	No change, done.	No change, done.

S. No.	Package Name (abridged)	Package No.	Status 30 Jun 2016	Status 31 Mar 2017	Status 30 Jun 2017
18	Accounting and Financial Management System Specialist (AFMSS) – national	CEIP-1/D1/S24	TOR prepared, submitted to WB and NOL received 14 Feb 2016. Three (3) CVs received 10 Mar 2016. Evaluation ongoing.	Likely to be dropped as may be carried out through GoB own resources.	No change
19	Information Technology Specialist (ITS) - national	CEIP-1/D1/S25	TOR prepared, submitted to WB and NOL received 14 Feb 2016. Three (3) CVs received 10 Mar 2016. Evaluation ongoing.	Likely to be dropped as may be carried out through GoB own resources.	No change

Source: PMU

Annex 5.1 provides the detailed status and plans on procurement of services contracts – both for firms and individual consultants.

The following table summarizes the procurement activities for works during the quarter. Annex 5.2 provides the detailed status and plans on procurement of works contracts.

**Table 11: Procurement Status - Works**

SI	Package Name (abridged)	Method	Package No.	Status 30 Jun 2016	Status 31 Mar 2017	Status 30 Jun 2017
1	Rehabilitation/Reconstruction and Upgrading of Polder 32, 33, 35/1 and 35/3	ICBPQ	CEIP-1/W-01	Contract signed 01 Nov 2015 and contractor has mobilized. Official commencement date is 26 Jan 2016.	Contractor in place.	Contractor in place.
2	Rehabilitation/Reconstruction and Upgrading of Polder 39/2C, 40/1, 40/2, 43/2C, 47/2 and 48	ICBPQ	CEIP-1/W-02	Tender documents submitted to WB on 14 Oct and 19 Nov 2015; WB issues NOL on 03 Dec 2015; IFB issued on 04 Dec 2015 with deadline of 28 Jan 2016. Deadline extended three times until 24 Mar 2016. Seven (7) bids received. Bid Evaluation Report sent to the World Bank on 19 Jun 2016 for review/concurrence.	NOL received from WB in August 2016. Notice of Award issued on 15 December 2016. Contract signed on 08 March 2017.	Contractor started mobilized in June 2017.
3	Rehabilitation/Reconstruction and Upgrading of Polder 14/1, 15, 16, 17/1, 17/2, 23 and 34/3	ICBPQ	CEIP-1/W-03	Not yet started	Not yet started and likely to be deferred to Phase 2	No change.

Source: PMU

Table 12 below summarizes the procurement status of goods. Annex 5.3 provides the details on goods (office equipment, vehicles, etc.) procured under the project. A new procurement plan was prepared and submitted to the World Bank on 27 February 2017. It includes seven additional packages to be procured starting next fiscal year – packages G-08 through G-14 – covering vehicles, office equipment and engineering equipment.

**Table 12: Procurement Status - Goods**

S. No.	Package Name (abridged)	Method	Package No.	Status 30 Jun 2016	Status 31 Mar 2017 & 30 Jun 2017
1	Motor Vehicles a) 4-WD Jeep/Cross Country (Total 10 Nos.) b) Micro Bus-(Total 1 No.)	NCB (was ICB)	CEIP-1/G-1	Procurement completed. Micro-Bus delivered November 2015. Ten 4-WD vehicles delivered on 04 Feb 2016.	Procurement completed.
2	Motor cycles	NCB	CEIP-1/G-2	Procurement completed. Motor cycles delivered 22 Nov 2015.	Procurement completed.

Bangladesh Water Development Board (BWDB)  
Coastal Embankment Improvement Project, Phase-1 (CEIP-1)

S. No.	Package Name (abridged)	Method	Package No.	Status 30 Jun 2016	Status 31 Mar 2017 & 30 Jun 2017
3	Desktop Computer, Laptop, Printer, & UPS with Accessories	NCB	CEIP-1/G-4	Procurement completed. Goods delivered 29 June 2014.	Procurement completed.
4	Engineering Equipment: a) Leveling Equipment (5 nos.); b) Total Station (3 nos.)	NCB	CEIP-1/G-5	Procurement completed. Goods delivered 22 Nov 2015.	Procurement completed.
5	Office Equipment	NCB	CEIP-1/G-6	Procurement completed. Goods delivered 29 June 2014.	Procurement completed.
6	Office Furniture	NCB	CEIP-1/G-7	Procurement completed	Procurement completed.

Source: PMU

### 3. STATUS OF PROJECT OUTPUTS BY COMPONENT

Outputs are presented by component and based on the reports of the partners responsible for the respective component. A list of reports prepared and submitted by the DDCS&PMS Consultants is provided in Annex 10.

#### 3.1 Outputs of Component A: Rehabilitation and Improvement of Polders

##### 3.1.1 Outputs of A1: Rehabilitation and Improvement of Polders –Package 01

###### 3.1.1.1 Mobilization and Preconstruction Activities

Works package W-01 comprises four polders - namely 32, 33, 35/1 and 35/3. Although the Contractor signed the 36-month contract on 01 November 2015, the official commencement date is 26 January 2016 as determined by the Engineer in consultation with the Contractor.

The Contractor has submitted a Quality Assurance Manual, which has been reviewed by the Engineer and returned to the Contractor for revision. It has subsequently been approved.

Mobilization of the Contractor was slow and improved somewhat only after the Contractor complied with the Engineer's request for the replacement of the Contractor's Project Manager in late February 2016. Subsequently, progress picked up, but it is still seriously lagging today. The Contractors' mobilization status in terms of manpower and equipment has improved since though the equipment requirements need to be reassessed. Delay in works execution was caused as the Contractor awaited delivery of new equipment from China instead of renting equipment within country from the start in spite of reminders received from the Engineer. Eventually certain equipment was rented locally. However, given the current status of works progress, the Contractor's equipment continues to be seriously inadequate.

###### Workforce

The Contractor's workforce mobilization started in November 2015. By end of September 2016 there were 70<sup>3</sup> management and technical staff on site, 130 by the end of December 2016, 198 at the end of March 2017, and at the end of June 2017 there were 77 given the hiatus in works during the monsoon period. In addition, there were operator/drivers, skilled workers and common laborers in place for a combined total staff strength of 683 persons as of 30 June 2017 compared to 1107 at the end of March (again, due to the monsoon season).

###### Equipment

The Contractor has lagged in mobilizing equipment, although this has improved substantially just recently. At the end of December 2016 (almost a full year since notice to commence), the Contractor had only 58% of the equipment estimated to be required in place. As of March 2017, the equipment level was at 96% though due to the late arrival of this equipment, progress has lagged and the actual equipment numbers now required to meet the contract completion date are much higher. There are serious shortages of sand pile driving equipment and vessels. Please see Tables 6 and 7 in the previous chapter.

---

<sup>3</sup> 3Per Contractor's Monthly Progress Reports, September and December 2016.

**Engineer's Site Offices, Laboratory and Inspection Sheds**

**Table 13: Status of Site Offices and Laboratories**

Sl	Structure	Status
1	Engineer's Field Office (vertical extension of existing building)	100% completed and occupied by the Engineer on 1 February 2017
2	Laboratory Building at BWDB Khulna	100% completed
3	Engineer's Site Office at Dacope	100% completed and occupied by the Engineer on 1 March 2017
4	Engineer's Site Office at Rayenda	100% completed and occupied by the Engineer on 01 February 2017
5	Refurbishment of Rest House at Dacope	65% completed as of 30 June 2017
6	Refurbishment of Rest House at Rayenda	95% completed as of 30 June 2017
7	Barguna Field Office	revised detailed drawings sent to Engineer on 30 June 2017
8	Furniture and fixtures for Engineer's offices	95% complete

It should be noted that the first three of these structures were to be completed by 31 August 2016 and the fourth structure by 30 November 2016. In addition, the BWDB guest houses at Dacope and Rayenda are 65% and 95% completed respectively though they were planned to be 100% complete by the end of March 2017.

**Contractor Main Offices and Site Offices/Camp Sites**

The Contractor established their main office in Dhaka and Khulna shortly within the time of commencement. The Contractor has built permanent site offices, and living quarters, which were 100% completed and fully functioning in the April-June 2016 quarter for Polder 32 and 33, while in Polders 35/1 and 35/3 these facilities were established during the 2016/17 fiscal year.

Location of the CC block pre-casting yards is summarized in the table below. Five of the seven automated CC machines are fully operational while the two new machines have reached the project area and are to be set up and commissioned in the next couple of months.

**Table 14: Number of Manual and Automated CC Block Machines by Location**

SN	Location by Type	Number in Production	Additional Number Being deployed
<b>1</b>	<b>Manual Process Yards</b>		
1.1	Polder 32 at km 36+000 (Dacope)	1 set	
1.2	Polder 33 at km 37+450 (Chunkuri)	1 set	
1.3	Polder 35/1 at km 15+000 (Boraitola)	1 set	
1.4	Polder 35/3 at km 29+000 (Khagraghat)	1 set	
<b>2</b>	<b>Automated CC Block Machine Yards</b>		
2.1	Polder 32 (Khulna)	1	1
2.2	Polder 33 (Mongla)	1	
2.3	Polder 35/1 at km 18+600 (Tafalbari)	2	1
2.4	Polder 35/3 at km 14+000 (Daratana)	1	
	<b>Total Automated CC Block Machines</b>	<b>5</b>	<b>2</b>

Source: Contractor (CHWE) monthly progress reports

These locations were selected to take advantage of the reliable power supply and proximity to the package 01 polders.



Earlier, the Contractor has set up a functioning laboratory at BWDB's Numagar premises in Khulna. Warehouse facilities for storage of cement and other perishable material has been put in place in each polder.

### Pre-Construction Survey Works

The survey of the centerline was completed in all four polders during the 2015/16 fiscal year. Cross-section surveys were commenced in that fiscal year in several areas of Polders 32, 33 and 35/3 concentrating initially on the limited number of sites where the permanent embankment works were underway. As of the end of FY 2016/17 (30 June 2017), 98.1% of embankments, 65.8% of hydraulic structures, 73.4% of bank protection areas and 60.4% of drainage channels have been surveyed. There was no advance in the survey works compared to the prior quarter (Table 14).

**Table 15: Pre-Construction Cross-Section Survey Works Summary-30 June 2017**

SN	Polder	Embankment (km)				Hydraulic Structures (no.)				Bank Protection (km)				Drainage Channels (km)			
		Contract Qty.	Completed Qty	% Completed	Approved Qty	Contract Qty.	Completed Qty	% Completed	Approved Qty	Contract Qty.	Completed Qty	% Completed	Approved Qty	Contract Qty.	Completed Qty	% Completed	Approved Qty
1	32	49.5	49.7	100.3%	49.7	10	9	90.0%	9	2.0	2.0	100.0%	2.0	17.5	10.9	62.3%	10.9
2	33	52.1	48.5	93.1%	48.5	19	14	73.7%	12	1.7	1.7	100.0%	0.6	63.2	50.0	79.1%	9.0
3	35/1	62.0	61.6	99.4%	56.0	32	15	46.9%	9	1.5	1.5	100.0%	1.5	70.5	29.6	41.9%	13.6
4	35/3	40.0	39.8	99.6%	39.8	15	12	80.0%	12	2.5	0.5	18.0%	0.5	2.0	2.0	100.0%	2.0
As of 30 Jun 2017		203.6	199.6	98.1%	193.9	76	50	65.8%	42	7.7	5.7	73.4%	4.6	153.2	92.5	60.4%	35.5
As of 31 Mar 2017		203.6	199.6	98.1%	193.9	76	50	65.8%	42	7.7	5.7	73.4%	4.6	153.2	92.5	60.4%	35.5
As of 31 Dec 2016		203.7	199.6	98.0%	nr	76	47	61.8%	nr	7.7	4.2	54.3%	nr	153.2	43.3	28.2%	nr

Source: Contractor (CHWE) Monthly Progress Reports of December 2016, March 2017 and June 2017.

### 3.1.1.2 GC Sub-Clause 8.3 Work Program

In November and December 2015, the Contractor submitted their work program officially. After many iterations, giving particular attention to work methods and procurement schedule, a work program was finally approved by the Engineer on 24 August 2016. The Contractor has not adhered to the program and overall progress stands at 17.8% compared to the planned 45% level.

### 3.1.1.3 Embankment Works

There has been greater activity on them embankment works during the quarter and during the year, with 87.225 kms either in process or completed compared to 66.590 kms in the previous quarter and 5.247 kms one year ago. Fully completed embankment total 27.860 kms compared to 22.970 in the previous quarter and only 0.810 kms one year earlier. See Table 15.

**Table 16: Status of Progress of Permanent Works – Embankment Re-sectioning**

Polder	Target	As of 30 Jun 2016			As of 31 Mar 2017			As of 30 Jun 2017		
		Length of Working Area (kms)	Fully Done (kms)	In Progress (kms)	Length of Working Area (kms)	Fully Done (kms)	In Progress (kms)	Length of Working Area (kms)	Fully Done (kms)	In Progress (kms)
32	49.50	1.094	0.360	0.734	14.464	4.770	9.394	17.160	5.670	11.490
33	52.05	1.338	0.300	1.038	23.921	8.750	15.171	27.600	10.510	17.090
35/1	62.30	1.000	0.000	1.000	11.840	0.300	11.540	17.030	2.030	15.000
35/3	40.00	1.815	0.150	1.665	16.365	9.150	7.215	25.435	9.650	15.785
Total	203.85	5.247	0.810	4.437	66.590	22.970	43.320	87.225	27.860	59.365

Source: DDCS&PMSC; verified by the M&E Consultants based on spot checks.

The earthwork progress has increased from a level of 5.6% on 31 December 2016 to 19.8% on 31 March 2017 and ending at 27.2% on 30 June 2017 as shown in Table 16.

**Table 17: Progress on Embankment Earthwork**

Polder	Contract Length (km)	Contract Qty (000 m3)	31 Dec 16 (000 m3)	% Done 31 Dec 2016	31 Mar 17 (000 m3)	% Done 31 Mar 2017	30 Jun 17 (000 m3)	% Done 31 Mar 2017
32	49.50	1253.4	34.0	2.7%	169.5	13.4%	343.5	27.1%
33	52.05	999.3	59.8	6.0%	160.4	16.1%	309.5	31.3%
35/1	62.30	2438.7	62.2	2.6%	413.6	17.0%	486.6	20.8%
35/3	40.00	1186.2	174.5	14.7%	422.0	35.6%	533.0	31.6%
<b>Total</b>	<b>203.85</b>	<b>5877.7</b>	<b>330.5</b>	<b>5.6%</b>	<b>1165.5</b>	<b>19.8%</b>	<b>1672.4</b>	<b>27.2%</b>

**3.1.1.4 Drainage Sluices and Flushing Inlets**

The Contractor has started works on 17 sluice gates out of the 52 Drainage Sluices that had been programmed for construction during the current dry season. Works Package 01 has 76 drainage and flushing sluices total.

**Table 18: Status of Drainage and Flushing Sluices Planned for the 2<sup>nd</sup> Dry Season – Polder 32**

	Polder 32	Vents No	Location	Start Date per Work Program	Completion per Work Program	Actual Started	Coffer-dam/ excav'n/ dewater	Sand pile & sheet piles	Structure concrete work	Install'n CC block and gate	Remarks
1	DS-01	1	18+810	10 Feb 17	24 May 17	22.Oct.16	100%	100%	85%		2nd dry
1	Prior qtr*						100%	100%	5%		
2	DS-02	??				??	100%	100%	60%		Shifted from 3 <sup>rd</sup> to 2 <sup>nd</sup> dry season
2	Prior qtr						80%	0%	0%		
3	DS-7										Due Later
4	DS-8										Due Later
5	DS-9	1	45+506	29 Nov 16	18 Mar 17						2nd dry
6	DS-10	3	2+960	15 Oct 16	21 Feb 17						2nd dry
7	DS-11	1	4+948	9 Nov 16	26 Feb 17						2nd dry
8	DS-16	1	14+305	21 Jan 17	5 May 17	13.Oct.16	100%	100%	75%		2nd dry
8	Prior qtr						100%	50%	0%		
9	FS-10	1	10+875	1 Jan 17	5 Apr 17						2nd dry
	Repair Works										
10	FFDFR-1			1 Mar 17	29 Apr 17						2nd dry
	Demolishing Works										
11	DS-15			15 Apr 17	4 May 17						

\*Note: Gray shaded rows are introduced only where there has been a change during the quarter. The remainder had no progress during the quarter.

**Table 19: Status of Drainage and Flushing Sluices Planned for the 2<sup>nd</sup> Dry Season – Polder 33**

	Polder 33	Vents No	Location	Start Date per Work Program	Completion per Work Program	Actual Started	Coffer-dam/ excav'n/ dewater	Sand pile & sheet piles	Structure concrete work	Install'n CC block and gate	Remarks
1	DS-01	1	3+400	30 Jan 17	19 May 17						2nd dry
2	DS-02	1	5+810	24 Feb 17	20 Mar 17						2nd dry
3	DS-03					15.Oct.16	20%				Shifted from 3 <sup>rd</sup> to 2 <sup>nd</sup> Dry season
4	DS-04										Due Later
5	DS-6	1	20+530	1 Feb 17	20 May 17						2nd dry
6	DS-7	2	25+330	23 Feb 17	22 Jun 17						2nd dry

Bangladesh Water Development Board (BWDB)  
Coastal Embankment Improvement Project, Phase-1 (CEIP-1)

	Polder 33	Vents No	Location	Start Date per Work Program	Completion per Work Program	Actual Started	Coffer-dam/ excav'n/ dewater	Sand pile & sheet piles	Structure concrete work	Install'n CC block and gate	Remarks
7	DS-08					15.Oct.16	100%	100%	85%		Shifted from 3 <sup>rd</sup> to 2 <sup>nd</sup> Dry season
7	Prior qtr						100%	70%			
8	DS-09	4	39+840	15 Oct 16	26 Feb 17	??	100%	100%	50%		2nd dry
8	Prior qtr						100%				
9	DS-10	1	41+010	9 Nov 16	2 Mar 17						2nd dry
10	DS-11	1	41+820	1 Dec 16	24 Mar 17	??	100%	100%	60%		2nd dry
10	Prior qtr						100%				
11	DS-12	1	44+140	4 Nov 16	13 Feb 17						2nd dry
12	DS-13	1	47+310	16 Dec 16	4 Apr 17						2nd dry
13	FS-01	1	7+890	21 Mar 17	23 Jun 17						2nd dry
14	FS-03	1	10+630	23 Dec 16	29 Mar 17						2nd dry
15	FS-06	1	18+660	12 Jan 17	18 Apr 17						2nd dry
16	FS-08	1	22+920	20 Mar 17	22 Jun 17						2nd dry
17	FS-15	1	42+870	15 Oct 16	17 Jan 17						2nd dry
18	FS-17	1	46+210	26 Nov 16	28 Feb 17						2nd dry
19	FS-19	1	48+310	10 Jan 17	19 Apr 17						2nd dry
	Repair Works										
20	FS-2,16,18			15 Mar 17	15 May 17						2nd dry
	Demolishing Works										
21	FS-7			1 Apr 17	20 Apr 17						2nd dry

**Table 20: Status of Drainage and Flushing Sluices Planned for the 2<sup>nd</sup> Dry Season – Polder 35/1**

	Polder 35/1	Vents No	Location	Start Date per Work Program	Completion per Work Program	Actual Started	Coffer-dam/ excav'n/ dewater	Sand pile & sheet piles	Structure concrete work	Install'n CC block and gate	Remarks
1	DS-1	1	0+000	15 Oct 16	6 Feb 17	15.Nov.16	5%				2nd dry
2	DS-2	3	6+322	24 Dec 16	2 May 17	01.Nov.16	100%	100%	60%		2nd dry
2	Prior qtr						100%	100%			
3	DS-4	4	12+097	15 Oct 16	18 Mar 17						2nd dry
4	DS-5										Due Later
5	DS-6	1	19+736	24 Nov 16	18 Mar 17	15.Dec.16	100%	100%	95%		2nd dry
5	Prior qtr						100%	100%	5%		
6	DS-7	1	23+537	8 Jan 17	5 May 17	18.Oct.16	100%	100%	95%	5%	2nd dry
6	Prior qtr						100%	100%	20%		
7	DS-8	1	25+997	17 Feb 17	14 Jun 17	14.Nov.16	100%	50%	95%	5%	2nd dry
7	Prior qtr						100%	50%	7%		
8	DS-11										Due Later
9	DS-12										Due Later
10	DS-13										Due Later
11	DS-14										Due Later
12	DS-15										Due Later
13	DS-16										Due Later
14	DS-17										Due Later
15	DS-18	1	24+787	28 Jan 17	4 Jun 17	18.Oct.16	40%				2nd dry
16	DFS-1	1	0+736	14 Nov 16	21 Feb 17	??	50%	5%			2nd dry
16	Prior qtr						40%				
17	FS-5	1	16+774	15 Oct 16	17 Jan 17						2nd dry
18	FS-6	1	18+768	4 Nov 16	6 Feb 17						2nd dry
19	FS-7	1	20+214	19 Dec 16	23 Mar 17						2nd dry
20	FS-12	1	31+821	12 Feb 17	27 May 17						2nd dry
21	FS-13	1	32+659	4 Mar 17	21 Jun 17						2nd dry
22	FS-23	1	5+243	4 Dec 16	23 Mar 17						2nd dry

**Table 21: Status of Drainage and Flushing Sluices Planned for the 2<sup>nd</sup> Dry Season – Polder 35/3**

	Polder 35/3	Vents No	Location	Start Date per Work Program	Completion per Work Program	Actual Started	Coffer-dam/ excav'n/ dewater	Sand pile & sheet piles	Structure concrete work	Install'n CC block and gate	Remarks
1	DS-1	6	4+910	15 Oct 16	8 Mar 17	17.Nov.16					2nd dry
2	DS-2	1	24+860	9 Nov 16	16 Feb 17	02.Nov.16	100%	100%	100%	50%	2nd dry
2	Prior qtr						100%	100%	10%		
3	DS-3	2	33+436	18 Jan 17	20 Apr 17						2nd dry
4	DS-4										Due Later
5	DS-6	1	20+530	1 Feb 17	20 May 17						2nd dry
6	DS-7	2	25+330	23 Feb 17	22 Jun 17						2nd dry
7	DS-09	4	39+840	15 Oct 16	26 Feb 17						2nd dry
8	DS-10	1	41+010	9 Nov 16	2 Mar 17						2nd dry
9	DS-11	1	41+820	1 Dec 16	24 Mar 17						2nd dry
10	DS-13	1	5+520	22 Feb 17	27 May 17						2nd dry
11	FS-01	1	0+345	2 Feb 17	7 May 17						2nd dry
12	FS-03	1	10+630	23 Dec 16	29 Mar 17						2nd dry
13	FS-06	1	18+660	12 Jan 17	18 Apr 17						2nd dry
14	FS-08	1	22+920	20 Mar 17	22 Jun 17		100%	40%			2nd dry
14	Prior qtr						0%				
15	FS-9	1	26+450	29 Nov 16	3 Mar 17	17.Nov.16	100%	100%	100%		2nd dry
15	Prior qtr						100%	50%			
16	FS-10	1	27+160	19 Dec 16	23 Mar 17						2nd dry
	Repair/Demolishing Works										
17	n/r			1 Apr 17	30 Apr 17						2nd dry

**Table 22: Overall Progress of Drainage and Flushing Sluices to Date**

	Structure	Coffer-dam/ excav'n/ dewater	Sand pile & sheet piles	Structure concrete work	Install'n CC block and gate	Total
1	Drainage sluices – as of 30 June 2017	29.9%	28.2%	22.1%	1.5%	21.6%
1a	Prior quarter - as of 31 March 2017	29.4%	17.2%	1.2%	0.0%	8.0%
2	Flushing sluices – as of 30 June 2017	6.1%	3.5%	2.4%	0.0%	3.1%
2a	Prior quarter - as of 31 March 2017	3.4%	1.2%	0.0%	0.0%	0.9%

The tables above show that the work program and actual works are not aligned; the target of completing construction of 52 sluice gate within the second dry season had to be substantially reduced by 75% (or 39 structures) and the actual number of structures essentially completed was 4 with 11 others in progress.

**Table 23: Summary of Number of Hydraulic Structures in Progress by Polder**

Polder	Structure Type	Contract Quantity (no.)	31 Mar 2017	30 Jun 2017
32	DS	8	3	3
	FS	2	0	0
33	DS	12	4	4
	FS	7	0	0
35/1	DS	15	4	4
	FS	17	1	1
35/3	DS	4	1	1
	FS	11	1	2
Total		76	14	15

Source: DDCS&PMS Consultant Monthly Progress Report, March and June 2017.

### 3.1.1.5 Drainage Channel Excavation/Re-excavation

Excavation of drainage channels has started during the current quarter and 13.0% has been done in cubic meter terms as of 30 June 2017, up from 0.9% of the earthwork for Package 01 as of 31 March 2017. In ratio length terms (kilometer length equivalent), these works stand as 7.1% complete as of the end of the current FY. These works are to be done in parallel with the construction of the drainage and flushing sluices.

**Table 24: Excavation/Re-excavation of Drainage Channels in m<sup>3</sup> and Ratio Length**

Polder	Contract Length (km)	Contract Qty (000 m <sup>3</sup> )	31 Mar 17 (000 m <sup>3</sup> )	% Done	30 Jun 17 (000 m <sup>3</sup> )	% Done	30 Jun 17 ratio length	% Done
32	17.5	175.9	10.0	5.7%	79.0	44.9%	5.2 kms	29.7%
33	63.2	561.3	0	0.0%	56.4	10.1%	4.0 kms	6.3%
35/1	70.5	494.4	0.7	0.1%	26.8	5.4%	1.75 kms	2.5%
35/3	2.0	17.6	0	0.0%	0	0.0%	0.0 kms	0.0%
Total	153.2	1249.1	10.7	0.9%	162.2	13.0%	10.95 kms	7.1%

Source: Contractor (CHWE) Monthly Progress Report of March and June 2017.

### 3.1.1.6 Bank Protection Works

Bank protection works have just commenced in March 2017 with the placement of CC blocks in lieu of hard rock. Only 400 meters out of 7.7 kms of bank protection works are completed to date.

**Table 25: Bank Protection Works - Progress Compared to Target**

Polder	Contract Length (kms)	Completed (kms) 30 June 2017	% of blocks placed 31 Dec 2016	% of blocks placed 31 Mar 2017	% of blocks placed 30 Jun 2017
Polder 32	2.000	0	0%	0%	0%
Polder 33	1.700	0.400	0%	0.7%	22.4%
Polder 35/1	1.500	0	0%	0%	0%
Polder 35/3	2.500	0	0%	0%	0%
Package 01 Total	7.700	0.400			

Source: Contractor (CHWE) Monthly Progress Report of December 2016 and March and June 2017.

### 3.1.1.7 Slope Protection Works

Slope protection works depend on completion of the construction of embankments so work in this respect was expected to just get started in April 2017.

**Table 26: Slope Protection Works - Progress Compared to Target**

Sl	Polder	Length (kms)	Completed (kms) 31 Mar 2017	Completed (kms) 30 Jun 2017
1	Polder 32	3.275	0	0
2	Polder 33	6.030	0	0.12
3	Polder 35/1	11.750	0	0
4	Polder 35/3	0.900	0	0
	Package 01 Total	21.980	0	0.12

### **3.1.1.8 Status of Emergency Works (under BOQ item Environmental Mitigation Works)**

The existing embankments at all four polders include locations where rapid deterioration occurred recently, or where damage increased over time so that these sections are in danger of being breached which would have threatened wholesale flooding of the polders during the monsoon season. While these conditions were not caused by the Project, the emergency works contingency funds come under BoQ item heading “Environmental Mitigation Works”. They are, in fact, works to protect the population in the polders from flood damage until the permanent works are done.

To date, the DDCS&PMS Consultant had authorized emergency works as follows:

- 1<sup>st</sup> batch starting January 2016                      25 locations                      4.398 kms costing BDT 20.423 million
- 2<sup>nd</sup> batch Cyclone Roanu, May 2016                      19 locations                      2.851 kms costing BDT 16.208 million
- 3<sup>rd</sup> batch 2017 monsoon                                      41 locations                      4.934 kms costing BDT 18.517 million

The Contractor completed all the Emergency Works for batches 1 and 2 during the fiscal year 2016/17. For the 3<sup>rd</sup> batch, 24 locations are completed and 17 are about to start or in progress. New vulnerable sites are continually under assessment by a tripartite team comprising XEN, Engineer and Contractor.

The total estimated amount for emergency works completed and currently underway amounts to 55.1 million exceeding the total allocation of BDT 40 million under the provisional sum BoQ item. This budget is meant to cover the three year construction period and while the need for emergency works will decline as the permanent works advance, it is clear that additional funds will be required. As the Contract does not provide extra room for funding, the Employer has been informed about this shortage of funds. It is worth mentioning that at least some of the emergency works would not be needed if the Contractor’s work progress was on schedule. It should be noted also that maintenance will not be carried out by BWDB until the polders are handed back over to GoB as these polders are now under the Project.

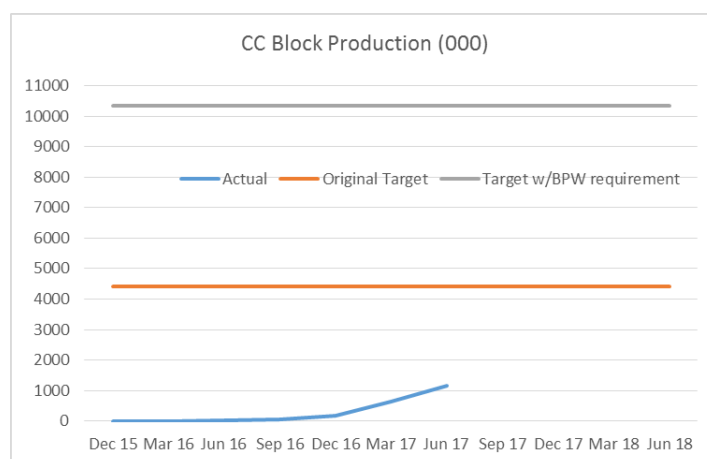
### **3.1.1.9 Nalian Closure Dam**

Survey works and measurement has been completed. Methodology for geotechnical investigation has been approved by the Engineer. Preliminary design drawings for Nalian Closure Dam in Polder 32 have been prepared by the Contractor and submitted to the Engineer on 18 March 2017. Contractor is revising the preliminary design drawings in line with Engineer’s comments and will seek Engineer’s consent to start the geotechnical investigation once the Engineer approves the drawings.

### **3.1.1.10 CC Block Production**

CC block production stands at 1.161 million as of 30 June 2017 up from 0.644 million on 31 March 2017, 0.178 million as of 31 December 2016 and 0.043 million on 30 September. This is 11.2 percent of the more the more than 10.3 million that must be produced. The number of CC blocks required has increased from the original 4.4 million given that the Contractor has opted to use CC blocks for bank protection works in lieu of hard rock (but at the unit rate of hard rock). The Contractor has ordered an additional two automated CC block making machines so that seven machines will be in place (an increase from the four planned); five have been commissioned and are operating. The five machines in place have a combined theoretical capacity of 15,000 blocks per day assuming 8-9 hours of operation.

This is the actual pace reached in March 2017, but during the April-June quarter, the production rate came to less than 6000 per day. At this pace, with 7 machines operating, about 36 months would be required to produce the required quantity and the required number of blocks can be produced by around August 2020. If the production attains the theoretical maximum of 21,000 blocks per day, then the target can be achieved by November 2018.



**Table 27: CC Block Production**

S.N.	Polder Number	Cumulative Total as of 30 June 2016	Cumulative Total as of 31 Dec 2016	Cumulative Total as of 31 Mar 2017	40x40x40 (cms)	40x40x20 (cms)	30x30x30 (cms)	40x40x30 (cms)	Cumulative Total as of 30 Jun 2017
1	32	464	21,223	128,090	76,992	62,212	121,596		260,800
2	33	22,853	59,088	186,769	91,842	51,967	179,352		323,161
2	35/1	0	37,398	176,048	138,847	131,949	18,667	8,456	297,919
3	35/3	12,258	60,620	153,276	77,417	75,013	126,740		279,170
	<b>Total</b>	<b>35,575</b>	<b>178,329</b>	<b>644,183</b>	<b>385,098</b>	<b>321,141</b>	<b>446,355</b>	<b>8,456</b>	<b>1,161,050</b>

Source: DDCS&PMSC Monthly Progress Report – June and December 2016 and March and June 2017

### 3.1.2 Outputs of A1: Rehabilitation and Improvement of Polders –Package 02

Works package W-02 comprises six polders - namely 39/2C, 40/2, 41/1, 43/2C, 47/2 and 48. The tender package was floated 04 December 2015 with an original submission due date of 28 January 2016, extended to 24 March 2016. Notice of award was issued to the Contractor on 15 December 2016 after some delay due to a discussion of procedural and budgetary issues on land acquisition between the BWDB and the World Bank. The contract was signed on 8 March 2017 and notice to commence issued on 12 July 2017.

### 3.1.3 Outputs of A1: Rehabilitation and Improvement of Polders –Package 03

Works package W-03 will comprise the remaining seven polders - 14/1, 15, 16, 17/1, 17/2, 23, 34/3. Modeling is essentially complete and the draft report will be submitted in late 2017. The survey work for design and geotechnical investigations were complete during the quarter. The actual design work commenced in the July-September 2016 quarter and is still less than 50% complete. The designs were agreed to be completed by 30 June 2017, but this is behind schedule.

### 3.1.4 Output of A2: Afforestation

No physical progress as procurement for concerned NGO being re-started with a new call for EOIs.

## 3.2 Outputs of Component B: Implementation of Social and Environmental Management Frameworks and Plans

### 3.2.1 Outputs of B1: Implementation of Social Action Plans

These services have not yet commenced.

### 3.2.2 Outputs of B2: Implementation of Social Management and Resettlement Policy Framework (SMRPF) and Resettlement Action Plans (RAPs)

#### 3.2.2.1 RAP and LAP for Package 01

The RAP Team of DDCS&PMS Consultants commenced fieldwork in March 2015. The RAP and LAP for Package 01 polders was undertaken and substantially completed with formal submission in the January-March quarter 2016 as planned. The list of affected squatters and tenants have been updated, including their inventory of losses (IOL) updated and their ID numbers based on category of losses have been devised.

The updated number of Project-Affected Households and Entitled Persons is presented in the Tables 27 and 28 below.

**Table 28: Number of Titled and Non-Titled Entities (excluding tenants and wage laborers) in Package 01 Polders**

Category	Polder 32	Polder 33	Polder 35/1	Polder 35/3	Total
Titled	368	239	387	104	1,098
Non-titled	1,207	1,446	1,615	256	4,524
<b>Total</b>	<b>1,575</b>	<b>1,685</b>	<b>2002</b>	<b>360</b>	<b>5,622</b>

Source: RAP Team, IOL Survey in June 2017, DDCS&PMSC

**Table 29: Breakdown of Non-Titled EPs by Polder and Category**

Category	Polder 32	Polder 33	Polder 35/1	Polder 35/3	Total
Squatters	1,207	1,446	1,615	256	4,524
Tenants	86	157	196	09	448
Wage Laborers	23	75	117	11	226
<b>Total</b>	<b>1,316</b>	<b>1,678</b>	<b>1,928</b>	<b>276</b>	<b>5,198</b>

Source: RAP Team, IOL Survey in June 2017, DDCS&PMSC

Implementation of the RAP for Package 01 has progressed as shown in the table below. KMC had prepared a Resettlement Action Plan in 2013 for works package 01 during project appraisal stage and now has updated it (excluding polder 39/2C, from package-1, which was shifted to works package 02). The updated RAP was submitted to PMU for review and approval, comments were received and the revised document submitted again in May 2016. RAP is being updated based on latest survey data undertaken in June 2017.



**Table 30: Status of Relocation of Compensated EPs**

Sl. No.	Status of relocation	Number of squatters relocated by polders as of 30 June 2017						as of 31 Mar 2017	
		Polder 32	Polder 33	Polder 35/1	Polder 35/3	Total	%	Total	%
1	Relocated on own land	225	244	257	106	832	29%	664	46%
2	Relocated on purchased land	56	13	151	37	257	9%	265	18%
3	Relocated on other's land	106	69	73	32	280	10%	277	19%
4	Relocated Temporarily at nearby area/Govt. land	61	118	62	14	255	9%	147	10%
5	Not yet relocated	540	339	328	41	1248	43%	93	6%
6	Market Relocation	Some shopkeepers are relocating by themselves and some are waiting for compensation.							
	<b>Total</b>	<b>988</b>	<b>783</b>	<b>871</b>	<b>230</b>	<b>2872</b>	<b>100%</b>	<b>1441</b>	<b>100%</b>

Source: DDCS&PMS Consultant's Monthly Progress Report, March 2017

**Table 31: Summary Progress of LAP and RAP Implementation – Package 01**

SN	Milestone Actions	Target date of completion	Target to achieve in %	Progress as of 30 Jun 16	Progress as of 31 Mar 17	Progress as of 30 Jun 17
1	Video recording of assets in the ROW	30 May 2015	100% in 4 polders	100% 5,191 EPs	100%	100%
2	Joint Verification Survey	Early January 2016	100% in 4 polders	99%	100%	100%
3	Photography of non-titled EPs	15 October 2015	90%	93.5%	100%	100%
4	ID Card preparation for EPs	15 November 2015	90%	94%	96.1% 5,028 EPs	98.2% 5,107 EPs
5	ID Card Issuance by XEN	30 April 2016	90%	85% 4,508 EPs	96.4% 5,003 EPs	98.2% 5,107 EPs
6	ID Cards distribution	30 April 2016	90%	73%	90%	nr
7	Collection of NID	31 October 2015	90%	92%	nr	nr
8	Bank Account Opening for non-titled EPs	31 January 2016	90%	98.4%	96.53% 5,011 EPs	98.2% 5,107 EPs
9	Collection of Certificates from LGI	31 January 2016	90%	92%	nr	nr
10	Focused group meetings	15 February 2016 for first 4 rounds; then ongoing	100%	98%	100%	100%
11	Land Acquisition Proposals sub'd to DC Khulna, Bagerhat	September 2015 for Package 01	100%	100% draft 90% final LAPs for P-32, 33 & 35/3 at MOL; LAP of 35/1 in draft	100% final First 3 LAPs approved MOL & PMO	100% final 4 <sup>th</sup> LAP (for P-35/1) had DLAC held twice due to alignment change; now at MOL
12	Notice issued under Section 6 by DC		4 polders	0	3 (P-32 – 25 Nov 2016; P-35/3 – 15 Aug 2016)	3
13	Final land acquisition cost estimate		4 polders	nr	35/3 done; 32 & 33 under preparation	nr

SN	Milestone Actions	Target date of completion	Target to achieve in %	Progress as of 30 Jun 16	Progress as of 31 Mar 17	Progress as of 30 Jun 17
14	Property Assessment Valuation Committee formed	28 December 2015 for Package 01	100%	100% Formed/ approved by PD on 28 Dec 15.	100%	100%
15	PAVC assesses replacement value of assets	December 2015	All asset types; all polders	100% Valuation of land substantially done; other assets 100%	100% Fully completed 31 Dec 16	100%
16	Grievance Redress Committee formed and approved by PD	December 2015 for Package 01	15 GRCs	100% Formed/ approved by PD; not yet functioning	100% Formed and now functioning; though expense issue inhibits meetings taking place	
17	No. of grievances received			0	66	66 plus 20 new raised
18	Grievances Resolution status e.g. resolved, forwarded upper tier, not resolved etc.			0	61 resolved 5 under investigation	61 resolved; 5 under investigation; 20 new raised
19	Compensation paid to Non-Titled EPs		5197	0	1441 (1136 in Sep/Oct 16; 305 in Dec 16)	2872 (1431 in May 2016)
20	Relocation status			0	1338 (out of 1441)	1624 (out of 2872)

Source: RAP Team and DDCS&PMSC Monthly Reports

Actual information on the required land for three polders under package 1 as finalized after JVS is given below along with the estimated land acquisition for polder 35/1. There has been an adjustment in the estimate for polder 35/1 based on information that has come to light during the work of the JVS team. It was found that some of the land designated for acquisition had already been acquired for embankment right-of-way in the past. There has been no update since June 2016.

**Table 32: Land Requirement for Package-01**

Polder No	As per 31 Dec 2015		As of 30 June 2016	
	Total length (km)	Area to be Acquired Hectares	Total length (km)	Area to be Acquired Hectares
32 (After JVS)	49+068	50.65	49+333	50.65
33 (After JVS)	49+500	12.87	49+500	12.87
35/3 (After JVS)	40+000	25.02	40+000	25.01
35/1	63+000	58.09	63+220	34.67
<b>Total</b>		<b>146.63</b>		<b>123.20</b>

Source: RAP Team, DDCS&PMSC

The DDCS&PMS Consultants have developed software using Visual FoxPro for preparation of entitled persons' (EP) files and entitlement cards (EC) and these data are being used to prepare indents for payment.

The DDCS&PMS Consultants have undertaken a substantial consultative process as evidenced by the number of consultations they have reported as of 31 December 2016 (update not available for June 2017). All groups have received four or more rounds of consultation so far and the consultations continue.

**Table 33: Focus Group Formation and Number of Meetings-Package 01**

Polder No.	Status on 30 Jun 2016		Status on 31 Dec 2016	
	Focus Groups Formed	Focus Group Discussions	Focus Groups Formed	Focus Group Discussions
32	68	308	68	350
33	63	307	63	307
35/1	75	263	75	352
35/3	15	71	15	105
<b>Total</b>	<b>221</b>	<b>949</b>	<b>221</b>	<b>1,114</b>

Source: RAP Team, DDCS&PMSC

There are rounds of consultations which follow a logical progression in their content as described below.

<p>Agenda of 1<sup>st</sup> Round FGD Meeting</p> <ol style="list-style-type: none"> <li>1. Group Formation</li> <li>2. Selection Member of FGD Committee</li> <li>3. Select Designation of committee members</li> <li>4. Describe objectives of FGD</li> <li>5. Describe objectives of Project</li> <li>6. Responsibility of Committee Member</li> <li>7. Approximate date of next Meeting</li> </ol> <p>Agenda of 2<sup>nd</sup> Round FGD Meeting</p> <ol style="list-style-type: none"> <li>1. Photography of EPs</li> <li>2. Bank Account Opening</li> <li>3. Collection of certificate from LGIs, NID, Trade License and other papers</li> </ol>	<p>Agenda of 3<sup>rd</sup> Round FGD Meeting</p> <ol style="list-style-type: none"> <li>1. EP ID Card preparation</li> <li>2. Information Booklet distribution and reading out policies in the meeting</li> <li>3. Procedure of payment from BWDB and required documents for payment</li> </ol> <p>Agenda of 4<sup>th</sup> Round FGD Meeting</p> <ol style="list-style-type: none"> <li>1. Timeline of the project and relocation requirements after payment</li> <li>2. Search alternative location from now for relocated by themselves after displacement</li> <li>3. Limitation of the project in providing relocation sites</li> <li>4. Encouraging displaced people to be relocated in a cluster manner</li> </ol>
--	--

Comparing prior quarter progress with the current quarter in the foregoing tables, it can be seen that many steps in Package 01 RAP implementation are progressing well, though the relocation planning and livelihood restoration program have not been given adequate or early enough attention. The 1441 EPs given compensation in the first two payment rounds began to vacate the project area in October 2016 and now almost all have done so. However, it was not until months later that there has been any assistance or pre-screening of possible sites for relocation as the Physical Relocation Assistance Committees (PRAC) were formed in November 2016 and only became functional in January 2017.

People have not agreed for cluster or group relocation so far despite the offer of community amenities; this is reportedly due to several reasons including kinship ties with the host villages, mal-adjustment/mismatch with the neighboring people and scarcity of suitable land for group relocation.

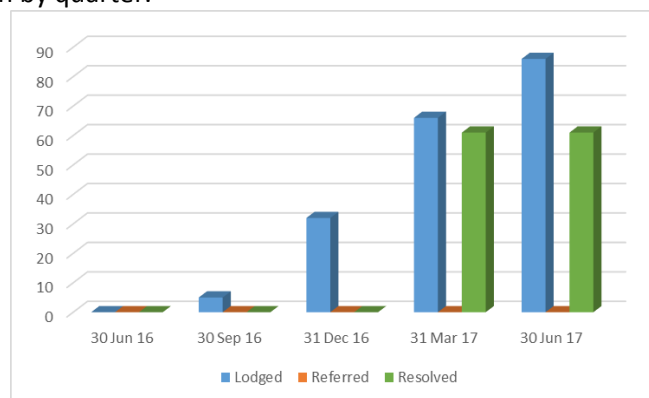
RAP implementation continues to be on the critical path for handing over of sites for construction work. While 2847 (1119+297+1431) squatters<sup>4</sup> have been given their compensation and more than half have vacated the right-of-way, these PAPs are not all together in one location or in solid stretches. Thus, contiguous areas of land is not available for handing over to the Contractor where squatters are on the polder embankments.

<sup>4</sup> Checks were actually prepared for 1157, 305 and 1431 EPs in three tranches, but 38 and 8 persons respectively did not appear for payment during the announced September disbursement dates for the first two tranches. Disbursements were made at the Union Parishad Chairman's offices – a locally accessible location. These will be tracked down and payment made as soon as possible. A few checks are being held due to finalizing decision on alignment.

The Resettlement Action Plan Milestones remaining for works package 1 are listed in Annex 6. Based on initial estimates presented in the October-December quarter of 2015, the vacating of embankment and construction sites milestone would take about 7 months from 01 January 2016. Payments to the balance of non-titled EPs are now expected to stretch through September 2017, according to the assessment of DDSC&PMSC's RAP Team. Thus, an optimistic estimate for all resettled persons to vacate the construction sites is 31 October 2017 (few persons will move during the monsoon season) and a planned seven month process will have taken 22 months. Meanwhile, payments to titled land-holders is expected to extend through 2017.

### **Grievances**

As mentioned earlier, 66 grievances have been registered in the Package 01 area to date and 61 have been resolved – 20 at point of grievance and 41 of 46 that were referred to the GRC. Another 20 grievances are raised and expected to be resolved at field level. The figure below shows the cumulative progression by quarter.



**Figure 3: Cumulative Grievances – Package 01**

### **Labor Influx**

The types of site works are defined in the Contract. The works require both skilled and unskilled labor and the skilled labor spans many levels – from tradespersons to highly experience senior professionals. The policy of the Project is to first maximize the use of local staff and when skills are not available locally, to draw as much as possible from the district, then from Bangladesh and finally from overseas. The Contractor has been asked to report on the breakdown of such staff and is being guided to align his hiring to maximize use of local staff.

Camps generally have no more than 20 or so foreign workers and 20 or so national workers and these are in self-contained compounds apart from communities. A given polder may have more than one camp. Of the approximately 1400 persons working on the project at peak times, the total population that stays in work camps is approximately as follows (varies over time):

- Polder 32 – 59 persons
- Polder 33 – 90 persons
- Polder 35/1 – 53 persons
- Polder 35/3 – 51 persons

This represents less than 20% of the work force. Most laborers are unskilled and temporary workers, with virtually no unskilled workers coming from outside a polder. The Engineer's site staff visit all compounds and offices buildings of Contractor in each polder and talk with the community leaders. So far, no cases of frictions and complaints due to labor influx has been observed, though this continues to be monitored.

### 3.2.2.2 RAP and LAP for Package 02

A draft RAP was first submitted to PMU for comments and observation in the January-March 2016 quarter and has now been finalized and submitted to the World Bank in February 2017. The census and initial Inventory of Losses (IOL) was conducted in 2015, but a revised LAP was prepared so the IOL was updated as required by the TOR before implementing the RAP. Field level updating of the inventory started in June 2016 and was completed in January 2017.

**Table 34: Status of Land Acquisition – Package 02**

Sl	Name of Polder	District	Program for L.A. (ha)	Proposal submitted to DC	Approved		Notice u/s 3 issued	JVS completed	Present status
					DLAC	MoL			
1	39/2C	Pirojpur & Jhalokhati	115.95	10 Oct 16	16 Mar 17 & 30 Nov 16		9 Apr 17 & 27 Feb 17	Not yet in Pirojpur; 22 Oct 16 for 3 mouzas of Jhalokhati	Issuance of Notices u/s-3 is under process in Pirojpur District. Joint Survey of Jhalokathi District is going on.
2	40/2	Barguna	12.45	06 Oct 16	27 Mar 17		4 May 17	17 May 17	Feasibility assessment has been completed.
3	41/1	Barguna	8.35	06 Oct 16	27 Mar 17		4 May 17	28 Mar 17	Feasibility assessment has been completed.
4	43/2C	Patuakhali	13.88	30 Aug 16					Feasibility assessment in process.
5	47/2	Patuakhali	2.31	28 Aug 16	23 Mar 17		2 May 17	17 Oct 16	Issuance of Notices u/s-3 is under process.
6	48	Patuakhali	0.90	28 Aug 16	23 Mar 17		2 May 17	16 Oct 16	Issuance of Notices u/s-3 is under process.
Total			153.84	153.84	139.96		139.96		

Source: RAP Team, DDCS&PMSC, Monthly Progress Report, June 2017

The RAP of Package-2 was prepared based on the census and IOL survey conducted in 2015. Total number of entities identified during census and IOL in 2015 was 7103. The RAP was submitted to the World Bank through the PMU office and it will start to be implemented immediately after obtaining clearance from the Regional Safeguards Advisor (RSA) of the World Bank. A total of 6511 entities were identified during updating census and IOL survey on private and public land.

**Table 35: Number of EP Households – Package 02**

Polder No	Total Surveyed HHs	Private Land	Squatter	Tenants (GOB land)			Wage laborers (GOB land)
				Commercial	Residential	Total	
39/2	1,540	1,489	51	27	06	33	28
40/2	1,910	200	1,710	398	17	415	103
41/1	924	20	904	66	04	70	11
43/2	646	47	599	117	10	127	22
47/2	181	16	165	07	00	07	01
48	1,492	05	1,487	200	27	227	234
<b>Total</b>	<b>6,693</b>	<b>1,777</b>	<b>4,916</b>	<b>815</b>	<b>64</b>	<b>879</b>	<b>399</b>

Source: RAP Consultants, Monthly Progress Report of DDCS&PMS Consultants, June 2017

Property valuation surveys were conducted and Mouza rates (Government-declared rate for land) were collected from concerned Sub-Registrar's office for ascertaining replacement cost of the land, structure and trees.

Focus Groups have been formed (227 is the final number instead of the 235 initially planned) and discussion started. The Bengali language information brochure has been distributed.

**Table 36: Focus Group Formation and Meetings-Package 02**

Polder	FGD Target	FGD Formed	FGD Meetings as of 30 Jun 2017	FGD Meetings as of 31 Dec 2016
39/2C	32	32	48	38
40/2	57	57	162	143
41/1	38	38	140	140
43/2C	31	31	108	106
47/2C	09	09	27	26
48	60	60	180	145
<b>Total</b>	<b>227</b>	<b>227</b>	<b>665</b>	<b>598</b>

Source: RAP Consultant's Monthly Progress Report, December 2016 and June 2017

A Tribal People's Development Plan (TPDP) for the Rakhine Community at polder 48 has been prepared and submitted to the World Bank. Throughout the CEIP-1 polders, Tribal Peoples are found only at Polder 48, Gora-Amkhola village of Lotachapli union under Kalapara Upazila in Patuakhali District. Rakhine people are affected due to loss of structure i.e. toilets, kitchen, stair, etc. and some trees on BWDB land. A total of 60 persons of the Rakhine community comprising 19 HHs will be affected by the project implementation activities with average HH size of 3.75 persons. The table below presents affected HHs and people in various categories of losses.

**Table 37: Project-Affected Rakhine People**

Category of Impact	Affected HHs	Project Affected Persons (Nos.)			PAPs in %
		Both Sexes	Male	Female	
Residential (with/without land)	11	44	23	21	73
Commercial (with/without land)	3	6	3	3	10
Only Tree (with/without land)	1	3	2	1	5
Others (HHs losing only secondary structure)	4	7	4	3	13
<b>Total</b>	<b>19</b>	<b>60</b>	<b>32</b>	<b>28</b>	<b>100</b>

Source: MIS & Field Level Latest Status until February 2017, RAP Team

It is interesting to note that although traditionally Rakhine tribal families are generally headed by the mother, these families are now male-headed.

**Table 38: Summary Progress of LAP and RAP Implementation – Package 02**

SN	Milestone Actions	Target date of completion	Target to achieve in %	Progress as of 30 Jun 2016	Progress as of 31 Mar 2017	Progress as of 30 Jun 2017
1	RAP overall	31 Oct 2015, originally	100% in 6 polders	Revised RAP submitted to PMU in October 2016.	Submitted to World Bank in February 2017	Concurred by WB RSA and being updated based on final LAPs.
2	LAP overall	30 Nov 2015, originally	100% in 6 polders	LAPs submitted March 2016; under review by PMU/XENs	All LAPs submitted to DLACs Aug-Oct 2016; DLACs OK'd all but 43/2C	Notice u/s 3 issued for all but 43/2C
3	Census	Conducted Jun-Oct 2015	100% in 6 polders	100%	Done	Done
4	IOL Survey		100% in 6 polders	100% update done	Done	100% of 2 <sup>nd</sup> up-date done based on updated LAPs
5	Video recording of assets in ROW		100% in 6 polders	50% updated; Polder 40/2, 41/1, 43/2C is done; 03 polders pending	66% updated; Polder 39/2C & 3 others done; polders 40/2 and 41/1 pending	85% updated; given progress on last 2 polders
6	Market survey		100% in 6 polders	Done again after updating IOL (100%)	Done	Done

SN	Milestone Actions	Target date of completion	Target to achieve in %	Progress as of 30 Jun 2016	Progress as of 31 Mar 2017	Progress as of 30 Jun 2017
7	Mouza maps collected		100% in 6 polders	Done (100%)	Done	Done
8	Land survey per designed alignment		100% in 6 polders	80%, though due to changing of alignment at various locations, land survey had to be done repeatedly.	Done	Done
9	PAVC formed		6 polders	Nil	Nil	4 polders done - Patuakhali and Barguna Districts
10	GRC formed		6 polders	Nil	Nil	Nil

Source: RAP Team, DDCS&PMSC Monthly Progress Report, June 2017

**Table 39: Status of ID Preparation for EPs of Package 02**

Polders	Number of affected HHs losing structure on private and GOB land	Number of Non-Titled EPs (nos.)	Photograph taken of the EPs (nos.)	ID Card Preparation	Opening Bank Account	Collection of National ID cards	Certificates from LG offices collected
0	1	2	3	4	5	6	7
39/2C	1540	51	50	50	50	50	50
40/2	1910	1710	1660	1660	1660	1660	1660
41/1	924	904	850	850	850	850	850
43/2c	646	599	580	580	580	580	580
47/2	181	165	151	151	151	151	151
48	1492	1487	1364	1364	1350	1350	1350
<b>Total</b>	<b>6693</b>	<b>4916</b>	<b>4655</b>	<b>4655</b>	<b>4641</b>	<b>4641</b>	<b>4641</b>
% Done, Current Apr-Jun 2017 Quarter			95%	95%	94%	94%	94%
% Done, Jan-Mar 2017 Quarter			94%	94%	94%	94%	94%
% Done, Oct-Dec 2016 Quarter			62%	51%	69%	69%	69%

Source: RAP Team, DDCS&PMSC

### 3.2.2.3 RAP for Package 03

The RAP/LAP team has commenced collecting information on previously acquired land from the local BWDB offices for facilitating preparation of LAPs for five of the Package 03 polders (Polder 16, 17/1, 17/2, 23, 34/3). There has been minimal new activity during the last two quarters so the status remains as it was on 31 December 2016.

As of December 2016 the RAP team collected 75% of the information on previous acquisition of 5 polders (except Polder 14/1 and 15) of Package 03. Mouza Maps are also being collected from the office of Director Land Records (DLR). As of December 2016, 50% of the mouza maps of 5 polders (except 14/1 and 15) has been collected.

After finalization of the alignment by the Engineering Team the RAP team will start collection of Katians, preparation of plot schedule and Land Acquisition Plans (LAPs). After finalization of the alignment the RAP team will start conducting census and IOL survey in Package 03 polders.

### **3.2.3 Outputs of B3: Implementation of EMF and EMPs**

#### **3.2.3.1 Status of Submission and Review of Draft EIA Reports for Packages 1 and 2**

The status of EIA preparation is presented in the table below by polder. EIAs have been prepared for all Package 01 polders in May 2013. They have been approved by the World Bank and Environmental Clearance Certificates (ECC) have been issued by the Department of Environment of GoB on 08 October 2015 and must be renewed annually. The renewal request was made on 20 October 2016 via letter to the Director, DOE, Khulna Division and Bagerhat DOE District Office with copy to the Director General DOE headquarters in Dhaka. Renewed ECC has not yet been received.

Supplemental EIA report has been prepared for the additional bank protection works in the 4 polders of Package 01 and submitted to the WB during the April-June 2017 quarter.

Package 2 EIAs were first done in draft in 2015 and these have been further elaborated through iterative reviews as shown in the table below. Submitted to WB and approved in March 2017. Concurrence of the 6 EIA reports for the 6 polders of works Package W-02 received from IPoE for Environment, Water Management on February 6, 2017. The PMU disclosed the final version of the EIA reports on March 6, 2017 in the BWDB website after receiving the approval from the World Bank.

**Consultation and Disclosure Process for Package 02 EIAs:** Public Disclosure and Consultation Meetings for EIA Reports at local levels were held on December 7, 2016 at Kalapara Upazila in the District of Patuakhali for Polders 43/2, 47/2 and 48 as well as at Barguna District on December 8, 2016 for Polders 40/2 and 41/1. With regard to Polder 39/2C, this Polder was originally included in Works Package 1 and cleared by the RSA, consultations were carried out at the time and the Public Disclosure was held on January 13, 2013. Later this Polder was shifted as part of the contract for Works Package 2, and the EIA for this Polder was updated and several local consultations were again held. All the EIAs of the 6 Polders of Works Package- 2 were presented at the final National Dissemination Seminar, held in Dhaka, on January 25, 2017.

#### **3.2.3.2 Status of Submission and Review of Draft EIA Reports for Package-3**

Draft EIA Reports of seven polders of Package-3 have been submitted by CEGIS to the DDCS&PMS Consultants, based on the information available so far for primary review. All of these are nearing completion by CEGIS in the standard format that has been used in the past. A new format was to have been developed for one polder (34/3) as a model. This model EIA was submitted on 30 March 2017 and comments received from the World Bank on 11 May 2017 and from others (IPOE, M&E team and PMU) in April. The revised version was submitted to PMU and forwarded to the World Bank again in June 2017.



**Table 40: Status of EIA Preparation**

S N	Polder	Pkg No	Field investigation status	Draft to PMU	Comment from PMU/M&E*	Revised Draft to PMU	Draft to WB	Comment from WB	Actual Date Final Draft to WB	Target Date for Final Draft to WB	WB concurs	DoE Issues First Annual ECC
1	32	1	Done: Dec 2012						May 2013		Yes	08 Oct 2015
2	33	1	Done: Dec 2012						June 2013		Yes	08 Oct 2015
3	35/1	1	Done: Dec 2012						May 2013		Yes	08 Oct 2015
4	35/3	1	Done: Dec 2012						May 2013		Yes	08 Oct 2015
5	39/2C	2	Done	13 Sep 15 03 Feb 16	02 Nov 15	18 Feb 16 30 Mar 16 23 Aug 16	03 Nov 15 18 Feb 16 30 Mar 16 24 Aug 16	17 Nov 15 12 Jun 16 Need IPOE	05 Feb 17	Aug 2016	Yes Mar 2017	07 Mar 2017
6	40/2	2	Done	05 Oct 15 24 Mar 16 20 Apr 16	02 Nov 15 31 Mar 16 09 May 16	10 May 16 29 Sep 16	03 Nov 15 10 May 16 29 Sep 16	17 Nov 15 18 Aug 16 Need IPOE	05 Feb 17	Aug 2016	Yes Mar 2017	07 Mar 2017
7	41/1	2	Done	05 Oct 15 30 Mar 16	02 Nov 15 09 May 16	03 Apr 16 10 May 16 22 Aug 16	03 Nov 15 03 Apr 16 10 May 16 24 Aug 16	17 Nov 15 12 Jun 16 Need IPOE	05 Feb 17	Aug 2016	Yes Mar 2017	07 Mar 2017
8	43/2C	2	Done	05 Oct 15 19 May 16	02 Nov 15 22 May 16	16 Jun 16 02 Oct 16	03 Nov 15 19 Jun 16 On hold	17 Nov 15 18 Aug 16 Need IPOE	05 Feb 17	Aug 2016	Yes Mar 2017	07 Mar 2017
9	47/2	2	Done	05 Oct 15 Apr 2016	02 Nov 15 21 Apr 16	28 Apr 16 21 Sep 16	03 Nov 15 28 Apr 16 18 Aug 16 29 Sep 16	17 Nov 15 28 Apr 16 18 Aug 16 Need IPOE	05 Feb 17	Aug 2016	Yes Mar 2017	07 Mar 2017
10	48	2	Done	05 Oct 15 04 Apr 16	02 Nov 15 11 Apr 16 10 Aug 16	13 Apr 16 08 Sep 16	03 Nov 15 18 Apr 16 29 Sep 16	17 Nov 15 08 Aug 16 Need IPOE	05 Feb 17	Aug 2016	Yes Mar 2017	07 Mar 2017
11 12 13 14 15 16 17	14/1 15 16 17/1 17/2 23 34/3	3	Field investigation is still in progress** for 16, 17/1, 17/2	34/3 model EIA report submitted 30 March 2017	Comments provided April 2017		34/3 model EIA report submitted 30 March 2017	Comments provided 11 May 2017	Jun 2017 (to be confirmed)	Jun 2017		

Source: PMU, DDCS&PMSC and M&E Consultant records

\*The comments from PMU/M&E Consultants have been reviewed and finalized with PMU/M&E Consultants and these are being incorporated in the final EIA Reports.

\*\* Field investigation is in progress based on Feasibility Level Design which will be finalized after obtaining the model study much of which was completed during the current quarter. After this, the design will be prepared and data will be collected for preparation of the EIA and EMP based on detailed design.

### 3.2.3.3 Status of Environmental Action Plan and C-ESMP

The Package 01 Contractor's EAP was given provisional approval by the DDCS&PMS Consultants and submitted to the World Bank on 24 October 2016, through PMU, for comment. The World Bank provided guidance – specifically that there should be one EAP per polder, that it should be site-specific and that it should more fully elaborate upon the EMP. The DDCS&PMS Consultants have assisted the Contractor in preparation of the revised EAP, with input of PMU and the M&E

Consultants. The revised EAPs were submitted to PMU by the DDCS&PMS Consultants on 9 July 2017 and forwarded to the World Bank.

The DDCS&PMS Consultants prepared related documents for imparting training of the Contractor's personnel, CEIP-1 field level Consultants and BWDB officials. The training started on 01 and 02 October 2016 and there was a second round of training in November. This was followed by training by the environment staff of the Contractor providing orientation and training to about 50% of Contractor staff. This cascade training strategy needs to be assessed to make sure that the contractor and consultant staff fully understand the EMP including its mitigation and monitoring requirements. Also, on-the-job training for the Contractor on EHS has been carried out continuously by DDCS&PMS Consultants, PMU and M&E Consultants during their field visits.

The training that has taken place since the initial training in October 2016 is as shown in the table below:

**Table 41: Environmental Training of Contractor Staff - Package W-01**

Date	No. of Events	Number of trainees	Location
Nov 2016	7	86	All 4 polders
Dec 2016	6	66	All 4 polders
Jan 2017	1	5	Polder 35/3
Feb 2017	2	20	Polder 33
Mar 2017	8	179	All 4 polders
Apr 2017	2	28	Polder 33

Source: CHWE, email correspondence, 15 May 2017

The Package 02 Contractor submitted a draft C-ESMP in June 2017 and after some revisions it was provisionally approved by the DDCS&PMS Consultant in his capacity as Engineer.

#### **3.2.3.4 Bi-Annual Environmental Monitoring Report**

Two such reports were prepared during FY 2016/17 through a collaboration of PMU, M&E Consultants and DDCS&PMS Consultants and submitted to the World Bank by the deadline of 31 July 2016 and 31 January 2017.

#### **3.2.3.5 Field-Level Environmental Compliance**

EMP compliance at work sites was monitored by DDCS&PMS Consultants, PMU and M&E Consultants. Compliance and awareness have improved substantially as evidenced by increased use of PPE, improved facilities, signage, erection of protective fencing, existence of documentation, and training. The Package 01 Contractor is now submitting completed environmental monitoring checklists to the DDCS&PMS Consultant twice monthly and these are being shared with PMU and the M&E Consultants.

#### **3.2.3.6 Annual Environmental Audit**

The M&E Consultants developed a TOR for the first Annual Environmental Audit which would cover January to December 2016. It was shared with the World Bank environmental specialists in Dhaka and Washington and improved based on comments received. The audit report was prepared and issued by the deadline of 7 February 2017.

The key recommendations coming from the audit, in brief, were as follows:

1. Package 03 EIAs should incorporate the analysis of National Water Act 2013, National River Commission Act 2013 and the Participatory Water Management Guidelines 2014, which are not covered in the EIAs of Packages 01 and 02. Furthermore, the checklist for FGD/Consultation with local people could be annexed. It is important that in the future a brief synthesis of the comments received during the field-level, regional and national

- consultations be included and whether and how these concerns have been addressed in the final EIA.
2. The bid documents and contract for Package 03 should give emphasis and care to ensure all the required clauses are incorporated to fully address the relevant elements of the EMPs.
  3. The DDCS&PMSC Quality Assurance Plan could be strengthened in its treatment of how EMP compliance will be monitored and achieved.
  4. The EMP includes environmental management and mitigation measures that are outside the Contractor's and Consultant' responsibilities. Some actions require the input of various government agencies. At present, there seems to be little movement to coordinate the actions of these agencies and ensure their intervention at the appropriate time. The PMU, with the guidance of the DDCS&PMSC, must notify these agencies of the nature and timing of their required intervention. The DDCS&PMSC in their project management support role, should outline the timeline for each agencies' input. The agencies concerned include the Department of Agricultural Extension, Department of Fisheries, Department of Forestry, and others as well as local government entities.
  5. The Contractor's international and senior national team must be retrained on Environmental Action Plan (EAP). All of these staff need training and not just the Contractor's five staff who have environmental responsibilities. Their duties must be outlined in very simple terms, and a monitoring and reporting process spelled out.
  6. For close supervision, especially in the early stages of the formal launch of the EAP, it is recommended that DDCS&PMSC Environmental Specialists spend more time in the field. These Specialists and Khulna University of Environmental (KUET) training representative must be there more intensively over the next few months to ensure the Contractor adopts all actions outlined in the EAP.
  7. Records of compliance and especially non-compliance must be kept by the CHWE Contractors and the DDCS&PMSC on EAP activities. The Contractor would use these to monitor and improve compliance and for reporting to the Engineer. Delinquency in clearing up NCRs should draw a response from the DDCS&PMSC.
  8. The DDCS&PMSC reported that they have issued several letters to the Contractor giving guidance and instructions concerning environmental issues, but were not able to readily provide these to the Audit Team or inform them of the particulars. It is suggested that a separate book (or register containing the relevant reference number of the correspondence) on environmental (and other) non-compliance must be maintained on an ongoing basis checked every week for status of compliance. A report should be sent monthly to PMU and the Third Party M&E Consultants on the non-compliance issues. Such report can be included in the monthly progress report.
  9. With respect to sample testing, the Audit team recommends:
    - a. surface water testing at least twice a year (one in dry season and another in rainy season)
    - b. drinking water testing at least once per year, or more frequently if so indicated in the EMPs. The number of tests sites for drinking water every year should be increased to ensure that each of the drinking water sources in all work sites are safe to drink.
    - c. including analysis for NO<sub>3</sub>-N for surface, ground water and soil as routine part of monitoring as specified in the EMP
    - d. testing for air quality two times per year from a variety of locations around work sites – close to school, madrasa, hospital and villages
    - e. improving noise level testing approach (to be taken from various places nearby the work sites on weekly basis) and maintaining a proper reporting system.

10. The Audit also recommends that the collection of water, soil and air quality samples should be done by the same competent entity who is responsible to conduct the test.
11. Contractor to ensure that flora and fauna baseline information is provided at the beginning of construction for each polder and endline information at the conclusion of construction.
12. In development of EIA and EMP, M&E Consultant's participation should be ensured.

### **3.2.3.7 WB Safeguard Mission**

World Bank Environmental and Social Safeguard Mission took place from 09-13 May 2017. The team visited some work sites of Polders of Package-1 for monitoring the compliance level of environmental and social issues. PMU Sr. Environmental Specialist, DDSC& PMS Consultants and Environmental Specialist of Third party M&E Consultants accompanied the WB Team, where Contractor's representatives were also present. The Mission Team monitored the work sites (CC block Manufacturing Plant and DS no. 2 of Polder 35/3) and asked the Contractor to address some issues identified earlier as well as some new issues for improved EMP implementation. Most of the recommendations have been addressed in the visited places and some of them have been replicated to other relevant worksites of remaining 3 polders. All the recommendations are planned to be replicated in the three remaining polders.

### **3.2.3.8 Environmental Field Visits Conducted**

During this reporting period, several field visits to monitor and guide the contractor's works have been performed by the DDSC&PMS Consultants, 3rd Party M&E Consultants and PMU staff to ensure the implementation of EMP by the contractor. The summary of the field works are provided in the following table.

SI	Field visit by Environmental Personnel	Number of field visits during the reporting quarter	Objective of the field visit
1	Environmental Specialist, DDSC&PMS Consultants	2	Monitoring of the environmental compliance at various work sites, provide on job training to contractor
2	Environmental Specialist, 3 <sup>rd</sup> Party M&E Consultants	3	Environmental Baseline survey in package 2 areas, monitoring of environmental compliance at various work sites in Package 1 areas, provide on job training to contractor, accompanied the WB Safeguards Missions, accompanied the WB Social Safeguard mission
3	Senior Environmental Specialists of PMU	1	Monitoring of the environmental compliance at various work sites and accompanied the WB Safeguards Mission, provide on job training to contractor

### **3.2.3.9 Status of Afforestation**

Afforestation work has not yet commenced and the call for EOIs will be renewed in the April-June 2017 quarter. Targets are reported in the table below, based on the Additional Tasks Assigned section of the Volume III: Afforestation Report of March 2013. These amounts are under revision as the RAP/LAP are being developed and finalized for the three packages.

**Table 42: Afforestation Targets per  
Afforestation Report of March 2013**

SL No.	Polder No.	Afforestation (ha)
1	32	35.4
2	33	41.7
3	35/1	25.8
4	35/3	20.94
	Package 01	123.84
5	39/2C	11.27
6	40/2	17.06
7	41/1	19.81
8	43/2C	13.43
9	47/2	9.73
10	48	16.89
	Package 02	88.19
11	14/1	17.37
12	15	6.02
13	16	24
14	17/1	29.53
15	17/2	8.45
16	23	19.04
17	34/3	12.48
	Package 03	116.89
	Total	328.92

Source: Afforestation Report, March 2013

### 3.3 Outputs of Component C: Construction Supervision, Project Monitoring and Evaluation and Coastal Zone Monitoring

#### 3.3.1 Outputs of C1: Detailed Design and Construction Supervision of Package 01

##### 3.3.1.1 Design Status of Package 01

All detailed designs have been completed for package 01 works in earlier quarters, based on modeling that determined the design parameters as well as geotechnical surveys and investigations. Revisions are being made as needed based on field conditions.

##### 3.3.1.2 Preparation of Bidding Documents for Package 01

Bid Documents were completed in 2015 and the Contractor has commenced services on 26 January 2016.

##### 3.3.1.3 Construction Supervision for Package 01

The completed and ongoing construction works are shown in section 3.1.1. The DDCS&PMSC is undertaking the required site supervision activities. Overall a construction site supervision system is operational and being improved. The Contractor submitted a revised quality assurance manual in Q3 a year ago (January to March 2016) which needs further improvement.

#### 3.3.2 Outputs of C1: Detailed Design and Construction Supervision of Package 02

##### 3.3.2.1 Design Status of Package 02

The status of design of the various elements of the works are summarized in the tables that follow. Percentage completion has been roughly estimated based on the stage of the design in the process of preparation and approval.

**Table 43: Status of Design for Package 02**

SI No.	Polder	Embankment (Km)			Drainage Channel (Km)			Drainage Sluice (No.)			Flushing Sluice (No.)			River Bank Protection Works (Km)		
		Target	Achievement		Target	Achievement		Target	Achievement		Target	Achievement		Target	Achievement	
			Design Prepared	Design Approved		Design Prepared	Design Approved		Design Prepared	Design Approved		Design Prepared (*)	Design Approved		Design Prepared	Design Approved
1.	39/2C	59.25	59.25	59.25	54.23	54.23	54.23	13	13	13	21	21	14	3.50	3.50	3.50
2.	40/2	34.40	34.40	34.40	32.56	32.56	32.56	9	9	9	11	11	8	-	-	-
3.	41/1	33.81	33.81	33.81	30.16	30.16	30.16	10	10	10	16	16	6	0.875	0.875	0.87
4.	43/2C	25.70	25.70	25.70	28.25	28.25	28.25	8	8	8	15	15	9	0.500	0.500	0.50
5.	47/2	17.55	17.55	17.55	9.70	9.70	9.70	4	4	4	5	5	5	0.520	0.520	0.52
6.	48	38.00	38.00	38.00	33.10	33.10	33.10	6	6	6	3	3	3	-	-	-
<b>Total 30 Jun 17</b>		208.71	208.71	208.71	188.0	188.0	188.0	50	50	50	71	71	45	5.395	5.395	5.395
<b>Total 31 Mar 17</b>		208.71	208.71	208.71	188.0	153.5	54.26	50	50	50	71	65	18	5.395	5.395	5.395
<b>Total 31 Dec 16</b>		208.71	208.71	208.71	188.0	117.3	-	50	50	50	71	65	18	5.395	5.395	5.395
<b>Total 30 Sep 16</b>		208.71	208.71	208.71	188.0	96.64	-	50	50	50	71	49	-	5.395	5.395	5.395

SI No.	Polder	Embankment Slope Protection Works (km)			Flood Wall (Km)			Paved Road (Km)			Closure (No.)			Gates & Hoists						
		Target	Achievement		Target	Achievement		Target	Achievement		Target	Achievement		Drainage Sluice (No.)			Flushing Sluice (No.)			
			Design Prepared	Design Approved		Design Prepared (**)	Design Approved		Design Prepared	Design Approved		Design Prepared (***)	Design Approved	Design Prepared (***)	Design Approved	Design Prepared (***)	Design Approved			
1.	39/2C	4.000	4.000	4.000	1.95	-	-	11.04	11.04	11.04	8	8	-	1	1	1	1	1	1	1
2.	40/2	1.137	1.137	1.137	8.30	8.30	-	5.40	5.40	5.40	-	-	-	1	1	1	1	1	1	1
3.	41/1	-	-	-	7.15	-	-	21.35	21.35	21.35	-	-	-	1	1	1	1	1	1	1
4.	43/2C	0.261	0.261	0.261	-	-	-	5.50	5.50	5.50	-	-	-	1	1	1	1	1	1	1
5.	47/2	-	-	-	-	-	-	-	-	-	-	-	-	1	1	1	1	1	1	1
6.	48	3.989	3.989	3.989	-	-	-	7.00	7.00	7.00	-	-	-	1	1	1	1	1	1	1
<b>Total 30 Jun 17</b>		9.387	9.387	9.387	17.40	8.30	-	50.29	50.29	50.29	8	8	-	6	6	6	6	6	6	6
<b>Total 31 Mar 17</b>		9.387	9.387	9.387	17.40	8.30	-	50.29	50.29	50.29	8	-	-	6	6	6	6	6	6	6
<b>Total 31 Dec 16</b>		9.387	9.387	9.387	17.40	8.30	-	50.29	50.29	50.29	8	-	-	6	6	6	6	6	6	6
<b>Total 30 Sep 16</b>		9.387	9.387	9.387	17.00	7.90	-	50.29	50.29	50.29	8	-	-	6	6	4	6	6	6	6

Source: DCS&PMS Consultant

**Notes:**

- (\*) Typical design of Flushing Sluice with classified locations have been identified and preparation of detailed design are in progress
- (\*\*) The contractor shall design and prepare final drawings for each closure and submit to the Engineer for approval.
- (\*\*\*) Typical Gate Design prepared for these polders.

### 3.3.2.2 Preparation of Bidding Documents for Package 02

Bid documents for Package 02 were completed and issued on 04 December 2015 and bids were evaluated in 2016. Notice of award was issued on 15 December 2016 and contract was signed on 08 March 2017.

### 3.3.2.3 Construction Supervision for Package 02

Contractor mobilized in June 2017 and started surveying work and identification of camp and office site locations as well as preparation of required plans, cash flow estimates and other documents.

## 3.3.3 Outputs of C1: Detailed Design and Construction Supervision of Package 03

### 3.3.3.1 Design Status of Package 03

Modeling for detailed design is nearly complete with frequency analysis of wave height for cyclonic waves, wind data analysis, computation of embankment crest level, etc. Survey work is fully completed. Design is estimated to be about 20% as of 30 June 2017, basically unchanged since the end of 2016.

**Table 44: Status of Design for Package 03**

SI No.	Polder	Embankment (Km)			Drainage Channel (Km)			Drainage Sluice (No.)			Flushing Sluice (No.)			River Bank Protection Works (Km)		
		Target	Achievement		Target	Achievement		Target	Achievement		Target	Achievement		Target	Achievement	
			Design Prepared	Design Approved		Design Prepared	Design Approved		Design Prepared	Design Approved		Design Prepared	Design Approved		Design Prepared	Design Approved
1.	14/1	31.25	31.25	-	13.23	-	-	5	-	-	4	-	-	1.00	-	-
2.	15	30.50	30.50	-	15.44	-	-	4	-	-	4	-	-	0.10	-	-
3.	16	45.00	45.00	-	47.90	-	-	15	-	-	10	-	-	0.30	-	-
4.	17/1	38.50	38.50	-	35.80	-	-	10	-	-	Nil	-	-	-	-	-
5.	17/2	11.00	11.00	-	12.40	-	-	3	2	-	Nil	-	-	0.25	-	-
6.	23	37.00	37.00	-	31.50	-	-	12	-	-	12	-	-	Nil	-	-
7.	34/3	17.00	17.00	-	11.10	-	-	3	3	-	6	-	-	Nil	-	-
<b>Total 30 Jun 17</b>		210.25	210.25	-	167.37	-	-	52	5	-	36	-	-	1.65	-	-
<b>Total 31 Mar 17</b>		210.25	210.25	-	125.35	-	-	52	5	-	36	-	-	1.65	-	-

SI No.	Polder	Embankment Slope Protection Works (km)			Paved Road (Km)			Closure (No.)			Gates & Hoists					
		Target	Achievement		Target	Achievement		Target	Achievement		Drainage Sluice (No.)			Flushing Sluice (No.)		
			Design Prepared	Design Approved		Design Prepared (**)	Design Approved		Design Prepared (**)	Design Approved	Target	Design Prepared (***)	Design Approved	Target	Design Prepared (***)	Design Approved
1.	14/1	6.86	-	-	Nil	-	-				1	-	-	1	-	-
2.	15	4.44	-	-	Nil	-	-				1	-	-	1	-	-
3.	16	1.00	-	-	Nil	-	-				1	-	-	1	-	-
4.	17/1	-	-	-	Nil	-	-				1	-	-	Nil	-	-
5.	17/2	Nil	-	-	Nil	-	-				1	-	-	Nil	-	-
6.	23	3.00	-	-	Nil	-	-				1	-	-	1	-	-
7.	34/3	Nil	-	-	Nil	-	-				1	-	-	1	-	-
<b>Total 30 Jun 17</b>		15.30	-	-	Nil	-	-				7	-	-	5	-	-
<b>Total 31 Mar 17</b>		15.30	-	-	Nil	-	-				7	-	-	5	-	-

Source: DCS&PMS Consultant

### **3.3.3.2 Preparation of Bidding Documents for Package 03**

Progress of this task as of 30 June 2017 remains about 20% complete for the last two quarters. This work involves:

- i. Preparation of Bidding Documents for Package-3 commenced by taking into account the lessons learned from Package-1 and Package-2;
- ii. Updating of Technical Specification for the Bidding Documents of Package-3 is going on based on lessons learned from the bidding documents of Package-2.

### **3.3.3.3 Construction Supervision for Package 03**

No activities as contract for Package 03 is not yet awarded.

### **3.3.4 Outputs of C2: Third Party Monitoring and Evaluation of Project**

Key accomplishments April-June 2017 include:

- Prepared a Brief for the World Bank Environmental and Social Safeguards mission in May 2017.
- Prepared the 6<sup>th</sup> Quarterly Progress Report
- Reviewed Package 02 Contractor's C-ESMP
- Field visits for monitoring of implementation, safeguards compliance and consultation with PAPs.
- Participated in developing and implementing a phone survey of resettled persons.
- Designed and implemented a baseline fish market survey.

Key accomplishments July 2016-March 2017 include:

- Prepared a briefing document for the World Bank and GoB Mid-Term Review in January 2017 and participated in the MTR.
- Cleaned data from baseline survey and commenced data table generation
- Prepared the 3<sup>rd</sup>, 4<sup>th</sup> and 5<sup>th</sup> Quarterly Progress Report
- Prepared the Annual Report for FY 2015/16
- Took the lead in drafting the joint PMU, DDSC&PMSC and M&E Consultant 1<sup>st</sup> and 2<sup>nd</sup> Bi-Annual Environmental Monitoring Reports
- Undertook the first Annual Environmental Audit and prepared the required report
- Reviewed and commented on the Contractor's EAPs.
- Reviewed and commented on the Package 03 EIA model format and other draft EIAs.
- Reviewed and commented on DDSC&PMSC progress reports.
- Field visits for monitoring purposes.
- Advanced the preparation of the PMIS

#### **PMIS Development**

The structure of the database that will be used in the web-based Project Management Information System (PMIS) continued under development. Programming has advanced substantially and a partial beta-version of the on-line system has been made available for key stakeholders to explore.

#### **Achievement Compared to Plan**

The M&E Consultants' partial Work Plan for the period 01 November 2015 to 31 December 2018 (abbreviated to focus on near-term) is depicted in the figure below. The services are generally on schedule, though the consultative process surrounding the finalization of the Comprehensive M&E Framework and Strategy and survey instruments has meant a delay in the start of the baseline survey work. This was not detrimental to the establishment of the baseline (quite the contrary in fact) since very little permanent works and no resettlement had taken place during the data collection period of April-June 2016. The environmental mitigation works being done on an



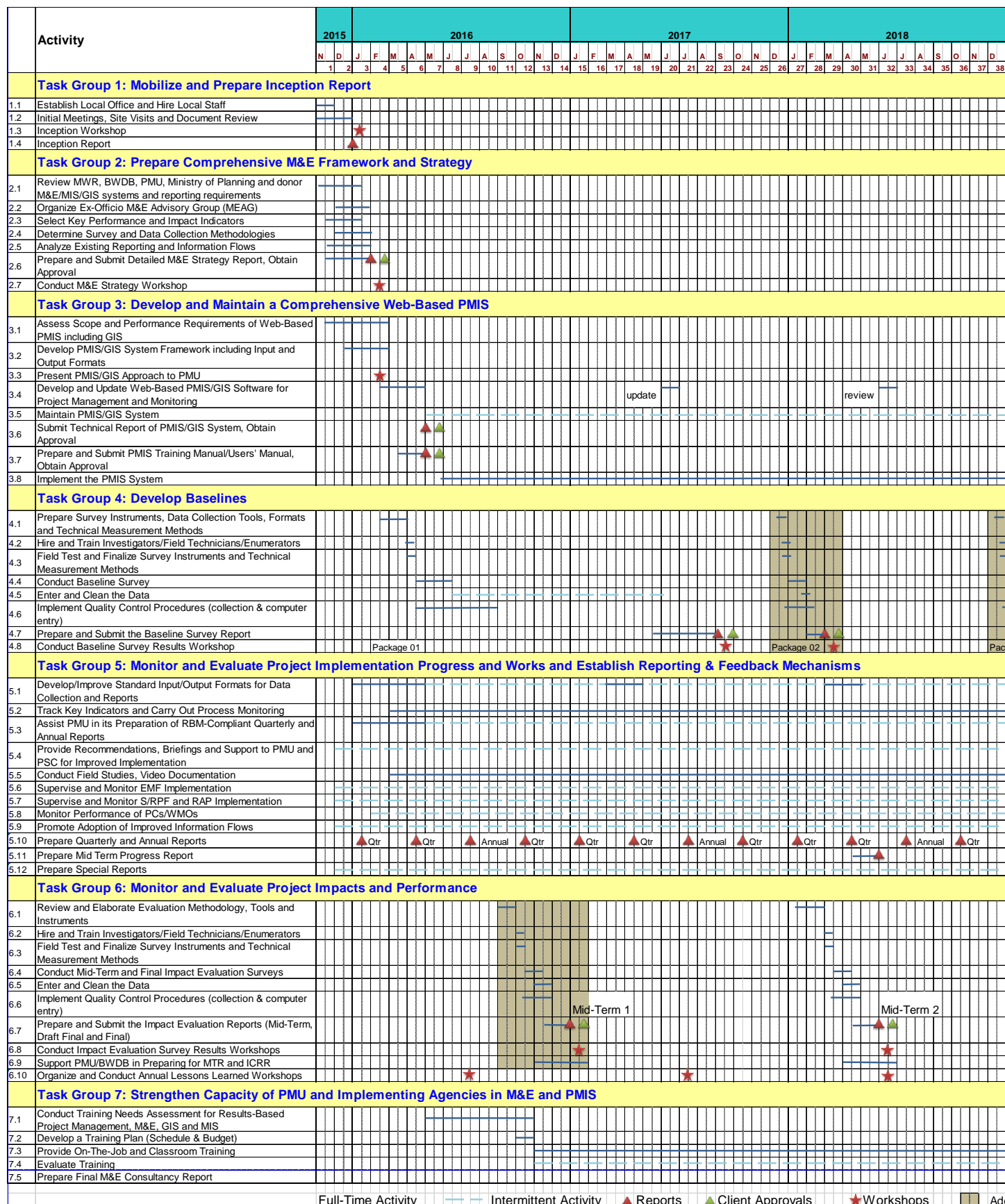
emergency basis to prevent flooding during the monsoon season will also have no effect on the survey results since the survey is generally capturing socio-economic data from 2015.

**Table 45: M&E Achievement versus Plan**

Task Groups and Major Tasks	Status
Task Group 1 – Mobilize and Prepare Inception Report	Fully completed on schedule. Inception report submitted on 26 Dec 2015 (due 31 Dec). Final version incorporating comments from workshop was issued in February 2016.
Task Group 2 – Prepare Comprehensive M&E Framework and Strategy	All tasks completed per schedule, with draft submitted on 11 Feb 2016 (due 15 Feb). Final version incorporating comments from workshop was issued in June 2016.
Task Group 3 – Develop and Maintain a Comprehensive Web-Based PMIS	Under development. A partial beta version has been shared with key stakeholders.
Task Group 4 – Develop Baselines	Questionnaires, sampling methodology done. Sampling frames developed and primary data collection done. Data entry done and data cleaning and analysis under way. A second round baseline survey is planned for early 2018 to capture Package 02 baseline conditions and provide a benchmark of conditions in the other packages.
Task Group 5 – Monitor and Evaluate Project Implementation Progress and Establish Reporting System	See details below
<ul style="list-style-type: none"> <li>Develop/Improve Standard Input/ Output Formats for Data Collection and Reports</li> </ul>	Completed
<ul style="list-style-type: none"> <li>Track Key Indicators and Carry Out Process Monitoring</li> </ul>	Being implemented
<ul style="list-style-type: none"> <li>Assist PMU in its Preparation of RBM-Compliant Quarterly and Annual Reports</li> </ul>	Being implemented
<ul style="list-style-type: none"> <li>Provide Recommendations, Briefings and Support to PMU and PSC for Improved Implementation</li> </ul>	Being implemented
<ul style="list-style-type: none"> <li>Conduct Field Studies, Video Documentation</li> </ul>	Being implemented
<ul style="list-style-type: none"> <li>Supervise and Monitor EMF Implementation</li> </ul>	Being implemented
<ul style="list-style-type: none"> <li>Supervise and Monitor S/RPF and RAP Implementation</li> </ul>	Being implemented
<ul style="list-style-type: none"> <li>Monitor Performance of WMOs</li> </ul>	WMOs not yet formed
<ul style="list-style-type: none"> <li>Promote Adoption of Improved Information Flows</li> </ul>	Being implemented
<ul style="list-style-type: none"> <li>Prepare Quarterly and Annual Reports</li> </ul>	QPR#1 through #7 prepared. First Annual Report prepared covering FY 2015/16.
<ul style="list-style-type: none"> <li>Prepare Mid Term Progress Report</li> </ul>	Prepared in January 2017.
<ul style="list-style-type: none"> <li>Prepare Special Reports</li> </ul>	Various field visit reports prepared; briefing documents prepared for multiple World Bank missions; contributed to 1 <sup>st</sup> , 2 <sup>nd</sup> and 3 <sup>rd</sup> Bi-Annual Environmental Monitoring Report; Prepared 1 <sup>st</sup> Annual Environmental Audit Report.
Task Group 6 – Monitor and Evaluate Project Impacts and Performance	Prepared Performance Brief for Mid-Term Review of January 2017. Ongoing monitoring in the field Ongoing review of implementation
Task Group 7 – Strengthen Capacity of PMU and Implementing Agencies in M&E and PMIS	Orientation provided to key stakeholders to the PMIS via a workshop

Source: M&E Consultants

Figure 4: M&E Consultants Partial Work Plan – Covering Nov 2015-Dec 2018



Full-Time Activity    Intermittent Activity    Reports    Client Approvals    Workshops    Ad

### 3.3.5 Outputs of C3: Long-Term Monitoring, Research and Analysis of Bangladesh Coastal Zone

Not yet mobilized – negotiations are still continuing since April 2016.

## 3.4 **Outputs of Component D: Project Management, Technical Assistance, Training and Strategic Studies**

### 3.4.1 Outputs of D1: Project Management Support and Audits

#### 3.4.1.1 Project Institutional and Implementation Arrangements

**Table 46: Status of PMU Institutional Setup**

Sl. No.	Action Item	Status
1	Project Steering Committee will meet periodically to provide a forum for overall guidance, policy advice and coordination of project activities and addressing inter-agency issues.	PSC meetings took place on 16 August 2017, 14 December 2016 and 19 March 2015.
2	Design and Construction Supervision Consultants (DDCS&PMSC), including sub-consultants for EIA development and EMP implementation and RAP development and implementation	Contracted in December 2014 and commenced work in January 2015.
3	M&E Consultants to provide support in monitoring project impacts and supervise the implementation of the EMP/RAP	Contracted in October 2015 and commenced work in November 2015.
4	NGO for Social Afforestation and Social Action Plan implementation, including formation of pilot WMOs.	Not yet recruited; New call for EOIs next quarter since TOR has been amended to include IPM.
5	Procurement Panel to assist in the procurement process for large value contracts. The panel consists of two international consultants and one national consultant.	The three-member panel is in place and contracts have been extended for two and in process for the third.
6	Independent Panel of Experts (IPoE) will be appointed to act as an independent “peer reviewer” and undertake various quality control functions of various technical outputs. The Panel will consist of five renowned experts: coastal, estuarine and river morphologist; sediment/tidal management expert; design expert in embankment and hydraulic structures; social expert; and environment, water management and polder expert.	Chairman of IPoE (Environment, Water Management and Polder Expert) has been appointed and in place since 23 March 2015. Social IPoE Expert appointed on 20 July 2017. Other panel members not yet appointed. Revision of TORs for the restructured positions submitted to World Bank and no objection received. CVs are being solicited.
7	A Deputy Project Director position is envisioned in the project design and may be a useful addition to the PMU as activities start to intensify.	Discussed in October 2016 among PMU and World Bank and decision made to recruit the Deputy PD. BWDB is short of appropriate candidates.

**3.4.1.2 Financial Management**

**Table 47: Status of Financial Management Arrangements**

Sl.	Action Item	Status
1	Special Accounts – Two separate designated accounts to be opened, one for the IDA Credit and one for the PPCR Grant	Complied. Two accounts (one for IDA, one for PPCR) opened on 16 February 2014 at Janata Bank, Kamal Ataturk Avenue, Banani.
2	All payments to be made directly by PD from PMU; no payments to be handled through the division/regional offices.	Complied.
3	100% beneficiary bank accounts will be opened for resettlement payments and no cash payments or cash checks will be issued. Resettlement payments will be shown as an individual category of expenditure in the financial statement.	Opening of bank accounts for Package 01 EPs has been completed. Payments have commenced and are being issued via checks that must be deposited.
4	Interim Un-audited Financial Report (IUFR), in a format acceptable to the Bank, to be submitted on a quarterly basis to the World Bank for review within 45 days from the end of each quarter	The IUFR for 4 <sup>th</sup> Quarter ending June 2016 (due 15 August 2016) was submitted on 1 March 2017 and other IUFRs were late due to the heavy workload in the financial area occasioned by the resignation of the FM Specialist Feb 2016. A new FM Specialist signed a contract with the PMU on 24 Apr 2017. Now, all IUFRs have been submitted and found acceptable by the World Bank.
5	Annual audit of the financial statement by the Foreign Aided Project Audit Directorate (FAPAD) of the Auditor & Comptroller General's Office (C&AG). Audited project financial statements are to be submitted to the Bank within six months from the close of each fiscal year until the close of the credit.	FY 2014/15 financial statement audit completed and submitted to the World Bank in December 2015. FAPAD had raised two objections: 1) regarding TIN for the DDCS&PMS Consultants; and 2) that the level of tax deduction on the consultants on the Procurement Panel was lower than the required amount (20 vs. 30%). These matters have been fully resolved and per WB suggestion PMU has prepared a response to FAPAD. FAPAD has issued a letter in October removing these findings.
6	Performance audit – an independent performance audit, including review of the financial management system and verification of procurements will be carried out by a Chartered Accountant two years before the credit closing date. The process of selection and TOR for such audit(s) will be agreed with the Bank.	Not yet due.
7	Internal audit – will be carried out by the Internal Audit Wing of BWDB and the report shall be submitted to the Bank within 15 days of receipt of such report by the project.	The internal audit has taken place 29 November to 3 December and the final internal audit report for 2013-2016 was shared with the World Bank on 28 February 2017.
8	Project Audit Committee shall be established within the PMU to follow up implementation of valid audit recommendations. This committee shall be chaired by an individual independent of the project operation and consist of no less than three people including the Chairman and the PD. The committee will meet within every 120 days and minute the decisions and discussion held. These minutes will be shared with the Bank within 15 days from the data of the meeting.	Not yet established

Sl.	Action Item	Status
9	The Project will follow the Public Works Department (PWD) Accounts Code/Manual with updating (BWDB system). Should it become necessary, PMU will prepare a separate FM Manual for the project, which will be aligned with BWDB's financial management, compatible with the agreed funds flow arrangements and reviewed by the Bank.	PWD Accounts Code / Manual with updating BWDB system in conformity with the PPA-06 & PPR-08 are being followed.

#### **3.4.1.3 Governance Accountability and Action Plan**

The Governance Accountability and Action Plan (GAAP) is being complied with most of the action items completed. The GAAP is presented in Annex 7.

#### **3.4.2 Outputs of D2: Technical Assistance and Training**

There has been no activity during the last four quarters.

#### **3.4.3 Outputs of D3: Strategic Studies and Future Project Preparation**

Not yet commenced, though planned for the next FY (July 2017 to June 2018) according to the new Procurement Plan.

### **3.5 Outputs of Component E: Contingent Emergency Response**

Component E has not been triggered.

## 4. KEY PERFORMANCE INDICATORS

The key performance indicators (KPI) as defined by the PAD/DPP are listed below along with their cumulative values. There was no change in the KPI during the quarter. A more detailed table showing targets and achievements is found in Annex 8.

**Table 48: Summary Status of Key Performance Indicators per PAD/DPP**

S. No.	PDO Indicators per PAD/DPP	Indicator Type	Total Project Target	Cumulative Value as of 30 Jun 2016	Cumulative Value as of 30 Jun 2017
1	Gross area protected	outcome	100,800 ha	0	0
2	Direct beneficiaries from increased resilience to climate change (number) and % women (PPCR core indic. A1.3)	outcome - core	760,000 (50% women)	0	0
3	Cropping intensity	outcome	180	Awaiting baseline	Awaiting baseline
4	Contingent Emergency Appropriation	input	No target	Not triggered	Not triggered

S. No.	Intermediate Results Indicators per PAD/DPP	Indicator Type	Total Project Target	Cumulative Value as of 30 Jun 2016	Cumulative Value as of 30 Jun 2017
5	Length of upgraded embankment	output	623 km	0.810 kms done 9.556 additional kms commenced	27.9 kms done; 60.4 additional kms commenced
6	Drainage structures replaced and upgraded	output	129 no	0 (+5 started)	3, excluding gates/CC block (+8 started)
7	Regulators upgraded	output	134 no	0	0 (+2 started)
8	Flushing inlets upgraded	output	244 no	0	1, excluding gates/CC block (+1 started)
9	Length of drainage channels upgraded	output	794 km	0	11 (ratio length)
10	Area Afforested (PPCR core indic. B3)	output - core	300 ha	0	0
11	Water Management Organizations functioning (meeting regularly, operations, no. of disputes)	outcome	4 no	0	0
12	Water Management Organization (WMO) formed	output	4 no	0	0
13	Improved coastal monitoring - studies undertaken (as related to PPCR core indicator on the use of climate information in decision-making)	output	2 no	0	0
14	BWDB days of training provided (total person-days) (women person-days)	output - core	160 days	33 (341 p-days) (66 woman-days)	33 (341 p-days) (66 woman-days)
15	Grievance Redress Committees (GRC) established	output	17 no of polders	4 polders (15 GRC)	4 polders (15 GRC, functioning)

## 5. PLANS FOR THE NEXT TWO QUARTERS AND BEYOND

### 5.1 Planned Outputs for Component A: Rehabilitation and Improvement of Polders

#### 5.1.1 Planned Outputs of A1: Rehabilitation and Improvement of Polders

##### 5.1.1.1 Works Package 01

Drawing on the World Bank Aide Memoire during the MTR, the following targets have been set.

Ref <sup>5</sup>	Activity	Status 31 Mar 17	Target 31 Dec 16	Target 30 Apr 17	Target 31 Dec 17	Target 30 Apr 18	Target 25 Jan 19 <sup>6</sup>
4	Length of Upgraded Coastal Embankment (km)	22.00	30	60	30	70	14
	<b>Total Length of Upgraded Coastal Embankment (km)</b>	22.98	30.89	90.89	120.89	190.89	<b>204.89</b>
5	Drainage Structures replaced (nos)	0	0	15	0	20	4
	<b>Total Drainage Structures replaced (nos)</b>	0	0	15	15	35	<b>39</b>
6	Flushing Inlets Upgraded (nos)	0	0	18	0	20	3
	<b>Total Flushing Inlets Upgraded (nos)</b>	0	0	18	18	38	<b>41</b>
7	Length of Drainage Channels upgraded (km)	1.75	10	60	0	95.21	10
	<b>Total Length of Drainage Channels upgraded (km)</b>	1.75	10	70	70	165.21	<b>175.21</b>
8	River Bank Protection (km)	0	2.45	5.5	1.5	-	-
	<b>Total River Bank Protection (km)</b>	0	2.45	7.95	9.45	9.45	<b>9.45</b>

##### 5.1.1.2 Works Package 02

Borings and geotechnical investigations are 100% completed and detailed designs were completed during the 2016/17 year. Occasional adjustments are being made based on field conditions.

Ref	Activity	Target Date	Status
13	Package W-02 Commencement of construction work	05 May 2017	Mobilization and formalities for advance payment are in process.

<sup>5</sup> The reference number refers to the Agreed Actions serial number from the MTR Mission.

<sup>6</sup> End Target: The date of completion for Work Package W-01 is January 25, 2019. For polder 32 and 35/3, the time for completion is 30 months effective from January 26, 2016. For polder 33 and 35/1, the time for completion is 36 months effective from January 26, 2016.

### 5.1.1.3 Works Package 03

No works will be undertaken until FY 2018/2019 at the earliest as the floating of the bidding documents is not now feasible until early 2018, if to be done during Phase 1 at all.

Ref	Activity	Target Date per World Bank MTR Mission	Status
14	Package W-03 Bidding Document prepared	15 June 2017	Preparations are to continue. Projected to be ready in early 2018.
16	Geotechnical surveys and investigations of Package W-03	20 March 2017	Still continuing
18	Detailed Design of Package W-03	30 June 2017	The Detailed Design activities are to continue as agreed during the MTR mission. May be completed by December 2017 only as the DDCS&PMS Consultants have only one design engineer in place at this time.

### 5.1.2 Planned Output of A2: Afforestation

No physical progress is expected in the next two quarters as call for new EOIs not yet issued for concerned NGOs. The current plan is to break the consultancy into 5-6 smaller packages and recruit the NGOs using Consultant Qualification Selection (CQS) method of procurement wherein the best NGO (based on EOI) is invited to submit a proposal for a given package. The selection of the NGOs is expected to be accomplished in early 2018.

## 5.2 Planned Outputs of Component B: Implementation of Social and Environmental Management Frameworks and Plans

### 5.2.1 Planned Outputs of B1: Implementation of Social Action Plans

Recruitment of NGO for SAP is expected to be completed in the next fiscal year.

### 5.2.2 Planned Outputs of B2: Implementation of Social Management and Resettlement Policy Framework (SMRPF) and Resettlement Action Plans (RAPs)

The plans for Packages 01 and 02 are presented in Gantt Chart format in Figures 6 and 7.

The plans for RAP and LAP of Package 01 covering the next two quarters include:

- Obtaining MOL and Prime Minister's Office clearance for Polder 35/1 LAP
- Completing the payment of compensation for all non-titled EPs by October 2017
- Starting the payment of compensation for land of the titled EPs by September 2017





Key milestones for the RAP and LAP of Packages 02 and 03 covering the next two quarters is presented in the table that follows.


























Ref	Activity	Target Date per World Bank MTR mission	Status
28	Program for development of database of land ownership and land taking under existing embankments with time table (representative sample from each package)	30 April 2017	In process



Ref	Activity	Target Date per World Bank MTR mission	Status
29	Program for development of strategy and action plan for settlement of pending land legacy issues with time table	30 June 2017	In process
Nil	Formation and training / orientation of GRC for Package W-02	30 June 2017	Yet to be started.
Nil	Formation and training / orientation of PRAC for Package W-02	31 August 2017	Yet to be started.
Nil	Formation of PAVC for Package W-02	30 April 2017	Nominees are being selected by the Local Government and BWDB. Nomination is not finalized.
Nil	All steps for preparation of ID cards of EPs for Package W-02	31 August 2017	94% complete as of 31 March 2017
Nil	Determination of unit rate for structure and trees for Package W-02	30 June 2017	Awaiting appointment of PAVC committee members
Nil	Determination of individual entitlement for EPs of Package W-02	31 August 2017	Individual entitlement will be determined after PAVC rate is available.
Nil	Commence payment of EPs for Package W-02	30 September 2017	
Nil	Collection of information from BWDB local offices on previously acquired land for Package W-03	nr	Completed, except for Polder 14/1 and 15.
Nil	Collection of Mouza Maps for Package W-03	nr	50% for 5 polders. 0% for Polder 14/1 and 15 From the Directorate Land Records and other offices.
Nil	Collection of Khatians From Union level Tahsil Offices for Package W-03	nr	Not yet started
Nil	Preparation of plot schedule	nr	Started, depends on alignment handing over by Engineering team
Nil	Preparation of LAPs for each polder	nr	In early stages, depends on alignment handing over by Engineering team

Figure 5: Plan of Action for RAP/LAP Package- 1 (CEIP-1), 2016-2017

LEGEND	Plan 31 Dec 2015	Revised Plan 31 Dec 2016
Beyond Grip of CEIP—1 Consultants		
Within purview of CEIP-1 Consultants		

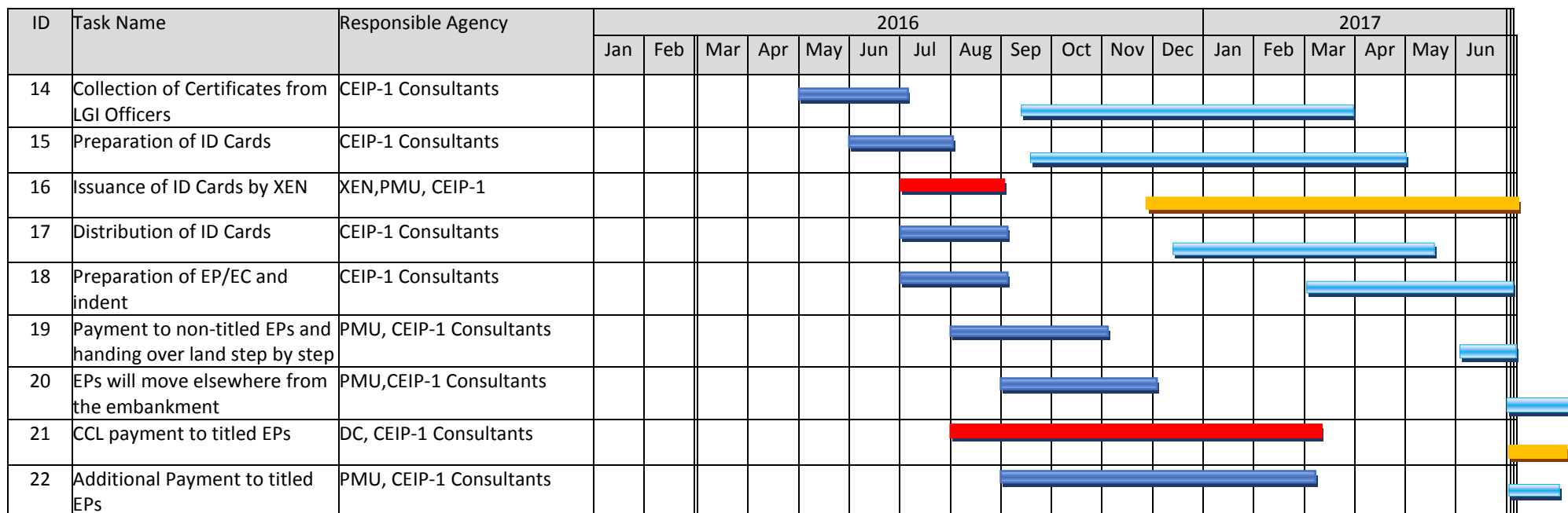
ID	Task Name	Responsible Agency	2016												2017							
			Jan	Feb	Mar	Apr	May	Jun	Jul	Aug	Sep	Oct	Nov	Dec	Jan	Feb	Mar	Apr	May	Jun		
1	Updating RAP	CEIP-1 Consultants																				
2	Comments from WB, PMU, and CEIP consultants	CEIP-1 Consultants																				
3	Updating IOL	CEIP-1 Consultants																				
4	Devise ID for EPs	CEIP-1 Consultants																				
5	FGD formation	CEIP-1 Consultants																				
6	FGD meeting held	CEIP-1 Consultants																				
7	Photography of EPs (Squatters)	CEIP-1 Consultants																				
8	Photography of EPs (Titled)	CEIP-1 Consultants																				
9	Joint verification for 35/1	CEIP-1 Consultants																				
11	Preparation of revised LAP and submission	DC, PMU, CEIP-1 Consultants																				
12	LA process	DC, PMU																				
13	Individual Entitlement of EPs Calculated	CEIP-1 Consultants																				
14	Collection of National ID Cards	CEIP-1 Consultants																				

ID	Task Name	Responsible Agency	2016												2017					
			Jan	Feb	Mar	Apr	May	Jun	Jul	Aug	Sep	Oct	Nov	Dec	Jan	Feb	Mar	Apr	May	Jun
15	Opening Bank Account	CEIP-1 Consultants																		
16	Collection of Certificates from LGI Officers	CEIP-1 Consultants																		
17	Preparation of ID Cards	CEIP-1 Consultants																		
18	Issuance of ID Cards by XEN	XEN,PMU, CEIP-1																		
19	Laminating of ID cards	CEIP-1 Consultants																		
20	Distribution of ID Cards	CEIP-1 Consultants																		
21	Preparation of EP/EC and indent	CEIP-1 Consultants																		
22	Payment to non-titled EPs and handing over land step by step	PMU, CEIP-1 Consultants																		
23	EPs will move elsewhere from the embankment	PMU,CEIP-1 Consultants																		
24	Titled EPs update	PMU,CEIP-1 Consultants																		
25	Assist to BWDB office	PMU,CEIP-1 Consultants																		
26	PAVC meeting for land	PMU,CEIP-1 Consultants																		
27	PAVC meeting for structures and trees	PMU,CEIP-1 Consultants																		
28	CCL collection from DC office	PMU,CEIP-1 Consultants																		
29	Preparation of CCL statements	PMU, CEIP-1 Consultants																		
30	CCL payment to titled EPs	DC, CEIP-1 Consultants																		
31	Redressal of Grievances	CEIP-1 Consultants																		

**Figure 6: Plan of Action for RAP/LAP Package- 2 (CEIP-1), 2016-2017**

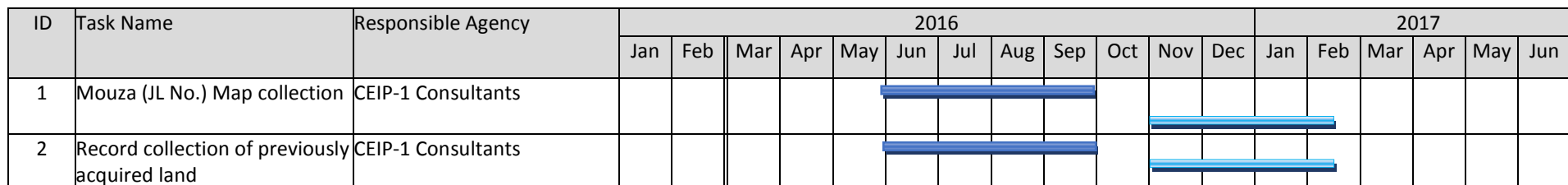
LEGEND	Plan 31 Dec 2015	Revised Plan 31 Dec 2016
Beyond Grip of CEIP—1 Consultants		
Within purview of CEIP-1 Consultants		

ID	Task Name	Responsible Agency	2016												2017							
			Jan	Feb	Mar	Apr	May	Jun	Jul	Aug	Sep	Oct	Nov	Dec	Jan	Feb	Mar	Apr	May	Jun		
1	Submission of draft RAP	CEIP-1 Consultants																				
2	Comments from WB, PMU, and CEIP consultants	CEIP-1 Consultants																				
3	Updating IOL	CEIP-1 Consultants																				
4	Devise ID for EPs	CEIP-1 Consultants																				
5	FGD formation	CEIP-1 Consultants																				
6	FGD meeting held	CEIP-1 Consultants																				
7	Photography of EPs (Squatters)	CEIP-1 Consultants																				
8	LAP preparation and submission	DC, PMU, CEIP-1 Consultants																				
9	LA process	DC, PMU																				
10	Updating RAP	CEIP-1 Consultants																				
11	Individual Entitlement of EPs Calculated	CEIP-1 Consultants																				
12	Collection of National ID Cards	CEIP-1 Consultants																				
13	Opening Bank Account	CEIP-1 Consultants																				



**Figure 7: Plan of Action for RAP/LAP Package- 3 (CEIP-1), 2016-2017**

LEGEND	Plan 31 Dec 2015	Revised Plan 31 Dec 2016
Beyond Grip of CEIP—1 Consultants		
Within purview of CEIP-1 Consultants		



### 5.2.3 Planned Outputs of B3: Implementation of EMF and EMPs

The key actions for the next two quarters are presented in the table below.

Ref	Activity	Target Date	Status
25	Finalize EIAs for the remaining 7 polders for Package W-03 to be approved	30 September 2017	Submitted to the World Bank in June 2017.
Nil	Consultation and disclosure for Package 07 EIAs at local and regional level via consultative workshops	31 October 2017	
Nil	C-ESMPs for Package W-02 polders to be updated after identification of camp sites, offices and CC block manufacturing yards	31 October 2017	C-ESMP stands provisionally approved, with specific plans to be elaborated once sites are identified.
Nil	Prepare Bi-Annual Environmental Monitoring Report	31 January 2018	
Nil	Undertake Annual Environmental Audit	7 February 2018	M&E Team will conduct this audit.
Nil	Obtain renewal of ECC for Package 01	ASAP	Application pending since late 2016.
Nil	Finalize supplemental EIAs for additional bank protection works for Package 01 polders	ASAP	Submitted to World Bank.

## 5.3 Planned Outputs of Component C: Construction Supervision, Project Monitoring and Evaluation and Coastal Zone Monitoring

### 5.3.1 Planned Outputs of C1: Detailed Design and Construction Supervision

#### 5.3.1.1 Design Work

Design work for Package 01 and Package 02 is complete.

The only major design work remaining (other than adjustments for the two ongoing packages) is the design for the polders of Package 3. Within a couple of months of completion of the field work under Package 3 (expected to be completed late 2017), all factual data reports under Package 3 are expected to be ready.

The detailed design stands at 20% complete in the second half of the 2016/17 fiscal year. It is clear that the bidding documents cannot be ready by 30 June 2017 as noted in the Aide Memoire from the MTR of January 2017. The tender may actually be issued in early 2018. If the time required for the procurement is kept to a minimum and there are no unexpected obstacles, then the earliest possible date of contract signing might be October 2018. As there are budgetary issues, tendering and implementation of Package 03 may in fact be deferred to Phase 2 of the Project.

#### 5.3.1.2 Preparation of Bidding Documents

The DDCS&PMSC progress report Gantt Chart shows finalization and approval of the Bidding

Document for Package 3 for 13 February 2017 and award of contract for 6 October 2017. The chart is expected to be updated, given the actual level of progress and the MTR Mission.

#### **5.3.1.3 Construction Supervision**

Construction activity will pick up after the monsoon season and the DDCS&PMS Consultants have committed to continue prodding the Contractors for both packages to expedite the work.

#### **5.3.2 Planned Outputs of C2: Third Party M&E Consultants**

Key activities planned for next two quarters are:

1. Continue development of the beta version of the web-based PMIS and conduct of an orientation workshop for users.
2. Draft and Final Baseline Survey Report
3. Prepare for 2<sup>nd</sup> round Baseline Survey with respect to Package 02 polders
4. Baseline Survey Results Workshop
5. Review EIA, RAP, EAP/C-ESMP documents (ongoing, as they are provided)
6. Assist in preparation of Bi-Annual Environmental Monitoring Report (January 2018)
7. Undertake Environmental Audit (January-February 2018)

#### **5.3.3 Planned Outputs of C3: Long-Term Monitoring, Research and Analysis of Bangladesh Coastal Zone**

The key action is to resolve the impasse regarding tax liability and sign the contract as soon as possible so that this foundational work can proceed.

## 5.4 Planned Outputs of Component D: Project Management, Technical Assistance, Training and Strategic Studies

### 5.4.1 Planned Outputs of D1: Project Management Support and Audits

#### 5.4.1.1 Project Institutional and Implementation Arrangements

During the next two quarters, the following major activities are planned:-

Ref	Activity	Target Date per MTR mission	Status
38	PMU Environmental Specialist contract signed	July 15, 2017	CVs and CV evaluation sent to World Bank on 17 July 2017 for review. <u>As background:</u> The PMU shared the ToR and REOI with the Bank on December 26, 2016. The Bank provided the NoL for the ToR and REOI on December 28, 2016. The PMU Minutes of the Meeting of Evaluation of EOI for Environmental Specialist on April 13, 2017. The PMU received only 2 applicants for this position and the Proposal Evaluation Committee (PEC) opined that the REOI should be invited again to meet the requirements of Para 5.3 of World Bank Procurement Guideline for Consultancy Services. However, the REOI has been circulated widely with more than enough time (about 1 months) for submission. Even so, adequate number of EOIs were not received. Since the works contract, W-01 is ongoing and W-02 will start shortly, it is imperative that the Environmental Specialist be on board as soon as possible. As such, the World Bank suggested BWDB to directly approach suitable candidates and collect CVs (3-CV approach) on April 17, 2017. The two EOIs that have already been received through the first REOI call may also be considered for that purpose, if found suitable.
39	PMU Social Specialist/Economist contract signed	July 15, 2017	CVs and CV Evaluation submitted to the World Bank 17 July 2017 for review. <u>As background:</u> The PMU submitted the Request for Expression of Interest (REOI) for procurement of the consultancy services for Social Specialist/ Economist on January 19, 2017. The Bank provided the NOL on January 24, 2017. EOI published 14 March with deadline of 12 April 2017.
41	Communication Officer contract signed	March 31, 2017	Fresh solicitation of CVs is underway. <u>As background:</u> The PMU submitted the Financial Negotiation Report and Draft Contract on Consulting Services for Senior Communication Officer on February 11, 2017. The Bank has provided the NOL on March 7, 2017. The contract with Mr. A K M Rahamat Ali Hawlader was signed on March 29, 2017. However, the expert requested to cancel the contract due to his reported unavoidable personal reason on April 25, 2017.
42	Senior Forestry specialist contract signed	July 15, 2017	EOI responses received 12 April 2017 and evaluation was completed. Negotiation with 1 <sup>st</sup> ranked candidate failed, but was successful with 2 <sup>nd</sup> ranked candidate. Draft contract signed.



Ref	Activity	Target Date per MTR mission	Status
			<u>As background:</u> The PMU shared the draft Terms of Reference (ToR) of the consultancy services for Senior Forestry Specialist with the Bank for concurrence on January 1, 2017. The Bank provided the NOL on January 12, 2017.
43	Financial Management Specialist contract signed	February 28, 2017	The PMU agreed to invite the next ranked (rank 3) candidate for negotiation. The PMU submitted the Financial Negotiation Report and Draft Contract of Financial Management Specialist on April 12, 2017. The Bank provided NOL to the proceeding on April 13, 2017. The FM Consultant Mr. Michael Gomes came on board on April 30, 2017. <u>As background:</u> The PMU submitted the Financial Negotiation Report and Draft Contract on Consulting Services for Financial Management Specialist to the Bank for concurrence on February 11, 2017. The Bank has reviewed the Financial Negotiation Report and Draft Contract and suggested that the negotiation with the 2nd Ranked Candidate ranked candidate be canceled and the next ranked (rank 3) candidate be invited for negotiation on February 27, 2017.
44	PMU Senior Social Specialist contract signed	July 15, 2017	EOI responses received 12 April 2017, evaluation was completed and contract was signed. Expert on board starting 7 August 2017. <u>As background:</u> The PMU submitted the ToR of the consultancy services for Senior Social Specialist on January 19, 2017. The Bank provided the NOL on January 25, 2017.
53	IPoE for Social: contract signed	April 30, 2017; Now Evaluation Report due by 31 May 2017	Contract signed 20 July 2017 and expert is on board. <u>As background:</u> The PMU proposed to select the IPoE for Social on the basis of evaluation of CVs to be collected from interested internationally renowned and vast experienced experts on November 6, 2016. The Bank provided the NOL to the IPoE Social Expert ToR on November 7, 2017. The PMU submitted its Evaluation Report to WB which gave NOL.
54	IPoE for Hydrodynamic and Coastal Modelling Expert: Contract signed	July 31, 2017	The PMU has sent the Note sheet for invitation of REOIs to the Board on April 23, 2017. The PMU is expected to float the REOI and/or collect CVs of the IPoE soon. <u>As background:</u> The PMU shared the draft REOI of the IPoEs on February 11, 2017. The Bank provided the NoL on February 18, 2017. REOI was projected to be floated on May 15, 2017, and the Evaluation Report submitted on June 30, 2017.
55	IPoE for Coastal, Estuarine and River Morphology & Sediment /Tidal River Management Expert: contract signed	August 15, 2017	As above
56	IPoE for Design Expert in Embankment and Hydraulic Structures: Contract Signed	August 31, 2017	As above

#### 5.4.1.2 Financial Management and Fiduciary Aspects

During the next two quarters, the following major activities are planned:

Ref	Activity	Target Date per MTR mission	Status
60	IUFR submitted for quarter ending June 30, 2016, September 30, December 31, 2016 and March 31, 2017	February 28, 2017	All IUFRs have been submitted now and cleared by the World Bank. <u>As background:</u> The PMU submitted the IUFR for quarter ending June 30, 2016 on March 1, 2017. The PMU was to submit the IUFR for quarter ending September 30, 2016; December 31, 2016; and March 31 to the World Bank by May 31, 2017.
	IUFR for future quarters	To be submitted 45 days after the quarter's close	On track
62	Finalization of Internal Audit plan for FY 2016-2017	June 30, 2017	To be done by February 2018

#### 5.4.2 Planned Outputs of D2: Technical Assistance and Training

Training and technical assistance in FIDIC and contract management may be provided for PMU.

#### 5.4.3 Planned Outputs of D3: Strategic Studies and Future Project Preparation

Not planned within the next six months, but procurement for these services to commence during FY 2017/2018.

### 5.5 Planned Outputs of Component E: Contingent Emergency Response

Component E has not been triggered.

## 6. CONTRACTUAL, LEGAL AND ADMINISTRATIVE MATTERS

### 6.1 Works Contract W-01

#### 6.1.1 Performance Bonds and Insurance

The Contractor has submitted the required 10% Performance Bond. Evidence of insurance has been provided by the Contractor according to the supervision consultants.

#### 6.1.2 Invoices and Payments

April-June 2017 quarter

IPC No. 6 and 7 were submitted during the quarter and IPCs No. 5, 6 and 7 were paid.

Prior Quarters of FY 2016/17

The Contractor submitted the first Interim Payment Statement No. 3 for works carried out under BOQ Bill No. 1 on 03 June 2016 covering works done through the end of May 2016. The Engineer issued the corresponding Interim Payment Certificate (IPC) No. 3 on 02 August 2016 after getting additional supporting documents. The Contractor confirmed that payment has been received.

On 4 September 2016, the DDCS&PMS Consultant submitted the IPC No 4 for the Package 01 Contractor to PMU, and on 4 October 2016, the supporting documents to this IPC. IPC No. 4 was paid on 27 December 2016. IPC No. 5 was submitted in March 2017, but required correction so was not processed until the following quarter. It was paid on 16 April 2017.

#### 6.1.3 Variation Orders

No Variation Orders have been issued at this time for the Contract of Package W-01.

### 6.2 Works Contract W-02

#### 6.2.1 Performance Bonds and Insurance

The Contractor has submitted the required 10% Performance Bond. Evidence of insurance has been provided by the Contractor.

#### 6.2.2 Invoices and Payments

The Contractor submitted their invoice for the first half of the mobilization advance and payment has been issued.

#### 6.2.3 Variation Orders

No Variation Orders have been issued at this time for the Contract of Package W-02.

### 6.3 Works Contract W-03

Not yet commenced.

## 7. ISSUES AND RECOMMENDATIONS

### New Issues

Two new issues have emerged during the quarter. The first of these issues should be considered a red flag issue given it is urgent and presents a high risk to the project.

#### **Issue QPR6-1: Upcoming Absence of Supervision Consultant's Top Three Key Staff - Team Leader and Resident Engineers for Package 01 and 02**

The DDCS&PMS Consultants have notified the PD that the current TL will resign effective 31 August 2017 due to family health reasons. The Consultant's original RE for Package 02 is not available and a replacement candidate has been proposed. For the current RE for Package 01, the BWDB and DDCS&PMS Consultants have agreed that he should be replaced once a replacement is approved and in place allowing for a period of overlap for proper handing over. The RE for Package 01 has departed the project prematurely in early August 2017. As of this date (15 August 2017), no replacement candidate is yet approved for any of these three positions although replacements have been submitted. The process will take time so there will undoubtedly be a period starting 01 September 2017 where all three positions will be vacant. This is critical as the monsoon season occasions potentially grave emergencies and the construction season is about to commence on 01 October 2017.

**Recommendation:** DDCS&PMS Consultant to propose temporary solution so that an acceptable and approved staff (per FIDIC and BWDB regulations) with legal authority to instruct the Contractors is in place and also that supervision is effectively provided. BWDB must expedite review and approval, if appropriate, of replacement staff.

#### **Issue QPR6-2: RAP Irregularities Have Been Alleged so Systems Must be Strengthened**

There have been some allegations of payment being made for structures put in place after the cut-off date and some other irregularities based on information obtained by the M&E Team and based on some of the grievances that are being registered. The PMU has instructed the DDCS&PMS Consultant to investigate and report back, which it has done, concluding that the allegations have been made by a former dissatisfied employee. However, the allegations of irregularities were not based on a single person's statements.

**Recommendation:** The DDCS&PMS Consultant may look into the matter with more diligence and also make sure that systems and procedures of the RAP Implementation Consultants and DDCS&PMSC are strengthened for proper targeting, better oversight and greater transparency. For example:

- EPs should receive advance notice of their compensation to be paid with detailed breakdown of the basis of calculating payment (square footage, type of structure, material of the structure, etc.);
- The PAVC rates should be public knowledge and widely disseminated
- EPs should be clearly informed that they are not obligated to make any payment to FGD president or anyone else in order to receive their entitlement

### Red Flag Issues Unresolved from Prior Quarters

The issues bulleted here are the most critical among the issues remaining unresolved. Some elaboration is provided in the table on the pages that follow, with fuller discussion in Annex 9 – *Issues from Prior Quarters*.

- **R** Issue QPR6-1: River Bank Protection Works Need Urgent Attention and Additional Resources. Some of these works are already foreseen and budgeted in Works Package 01, but additional BPW with estimated cost of about \$80m are reported to be needed in the four polders as well. An economic analysis should be undertaken to examine best options, source of funds to be arranged and procurement to proceed on an urgent basis.
- **R** Issue QPR6-2: Engineer Needs to Deploy Additional Site Staff now that the Package 02 Contractor is mobilizing. - The DDCS&PMS Consultants have submitted a request for budget re-allocation for this purpose to the PMU and the way forward must be agreed quickly so there is adequate supervision in place.
- **R** Issue QPR5-1: Specifications Need Heightened Attention - In Particular Specifications 9.1 to 9.5 Dewatering of Subsurface and Surface Water. Some improvement is now noted and Engineer must monitor closely.
- **R** Issue QPR4-1: Land Acquisition Cost Has Increased Dramatically. World Bank and GoB to consider and formally agree on the budget re-appropriation and financing to meet the increased land acquisition costs. World Bank has stated it could consider increasing the financing for LA Costs when disbursements increase substantially.
- **R** Issue QPR4-4: Livelihood Restoration Program Needs Attention. No training needs assessment has been done and no training delivered to date.
- **R** Issue QPR3-2: Equipment Mobilized on Contract W-01 is Inadequate. The equipment numbers have been increased substantially, but given the need for the Contractor to catch up (only at about 18% of works are completed while 17 of 36 months has elapsed) still more equipment is needed.
- **R** Issue QPR2-2: DPP (GoB Authorizing Document) and Loan Agreement Amount Requires Amendment to Accommodate Cost Increases in estimated cost of works, land acquisition and consulting services (and change in the USD/SDR Exchange Rate). This process takes as long as one year or more.
- **R** Issue QPR2-10: Capacity Building and Independent Advice Needed for PMU/BWDB in FIDIC and Contract/Claims Management. While these competencies are not expected of the PMU since the Engineer has been hired for this purpose, such training and advice would benefit the Project and the BWDB.
- **R** Issue QPR1-4: LAP and RAP and the compensation payments must be expedited so that work sites can be handed over to the Contractor. As of 30 June 2017, compensation to non-titled EPs stands at 55% of expected EPs for Package 01 and 56% of this number have vacated their premises, but these are scattered along the embankment. No titled landholders have yet to be compensated. The result is that the Contractor for Package W-01 may become constrained as increasingly small, scattered, non-contiguous stretches of embankment are encumbrance free.
- **R** Issue QPR1-5: Recruitment of NGOs and Consultants: According to the policy of the GoB, work on WMO formation should begin prior to commencement of civil works so that users are consulted during implementation of the project and to ensure ownership and commitment to effective O&M. Procurement Evaluation Committee (PEC) has decided to

solicit fresh EOIs in its meeting of 28 March 2017 due to the inclusion of Integrated Pest Management (IPM) component in the TOR at the suggestion of the World Bank and the length of time since the original call for EOIs (November 2014). While this is wise, strong efforts must be made to expedite this procurement.

All of these “red flag” issues are both urgent and important and they must be pursued in parallel.

The most urgent of these is the issue of key staff replacement and effective coverage of the DDCS&PMS Consultant’s contractual responsibilities as Engineer under FIDIC. Approved staff with proper authority must be in place at all times and a gap looms in this respect.

The resettlement and land acquisition processes are also particularly worrisome, given the length of time it is taking on Package 01 so far. While the first RAP was prepared in 2015, it took almost one year to make the first payment to non-titled EPs and the land acquisition process has not yet begun due to delays in land valuation. Currently, it is projected that payments to the last of the non-titled EPs in Package 01 will likely be completed only around October 2017 and then the EPs are given 30 days to move. Compensation to most titled EPs for their land will stretch beyond that. Of course, the Package W-01 Contractor has unencumbered stretches available and can work around the stretches that EPs are to vacate, but these are increasingly small and scattered.

#### Status of All Issues Raised in Prior Quarters

The issues from the prior Quarterly Progress Reports are summarized below along with the status of recommendations.

Issues	Recommendation in brief	Status	Follow-up Actions
<b>from QPR4</b>			
<b>Issue QPR6-1:</b>  <b>River Bank Protection Works Need Urgent Attention and Additional Resources</b>  <b>Flagged RED</b>	Some of these works are already foreseen and budgeted in Works Package 01, but additional BPW with estimated cost of about \$80m are reported to be needed in the four polders as well. An economic analysis should be undertaken to examine best options, source of funds to be arranged and procurement to proceed on an urgent basis.	<b>NOT YET RESOLVED</b>  DDCS&PMS Consultants prepared a proposal with budget and supplemental EIA in the Apr-Jun 2017 quarter.	Options to be evaluated on economic basis, fund source identified, and procurement to proceed once approvals obtained.
<b>Issue QPR6-2:</b>  <b>Engineer Needs to Deploy Additional Site Staff</b>  <b>Flagged RED</b>	With the signing of the works contract for Package W-02, the Engineer will need to deploy additional site staff in parallel with their mobilization. The DDCS&PMS Consultants have submitted a request for budget re-allocation for this purpose to the PMU.	<b>NOT YET RESOLVED</b>	The DDCS&PMSC and PMU need to agree on the contractual aspects so that additional site staff can be deployed on time.
<b>from QPR5</b>			
<b>Issue QPR5-1:</b>  <b>Specifications Need Heightened Attention - In Particular</b>	A dewatering plan needs to be developed based on know-how of the local conditions. Properly executed pumping tests and relevant geo-technical survey would provide such know-how which is needed in a timely fashion. The DDCS&PMSC may need to	<b>PARTIALLY RESOLVED</b>  While the first sand piling activities produced flooding of the excavated foundation of DS 1, the	To be monitored.

Issues	Recommendation in brief	Status	Follow-up Actions
<p><b>Specifications 9.1 to 9.5 Dewatering of Subsurface and Surface Water</b></p> <p><b>Flagged RED</b></p>	<p>provide added attention and assistance to the Contractor to ensure compliance with specifications and timely completion of the foundation and other works before the monsoon.</p>	<p>DDCS&amp;PMSC has worked closely with the Contractor of Package 01 to put in place a dewatering plan and also to undertake the needed surveys at all future DS sites.</p>	
<p><b>Issue QPR5-2:</b></p> <p><b>Better Planning to be Achieved in Work Program for Package 02</b></p>	<p>The DDCS&amp;PMSC is to provide the Contractor with advice on time and equipment requirements of the aggregated work items. This information should form the basis for developing work break down structure and modular schedules for each of the BoQ items which could be aggregated as per the experiences under Works Package 01. Subsequently the Contractor is to subdivide works per polder into sections and develop work programs for each section. These sectional work programs would be aggregated to a realistic and final GCC 8.3 Programme. Next the work program should incorporate resettlement requirements and associated temporary hindrances. The work program should be prioritized accordingly and incorporating the schedules and risks of the resettlement program.</p>	<p><b>NOT YET RESOLVED</b></p> <p>Contract signed 08 March 2017 and mobilization not commenced in June 2017.</p>	<p>Work Programme details are to be submitted soon and reviewed by DDCS&amp;PMSC.</p>
<p><b>Issue QPR5-3:</b></p> <p><b>Embankment Seepage May Be Exacerbated by Adjacent Fish Ponds</b></p>	<p>The design should consider appropriate measures on the country side of the dyke if a pond has encroached near to the country side toe. This may include compaction and earthworks on the country side slope. In this way excessive seepage through the dyke is to be prevented.</p>	<p><b>NOT YET RESOLVED.</b></p>	<p>May be investigated by DDCS&amp;PMSC</p>
<p><b>Issue QPR5-4:</b></p> <p><b>Review and Timeliness of Afforestation</b></p>	<p>The DDCS&amp;PMSC should review the afforestation needs (there seems to be a potentially useful additional site in the vicinity of the cyclone shelter of polder 33). The NGO responsible for the afforestation effort under the project should be contracted as soon as possible.</p>	<p><b>NOT RESOLVED.</b></p> <p>The NGO recruitment is starting from EOI stage again as of August 2017 due to the lapse of 31 months.</p>	<p>CQS method of procurement will be used to expedite procurement of NGOs.</p>
<p><b>Issue QPR5-5:</b></p> <p><b>Need for Project Implementation Manual / Updating and Completion of Method Statements</b></p>	<p>The contractor has provided a general description of methods on 22 April, 2016 but these do not reflect any re-survey. The method statement lists technical work steps but does not include aspects of measurements as basis for final billing. Further, method statements on dewatering, sand piling, sheet piling and other works have not yet been completed.</p> <p>The DDCS&amp;PMSC should work with the Contractor to finalize method statements for the different works required. These statements should include methods of</p>	<p><b>PARTIALLY RESOLVED</b></p>	

Issues	Recommendation in brief	Status	Follow-up Actions
	measurements as basis for billing and should identify work steps in a work break down structure. Overall method statements should be consolidated in a Contract specific (or overall) Project Implementation Manual.		
<b>Issue QPR5-6: Micro-level Planning / Monitoring Requires Strengthening</b>	Over time, micro-level planning in line with detailed work breakdown structures (WBS) would improve as experience would enhance knowledge of time requirements etc.	<b>NO EVIDENCE</b>	
<b>Issue QPR5-7: Early Prioritization of Resettlement Concerns Is Needed</b>	Review the time and effort required for processing particular resettlement concerns and prioritize those which proved most difficult to resolve in the past for early attention.	<b>PARTIALLY RESOLVED</b>  DDCS&PMS Consultant's RAP Team is adapting based on lessons, but a systematic review has not been provided.	
<b>from QPR4</b>			
<b>Issue QPR4-1: Land Acquisition Cost Has Increased Dramatically</b>	World Bank and GoB to consider and formally agree on the budget re-appropriation and financing to meet the increased land acquisition costs.	<b>NOT RESOLVED</b>  The World Bank and GoB will discuss possible solutions when a substantial level of disbursement is reached.	Re-open discussion in 2018.
<b>Issue QPR4-2: Delay in Signing of Contract for Works Package 02</b>	World Bank and GoB agree on way forward, given shortfall in land acquisition budget.	<b>RESOLVED</b>  Notice of Award issued and contract signing proceeded with a proviso that full works on two polders will depend on obtaining LA financing.	
<b>Issue QPR4-3: Relocation Planning and Assistance to be Improved</b>  <b>Flagged RED</b>	<ol style="list-style-type: none"> <li>The DDCS&amp;PMS Consultants (through their RAP team) should develop a tally of each and every PAH as to where they are moving, whether temporary or permanent, etc. and verify this information.</li> <li>PRAC should begin to function immediately and be given an orientation by DDCS&amp;PMS Consultants and PMU's Senior Social Specialist as to their mandate and operation guidelines and some logistic support provided so they can execute their responsibilities. Make sure that the PRAC for Package 02 is operational before the resettlement process advances to relocation stage.</li> <li>DDSC&amp;PMS Consultant and the PRACs should monitor and report any cases</li> </ol>	<ol style="list-style-type: none"> <li><b>RESOLVED</b></li> <li><b>PARTIALLY RESOLVED as Package 01 PRACs have convened, yet functionality to be improved.</b></li> <li><b>IN PROCESS</b></li> <li><b>AGREED, BUT NOT YET IMPLEMENTED.</b></li> </ol>	<ol style="list-style-type: none"> <li>To be followed going forward</li> <li>PRACs need to convene and some modest honorarium is required.</li> <li>To be followed going forward</li> <li>To be implemented by RAP Consultants and/or PMU and reported.</li> </ol>



Issues	Recommendation in brief	Status	Follow-up Actions
	<p>where squatters are having difficulty identifying a place to relocate.</p> <p>4. EPs to be informed in advance of the total estimated amount of compensation they are to receive under the entitlement framework specified by the RAP and not left to guess how much they will get until the day they receive their check. Such advance information would allow the EPs to know how much they have to work with when looking for a new place to live.</p>		
<p><b>Issue QPR4-4:</b></p> <p><b>Livelihood Restoration Program Needs Attention</b></p> <p><b>Flagged RED</b></p>	<p>There is no plan for the livelihood restoration program. The DDCS&amp;PMSC should develop a training program and oversee its implementation. A needs assessment must be conducted of each PAH, taking into account their skills, resources, risk tolerance, desires and business/ livelihood opportunities at the sites/locations where they are relocating. Then a relevant training program (having relevant tailored content, sequencing of a series of topics, and refresher trainings) must be developed and delivered with outcome-based targets. The training should commence prior to relocation and continue afterwards.</p>	<b>NOT RESOLVED</b>	DDCS&PMSC to report on the actions it is taking.
<p><b>Issue QPR4-5:</b></p> <p><b>PMU Team Needs Assistance</b></p>	<p>All the required PMU staff should be recruited.</p>	<b>IN PROCESS</b>	Recruitment should be expedited.
<p><b>Issue QPR4-6:</b></p> <p><b>Environmental Monitoring Capability Must be Strengthened Further</b></p>	<p>1. Environmental monitoring and mitigation training must involve a series of sessions. The training program must be developed and implemented without delay since the 2016/2017 construction season has commenced in late September.</p> <p>2. As already recommended by the DDCS&amp;PMS Consultants, the Contractor should appoint at least one Environmental Officer and polder-wise environmental monitors should be in place that carry no other responsibility.</p>	<p><b>1. PARTIALLY RESOLVED</b> The training program has not been laid out, though training is taking place.</p> <p><b>2. PARTIALLY RESOLVED</b> One Environmental Officer has been appointed, but the polder-wise environmental staff carry additional (non-environmental) duties.</p>	<p>Training program to be outlined.</p> <p>Polder-level environmental staff to be monitored as to effectiveness.</p>
<p><b>Issue QPR4-7:</b></p> <p><b>Preparation of CEIP-Phase 2 Should Commence Soon Given the Serious Need</b></p>	<p>Since project preparation and appraisal takes a substantial amount of time and the need for embankment improvement in the coastal polders is apparent, it is recommended that the World Bank and GoB begin planning for the preparation of CEIP-2 as soon as practically possible.</p>	<p><b>NOT YET STARTED, BUT PLANNED</b></p> <p>The new Procurement Plan prepared in the quarter ending 31 March 2017 projects TOR preparation for August 2017</p>	<p>Follow-up during future supervision missions.</p>

Issues	Recommendation in brief	Status	Follow-up Actions
<b>from QPR3</b>			
<b>Issue QPR3-1:</b>  <b>Security is a Growing Concern</b>	<p>The security situation in Bangladesh has not directly affected the works or services as of this time, but judgment and caution must be exercised for any travel within the country. Signage at campsites may be made inconspicuous. Consultants and Contractors may wish to develop and put in place a security plan for their Dhaka staff and field staff.</p>	<p><b>RESOLVED for now, but CAUTION required.</b></p> <p>The Contractor has actually suggested they wish to avoid erecting certain signboards at campsites so that the presence of foreigners is not so conspicuous.</p> <p>PD has written to the police in the project area and they have standing orders to accompany staff to the field when requested. The building in Dhaka where the DDCS&amp;PMSC hold office has been guarded by armed police since August 2016.</p>	<p>Security risks should continue to be monitored as they could constrain field activities of international staff.</p> <p>Police guards at the Dhaka office of the Consultants should be maintained through 2017.</p>
<b>Issue QPR3-2:</b>  <b>Equipment Mobilized on Contract W-01 is Inadequate</b>  <b>Flagged RED</b>	<p>Given that the monsoon season precludes earthwork, the Contractor should use this season to fully equip its operation so that work can begin without delay and in earnest in October.</p>	<p><b>PARTIALLY RESOLVED.</b></p> <p>With the delivery of additional pieces of equipment, the equipment mobilized by the Contractor has reached about 95% of the required equipment strength as per the Engineer's estimate. Nevertheless some key types of equipment are limiting output rates. The overall level of equipment continue to be seriously inadequate <u>especially considering the need for catching up with the approved Work Program.</u></p>	<p>Additional equipment needs should be identified and equipment procured or rented immediately.</p>
<b>from QPR2</b>			
<b>Issue QPR2-1:</b>  <b>Overall Reporting System Needs Attention and Improvement</b>	<p>Reports should be submitted on time by all consultants, otherwise this consolidated report will be delayed or incomplete. It is essential that reports segregate current period accomplishments and activities from cumulative numbers and compare monthly/quarterly progress against monthly/quarterly plans. Explanations of</p>	<p><b>PARTIALLY RESOLVED.</b></p> <p>The M&amp;E Consultants and PMU have provided guidance on the content and presentation of reports and continue to work with the DDCS &amp;PMS</p>	<p>DDCS &amp;PMS Consultant reports need further improvement in segregating activities and accomplishments by quarter,</p>

Issues	Recommendation in brief	Status	Follow-up Actions
	deviations from plan should be provided.	Consultants in a collegial manner.  Report content continues to improve.  Reports are now on time.	showing plans, and sometimes in being up to date.  Presentation to be more succinct and graphic.
<b>Issue QPR2-2:</b>  <b>DPP (GoB Authorizing Document) and Loan Agreement Amount Requires Amendment</b>  <b>Flagged RED</b>	The construction works are now estimated to cost more than planned due to a number of reasons. Also the USD/SDR exchange rate has changed resulting in a budget shortfall. A DPP revision should be prepared without delay capturing whatever changes are required since package 03 may not be able to be tendered otherwise. The PMU should continue to consult the World Bank. The DDCS&PMSC Consultants should provide an estimate of likely works package 03 costs.	<b>NOT RESOLVED.</b>  A rough estimate of Package 03 works costs has been provided to the PMU.  Land Acquisition Costs have also increased and DDCS&PMSC have provided an outline of alternative options including reduction in works by eliminating two polders from the scope.	Any other required changes for works and consultancy services contracts should be captured and the revised DPP drafted so that key changes can be approved before budget constraints delay or hamper project implementation.
<b>Issue QPR2-3:</b>  <b>JVS on Polder 35/1 and Land Valuation in Package 01 Appears Stalled</b>  <b>Flagged RED</b>	BWDB may request the DC to give priority to completing (i) the compensation rates for non-titled PAPs and thus enable updating of the RAP, payment calculations and issuance of checks by the PD, and (ii) the JVS of Polder 35/1.	<b>RESOLVED.</b>  JVS for remaining section of polder 35/1 completed in September 2016.	
<b>Issue QPR2-4:</b>  <b>There may not be a consistently systematic approach to document processing and control</b>	Each survey or technical report needs submission through a formal process. Copy should be provided to IPOE and the M&E Consultant. A table of reports and review status should be provided by the DDCS&PMS Consultants at the end of every quarter.	<b>PARTIALLY RESOLVED.</b> Improvement is noted as technical reports are generally being submitted to PMU and M&E Consultant.  A table of reports is being provided by DDCS&PMSC.	DDCS&PMSC will consistently follow the recommendation.
<b>Issue QPR2-5:</b>  <b>Measure of physical progress needs to be developed</b>	Currently, the S-curve presented in the DDCS&PMSC reports shows cumulative physical progress (actual versus planned) only in financial terms. De facto, this will always show physical progress ahead of financial disbursement and will not provide any alert as to potential cost overrun.  A weighting of physical progress is required, building up from the BOQ elements and not directly related to the cost of these items. The DDCS&PMS Consultants to propose an	<b>PARTIALLY RESOLVED.</b>  DDCS&PMS Consultant has prepared and shared one approach for assigning weights at the highest level (14 BOQ items). This has been discussed briefly with M&E Consultants.  The Consultants have also adopted a percent	DDCS&PMSC to propose methodology and organize a meeting with PMU, IPOE and M&E to finalize the weighting of physical elements of the works.

Issues	Recommendation in brief	Status	Follow-up Actions
	approach and meet with PMU and M&E Consultants to discuss and finalize.	progress formula for embankment works that is based appropriately on cum of earthwork. This is a good step.	
<b>Issue QPR2-6: Environmental Concerns may need attention – mitigation for fish migration</b>	DDCS&PMSC to study the question and inform their plans for satisfying the requirement for free passage of migrating fishes from three perspectives – 1) physical design; 2) construction work methods; 3) hydraulic structure operation guidelines. In addition, the question must be answered as to who (what agency) will practically ensure (and how) that fish spawning needs are looked after in the operational planning and decision-making with respect to water control structure operation.	<b>PARTIALLY RESOLVED.</b>  M&E Consultants met with the Fisheries Expert of DDCS&PMSC to elaborate the concern and provide guidance.	DDCS&PMSC to explain options and make their recommendations to PMU.
<b>Issue QPR2-7: Periodic Environmental Reports Required</b>	DDCS&PMS Consultants to prepare Environmental Compliance Monitoring Reports and quarterly, semi-annual and annual environmental reports. PMU to provide guidance on the content and format of these reports.	<b>RESOLVED.</b>  PMU, M&E Consultants and World Bank have provided some guidance on the content of various environmental reports.  <a href="#">1<sup>st</sup>, 2<sup>nd</sup> and 3<sup>rd</sup> Bi-annual Environmental Monitoring Report have been submitted jointly by the DDCS&amp;PMSC, M&amp;E Consultants and PMU.</a>  Contractor for Package 01 is submitting routine compliance reports and EAP checklists.	
<b>Issue QPR2-8: Recently Procured Project Vehicles Have Not Been Assigned to the Field</b>	It is observed that none of the 11 project vehicles recently procured by PMU and delivered to the project have been allocated to the field. While currently the vehicles provided by the Contractor for PMU field staff appear to be adequate, the works have barely gotten underway. Procurement of a few more vehicles is planned and it is recommended these vehicles be made available to the implementation staff in the field offices as the field work will soon intensify.	<b>PARTIALLY RESOLVED.</b>  PMU in the field has been provided with 2 vehicles by the Contractor for Package 01, so there is sufficient transport available for the time being.	Vehicles purchased in the future may be allocated to the field as packages 2 and 3 will result in more transport demand due to intensified field work.
<b>Issue QPR2-9: Construction Supervision</b>	Given the transition from Survey and Design Phase to Construction Supervision Phase, Construction Supervision Management	<b>PARTIALLY RESOLVED.</b>  DDCS&PMS Consultants continue to elaborate and	DDCS&PMS Consultants will report on the

Issues	Recommendation in brief	Status	Follow-up Actions
<b>Systems to be Strengthened</b>	Systems need to be put into place (or strengthened), including Quality Assurance System, Contract Supervision and Management, Daily Site Reporting Formats, Safety Manual, Safety training, Registration Formats for all Workers and ID system, Billing Formats and Procedures, Variation Management and Procedures, and training of DDCS& PMSC site supervisors and Contractor's Site Construction Managers, etc.	improve their systems.	status of their systems by system element in their monthly and quarterly reports.
<b>Issue QPR2-10:</b> <b>Capacity Building and Independent Advice Needed for PMU/BWDB in FIDIC and Contract/Claims Management</b>  <b>Flagged RED</b>	<p>The PMU staff, and BWDB more generally, are not conversant with FIDIC Conditions of Contract, Contract Management and Claims Avoidance/ Management. While Consultants have been hired to serve as Engineer, the Owner needs to understand the roles, authorities and responsibilities of each party in order to effectively manage the Project. Training may be provided and would be of great use given the upcoming award of two additional large construction contracts under CEIP-1. Currently, the PMU has no in-house expertise for advice on contract issues.</p> <p>With respect to advice on contract issues, the PMU should recruit an independent specialist for this purpose.</p>	<p><b>NOT RESOLVED.</b></p> <p>The World Bank, during its June 2016 mission, signaled its willingness to consider whatever support PMU might need. PD has started a discussion with senior BWDB officials concerning PMU support requirements.</p> <p>The WB provided an experience-sharing opportunity in the first week of October for the PD CEIP-1 with other PDs.</p> <p>The DDCS&amp;PMSC who also has the responsibility to provide project management support to the Client may be tapped for some capacity building on-the-job. The M&amp;E Consultants could provide such expertise, with an amendment to the ToR and resources.</p>	<p>PD to decide on appropriate option to pursue in consultation with the BWDB, Ministry and then World Bank.</p>
<b>from QPR1</b>			
<b>Issue QPR1-1:</b> <b>Physical Progress on Works Package W-01 is in danger of being delayed.</b>	<p>i. Contractor to hire equipment until their own equipment is available.</p> <p>ii. Administration of the works would best be managed polder-wise, meaning that a deputy PM or someone in authority should be posted at each polder to permit simultaneous works in four polders.</p>	<p><b>i. PARTIALLY RESOLVED</b></p> <p><b>ii. RESOLVED</b></p> <p>i. The Contractor complied after delay and only after replacement of the PM. Contractor had rented in some equipment in Q3 and taken delivery of</p>	<p>DDCS&amp;PMSC should continue to review the adequacy of equipment available at site. The issue of early start-up with rented equipment</p>

Issues	Recommendation in brief	Status	Follow-up Actions
		substantial equipment since, but still not adequate in view of DDCC&PMS Consultant. Permanent works progress very limited.  ii. Complied	should be taken up during the Pre-contract meeting for Works Package 2 & 3.  To be followed through for the next two works packages.
<b>Issue QPR1-2:</b> <b>Contractor for Works Package W-01 has a limited ability to communicate due to language barrier.</b>	i. Contractor should bring in additional bilingual (Chinese-English) staff or make interpreters available.  ii. The Contractor may also bring in a qualified Bengali sub-contractor to assist not only with works, but with communication and cultural understanding.	<b>i. RESOLVED</b> <b>ii. RESOLVED</b>  i. Contractor has appointed interpreters to serve on each of the four polders.  ii. Contractor has hired a Bangladeshi sub-contractor.	Consider requiring communication as an explicit part of bid requirement for Package 03.
<b>Issue QPR1-3:</b> <b>Procurement of Works Contractors by ICB has failed to attract broad international interest</b>	i. For future packages, the Pre-Qualification criteria should be reviewed and possibly adjusted (for example, to better specify the meaning of experience in similar projects to include physical, logistic and complexity aspects relevant to the Bangladesh coastal zone) and past performance references should be checked.  ii. Exceptionally low priced bids should be eliminated from consideration.  iii. Consider the option of issuing bid packages of 2-3 polders each for the remaining works.	<b>i. RESOLVED.</b> <b>ii. NOT RESOLVED.</b> <b>iii. RESOLVED.</b>  i. DDCC&PMSC have agreed to review for Package 3 works.  ii. Pending, but may not be possible under procurement rules.  iii. Discussed with World Bank and declined.	Needs to be reviewed for Package 3 works.
<b>Issue QPR1-4:</b> <b>LAP and RAP and the compensation payments must be expedited so that work sites can be handed over to the Contractor</b>  <b>Flagged RED</b>	i. Appointment of PAVC members must be completed quickly.  ii. PAVC must finalize the compensation rates for various types of losses without delay.  iii. Handing over of the sites to the contractor should be done in sections as areas become fully unencumbered.  The DDCC&PMSC/RAP Consultants will have to maintain a calendar projecting when certain sections of the embankments will be free of hindrances to allow the Contractor to plan their works.	<b>i. RESOLVED FOR PKG 01</b> <b>ii. RESOLVED FOR PKG 01</b> <b>iii. PARTIALLY RESOLVED</b>  i. PAVC appointed for Package 01 in December 2015.  ii. Rates for various assets set by PAVC. Land valuations are finally done for Package 01.  iii. M&E Consultant has requested the	PAVC members for Package 02 may be appointed without delay.  System for tracking unencumbered sections by way of a calendar yet to be developed.

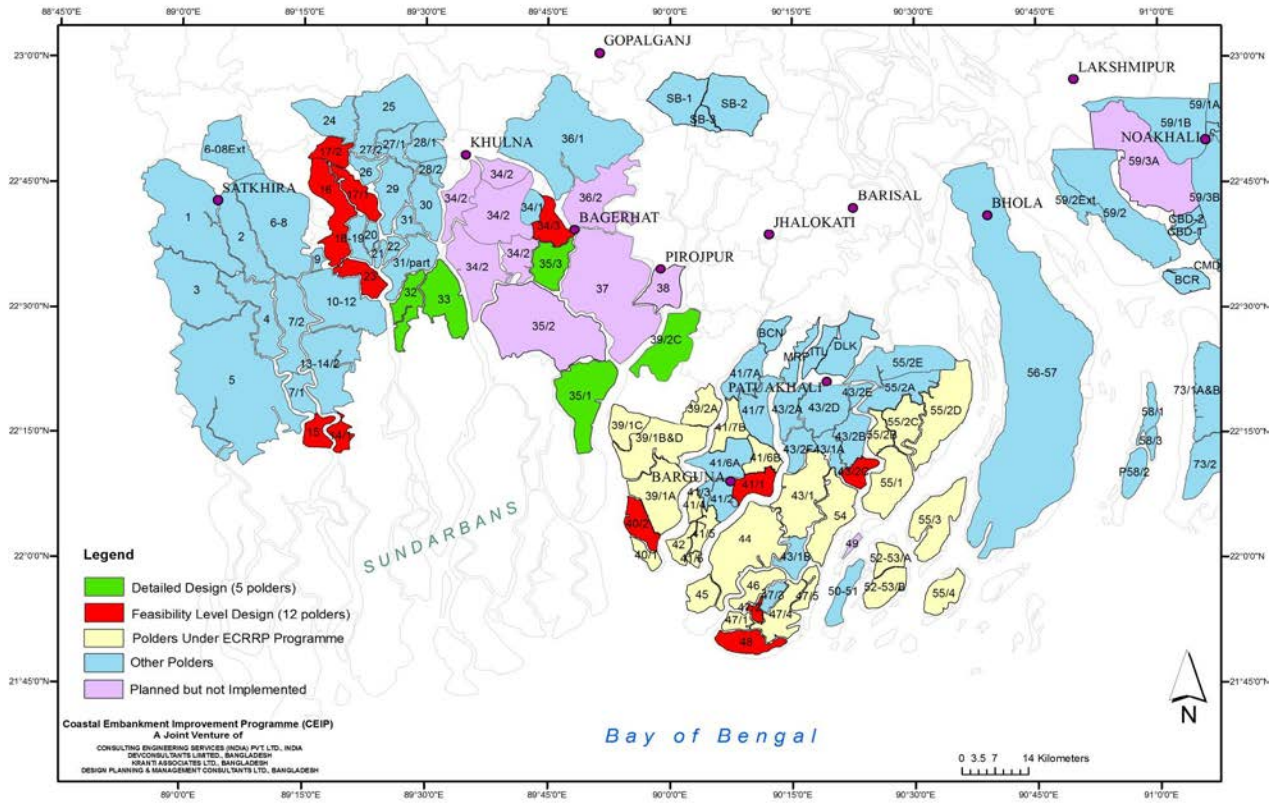
Issues	Recommendation in brief	Status	Follow-up Actions
		DDCS&PMSC for a detailed risk assessment approach. Accordingly, the Consultant has prepared a section-wise approach to construction planning. The DDCS&PMSC / KMC are to provide LA requirement details for each of the 11 construction BoQ works items separately so as to better assess risks.	
<p><b>Issue QPR1-5: Recruitment of NGOs and Additional PMU Staff is to be phased in during the next two quarters</b></p> <p><b>Flagged RED</b></p>	PMU to develop a time-bound plan for procurement/ recruitment of these consultants and services – e.g., IPOE, Afforestation/WMO NGO, Specialists for PMU field offices, FIDIC/Contracts Specialist, etc.	<p><b>PARTIALLY RESOLVED</b></p> <p>Recruitment of some consultants programmed by PMU; Recruitment and procurement process is taking much time.</p>	Balance of recruitment plan to be developed based on need by PMU in collaboration with M&E Consultants and DDCS&PMSC. TORs to be reviewed and updated.
<p><b>Issue QPR1-6: The M&amp;E Consultants will be required to expend additional resources given the need for multiple baselines and large sample required</b></p>	The M&E Consultants to prepare a detailed justification for the additional resources required and submit to BWDB and World Bank for approval.	<p><b>NOT RESOLVED</b></p> <p>A preliminary draft justification has been shared with PMU.</p>	M&E Consultants to discuss the requirements with PMU.
<p><b>Issue QPR1-7: Reporting Formats of implementing partners do not consistently provide needed information</b></p>	M&E Consultant will continue to work with the other consultants to develop a clear format for the reporting of all project inputs, processes and outputs.	<p><b>PARTIALLY RESOLVED</b></p> <p>Being done continually.</p> <p>This issue has been repeated in QPR2 with some elaboration.</p> <p>DDCS&amp;PMSC have substantially improved their monthly progress report starting August 2016.</p>	<p>Follow-up to be continued.</p> <p>DDCS&amp;PMSC are responsive to the advice and proposals regarding reporting requirements.</p>

## ANNEXES

Annex 1	Map of the Project Area
Annex 2	Basic Characteristics of the Project Area
Annex 3	Overview of Personnel Working under the Project
Annex 4	Budget and Disbursements
Annex 5	Procurement Status and Plans
Annex 6	Estimated Schedule for Vacating Settlements for Works Package 1
Annex 7	GAAP Report
Annex 8	Key Performance Indicators and Targets as per PAD/DPP
Annex 9	List of DDCS&PMS Consultant Reports



## Annex 1: Map of the Project Area



## Annex 2: Basic Characteristics of the Project Polders as per PAD

Sl No.	Polder No./ Polder Name	Location Thana	District	Gross Protected Area (HA)	Cultivable area (ha)	Existing Project Feature				Av. Existing level of Embankment (m PWD)	Polder Population
						Embkt. (km)	Regulator (No)	Flushing Inlet (No)	Drainage Channel (km)		
1	14/1	Koyara	Khulna	2,933	2,350	30.50	4	-	30	3.75	20,578
2	15	Shymnagar	Satkhira	3,441	2,925	30.78	5	-	40	4.00	31,788
3	16	Paikgacha, Tala, Dumuria	Satkhira, Khulna	10,445	8,102	45.00	12	31	21	3.00	118,616
4	17/1	Dumuria	Khulna	5,020	4,000	38.50	11	0	43	3.50	23,919
5	17/2	Dumuria	Khulna	3,400	2,700	11.00	6	0	21	3.50	34,070
6	23	Paikgacha	Khulna	5,910	4,872	37.00	11	39	36	3.30	23,888
7	32	Dacope	Khulna	8,097	6,500	49.50	16	35	45	3.75	38,397
8	33	Dacope	Khulna	8,600	7,600	52.50	13	19	100	3.80	62,305
9	34/3	Bagerhat	Bagerhat	3,656	2,930	16.75	3	6	35	2.80	65,399
10	35/1	Sharankhola, Morelgonj	Bagerhat	13,058	10,700	62.50	14	25	56	4.35	99,182
11	35/3	Bagerhat Sadar, Rampal	Bagerhat	6,790	5,090	40.05	4	11	75	2.70	31,075
12	39/2C	Matbaria, Bhandaria	Pirojpur	10,748	8,500	59.25	-	4	57	2.50	84,853
13	40/2	Pathargatha	Barguna	4,453	3,300	35.58	12	21	50	4.30	41,317
14	41/1	Barguna Sadar	Barguna	4,048	3,440	33.81	6	28	84	4.00	41,051
15	43/2C	Galachipa	Patuakhali	2,753	2,000	25.70	6	16	26	4.00	14,851
16	47/2	Kalapara	Patuakhali	2,065	1,850	17.55	3	6	30	4.25	5,411
17	48	Kalapara	Patuakhali	5,400	3,715	37.88	8	3	45	5.30	26,260
				<b>100,817</b>	<b>80,574</b>	<b>623.85</b>	<b>134</b>	<b>244</b>	<b>794</b>		<b>762,960</b>

Source: Project Appraisal Document 2013

## Annex 3: Overview of Personnel Working under the Project

PMU Office Mobilization & Contact Numbers  
PABX-9899320, 9899373  
Fax: +88-02-9899325

### PMU Staff

Sl No.	Designation	Name of Persons	Mobile Number	First Mobilization Date	Status
1	Project Director	Mr. Md. Delwar Hossain	01745-650854	09 Feb 16	
	Project Director (former)	Mr. Md. Sarafat Hossain Khan	01715-038519	Nov 2013	Promoted
2	Deputy Project Director	Vacant			Vacant
3	Project Manager/Executive Engineer	Mr. Musa Nurur Rahman	01715-740505		Transferred; vacant
4	Project Manager/Executive Engineer	Mr. Jakaria Pervez	0171-2660025	13 Oct 16	In Training
	Project Manager/Executive Engineer	Mr. Md. Nazibur Rahman	01711-134034		Transferred; vacant
5	Project Manager/Executive Engineer Khulna	Mr. Md. Abdul Hannan	01712-101250		
6	Project Manager/Executive Engineer Bagerhat	Mr. Mashiur Rahman		Apr-Jun 2017	
7	Additional Director (Account)	Mr. Md. Kabir Ahmed	01712-062333		
8	Deputy Director (Audit)	Vacant			Vacant
	Sub Divisional Engineer (former)	Mr. Md. Safiqul Islam Sheikh	01734-601836		Promoted & Transferred
9	Sub Divisional Engineer (former)	Mr. Md. Rezaul Karim	01868-555198		Promoted & Transferred
10	Sub Divisional Engineer	Mr. Md. Abdullah Al Mamun	01727-002788 01715-145975		Promoted & Transferred
11	Assistant Engineer	Mr. Md. Samiul Hoque	0172-6233262	01 Feb 16	In Training
	Sub Assistant Engineer	Mr. Md. Mustafizur Rahman	0171-5418687	10 Nov 16	
12	Sub Assistant Engineer (former)	Mr. Biplob Kumar Gun	01715-007621		Promoted & Transferred
13	Sub Assistant Engineer	Mr. Md. Kabirul Islam	01711-943281	16 Feb 14	
14	Accountant	Mr. Md. Badarudduza	0174-9044491	24 Mar 14	
15	Cashier	Mr. Md. Kajal Hawlader	0181-6223451	27 Aug 15	
16	Secretary	Ayesha Salam	01816-365597		Resigned July 2016
17	MLSS	Aminul Islam	01688-288544	01 Apr 14	
18	Office Assistant	Shemul Islam	01935-847173	03 Mar 14	
19	Cleaner	Md. Azad Ali	01716-559334	18 Mar 14	

Certain vacancies to be filled once the work commences in Package 02 including the following for each Bagerhat and Barguna: Sub-Divisional Engineer, Assistant Engineer, Assistant Director, Deputy Assistant Engineer, Office Assistant cum Computer Operator and support staff.

Sl No.	Designation	Name of Persons	Mobile Number	First Mobilization Date	Status
--------	-------------	-----------------	---------------	-------------------------	--------

#### Individual Consultants to PMU

1	IpoE	Dr. Ainun Nishat	04478-444093 01819-228245	23 Mar 15	
2	Procurement Specialist	Mr. A.K.M Bodruddoza	01718-666946	21 Nov 13	First contract expired 30 Oct 16, extension issued
3	Procurement Panel Chairman (International 1)	Mr. Narayan Sharma		25 Nov 13	
4	Procurement Panel Expert (International 2)	Mr. I.A Khan <del>Danile Thirion</del>		01 Apr 15 13 Apr 13	
5	Procurement Panel Expert (National)	Mr. Aminul Haque	01966-464646	25 Nov 13	
6	Sr. Revenue Specialist	Mr. M. A. Saleque	01199-001112	12 Aug 14	First contract expired 22 Dec 16, extension is in process
7	Sr. Social Specialist	Mr. Mustafizur Rahman		07 Aug 17	
	Sr. Social Specialist	<del>Mr. Hasanur Rahman</del>	01712-780176	02 Oct 14	Resigned 03 Jan 17
8	Financial Management Spec.	Mr. Michael Gomes		24 Apr 17	
	Financial Management Spec. (former)	<del>Mr. Nasser Ahmed</del>	01924-274567	02 Mar 15	Resigned 29 Feb 16
9	Sr. Environmental Specialist	Dr. Ashadul Alam	01747-215770	13 Apr 15	
10	Sr. Forestry Specialist	Mr. Md. Akbar Hossain	01711-543475	Jul 17	
11	IpoE Social Expert	Newly appointed		Jul 17	
11	IpoE Panelists (3)	Vacant			

Manpower working under the Project

A. Design Supervision Consultant (DDCS&PMSC)

Manpower-utilization Status of the DDCS&PMSC up to 30 June 2017

Sl.	Position	Name	Location	1st Mobilization	Total Person-Month	Utilized Person-Month	Remaining Person-Month	Jun 2017 Cumulative % of Utilization	Dec 2016 Cumulative % of Utilization	Sep 2016 Cumulative % of Utilization
Professional (Foreign)										
1	Team Leader	Jean Henry Laboyrie & Gerard Pichel		21-Jan-15; 25-Jan-17	45	26.8180	18.1820	60%	46%	41%
2	Design Engineer	Alec Sleigh			12	1.1363	10.8637	9%	9%	9%
3	River Training Engineer	Bert te Slaa		21-Feb-15	3	3	0	100%	100%	100%
4	Sociologist/Resettlement Specialist	Dr. Salim Zaman			4	4	0	100%	100%	100%
5	Quantity Surveyor-1	Barbara Hellet			6	1.5454	4.4546	26%	26%	20%
6	Construction Resident Engineer-1	Trevor Morish Hale			55	0	55	0%	0%	0
7	Construction Resident Engineer-2	Gerard Pichel/Paul Zwetsloot			30	16.7726	13.2274	56%	36%	27%
8	Contract Management Specialist	Rob Brouwer			4	0.7728	3.2272	19%	14%	0
9	Procurement Specialist	Barbara Hellet		21-Jan-15	4	2.6534	1.3466	66%	66%	66%
10	Environmental Specialist	Henk Blok			8	3.5911	4.4089	45%	24%	13%
11	Sociologist/Resettlement Specialist	Roy Timmer/Dr. Salim Zaman			8	5.4091	2.5909	68%	43%	43%
12	Geo-Technical Engineer	Joost van der Schrier			4	3.8181	0.1819	95%	91%	74%
13	Morphological Modeler	Henrik Rene Jensen			3	1	2	33%	33%	33%
14	Environmental Specialist	Anders Malgrem Hansen		18-Feb-15	4	3.5000	0.5000	88%	48%	41%
15	Estuary and River Morphology Modeler	Bo Brahtz Christensen			1	1	0	100%	100%	100%
16	River and Coastal Expert	Ranjit Galappatti		22-Feb-15	3	3	0	100%	100%	100%
Sub Total [Professional (Foreign)]					194	78.0168	115.9832	36%	33%	31%

Sl.	Position	Name	Location	1st Mobilization	Total Person-Month	Utilized Person-Month	Remaining Person-Month	Jun 2017 Cumulative % of Utilization	Dec 2016 Cumulative % of Utilization	Sep 2016 Cumulative % of Utilization
-----	----------	------	----------	------------------	--------------------	-----------------------	------------------------	--------------------------------------	--------------------------------------	--------------------------------------

Note : Travel day include in man-month

Professional (Local)										
1	Deputy Team Leader	Md. Habibur Rahman		21-Jan-15	60	28.8182	31.1818	48%	38%	34%
2	Deputy Resident Engineer-1	Mazibur Rahman Khan			60	18.7727	41.2273	31%	21%	20%
3	Deputy Resident Engineer-2	Md. Gulzer Hossain			60	26.4999	33.5001	44%	35%	30%
4	Design Engineer	Md. Anwar Hossain Bhuiyan		02-Feb-15	20	20.0000	0	100%	100%	108%
5	Geo-Technical Engineer	Md. Nurul Islam			6	0	6	0%	0%	0%
6	Re-settlement Specialist/ Sociologist	Md. Khairul Matin, M. A. Latif		2015 and 17 Jan 16	60	14.8182	45.1818	25%	15%	10%
7	Design Engineer	Mr. Mahbubur Rahman		02-Feb-15	30	24.6817	5.3183	82%	62%	98%
8	Environmentalist	Sheikh Muhammad Abdur Rashid		22-Feb-15	7.5 (was 6)	3.3354	4.1646	44%	50%	50%
9	Sociologist/Resettlement Specialist	Md. Ferdous Rahman		22-Feb-15	30	26.5909	3.4091	89%	69%	88%
10	Geographical Information System Expert	Md. Monirul Haque			6	3.7844	2.2156	63%	59%	56%
11	Procurement Specialist	Md. Humayun Kabir			3 (was 18)	3	0	100%	17%	17%
12	Senior Estimator-1	Md. Humayun Kabir			10	9.7272	0.2728	97%	97%	87%
13	Senior Estimator-2	Md. Nazrul Islam			10 (was 28)	9.0908	0.9092	91%	52%	75%
14	Survey Engineer-1	Pankaj Kumar Moitra		18-Feb-15	30	22.8181	7.1819	76%	59%	77%
15	Survey Engineer-2	Md. Amirul Islam			2	1.5285	0.4715	76%	76%	8%
16	Survey Engineer-3	ABM Anwar Haidar		18-Feb-15	26	13.409	12.591	52%	52%	74%

Sl.	Position	Name	Location	1st Mobilization	Total Person-Month	Utilized Person-Month	Remaining Person-Month	Jun 2017 Cumulative % of Utilization	Dec 2016 Cumulative % of Utilization	Sep 2016 Cumulative % of Utilization	
17	Junior Design Engineer-1	Ms. Selina Akhter			4	4	0	100%	100%	100%	
18	Junior Design Engineer-2	Ms. Shaikh Naureen Laila			9	9	0	100%	111%	228%	
19	Auto CAD Specialist-1	Ms. Marjan Mallik			21.76	21.5454	0.2146	99%	85%	130%	
20	Auto CAD Specialist-2	Biprojit Paul			13.43	13.4090	0.0210	100%	86%	73%	
21	River and Coastal Expert	Md.Zahirul Haque Khan		02-Feb-15	7.32	7.0001	0.3199	96%	89%	46%	
22	Construction Supervision Engr-1	Md. Mukhlesur Rahman			60	19.6364	40.3636	33%	23%	18%	
23	Construction Supervision Engr-2	Shyamal Kumar Dutta			52	19.6818	32.3182	38%	26%	18%	
24	Construction Supervision Engr-3	SK Golam Quader			30	19.6818	10.3182	66%	46%	36%	
25	Construction Supervision Engr-4	Abdul Jalil			30		30	0%	0%	0%	
26	Quality Control Specialist-1	Md. Abdur Razzaque Khan			54	15.8182	38.1818	29%	21%	18%	
27	Quality Control Specialist-2	Md. Sekendar Ali			60	15.7727	44.2273	26%	16%	11%	
28	Procurement / Contract Management Specialist	Md. Tafazzal Ali			23	9.8636	13.1364	43%	23%	29%	
29	Environmental Specialist	Dr. Quazi Alamgir Kabir Mr. Abu Bakr Siddique		10-Feb-15 June 2016	30	17.2045	12.7955	57%	38%	21%	
30	Resettlement Specialist/Sociologist	Md. Mustafizur Rahman		01-Mar-15	20	19.3636	0.6364	97%	84%	69%	
31	Land Acquisition Officer	Benu Gopal Dey			20	20.3182	-0.3182	102%	72%	63%	
32	Geo-Technical & Foundation Spec.	Mizanur Rahman			4		4	0%	0%	0%	
33	Mechanical Engineer-1	Monojit Kumar Bagchi			6		6	0%	0%	0%	
34	Mechanical Engineer-2	Md. Rashidul Islam			16	9.0795	6.9205	57%	57%	76%	
35	Agronomist	Dr. Santosh Kumer Sarker		15-Feb-15	10	7.7727	2.2273	78%	78%	78%	
36	Fisheries Expert	Md. Mokammel Hossain		15-Feb-15	10	8.7273	1.2727	87%	87%	67%	
37	Senior Estimator – 2	Md. Nazrul Islam			18	7.3636	10.6364	0%	0%	0%	
38	Economist	Md. Aminul Islam		02-Feb-15	10		10	41%	0%	0%	
	Sub Total [Professional (Local)]					929.01	472.11	456.90	51%	34%	36%
	Total					1123.01	550.13	572.88	40%	33%	34%

B. Third Party Monitoring and Evaluation Consultant (M&E Consultant)

Sl.	Position	Name	Location	1st Mobilization	Total Person-Month	Utilized PM This Quarter	Cumu-lative PM Utilized	Remaining Person-Month	June 2017 Cumulative % of Utilization	Mar 2017 Cumulative % of Utilization
<b>International Key Staff</b>					<b>52</b>	<b>0.82</b>	<b>20.59</b>	<b>31.41</b>	<b>40%</b>	<b>38%</b>
K-1&K-5	Team Leader cum Economist	Jan T. Twarowski	Dhaka	01-Nov-15	25	0.82	12.77	12.23	51%	48%
K-4A	M&E Specialist (Water Resources Engineer)	Michael Dembinski	Dhaka	01-Nov-15	8	0.00	4.27	3.73	53%	53%
K-6	Environmental Specialist	Abu Murshid	Dhaka	10-Nov-15	9	0.00	2.05	6.95	23%	23%
K-8	Social Safeguards Specialist	Mike Tyson-Taylor	Dhaka	02-Dec-15	10	0.00	1.50	8.50	15%	15%
<b>National Key Staff</b>					<b>112</b>	<b>3.82</b>	<b>40.39</b>	<b>71.61</b>	<b>36%</b>	<b>33%</b>
K-2	DTL/GIS Info Management Spec.	Md. Mahidur Rahman Khan	Dhaka	20-Dec-15	30	0.41	8.14	21.86	27%	26%
K-3	Agric'l Economist/M&E Specialist	ABM Murshed Alam Siddiqui	Dhaka	02-Nov-15	18	0.09	6.00	12.00	33%	33%
K-7	Environmental Specialist	AKM Rezaul Haque Khan AKM Mizanur Rahaman	Dhaka	Jan 2017; 02-Nov-15	18	2.81	6.95	11.05	39%	23%
K-9	Social Safeguards Specialist	Md. Mizanur Rahman	Dhaka	02-Nov-15	18	0.00	9.95	8.05	55%	55%
K-10	Information Management Spec.	Md. Badiuzzaman	Dhaka	03-Jan-16	18	0.46	5.80	12.66	32%	30%
K-4B	Water Resources Engineer	H.S. Mozaddad Faruque	Dhaka	02-Nov-15	10	0.05	3.55	6.45	35%	35%
<b>National Non-Key Staff</b>					<b>97</b>	<b>3.00</b>	<b>16.57</b>	<b>80.43</b>	<b>17%</b>	<b>14%</b>
N-1	Field Data Collector 1	Md. Surruzzaman	Dhaka		22	0.00	0.00	22.00	0%	0%
N-2	Field Data Collector 2	Md. Babul Haider	Dhaka		22	0.00	0.00	22.00	0%	0%
N-3	Data and Info Analyst 1	Azizul Haque Kabul	Dhaka	Jan 2016	40	3.00	16.57	23.43	41%	34%
N-4	Data and Info Analyst 1	Md. Soukat Osman	Dhaka		13	0.00	0.00	13.00	0%	0%
<b>Support Staff</b>					<b>360</b>	<b>18.00</b>	<b>106.03</b>	<b>253.97</b>	<b>32%</b>	<b>27%</b>
	Office Manager / Accountant (1)	Jahangir Alam	Dhaka	02-Nov-15	60	3.00	19.97	40.03	33%	28%
	Office Secretary (1)	Ms. Marfatun (Moly)	Dhaka	15-Nov-15	60	3.00	19.53	40.47	33%	28%
	Computer Operator (1)	Hridoy	Dhaka	01-Dec-15	60	3.00	19.00	41.00	32%	27%
	Guard (1)	Guard	Dhaka		60	3.00	19.00	41.00	32%	27%
	Tea Boy (2)	Teaboy (2)	Dhaka		2x60=120	6.00	38.53	81.47	32%	27%



## Annex 4 Project Input: Budget and Disbursements

											1 US\$= 79 BDT	
Annex 4.1: Financial Progress (Expenditures) – Capital Component of 4th Quarter of FY(2016-2017) [Apr to Jun 2017]											All BDT in Lakh Taka ("00,000")	
Major items of action	Total Project		Planned for the current FY	Progress							Achieved (%) against	
	BDT	US\$		Cumulative up to Last FY	Q-1	Q-2	Q-3	Q-4	Current FY	Cumulative up to this Qtr.	Year's Plan	Project Target
			BDT	BDT	BDT	BDT	BDT	BDT	BDT	BDT	%	%
<b>1. Acquisition of Assets</b>												
1.a Equipment and goods under Comp. B, C, D (6800)	1,545.30	1,956,076	4.67	702.83			4.67	-	4.67	707.50	100.00%	45.78%
1.b Afforestation	3,280.00	4,151,899						-	-	-	-	-
<b>2. Acquisition/Purchase of Land</b>												
2.a Acquisition of Land (544.16 ha)	8,852.40	11,205,570	2,000.00	2,806.25				2,000.00	2,000.00	4,806.25	100.00%	54.29%
<b>3. Works Contract Packages 1 to 3</b>												
3.a Construction & Reconstructions of Drainage	35,538.97	44,986,038	800.00					800.00	800.00	800.00	100.00%	2.25%
3.b Others (7081)	182,436.24	230,931,949	13,760.33	6,662.09	1,672.72	1,067.92		11,018.55	13,759.19	20,421.28	99.99%	11.19%
<b>4. CD &amp; SD</b>	2,815.00	3,563,291										
<b>Sub-total Capital Component</b>	<b>234,467.91</b>	<b>296,794,823</b>	<b>16,565.00</b>	<b>10,171.17</b>	<b>1,672.72</b>	<b>1,067.92</b>	<b>4.67</b>	<b>13,818.55</b>	<b>16,563.86</b>	<b>26,735.03</b>	<b>99.99%</b>	<b>11.40%</b>

Source: IMED-05 report June 2017) of CEIP-1

Annex 4.2 Financial Progress (Expenditures) – Revenue Component of 4th Quarter of FY(2016-2017) [Apr to Jun 2017]												1 US\$= 79 BDT	
												All BDT in Lakh Taka ("00,000)	
Major items of action	Total Project		Planned for the current FY	Progress / Achievement							Achieved (%) against		
				Cumulative up to Last FY	Q-1	Q-2	Q-3	Q-4	Current FY	Cumulative up to this Q	Year's Plan	Project Target	
	BDT	US\$	BDT	BDT	BDT	BDT	BDT	BDT	BDT	BDT	%	%	
<b>1. Implementation of SAP and EMP</b>													
1.a Resettlement / Compensation Payments other than Land Acquisition	26,918.60	34,074,177	2,479.20	2,000.00		584.76		1,894.44	2,479.20	4,479.20	100.00%	16.64%	
1.b Consultancy service to Implement (a) Social afforestation;(b) social action plan (incl. setting up WMOs)	1,987.21	2,515,456				-		-	-	-	-	-	
<b>2. Construction Supervision, M&amp;E, Delta Monitoring</b>													
2.a Consultancy Services for Construction Supervision & Detailed Engineering Design of remaining 12 Polder under CEIP, Phase-1	13,659.28	17,290,228	2,506.42	3,365.92		453.96	342.34	1,708.12	2,504.42	5,870.34	99.92%	42.98%	
2.b Third Party Monitoring & Evaluation (M&E) of overall project implementation, RAP & EMP	2,609.09	3,302,646	557.38	398.75		-	-	283.77	273.61	557.38	100.00%	36.65%	
2.c Consultancy Service for Long term monitoring, research of Bangladesh Coastal Zone	6,709.09	8,492,519						-	-	-	-	-	
<b>3. Project Management, TA, Training, Strategic Studies</b>													
3.a Project management support and audits	11,507.99	14,567,076	389.30	1,209.39		18.75	171.64	22.68	175.71	388.78	1,598.17	99.87%	13.89%
3.b Consultancy Services for Institutional Capacity building, technical assistance and training to BWDB personnel	745.45	943,608											
3.c Consultancy Services for Feasibility studies and preparation of design for the following Phases of CEIP	4,323.64	5,472,962											
<b>4. Overseas Training</b>	745.45	943,608		203.19						203.19		27.26%	
<b>5. Honorarium/ Fees/ Remuneration</b>	30.00	37,975	2.70	3.39			1.46	1.17	2.63	6.02	97.41%	20.07%	
<b>Sub-total Revenue Component</b>	<b>69,235.80</b>	<b>87,640,255</b>	<b>5,935.00</b>	<b>7,180.64</b>		<b>18.75</b>	<b>1,210.36</b>	<b>650.25</b>	<b>4,053.05</b>	<b>5,932.41</b>	<b>13,113.05</b>	<b>99.96%</b>	<b>18.94%</b>

Source: IMED-05 report June 2017) of CEIP-1

## Annex 5 Project Input Procurement Status and Plans

### Annex 5.1 Project Input Procurement Status and Plans – Services

There are 25 procurement items of service categories. Among them, 6 consulting services would be contracted through firms and 19 consulting services would be recruited through individual consultant. “Procurement progress tracking” is discussed below separately: - firms and Individual Consultant (IC).

Consulting Service through Firm: Out of 6, two were contracted out, procurement for two packages is initiated (*one is at the stage of negotiation*) and remaining two are yet to start. Detail procurement process statistics are shown in the Tables 5.1a.

Recruitment of Individual Consultant (IC): 19 Individual Consultants are planned to be recruited. Out of them, 10 were recruited of which 2 (Financial Management Specialist and Sr. Social Specialist) resigned; for the position “Financial Management Specialist” contract will be signed soon and for the position “Sr. Social Specialist”, EoI evaluation is going on. Recruiting of remaining ICs are in process. Detail procurement process statistics are shown in the Table 5.1b.

Note: Amounts shown below in USD converted as follows: 1 USD = 79 BDT and 1 Euro = 94.34 BDT.

**Table 5.1a: Procurement Process Tracking Report Consulting Services (Firms) as on 30 June 2017**

SI	1		2		3		4		5		6	
Description of Services	Consultancy service to Implement (a) social afforestation and (b) social action plan (incl. setting up WMOs)		Consultancy Services for a) Construction Supervision & Detailed Engineering Design for remaining Polders, b) Preparation of EIA of remaining Polders and c) RAP		Third Party Monitoring & Evaluation (M&E) of overall project implementation, RAP, EIA and EMP		Consultancy Services for Long Term a Monitoring, Research and Analysis of Bangladesh Coastal Zone.		Consultancy Services for Institutional Capacity building, technical assistance and training to BWDB personnel		Consultancy Services for Feasibility studies and preparation of design for the following Phases of CEIP	
Package No	CEIP-1/A2 & B1/S01		CEIP-1/ B2,B3 & C1/S02		CEIP-1/ C2/S03		CEIP-1/ C3/S04		CEIP-1/ D2/S22		CEIP-1/ D3/S23	
Reference #	CEIP-1-5-SBC-CF-CEIP-1/A2 & B1/S01		CEIP-1-6-SBC-CF-CEIP-1/ B2,B3 & C1/S02		CEIP-1-7-SBC-CF-CEIP-1/ C2/S03		CEIP-1-42--CF-CEIP-1/ C3/S04		CEIP-1-40-SBC-CF-CEIP-1/D2/S22		CEIP-1-41-SBC-CF-CEIP-1/D3/S23	
Location / District	Dhaka		Dhaka		Dhaka		Dhaka		Dhaka		Dhaka	
P.P. - Executing Agency:	2014-1-BWDB-BWDB		2014-1-BWDB-BWDB		2014-1-BWDB-BWDB		2014-1-BWDB-BWDB		2014-1-BWDB-BWDB		2014-1-BWDB-BWDB	
Method:	QBS (Quality Based Selection)		QBS		QBS				QBS		QBS	
Estimated / Actual	Estimated	Actual	Estimated	Actual	Estimated	Actual	Estimated	Actual	Estimated	Actual	Estimated	Actual
Amount in US\$	2,515,456		17,290,228	17,319,577 <sup>7</sup>	3,302,646	3,447,175 <sup>8</sup>	8,602,564		909,000		5,273,000	
Preparation of ToR		09-Jun-14		ToR was finalized		ToR was finalized		01-Jan-15	1-Aug-17	Not yet started	1-Aug-17	Not yet started
NOL on ToR		21-Sep-14							20-Aug-17		20-Aug-17	
Advertisement of EoI		30-Sep-14		19-Jul-13		19-Jul-13		05-May-15	24-Aug-17	NA	24-Aug-17	NA
Receipt of REoI		13-Nov-14		22-Aug-13		22-Aug-13		22-Jun-15	25-Sep-17	NA	25-Sep-17	NA
Evaluation of REoI		Going on <sup>i</sup>		Evaluation done		Evaluation done		Evaluation done		NA		NA
SL submitted to WB												
Shortlist gets WB NOL								18-Nov-15				
Preparation of RFP and Short List	14-Oct-14		20-Jan-14	15-Dec-13	06-Jan-14	15-Dec-13	30-Oct-14		30-Nov-17		30-Nov-17	
No Objection to RFP and Short List	14-Oct-14		03-Feb-14	28-Jan-14	03-Feb-14	20-Feb-14	20-Nov-14		14-Dec-17		14-Dec-17	
Issuance of RFP	14-Oct-14		27-Feb-14	19-Feb-14	27-Feb-14	26-Feb-14	30-Nov-14	19-Nov-15	18-Dec-17	NA	18-Dec-17	NA
Deadline for proposals & Bid Opening	20-Oct-14		17-Apr-14	17-Apr-14	12-May-14	08-May-14	29-Jan-15	28-Dec-15	29-Jan-18		29-Jan-18	
Technical Evaluation	24-Nov-14	NA	19-May-14	Evaluation done	30-Jun-14	Evaluation done	31-Mar-15	31-Dec-15	26-Feb-18	NA	26-Feb-18	NA
Technical Evaluation Report submitted to WB						Dec 2014			26-Feb-18		26-Feb-18	
No Objection to Technical Evaluation	08-Dec-14		09-Jun-14		21-Jul-14	Jan 2015	30-Apr-15	03-Mar-16	12-Mar-18		12-Mar-18	
Financial proposal opening						05-Apr-15		17-Apr-16	25-Mar-18		25-Mar-18	

<sup>7</sup> Original Contract Value of S02 is Euro 4,811,349 and BDT (864,343,933 + 50,000,000 = 914,343,933)

<sup>8</sup> Original Contract Value of S03 is USD 1,397,297 and BDT (91,646,650 + 60,293,728 + 10,000,000 = 161,940,378)

SI	1	2	3	4	5	6
Financial evaluation and combined Tech/Fin evaluation report completed					09-Apr 18	09-Apr 18
Combined Evaluation Report submitted to WB					10- Apl-18	10- Apl-18
WB gives NOL on combined evaluation					24- Apl- 18	24- Apl- 18
<b>Final Evaluation and Negotiation</b>	19-Jan-15	07-Jul-14	25-Aug-14	28-May-15	30-Apr-18	30-Apr-18
Negotiation		21-Aug-14	09-Apr-15	Ongoing	7-May-18	7-May-18
Negotiated draft contract sent to WB		31-Aug-14	19-Apr-15		8-May-18	8-May-18
<b>WB gives NOL on draft contract</b>	02-Feb-15	28-Jul-14	30-Sep-14	15-Sep-14	28-Apr-15	22-Jun-15
GOB Purchasing Committee (CCGP) approval				27-Aug-15		10-Jun-18
<b>Contract Signature Date</b>	09-Mar-15	18-Aug-14	30-Dec-14	27-Oct-14	01-Oct-15	08-Sep-15
<b>Total days of Process (Bid Opening to Contract Signing Date)</b>	140	123	257	168	511	222
Commencement of Services				01-Nov-15		
<b>End of Contract (Completed)</b>	07-Mar-21	30-Jun-20	30-Jun-20	30-Jun-20	30-May-20	30-Jun-18
Remarks	70 Nos. Eol proposals were received on 13 Nov 2014. Implementation of this Package was initially deferred as no works in the field have been taken up as planned for. PEC in its 3 <sup>rd</sup> Meeting held on 28 March 2017 decided to invite REol afresh as ToR had to be revised incorporating the task of implementation of Integrated Pest Management (IPM) Plan as per WB's suggestions. Besides changes in form of socio-economic condition, working environment, earnings, etc. due to elapse of long time since receipt of Eol on 13 November 2014. <b>Fresh procurement process has been initiated.</b>	Negotiation meeting with 1st ranked Consulting Firm was concluded and minutes were signed on 21 Aug 2015. Draft contract and Financial Evaluation Report was sent to WB on 31 August. NoL received on 30 Sept and Contract was signed on 30 Dec, 2014. Consultants mobilized on 21-Jan-2015.	Negotiation meeting with 1st ranked Consulting Firm was concluded on 09 April, 2015. Draft contract and Financial Evaluation Report was sent to WB on 19 April 2015. NoL received on 28 April and Purchase Proposal was approved by CCGP on 27 August 2015. Contract was signed on 01 Oct, 2015. Consultants mobilized on 01 Nov 2015.	NOL on Evaluation of Technical Proposal received on 03 March 2016. Financial Proposal of 1st ranked Firm opened on 17 April 2016. Financial Negotiation meeting with the 1st ranked Firm carried out from 17-21 April 2016 and 22-26 January 2017. It was planned to conclude negotiation by 31 March 2017, but couldn't complete. <b>Tax obligation of the Consultant as per RFP is not solved yet by Procurement Panel (PP).</b>	<b>This may be used for training purposes of BWDB officer in different Training Institute.</b>	<b>This contract will be taken up when Phase-1 has got substantial progress.</b>

**Table 5.1b: Procurement Process Tracking Report Consulting Services (Individual Consultants) as on 30 June 2017**

1 of 4

SI No	1		2			3		4		5		
Description of Services	International Procurement Expert (Panel)		International Technical Expert (Panel)			Procurement Expert (National) for Panel		Individual Consultant as Procurement Specialist PMU (Nat'l)		Individual Consultant as Financial Management Specialist (National)		
Package No	CEIP-1/ D1/S05		CEIP-1/ D1/S06			CEIP-1/ D1/S07		CEIP-1/ D1/S08		CEIP-1/ D1/S09		
Reference #	CEIP-1-8-IC-CI-CEIP-1/ D1/S05		CEIP-1-9-IC-CI-CEIP-1/ D1/S06			CEIP-1-10-IC-CI-CEIP-1/ D1/S07		CEIP-1-11-IC-CI-CEIP-1/ D1/S08		CEIP-1-27-IC-CI-CEIP-1/D1/S09		
Location / District	Dhaka		Dhaka			Dhaka		Dhaka		Dhaka		
P.P. - Executing Agency:	2014-1-BWDB-BWDB		2014-1-BWDB-BWDB			2014-1-BWDB-BWDB		2014-1-BWDB-BWDB		2014-1-BWDB-BWDB		
Method:	IC		IC			IC		IC		IC		
Estimated / Actual	Estimated	Actual	Estimated	Actual 1 <sup>st</sup>	Actual 2 <sup>nd</sup>	Estimated	Actual	Estimated	Actual	Estimated	Actual 1 <sup>st</sup>	Actual 2 <sup>nd</sup>
Amount in US\$	1,104,590		1,104,590			225,641		384,295		247,000		
Preparation of ToR		Both ToR & EoI Finalized		Both ToR & EoI Finalized			ToR Finalized		ToR & REoI Finalized		Fresh REoI Finalized	
<b>NOL to the TOR</b>	14-Oct-13	27-Jul-13	31-Oct-13	31-Jul-13		31-Oct-13	11-Jun-13	31-Oct-13	02-Jul-13	31-Dec-13	11-Dec-13	
Advertisement of EoI		31-Jul-13		06-Aug-13			No Advertisement		28-Jul-13		03-Nov-14	16 Mar 2016
Receipt of REoI		25-Aug-13		29-Aug-13			Only CV of were collected		20-Aug-13		01-Dec-14	14 Apr-16
Evaluation of REoI		Evaluated and concurred by WB		Evaluation done			Evaluated and concurred by WB		Evaluated and concurred by WB		Evaluated and concurred by WB	Evaluated and concurred by WB on 13-Apr-17
Shortlist submitted to WB												
Shortlist gets WB NOL												
Combined Evaluation Report submitted to WB												
WB gives NOL on combined evaluation												
Negotiation												
Negotiated draft contract to WB												
WB gives NOL- draft contract												
<b>Contract Signature Date</b>	31-Dec-13	25-Nov-13	30-Jan-14	05-Mar-14	13-Apr-15	31-Dec-13	25-Nov-13	31-Dec-13	21-Nov-13	29-May-14	02-Mar-15	24-Apr-17
Contract signed		25-Nov-13					25-Nov-13		21-Nov-13		.	
<b>Total days of Process (</b>		146		140					93		187	375
<b>End Date of Activity</b>		<sup>9</sup> 31-Jan-17	31-Mar-18			<sup>10</sup> 30-Jun-18		<sup>11</sup> 31-Oct-17		30-Oct-19		31-Oct-19

<sup>9</sup> Proposed to extend up to 30 April 2017

<sup>10</sup> As per fresh contract signed on 14 June 2016

<sup>11</sup> As per fresh contract signed on 14 March 2017

Remarks	Contract Agreement between BWDB and Mr. Narayan D. Sharma was signed on 25 Nov, 2013. Contract Agreement was sent to WB. Period of contract expired on 30 October 2016 which was extended up to 31 January 2017. <b>Proposed for 3rd time extension up to 28-02-2018 which is under review by MoWR.</b>	Contract with Daniel Thirion was over on 04 March, 2015. Fresh Contract Agreement between BWDB and Mr. I A Khan was signed on 13 April, 2015. Contract Agreement was sent to WB. Panel member is now on board. Contract under execution.	Contract Agreement between BWDB and Mr. M. Aminul Haque was signed on <b>25 Nov, 2013</b> . Contract Agreement was sent to WB. Panel member is now on board. Allotted 300 days input of Mr. Haque was consumed in October 2015.  Fresh contract for 200 days was signed on 14 June 2016 over a period of 32 (thirty-two) months [FY 2015-2016 to FY 2017-2018]	Contract with Mr. A.K.M. Bodruddoza was ended on 31 October 2016.  Fresh contract for 12 months was signed on 14 March, 2017 with retroactive commencement date from 01 November 2016.	Contract Agreement with Mr. Md. Nasser Ahmed was signed on 02 March, 2015. The FMS resigned on 29 Feb.2016. Fresh 35 Nos. REoI were received on 14 April 2016.  Negotiation with 3 <sup>rd</sup> ranked candidate Mr. Michael Gomes was carried out by PEC on 06 April 2017. WB's NOL obtained. <b>Fresh contract with Mr. Michael Gomes was signed on 24-04-2017.</b>

**Table 5.1b: Procurement Process Tracking Report Consulting Services (Individual Consultants) as on 30 June 2017**

**2 of 4**

SI No	6		7			8		9		10	
Description of Services	Individual Consultant as Sr. Environment Specialist (PMU/Dhaka)		Individual Consultant as Sr. Social Specialist (PMU/Dhaka)			Individual Consultant as Sr. Forestry Specialist (PMU/Dhaka)		Individual Consultant as Communication officer (PMU/Dhaka)		Individual Consultant as Senior Revenue Officer (PMU/Dhaka)	
Package No	CEIP-1/ D1/S10		CEIP-1/ D1/S11			CEIP-1/D1/S12		CEIP-1/ D1/S13		CEIP-1/ D1/S14	
Reference #	CEIP-1-28-IC-CI-CEIP-1/D1/S10		CEIP-1-29-IC-CI-CEIP-1/D1/S11			CEIP-1-30-IC-CI-CEIP-1/D1/S12		CEIP-1-31-IC-CI-CEIP-1/D1/S13		CEIP-1-32-IC-CI-CEIP-1/D1/S14	
Location / District	Dhaka		Dhaka			Dhaka		Dhaka		Khulna	
P.P. - Executing Agency:	2014-1-BWDB-BWDB		2014-1-BWDB-BWDB			2014-1-BWDB-BWDB		2014-1-BWDB-BWDB		2014-1-BWDB-BWDB	
Method:	IC		IC			IC		IC		IC	
Estimated / Actual Amount in US\$	Estimated	Actual	Estimated	Actual 1 <sup>st</sup>	Actual 2 <sup>nd</sup>	Estimated	Actual	Estimated	Actual	Estimated	Actual
Preparation of ToR	212,000	ToR & REOI finalized	212,000	ToR & REOI finalized	19 Jan 2017	212,000	1-Jan-17	131,000	ToR & REOI finalized	131,000	ToR prepared and finalized
NOL to the TOR	24-Jun-14		29-Apr-14	15-Apr-14	25-Jan-17	29-Dec-15	12-Jan-17	17-Aug-14		23-Dec-13	22-Dec-13
Advertisement of EoI		21-Oct-14		21-Apr-14	14-Mar-17		14-Mar-17		23-Nov-14 (1 <sup>st</sup> ) 24-Jan-16 (2 <sup>nd</sup> )		30-Dec-13
Receipt of REoI		18-Nov-14		15-May-14	12-Apr-17		12-Apr-17		15-May-15 (1 <sup>st</sup> ) 24-Feb-16 (2 <sup>nd</sup> )		06-Feb-14
Evaluation of REoI		Evaluated and concurred by WB		Evaluated & WB concurred	Evaluation going on		Evaluation going on		Evaluated & concurred by WB		Evaluated and concurred by WB
Shortlist submitted to WB											
Shortlist gets WB NOL											
Evaluation Report submitted to WB											
WB gives NOL on combined evaluation											
Negotiation											
Negotiated draft contract sent to WB											
WB gives NOL on draft contract											
Contract Signature Date	27-Nov-14	13-Apr-15	17-Jul-14	02-Oct-14	07-Aug-17	28-Apr-16		31-Dec-14		29-May-14	12-Aug-14
Total days of Process		146		140	147						187
End Date of Activity		12 April 2018		<sup>12</sup> 03-Jan-17	06-Aug-19		TBD		30-Jul-19		<sup>13</sup> 22-Dec-16

<sup>12</sup> Contract ended due to resignation of the Consultant. Fresh procurement in process.

<sup>13</sup> 1<sup>st</sup> contract ended. Fresh contact on SSB in process.



Remarks	Contract Agreement between BWDB and Dr. Asadul Alam was signed on 13 April, 2015. The Senior Environmental Specialist is now on board.	Contract Agreement between BWDB and Mr. Md. Hasanur Rahman was signed on 02 Oct, 2014.  He resigned from the services on 03 January 2017 giving 28 days' notice.  Fresh procurement is being processed. Eol received on 12 April 2017 and evaluation was completed. Draft Contract is signed.	Procurement process has been initiated.  Eol received on 12 April 2017. Evaluation was completed. Negotiation with 1st ranked candidate failed and it was successful with 2nd ranked. Draft contract signed.	Two (2) EOI were earlier received at first invitation. So, fresh EOI was invited and 6 Nos. were received on 24 February 2016.  Contract Agreement between BWDB and Mr. A K M Rahmat Ali Howlader was signed on 28 March 2017. But he didn't join. Negotiation with 2nd candidate failed. So, fresh procurement process has been initiated through collection of CVs as per suggestions of WB.	Contract Agreement between BWDB and Mr. M A Saleque was signed on 12 Aug, 2014. Contract ended on 22 Dec 2016. Procurement of the services of Mr. M A Saleque on sole source basis under a fresh Contract for 18 months is in process. Negotiation was conducted by PEC on 06 April 2017. The Sr. Revenue specialist is continuing his input.
---------	--	---	--	--	---

**Table 5.1b: Procurement Process Tracking Report Consulting Services (Individual Consultants) as on 30 June 2017**

**3 of 4**

SI No	11		12		13		14		15	
Description of Services	Individual Consultant as Social Specialist/Economist (PMU/Field)		Individual Consultant as Environment Specialist (PMU/Field)		IPoE for Coastal Morphologist and Estuarine/Tidal Hydraulics Expert		IPoE for Hydrodynamics & Coastal Modeling Expert		IPoE for Design Expert in Embankment and Hydraulic Structures	
Package No	CEIP-1 /D1/S15		CEIP-1/ D1/S16		CEIP-1/ D1/S17		CEIP-1/ D1/S18		CEIP-1/ D1/S19	
Reference #	CEIP-1-33-IC-CI-CEIP-1/D1/S15		CEIP-1-34-IC-CI-CEIP-1/D1/S16		CEIP-1-35-IC-CI-CEIP-1/D1/S17		CEIP-1-36-IC-CI-CEIP-1/D1/S18		CEIP-1-37-IC-CI-CEIP-1/D1/S19	
Location / District	Khulna		Khulna		Dhaka		Dhaka		Dhaka	
P.P. - Executing Agency:	2014-1-BWDB-BWDB		2014-1-BWDB-BWDB		2014-1-BWDB-BWDB		2014-1-BWDB-BWDB		2014-1-BWDB-BWDB	
Method:	IC		IC		IC		IC		IC	
Estimated / Actual	Estimated	Actual	Estimated	Actual	Estimated	Actual	Estimated	Actual	Estimated	Actual
Amount in US\$	131,000		131,000		181,600		181,600		165,000	
Preparation of ToR		1-Jan-17		Prepared		28- Nov-16		28- Nov-16		01-Jan -17
NOL to the TOR	24-Sep-14	3-Jan-17	24-Sep-14	28-Dec-16	24-Sep-14	13 Dec 16		13-Dec-16	24-Sep-14	19 Jan 17
Advertisement of EoI		14-Mar-17		12- Feb- 17		NA		NA		NA
Receipt of REoI		12-Apr-17		14-Mar-17		NA		NA		NA
Evaluation of REoI		Evaluation going on		Only 2(two) applications were received. PEC decided re-invitation of REoI.		NA		NA		NA
Shortlist submitted to WB										
Shortlist gets WB NOL										
Combined Evaluation Report submitted to WB				17-Jul-17						
WB gives NOL on combined evaluation										
Negotiation										
Negotiated draft contract sent to WB										
WB gives NOL on draft contract										
Contract Signature Date	31-Dec-14	20-Jul-17	31-Dec-14		31-Dec-14				31-Dec-14	
Total days of Process		100								
Commencement of Services										
End Date of Activity	30-Jun-17	19-Jul-19	30-Jun-17		30-Jun-20		30-Jun-20		30-Jun-20	

SI No	11	12	13	14	15
Description of Services	Individual Consultant as Social Specialist/Economist (PMU/Field)	Individual Consultant as Environment Specialist (PMU/Field)	IPoE for Coastal Morphologist and Estuarine/Tidal Hydraulics Expert	IPoE for Hydrodynamics & Coastal Modeling Expert	IPoE for Design Expert in Embankment and Hydraulic Structures
Remarks	Bank has provided NoL on ToR on 03 January 2017.  Eol received on 12 April 2017 and <b>evaluated. Consultant is on Board.</b>	Bank provided NoL on ToR and REOI on 28 December 2016.  Eol received on 14 March 2017. Only 2 (two) applications were received. PEC in its meeting on 06 April 2017, recommended for fresh invitation. <b>Eol and CV Evaluation Report was sent World Bank on 17 July 2017 for review &amp; concurrence.</b>	PMU, CEIP-1 with the assistance of existing IPoE member, TL-DSC and TL- M&EC, has reviewed the ToR of the remaining four IPoE members and are of the opinion that positions of Coastal, Estuarine and River Morphologist and Sediment/Tidal Management Expert might be merged and named as Coastal Morphologist and Estuarine/Tidal Hydraulics Expert. Accordingly, restructured proposal was sent to WB on 28 September 2016. WB accepted the proposal on 07 November, 2016. <b>ToR and Eol were placed to Board for approval by HoPE</b>	Proposal for inclusion of one new IPoE member as "Hydrodynamic and Coastal Modelling Expert" was sent to WB on 28 September 2016. WB accepted the proposal on 07 November, 2016.  <b>ToR and Eol were placed to Board for approval by HoPE</b>	. ToR was sent to WB on 1-Jan-17. Bank approved ToR on 19 January 2017.  <b>ToR and Eol were placed to Board for approval by HoPE</b>

**Table 5.1b: Procurement Process Tracking Report Consulting Services (Individual Consultants) as on 30 June 2017**

SI No	16		17		18		19	
<b>Description</b>	IPoE for Social Expert		IPoE for Environment, Water Management and Polder Expert		Accounting and Financial Management System Specialist (AFMSS) (National)		Procurement of Individual Consultant as Information Technology Specialist (ITS) (National)	
Description of Services	IPoE for Social Expert=1 No		IPoE for Environment, Water Management and Polder Expert = 1 No		Procurement of Individual Consultant as Accounting and Financial Management System Specialist (AFMSS) (National) = 1 No		Information Technology Specialist (ITS) (National) = 1 No	
Package No	CEIP-1/ D1/S20		CEIP-1/ D1/S21		CEIP-1/ D1/S24		CEIP-1/ D1/S25	
Reference #	CEIP-1-38-IC-CI-CEIP-1/D1/S20		CEIP-1-39-IC-CI-CEIP-1/D1/S21					
Location / District	Dhaka		Dhaka		Dhaka		Dhaka	
P.P. - Executing Agency:	2014-1-BWDB-BWDB		2014-1-BWDB-BWDB					
Method:	IC		IC		IC		IC	
<b>Estimated / Actual</b>	Estimated	Actual	Estimated	Actual	Estimated	Actual	Estimated	Actual
<b>Amount in US\$</b>	165,000		165,000					
Preparation of ToR		Prepared		Updated ToR concurred by WB				
<b>NOL to the TOR</b>	24-Sep-14	07-Nov-16	24-Sep-14			14-Feb-16		14-Feb-16
Advertisement of EoI		NA		NA		NA Through collection of 3 CVs		NA Through collection of 3 CVs
Receipt of REoI		NA		NA		10-Mar-16		10-Mar-16
Evaluation of REoI		NA		NA		on going		on going
Shortlist submitted to WB								
Shortlist gets WB NOL								
Combined Evaluation Report submitted to WB								
WB gives NOL on combined evaluation								
Negotiation								
Negotiated draft contract sent to WB								
WB gives NOL on draft contract								12-Mar-15
<b>Contract Signature Date</b>	31-Dec-14		31-Dec-14					
Contract signed								23-Mar-15
<b>Total days of Process</b>								
Commencement of Services								
<b>End Date of Activity</b>	30-Jun-20		30-Jun-20					

Remarks	<p>WB provided NoL on ToR on 07 November 2016 and concurred 3 CV approach for the selection of the social IPOE on 28 November 2016.</p> <p>The IPOE is now on board.</p>	<p>Bank's NOL on Draft Contract was received on 12 March, 2015. Contract Agreement between BWDB and Dr. Ainun Nishat as IPoE was signed on 23 March 2015.</p> <p>The IPOE is now on board.</p>	<p>This is a new Package concurred by World Bank and entered into Revised Procurement Plan (PP- 2016-1) which is in process. 3 CVs have been collected and under evaluation. Evaluation Report will be sent to WB soon. This procurement process is likely to be annulled as the Modernization of BWDB Accounting System has been planned to carry out through GoB own resources.</p> <p>Not yet decided.</p>	<p>This is a new Package concurred by World Bank and entered into Revised Procurement Plan (PP- 2016-1) which is in process. 3 CVs have been collected and under evaluation. Evaluation Report will be sent to WB soon. This procurement process is likely to be annulled as the Modernization of BWDB Accounting System has been planned to carry out through GoB own resources.</p> <p>Not yet decided.</p>
---------	--	--	---	---

## Annex 5.2a: Procurement Status and Plans - Works

As per the DPP, there are 4 packages of Works under the project. But these packages were reviewed and decided that works contract will be three packages. Package -01 has already contacted out. Package-02 is under way of procurement. Package -03 is yet to initiate.

Initiated-procurement as per the statement of "Status of Procurement" as on 30 June 2017 is described below:

SI. No	1		2 (Revs.)		3 (Revs.)		4
Description of Works	Rehabilitation / Reconstruction & Upgrading of Polder 32, 33, 35/1 and 35/3 under Coastal Embankment Improvement Project, Phase-1, (CEIP-1).		<sup>14</sup> Rehabilitation and upgrading of Polder 14/1, 15, 16, 17/1, 17/2 & 23 (Actual Nos. of Polder in package are 39/2C, 40/2, 41/1, 43/2C, 47/2 and 48)		<sup>15</sup> Rehabilitation and upgrading of Polder 48,47/2 & 43/2C (Actual Nos. of Polder in this Package are 14/1, 15, 16, 17/1, 17/2, 23 & 34/3)		<sup>16</sup> Rehabilitation and upgrading of Polder 40/2, 41/1, 34/3 and 39/2C
Package No	CEIP-1/W-1		CEIP-1/W-2 (revised)		CEIP-1/W-3 (revised)		
Reference #	CEIP-1-12-LPIPQ-O-CEIP-1/W-01		CEIP-1-13-LPIPQ-O-CEIP-1/W-02 (Rvsd.)		CEIP-1-13-LPIPQ-O-CEIP-1/W-03 (Rvsd.)		
Districts	Khulna		Patuakhali, Barguna and Pirojpur				
P.P. - Executing Agency:	2014-1-BWDB - BWDB		2014-1-BWDB - BWDB		2014-1-BWDB - BWDB		
Method:	ICB with post-qualification <sup>17</sup>		ICB with post-qualification		ICB		
Estimated / Actual	Estimated	Actual	Estimated	Actual	Estimated	Actual	
Amount in US\$	104,276,026.00	88,216,800.37 <sup>18</sup>	150,355,767.20	137,969,172.60 <sup>19</sup>	86.66 million USD		
Preparation of Document							
Tender Docs Submitted to WB		02-Mar-15		14-Oct-15, 09-Nov-15			
Bank's NOL	30-Jun-14	09-Mar-15	03-Jan-16	03-Dec-15			
Publication / Invitation	15-Jul-14	10-Mar-14	10-Jan-16	04-Dec-15			
Deadline tenders & Bid Opening	14-Sep-14	25-May-15	14-Mar-16	24-Mar-16			
Evaluation of Bids	18-Oct-14	13-Jun-15	18-Apr-16	19-Jun-16			
WB gives NOL on evaluation		19-Jul-15		04-Aug-16			
Negotiated draft contract sent to WB							
No Objection to Evaluation Report	10-Nov-14		09-May-16				
GOB Purchasing Committee approval		09-Sep-15		20-Aug-16			
Issuing NOA		21-Sep-15		15-Dec-16			
Contract signed	09-Jan-15	01-Nov-15	28-Jun-16	08 March 2017			
Advance Issued							

<sup>14</sup> Nos. of Polders for this Package have been changed as '39/2C, 40/2, 41/1, 43/2C, 47/2 and 48' instead of previously included Nos of '14/1,15,16,17/1,17/2 & 23'

<sup>15</sup> All the three (3) Polders of this Package (43/2C, 47/2 and 48) have been included under Package No.CEIP-1/W-02. So, this Package has been rearranged in terms of inclusion new Polders from Package #2 and # 4

<sup>16</sup> Out of four (4) Polders, three (3) (40/2, 41/1 and 39/2C) have been included under Package CEIP-1/W-02. The remaining one (1) is included in Package #3 and this Package has been declared void.

<sup>17</sup> Method has been changed from ICBPO (International Competitive Bidding with pre-qualification) to ICB (with post qualification)

<sup>18</sup> Original Contract Value of W-01 is BDT 6,969,127,229.

<sup>19</sup> Original Contract Value of W-02 is BDT 10,899,564,634.65.

SI. No	1		2 (Revs.)		3 (Revs.)		4
Commencement of Services		26-Jan-16					
Total days of Process	117	160	106				
End of Contract (Completed)	31/12/2017		30/06/2018				
Remarks	7 Nos. Bids were received and M/S The First Engineering Bureau of Henan Water Conservancy of China was awarded the contract. Contract was signed on 01 Nov 2015.  Civil works are going on.		7 Nos. Bids were received.  Chongqing International Construction Corporation was awarded with the Contract.  Contract was signed on 08 March 2017. Contractor started mobilization works.		Due to shortfall of fund, it has been decided to drop this package		This Package will be treated void since the polders under this package have been incorporated in the packages 2 & 3 (re-arranged)

### Annex 5.3a: Procurement Status and Plans - Goods

As per the DPP, 14 items of Goods would be procured. Among them, 6 items were initiated for procurement as per the statement of “Status of Procurement” as on **30 June 2017**, which is described below:

SI No	1		2		3		4		5		6	
Description of Goods	Procurement of Motor Vehicles a) 4-WD Jeep/Cross Country (Total 10 Nos.) b) Micro Bus-(Total 1 No.)		Procurement of Motor Cycle- 10 Nos		Supply of Desktop Computer, Laptop, Printer, & UPS with Accessories under CEIP-1		Procurement of Engineering Equipment: a) Levelling instrument with accessories -5 & b) Total Station-3 Nos.		Office Equipment: 1) Multimedia Projector, 2) Air cooler, 3) PABX Intercom System, 4) Photocopier, 5) Fax, 6) Scanner, and 7) Plotter (36" Size) with accessories and related services under CEIP-1.		Procurement of Office Furniture under CEIP-1.	
Package No	CEIP-1/ G-1		CEIP-1/ G-2		CEIP-1/ G-4		CEIP-1/ G-5		CEIP-1/ G-6		CEIP-1/ G-7	
Reference #	CEIP-1-1-LPI-B-CEIP-1/G-1		CEIP-1-16-NCB-B-CEIP-1/G-2		CEIP-1-3-NCB-B-CEIP-1/G-4		CEIP-1-18-NCB-B-CEIP-1/G-5		CEIP-1-20-LPI-B-CEIP-1/G-6			
Districts	Dhaka		Dhaka		Dhaka		Dhaka		Dhaka		Dhaka	
P.P. - Executing Agency:	2014-1-BWDB - BWDB		2014-1-BWDB - BWDB		2014-1-BWDB - BWDB		2014-1-BWDB - BWDB		2014-1-BWDB - BWDB		2014-1-BWDB - BWDB	
Method:	NCB (National Competitive Bidding)		NCB (National Competitive Bidding)		NCB (National Competitive Bidding)		NCB (National Competitive Bidding)		NCB (National Competitive Bidding)		NCB (National Competitive Bidding)	
Estimated / Actual	Estimated	Actual	Estimated	Actual	Estimated	Actual	Estimated	Actual	Estimated	Actual	Estimated	Actual
Amount in US\$	1,000,000	749,427	19,231	23,248	62,000	64,643	19,880	10,333	30,000	27,771		
Preparation of Tender Document		17-Dec-14										
No Objection Documents	28-Feb-14	25-Dec-14	NA	NA	19-Mar-14	18-Mar-14	NA	NA				
Publication / Invitation	07-Mar-14	20 Oct 2015 (4th call)	02-Oct-14	08-Jul-15	22-Mar-14	19-Mar-14	17-Sep-14	08-Jul-15	01-Apr-14	01-Apr-14		17-Feb-16
Deadline tenders & Bid Opening	06-May-14	19-Nov-15	27-Oct-14	10-Aug-15	19-Apr-14	09-Apr-14	15-Oct-14	10-Aug-15	01-May-14	12-May-14		
Evaluation of Bids	05-Jun-14	02-Dec-15	25-Nov-14	07-Sep-15	19-May-14	28-Apr-14	12-Nov-14	06-Sep-15	31-May-14	29-May-14		
No Objection to Evaluation Report	19-Jun-14	NA	NA	NA	03-Jun-14	11-May-14	NA	NA	NA	NA		
Work order / Contract Date	18-Aug-14	07-Jan-16	16-Dec-14	04-Oct-15	08-Jul-14	08-Jun-14	03-Dec-14	04-Oct-15	05-Jul-14	09-Jun-14		
Total days of Process (between Bid Opening and Contract Signature Date)	104	49	50	55	80	60	49	55	65	28		
End of Contract (Completed)	31-Dec-14	04 Feb 2016	25-Jan-15	22-Nov-15	05-Aug-14	29-Jun-14	31-Dec-14	22-Nov-15	02-Aug-14	29 Jun 2014		
Remarks	* Contract for 1 No. Microbus (Lot No.2) executed on 18 Nov 2015. Supply completed ** Contract for 10 Nos. 4WD (Lot No.) vehicle executed on 07 January 2016. Supply completed		Tender was evaluated by BWDB TEC members. Contract executed on 04 October 2015. Supply completed		All Desktop Computer, Laptop, Printer, & UPS with Accessories were received.		Tender was evaluated by BWDB TEC members. Contract executed on 04 October 2015. Supply completed.		Tender was evaluated by BWDB TEC members. Work Order issued on 01 June 2014. All office equipment were supplied.		All office Furniture were supplied.	



### Annex 5.3b Procurement Plan of Goods as per DPP

Package No	Description of Procurement as per TAPP/DPP Goods	Unit	Quantity	Procurement Method & (Type)	Contract Approving Authority	Source of Funds	Estimated Cost/ Contract Price (Million USD)	Indicative Dates			Remarks
								Invitation for Tender	Signing of Contract	Completion of Contract	
1	2	3	4	5	6	7	8	9	10	11	12
CEIP-1/G-01	Procurement of Motor Vehicles a) 4-WD Jeep/Cross Country (Total 15 Nos.) b) Micro Bus-(Total 2 Nos.)	Nos	Motor Vehicle-10 Nos, Microbus-2 Nos	OTM(ICB)	HOPE	WB/IDA	0.75	August,2013	October,2013	April,2014	Contract for 1 No. Microbus (Lot No.2) executed on 18 November 2015 and supply completed. Contract for 10 Nos. 4WD (Lot No.) vehicle executed on 07 January 2016 and supply completed
CEIP-1/G-02	Procurement of Motor Cycle- 20	Nos	Motor Cycle-10 Nos	OTM(NCB)	PD	WB/IDA	0.0234	September,2013	October,2013	February,2014	Tender was evaluated by BWDB TEC members. Contract executed on 04 October 2015. Supply completed
CEIP-1/G-03	Procurement of Speed Boat with engine & other accessories (Total 9 nos.)	Nos	Speed Boat-5 Nos	OTM(NCB)	PD	WB/IDA	0.0609				Program revised. Revised Procurement Plan (PP- 2016-1) is in process. It will be procured by December, 2017
CEIP-1/G-04	Procurement of a) Computer - (Total 35 Nos, Laptop-10+Desktop-25), b) Colour/Black & White Printer-A3/A4 (Total 20 Nos), c) UPS=(Total 25 Nos), d) IPS = 10 Nos with ancillaries	Nos	Computers - a) Laptop-5 Nos, Desktop-20 Nos, b) Printer-10 Nos, c) UPS-20 Nos, d) IPS-5 Nos with ancillaries	OTM(NCB)	PD	WB/IDA	0.065	August,2013	September,2013	December,2014	3 Tenders received on 09 April, 2014 and Evaluation done. Work Order issued on 12 May 2014. All Desktop Computer, Laptop, Printer, & UPS with Accessories were received.
CEIP-1/G-05	Engineering Equipment- a) Levelling instrument with accessories (Total-10 Nos), Total Station (Total-5 Nos)	Nos	a) Levelling instrument - 5 Nos.; b) Total Station-3 Nos	OTM(NCB)	PD	WB/IDA	0.0103	October,2013	November,2013	January,2014	Tender was evaluated by BWDB TEC members. Contract executed on 04 October 2015. Supply completed.

Package No	Description of Procurement as per TAPP/DPP Goods	Unit	Quantity	Procurement Method & (Type)	Contract Approving Authority	Source of Funds	Estimated Cost/ Contract Price (Million USD)	Indicative Dates			Remarks
								Invitation for Tender	Signing of Contract	Completion of Contract	
1	2	3	4	5	6	7	8	9	10	11	12
CEIP-1/G-06	Office equipment with accessories a) Multimedia Projector(Total 4 Nos), b) Air cooler- (Total-10 Nos), c) PABX Intercom System -1 Set, d) Photocopier 10 Nos. e) Fax- 10 Nos., f) Scanner A3 Size- 4 Nos., g) Spiral Binding machine 4 Nos, h) Plotter Ao Size-1 No	Nos	a) Multimedia Projector- 2 Nos, b) Aircooler- 5 Nos, c) PABX Intercom System- 1 set d) Photocopier- 5 Nos, e) Fax-4 Nos, f) Scanner-2 Nos, g) Spiral Binding Machine- 2 Nos,h) Plotter Ao Size -1 No	OTM(NCB)	PD	WB/IDA	0.028	August,2013	September,2013	January,2014	Tender was evaluated by BWDB TEC members. Work Order issued on 01 June 2014. All office equipment were supplied.
CEIP-1/G-07	Furniture (For Project Director, CEIP-1 BWDB, office)	LS	LS	OTM(NCB) /RFQ	PD	WB/IDA	0.0064	August,2013	September,2013	October,2014	All the furniture were supplied
CEIP-1/G-08	Procurement of Motor Vehicles a) 4-WD Jeep/Cross Country (Total 15 Nos.) b) Micro Bus- (Total 2 Nos.)	Nos	Motor Vehicle-05 Nos	OTM(ICB)	PD	WB/IDA	0.449	01 January2018	05 May 2018		Program revised. Revised Procurement Plan (PP- 2016-1) was prepared and sent to WB on 27 February 2017
CEIP-1/G-09	Procurement of Motor Cycle- Total= 20 Nos	Nos	Procurement of Motor Cycle-10 Nos	OTM(NCB)	PD	WB/IDA	0.019			December 2018	Program revised. Revised Procurement Plan (PP- 2016-1) was prepared and sent to WB on 27 February 2017
CEIP-1/G-10	Procurement of Speed Boat with engine & other accessories (Total 09 nos.)	Nos	Speed Boat-4 Nos	OTM(NCB)	PD	WB/IDA	0.051			June 2019	Program revised. Revised Procurement Plan (PP- 2016-1) was prepared and sent to WB on 27 February 2017
CEIP-1/G-11	Procurement of a) Computer- (Total 36 Nos, Laptop-10 + Desktop-25), b) Colour/Black & White Printer( Total 20 Nos), C) UPS= (Total 15 Nos), d) IPS = 10 Nos with ancillaries	Nos	Computers- a) Laptop-5 Nos, Desktop-5 Nos; b) Printer-10 Nos, c) UPS-5 Nos, d) IPS-5 Nos with ancillaries	OTM(NCB)	PD	WB/IDA	0.041	05 July 2017	28 September 2017		Program revised. Revised Procurement Plan (PP- 2016-1) was prepared and sent to WB on 27 February 2017

Package No	Description of Procurement as per TAPP/DPP Goods	Unit	Quantity	Procurement Method & (Type)	Contract Approving Authority	Source of Funds	Estimated Cost/ Contract Price (Million USD)	Indicative Dates			Remarks
								Invitation for Tender	Signing of Contract	Completion of Contract	
1	2	3	4	5	6	7	8	9	10	11	12
CEIP-1/G-12	Engineering Equipment -a) Levelling instrument with accessories (Total - 10 Nos) Total Station-) Total- 5 Nos)	Nos	a) Levelling instrument - 5 Nos.; b) Total Station-2 Nos	OTM(NCB)	PD	WB/IDA	0.015			June 2019	Program revised. Revised Procurement Plan (PP- 2016-1) was prepared and sent to WB on 27 February 2017
CEIP-1/G-13	Office equipment with accessories a) Multimedia Projector (Total 4 Nos), b) Air cooler- (Total-10 Nos), c) PABX Intercom System -1 Set, d) Photocopier 10 Nos. e) Fax- 10 Nos. f ) Scanner A3 Size 4 Nos., g) Spiral Binding machine 4 Nos, h) Plotter Ao Size-1 No.	Nos	a) MultiMedia Projector- 2 Nos, b) Aircooler- 5 Nos, c) Photocopier- 5 Nos, d) Fax-6 Nos, e) Scanner- 2 Nos, f) Spiral Binding Machine- Mos	OTM(NCB)	PD	WB/IDA	0.023			December 2018	Program revised. Revised Procurement Plan (PP- 2016-1) was prepared and sent to WB on 27 February 2017
CEIP-1/G-14	Procurement of Motor: Micro Bus – 1 No	Nos	Micro Bus – 1 No				0.06			December 2018	This is a new Package concurred by World Bank and entered into Revised Procurement Plan (PP- 2016-1).

HOPE=Head of the Procuring Entity PD=Project Director

## Annex 6 Component B 2: Estimated Schedule for Vacating Settlements for Works Package 1

Package 1 Polder 32 33 falls under Kuhlina and 35/1 and 35/3 under Bagerhat office.

	Resettlement Action Milestones	Responsible	Date Planned	Estimated Time (weeks) Required between Milestones	Date Actual	Actual Time Elapsed between Milestones
				Wks	Date	Wks
1	Nomination of PAVC members	XEN PMU FO Khulna and Bagerhat		1	15 Dec 2015	
2	Approval of PAVC members	PD		1	23 Dec 2015	1
3	PAVC Meeting to determine methodology to establish final rates	Convener PAVC / Sub divisional Engineer of PMU FO Khulna and Bagerhat		1	07 Jan 2016 (Khulna) 12 Jan 2016 (Bagerhat)	2-3
4	Communication with concerned departments to re-confirm published rates and receive endorsement letters Land = Deputy Commissioners Khulna and Bagerhat and Land Registration Office Structures = Director Public Works Department Khulna and Deputy Director Bagerhat Trees = Forest Department Crops = Agricultural Extension and Agricultural Marketing	Convener PAVC / Sub divisional Engineer of PMU FO Khulna and Bagerhat		2	27 Dec 2015 to 31 Dec 2015	In parallel
5	Meeting of PAVC rates and payment budget	Convener and members of PAVC		2	13 Mar 2016	8-9
6	Meeting to sign and forward rates and payment budget documentation	Convener and members of PAVC		0.5	16 Mar 2016	0.5

	<b>Resettlement Action Milestones</b>	<b>Responsible</b>	<b>Date Planned</b>	<b>Estimated Time (weeks) Required between Milestones</b>	<b>Date Actual</b>	<b>Actual Time Elapsed between Milestones</b>
7	Review of documentation received from PAVC and preparation of two types of budget for DC / payment of compensations for land, structures, trees, crops, fish stock, and Resettlement benefits *business income, resettlement and livelihood assistance.	PD		1	May 2016 (excluding land)	8
8	Instruction to transfer budget (A) to DC Kuhlina and DC Bagehrhat, and budget (B) to XEN PMU FOs Kuhlina and Bagerhat	PD		1	June 2016	3
9	Bank Transfer	Bank		0.2	June 2016	In parallel
10	DC to issue Notice No 7 a publishing schedule at sites of payments for budget (A) in form of account paid checks	DC Khulna and Bagerhat		2		
11	Fund release to PAHs of budget (A)	DC Khulna and Bagerhat		4		
12	XEN to issue Notice No 7 b publishing schedule at sites of payments for budget (B) in form of account paid checks	XEN PMU FOs Khulna and Bagerhat		2	August 2016	8
13	Fund release to PAHs of budget (B)	XEN PMU FOs Khulna and Bagerhat		4	Sept 2016	2-3
14	Vacating of resettlement sites by payment recipients	Resettlement recipients		8	Oct-Nov 2016 started; expected to be complete in May 2017	4-8 to start; another 26 weeks to complete
		Total		29.7		
		Total for first 1157 non-titled EPs				42-46 wks
		Total for all EPs				70-74 wks

## Annex 7 Governance Accountability and Action Plan

Issues/Risks/ Objective	Actions	Agency respon- sible	Timeline - Plan	Early Warning Indicators to Trigger Additional Action	Timeline - Actual	Remarks
<b>Institutional Risks</b>						
Need to <b>strengthen capacity</b> to handle large volume procurement, financial management, contract management, communications, and monitoring functions	Establish PMU with internally or externally hired staff as per the agreed Organogram.	BWDB	Key staff recruited 3-6 months after project effectiveness.	Delays in conduct of procurement, execution of contracts and processing of payments.	Effectiveness date Nov 2013. <b>PMU Staffing</b> <u>Project Director</u> – Dec 2013 appointed <u>Deputy PD</u> - <u>Procurement Spec</u> – Nov 2013 <u>Financial Management Spec</u> - originally March 2015-Feb 2016; filled again Apr 2017. <u>Sr. Environment Spec</u> –April 2015 <u>Sr. Social Spec</u> – original expert in place Oct 2014-Jan 2017. <u>Contract signed with the replacement in Aug 2017.</u> <u>Sr. Revenue Officer</u> – August 2014 <u>Communication Officer</u> – Fresh EOI Jan 2016; Evaluation of CVs sent to WB end Dec 2016. <u>Contract signed 29 Mar 2017 but subsequently withdrew.</u> <u>Sr. Forestry Spec.</u> – Draft contract signed 14 July 2017 <u>Social Spec./Econ (Field)</u> – Contract signed 20 July 2017 and on board <u>Environment Specialist (Field)</u> – TOR & EOI notice approved by WB 28 Dec 2016. More CVs invited since response on 14 March 2017 was only two CVs. Procurement on process.	FM Specialist resigned on 29 Feb 2016; replacement joined on 24 Apr 2017.  Sr. Social Specialist resigned on 02 Jan 2017; Draft contract signed w/replacement.  Most of the PMU staff have been recruited. Remaining in process.  Procurement of Long Term Monitoring, Research and Analysis of Bangladesh Coastal Zone still in process.

Issues/Risks/ Objective	Actions	Agency respon- sible	Timeline - Plan	Early Warning Indicators to Trigger Additional Action	Timeline - Actual	Remarks
	<p>Retain existing consultants or engage new consultants for design, construction supervision</p> <p>Contract Third Party M&amp;E functions</p> <p>Increase frequency of Bank supervision missions, especially during the first 2 years.</p>	<p>BWDB</p> <p>BWDB</p> <p>WB</p>	<p>Contracted 1<sup>st</sup> year;</p> <p>Contracted 2<sup>nd</sup> year</p> <p>At least twice a year</p>		<p><b>Consultancies:</b> Procurement Panel – fully in place since 2014 DDCS&amp;PMSC contracted January 2015 M&amp;E Consultant contracted Oct 2015 <a href="#">IPOE – 2 of 5 Members in place</a></p> <p><b>World Bank Missions:</b> Start (FY 2013/14)– 1 mission PY1 (FY 2014/15)– 1 mission PY2 (FY 2015/16)– 2 missions PY3 (FY 2016/17)– 2 missions plus sector-specific missions</p>	
Need for proactive provision of <b>information</b> and enhanced transparency	<p>Appoint a Communication Specialist as part of the PMU to act as RTI officer (until BWDB engages an RTI officer) in accordance with the RTI Act.</p> <p>Quarterly Reporting on Project Implementation by PMU</p> <p>Set up a website and provide regular information on project performance as well as procurement information</p>	<p>BWDB</p> <p>BWDB</p> <p>BWDB</p>	<p>3 -6 months after project effectiveness</p> <p>Quarterly</p> <p>Website set up by end of Year 1. Website regularly updated</p>	<p>Lack of information officer or frequent replacement</p> <p>Delays in establishment of website/ publishing information</p>	<p>Communication Officer signed on, but then withdrew before joining (March 2017). Recruitment in process.</p> <p>First QPR submitted in Feb 2016 for period ending Dec 2015. QPRs routinely being prepared.</p> <p>From inception, notices and procurement results being posted on BWDB website and CPTU website (Ministry of Planning) or UN Development Business. New, easier-to-navigate BWDB website is under development. M&amp;E Consultants have piloted a partial beta version of a web-based PMIS in November 2016.</p>	

Issues/Risks/ Objective	Actions	Agency respon- sible	Timeline - Plan	Early Warning Indicators to Trigger Additional Action	Timeline - Actual	Remarks
<b>Procurement Risks</b>						
Reduce risk of corruption in <b>procurement</b> .	Retain design of few contracts processed in Dhaka to enhance scrutiny	BWDB	On-going	Procurement red flags in ex ante and ex post review	Procurement packages have been aggregated in size to facilitate scrutiny.	PMU understands and follows procedures that safeguard procurement processes.  Replacement made April 2015 after expert did not renew contract.
	Publish/agree detailed mapping of procurement processes, including finite list of who has access to documents when in the process	BWDB	On-going	Inconsistencies with 'need to know' principles in procurement mapping, evidence of unauthorized access to information	Documentation and mapping of processes completed December 2015.	
	Enforce ICB procurement guidelines for documentation, timelines, and transparency	BWDB, Bank	On-going		ICB guidelines are enforced.	
	Appoint a Procurement Panel	BWDB	3-6 months after project effectiveness	Panel members not recruited	Int'l Proc. Expert – Nov 2013 Nat'l Proc. Expert – Nov 2013 Int'l Technical Exp. – 2013, with replacement in April 2015	
	Enhance complaints mechanism with reporting established and follow-up guidelines	BWDB	On-going	Nature and frequency of complaints	GRC membership composition confirmed in Dec 2015. Fifteen (15) GRC formed in Package 01 area. There are 66 grievances received starting in September 2016. All grievance have been addressed and solved	
Potential for or reduce risks of <b>conflict of interest</b> among participants in procurement	Declarations of no conflict of interest by BWDB personnel, including members of PP and bidders  Review statements of financial	BWDB	BWDB personnel by effectiveness; bidders at submission		Complied on rolling basis as staff, consultants and contractors join.	Periodic renewal of COI declaration may be considered.



Issues/Risks/ Objective	Actions	Agency respon- sible	Timeline - Plan	Early Warning Indicators to Trigger Additional Action	Timeline - Actual	Remarks
	interests encompassing key project staff	BWDB	Within one month of submission		Not a separate declaration from COI above.	
	Require bidders' statements concerning agents and other possible connections to persons involved with procurement.	BWDB	At bidding stage		Complied on ongoing basis.	
<b>Contract Execution and Project Management Risks</b>						
Avoid collusion of parties involved and ensure transparent management of contracts	<p>BWDB website includes information on contract execution (e.g. gross estimate of completion of works etc.)</p> <p>Establish enhanced complaints mechanism, including ICT</p> <p>Numerous levels of scrutiny:</p> <ul style="list-style-type: none"> <li>- PD serve as Employer's representative</li> <li>- Construction Supervision Consultant as Engineer</li> <li>- Nominate Resident Engineers at the site</li> <li>- M&amp;E Consultant to oversee project performance</li> </ul>	<p>BWDB</p> <p>BWDB</p> <p>Construc tion Consult- ants, M&amp;E</p>	<p>As information becomes available</p> <p>By project effectiveness</p>	<p>Website does not include updated information</p>	<p>Complied on ongoing basis, as information is available. Please see <a href="http://cptu.gov.bd">cptu.gov.bd</a> website. Select "Contract Award Notices", MOWR, BWDB. Services have not been uploaded here, but were uploaded to UN Development Business.</p> <p>In process of being developed.</p> <p>In place: PD – Nov 2013 to Feb 2016 New PD appointed – Feb 2016</p> <p>DDCS&amp;PMSC – Jan 2015</p> <p>REs nominated – Jan 2015</p> <p>M&amp;E – Nov 2015</p>	<p>In the future, services will also be uploaded to <a href="http://cptu.gov.bd">cptu.gov.bd</a> website within the 30 day window after contract signing.</p>

Issues/Risks/ Objective	Actions	Agency respon- sible	Timeline - Plan	Early Warning Indicators to Trigger Additional Action	Timeline - Actual	Remarks
<b>Fraud and Corruption in Delivery of RAP Benefits</b>						
Potential for improper targeting of beneficiaries and/or false delivery	Contract out implementation of RAP to experienced NGOs, with reputable track record for similar programs	NGOs	Contract in place	Reviewers (BWDB, WB) receive plausible complaints borne out by frequency or other corroboration	DDCS&PMSC has KMC on its team, charged with looking after the RAP implementation (since Jan 2015).	There were some complaints but DDCCS&PMS Consultant has undertaken preliminary investigation.
	Ensure third party monitoring by the M&E Consultants	M&E	Contract in place		M&E Consultants in place Nov 2015 and developed a Comprehensive M&E Strategy which is being implemented.	
	Conduct survey among beneficiaries	M&E	Unit in place by effectiveness or before	Survey results identify improprieties	Baseline survey designed; implemented in second quarter 2016.	
	Enhance complaints mechanism, including use of ICT	M&E	Designated office in place by effectiveness, begin implementing expanded disclosure plan three months after effectiveness		In process of being developed.	
	Suo moto disclosure of information	BWDB			Communication Officer REOI re-advertised in January 2016. Contract signed in March 2017, but expert withdrew before joining. Recruitment in process.	

## Annex 8 Key Performance Indicators and Targets per PAD/DPP

### Results Framework and Monitoring

Project Development Objectives															
Indicator Name	Core	Unit of Measure	Base line	Cumulative Target Values								Fre- quency	Data Source/ Meth.	Responsible for Data Collection	Remarks
				YR1 14/15	YR2 15/16	YR3 16/17	YR4 17/18	YR5 18/19	YR6 19/20	YR7 20/21	End Target				
Gross area protected		1000 x ha	-	-	-	-	36.5	67.7	77.9	100.8	100.8	Annual	BWDB	M&E	
<i>Achievement</i>				-	-	-									
Direct project beneficiaries from increased resilience to climate change (number) of which female (percentage) %	X	1000 x person	0	0	0	0	230	480	530	760	760 (50%)	Annual	BWDB	M&E	
<i>Achievement</i>				0	0	0									
Increase cropping intensity		(%)	140	-	-	-	155	167	171	180	180	Annual	BWDB	M&E	
<i>Achievement</i>				-	-	-									
Contingent Emergency Appropriation		Triggered, if requested [Y/N]	NA	NA	NA	NA	NA	NA	NA	NA	NA	NA	BWDB	NA	
<i>Achievement</i>				NA	NA	NA									

Intermediate Results Indicators															
Indicator Name	Core	Unit of Measure	Base line	Cumulative Target Values								Fre- quency	Data Source/ Meth.	Responsible for Data Collection	Remarks
				YR1 14/15	YR2 15/16	YR3 16/17	YR4 17/18	YR5 18/19	YR6 19/20	YR7 20/21	End Target				
Length of upgraded embankment		km	0	-	20	121	309	452	551	623	623	Annual	BWDB	M&E	
<i>Achievement</i>				-	0.8	27.9									27.9 kms done; 60.4 kms in process
Drainage structures replaced and upgraded		No.	-	-	3	23	59	89	113	129	129	Annual	BWDB	M&E	
<i>Achievement</i>				-	0	3									Excluding gates and CC blocks; another 8 in progress
Regulators upgraded		No.	-	-	4	28	73	106	123	134	134	Annual	BWDB	M&E	
<i>Achievement</i>				-	0	0									2 nos. in progress
Flushing inlets upgraded		No.	0	-	9	52	127	178	214	244	244	Annual	BWDB	M&E	
<i>Achievement</i>				-	0	1									Excluding gates / CC blocks; another 1 in progress
Length of Drainage Channels upgraded		Km	0	-	27	157	381	540	681	794	794	Annual	BWDB	M&E	
<i>Achievement</i>				-	0	11									Ratio length
Area restored re/afforested	X	ha	-	-	-	-	-	100	200	300	300	Annual	BWDB	M&E	
<i>Achievement</i>				-	-	-									

Intermediate Results Indicators																
Indicator Name	Core	Unit of Measure	Base line	Cumulative Target Values								End Target	Fre-quency	Data Source / Meth.	Responsible for Data Collection	Remarks
				YR1 14/15	YR2 15/16	YR3 16/17	YR4 17/18	YR5 18/19	YR6 19/20	YR7 20/21						
Water Management Organization (WMO)		Nb.	0	-	-	-	1	2	3	4	4	Annual	BWDB	M&E/NGO		
<i>Achievement</i>				-	-	-										
Improved coastal monitoring		Studies	Ltd. data					1		2	2	Annual	BWDB	M&E		
<i>Achievement</i>				-	-	-										
BWDB days of training provided	X	No.	0	20	40	60	80	100	120	140	160	Annual	BWDB		Project total needs to be 140 (or PY7 should be 160).	
<i>Achievement</i>				33 (341)	33 (341)	33 (341)									Reported duration in days (plus person-days)	
Client days of training provided - Female	X	No.	0								60	Annual	BWDB			
<i>Achievement</i>				33 (66)	33 (66)	33 (66)									Reported duration in days (plus person-days)	
Grievance Redress Committee (GRC)		No.	0		4		10	13	17			Annual	BWDB	M&E/NGO		
<i>Achievement</i>					4 (15 GRC)	4 (15 GRC)									GRC formation undertaken for Polders 32, 33, 35/1 and 35/3. Not yet formed for Pkg 02 polders.	

## Annex 9 List of DDCS&PMS Consultant Reports

### Reports submitted During the April-June 2017 Quarter

Sl No	Name of Reports Comments	Date
1.	Progress Report Month of March 2017	12 April, 2017
2.	Progress Report Month of April 2017	24 May, 2017
3.	Progress Report Month of May 2017	28 June, 2017
4.	EIA Report of Polder 34/3 (Package-3)	31 March, 2017
5.	EIA Report of Polder 17/1 (Package-3)	17 April, 2017
6.	EIA Report of Polder 17/2 (Package-3)	17 April, 2017
7.	EIA Report of Polder 23 (Package-3)	17 April, 2017
8.	Submission of Documents Related to Social Safeguards	02 May, 2017
9.	Submission of Draft Design Report and Detailed Drawings of Drainage Sluice DS-4A PL-17/2 Pkg-3	03 May, 2017
10.	Re-submission of Draft Design Report and Detailed Drawings of Drainage Sluice DS-4A PL-17/2 Package-3	03 May 2017
11.	Submission of Report on Resolving of Grievances of Package-1	3 May 2017
12.	Request to pay the 5% Advance of Contract Package-2	7 May 2017
13.	Submission of IPC No. 6 under Contract No. CEIP-1/W-01 for further processing and payment	7 May 2017
14.	Regarding non-fulfilment of conditions as Specified in Particular Conditions and Sub-clause 14-2	7 May 2017
15.	Technical Report on Assessment of Additional Bank Protection Works in Package-1	8 May 2017
16.	Re-submission of IPC no. 6 Package-1	11 May 2017
17.	Submission of Draft Environmental Impact Assessment Reports of Polders- 14/1, 15 and 16 of	14 May 2017
18.	Re-submission of Request to pay the 5% Advance of Contract Package-2	14 May 2017
19.	Submission of Field Visit Report of Mr. Abu Bakr Siddiqui	
20.	Detailed Design of Emergency Embankment Ring Dyke Works Estimate and Technical Report	16 May 2017
21.	Submission of Draft Report on status of Land Ownership and Land taking –over under existing	17 May 2017
22.	Technical Report on Assessment of Additional Bank Protection Works in Package-1	17 May 2017
23.	Deadline date for the submission of ESMAP documents for the six Polders of Package-3	17 May 2017
24.	Mission Report by Anders Malmgren-Hansen, Environmental Specialist CEIP-1, Package-1 &	18 May 2017
25.	Improvement of Environmental Compliance of Package-1, for the sake of upcoming IPC-7	23 May 2017
26.	Detailed Design of Emergency Embankment Slope Protection Works Polder-33, Estimate and	25 May 2017
27.	Minutes of the Progress review meeting held on 24-05-2017 in the office of the Construction	28 May 2017
28.	Request to submit the Progress Report over March, April and May 2017, CHWE	28 May 2017
29.	Urgent Improvement of Environmental Compliance of Package-1	28 May 2017
30.	Field visit Report of Deputy Team Leader from 20 May 2017 to 24 May 2017 on Polders 32, 33, 35/1 and 35/3 Package-1	28 May 2017
31.	Proposal for dropping land from the original Land Acquisition Plan and stoppage of payment of	28 May 2017
32.	I propose a meeting to discuss the aspects of steel gates under purchase in mainland China,	29 May 2017
33.	Increase length of emergency work at chainage 10.050 from initially 150m to 175m of Polder 35/3	30 May 2017
34.	Field visit Report of Environmental Monitoring on Polders-33, and 35/3 of Package-1	30 May 2017
35.	Submission of Draft Detailed Design and Drawings of 01 (one) Drainage Sluice under Polder 17/2 of Package-3 under CEIP-1	01 June 2017
36.	Submission of Detailed Design of Emergency Embankment Slope Protection Works in Polder 33 Package-1	01 June 2017
37.	Submission of Detailed Drawings for Emergency Embankment Slope Protection Works in Polder 35/3 Package-1	03 June, 2017
38.	Submission of Draft ESMAP Reports for 6 Polders of Package-2	05 June, 2017
39.	Environmental Compliance Contract Package-1	12 June, 2017

SI No	Name of Reports Comments	Date
40.	Submission of Proposal for Modified Contract for Consultants Services for Re-allocation of Remuneration and Reimbursable Expenses for Consultancy Services for DDCCS and PMS under CEIP-1: Contract No. CEIP-1/B2 B3 & C1/S2	12 June, 2017
41.	Estimate for Repairing Cost of Garage Building at BWDB colony, Nurnagar, Khulna and Construction of 40mm thick Patent stone flooring at North- East side(2nd floor roof Top)	12 June, 2017
42.	Updated S-Curve	13 June, 2017

### Reports submitted Prior to the April-June 2017 Quarter

SI No	Name of Reports Comments	Date
	<b>Inception Report</b>	
43.	Inception Report	22 March, 2015
44.	Inception Report	6 May, 2015
	<b>Progress Reports</b>	
45.	Progress Report Month of April, 2015	11 June, 2015
46.	Progress Report Month of May, 2015	28 June, 2015
47.	Progress Report Month of June, 2015	17 August, 2015
48.	Progress Report Month of July, 2015	26 August, 2015
49.	Progress Report Month of August, 2015	15 September, 2015
50.	Progress Report Month of September, 2015	10 November, 2015
51.	Progress Report Month of October, 2015	18 November, 2015
52.	Progress Report Month of November, 2015	23 December, 2015
53.	Progress Report Month of January, 2016	24 March, 2016
54.	Progress Report Month of February, 2016	16 April, 2016
55.	Progress Report Month of March, 2016	21 April, 2016
56.	Progress Report up to 17 April, 2016	18 April, 2016
57.	Progress Report Month of April, 2016	15 May, 2016
58.	Progress Report up to 26 May 2016	26 May, 2016
59.	Progress Report Month of May, 2016	14 June, 2016
60.	Progress Report Month of June, 2016	30 June, 2016
61.	Progress Report Month of July, 2016	13 August, 2016
62.	Progress Report Month of August, 2016	18 September, 2016
63.	Progress Report Month of September, 2016	17 October, 2016
64.	Progress Report Month of October, 2016	09 October, 2016
65.	Progress Report Month of November, 2016	14 December, 2016
66.	Progress Report Month of December, 2016	10 January, 2017
67.	Progress Report Month of January, 2017	11 February, 2017
68.	Progress Report Month of February, 2017	16 March, 2017
	<b>Grievance Reports</b>	
69.	Resolving of Grievances (Package-1)	3 March, 2017
	<b>Construction Progress Report (submitted by Contractor and not updated yet as per Consultants recommendations)</b>	
70.	Construction Progress Report Month of February, 2016	13 April, 2016
71.	Construction Progress Report Month of March, 2016	13 April, 2016
72.	Construction Progress Report Month of April, 2016	25 May, 2016
	<b>Annual Report</b>	
73.	Annual Report Year of 2015	13 March, 2016

Bangladesh Water Development Board (BWDB)  
Coastal Embankment Improvement Project, Phase-1 (CEIP-1)

Sl No	Name of Reports Comments	Date
	<b>Design Report and Drawings</b>	
74.	Design Report for Package-2	02 February, 2016
75.	Design Report on River Bank Protection Works	
76.	Design Report for RBPW in Polder 32	12 January, 2016
77.	Design Report for RBPW in Polder 33	12 July 2015
78.	Design Report for RBPW in Polder 35/3	12 January, 2016
	<b>Environmental Impact Assessment (EIA)</b>	
79.	EIA Report of Polder 39/2C	14 January, 2016
80.	EIA Report of Polder 39/2C	23 February, 2016
81.	EIA Report of Polder 40/2	24 March, 2016
82.	EIA Report of Polder 40/2	24 May, 2016
83.	EIA Report of Polder 41/1	19 March, 2016
84.	EIA Report of Polder 41/1	30 March, 2016
85.	EIA Report of Polder 39/2C	23 Aug, 2016
86.	EIA Report of Polder 40/2	03 Sep, 2016
87.	EIA Report of Polder 41/1	04 Sep, 2016
88.	EIA Report of Polder 43/2C	30 Sep, 2016
89.	EIA Report of Polder 47/2	26 Dec, 2016
90.	EIA Report of Polder 41/1 (Package-2)	14 Feb, 2017
91.	EIA Report of Polder 39/2C (Package-2)	14 Feb, 2017
92.	EIA Report of Polder 40/2 (Package-2)	14 Feb, 2017
93.	EIA Report of Polder 41/1 (Package-2)	14 Feb, 2017
94.	EIA Report of Polder 43/2C (Package-2)	14 Feb, 2017
95.	EIA Report of Polder 47/2 (Package-2)	14 Feb, 2017
96.	EIA Report of Polder 48	14 Feb, 2017
	<b>LAP/RAP Reports</b>	
97.	In the period February 2015 up to August 2016, various LAP/RAP reports have been prepared and submitted.	Various
98.	Resettlement Action Plan (RAP) for Package-2	23 August, 2016
	<b>Mathematical Modelling Reports</b>	
99.	In the period February 2015 up to August 2016 various reports on the mathematical modelling have been prepared and submitted.	Various
	<b>Field visit reports</b>	
100.	In the period February 2015 up to July, 2016 various visit reports have been prepared and submitted.	Various
	<b>Memo's on specific subjects</b>	
101.	In the period February 2015 up to August 2016 various Memo's with a special subject have been prepared and submitted.	Various
	<b>Minutes of Meetings</b>	
102.	In the period February 2015 up to June 2016 various MoM's have been prepared and submitted.	Various
	<b>Relocation Plan</b>	
103.	Strategy and Action Plan for Permanent Relocation of Displaced Squatters and Other Entities at Polders under Package-1	27 August, 2016
	<b>Payment Modality Report</b>	
104.	Payment Modality of Compensation to the Entitled Persons	14 August, 2016



