

Coastal Embankment Improvement Project, Phase-1 (CEIP-1)

CEIP-1 Project Office, Road 18, House 36, Flat D-1, Block J, Banani, Dhaka 1213, Bangladesh

Return address: Postbus 151, 6500 AD, Nijmegen, The Netherlands

HASKONINGDHV NEDERLAND B.V.

RIVERS, DELTAS & COASTS

To

Mr. Syed Hasan Imam, PEng

Project Director

Project Management Unit CEIP-1, BWDB

Pani Bhaban, Level-10, Block-G,

72 Green Road, Panthapath,

Dhaka-1215, Bangladesh

Jonkerbosplein 52

Postbus 151

Nijmegen 6500 AD

The Netherlands

+31 (024) 328 42 84

Telephone

info@rhdhv.com

E-mail

www.royalhaskoningdhv.com

Internet

Gooi-, Eem- en Flevoland 56515154

CoC

Your reference : None
Our reference : RDCOR_BC5883-100_L004827_JHL_AAM
Direct line : 0193-5146-720
E-mail : harrie.laboyrie@rhdhv.com
Date : 14th December 2023
Enclosure(s) : As stated


Subject : Progress Report for the Month of November 2023 of Consultancy Services for Detailed Design, Construction Supervision and Project Management Support for Coastal Embankment Improvement Project, Phase-1 (CEIP-1).

Dear Mr. Syed Hasan Imam,

With reference to our mutual agreement for the above mentioned project, we have the pleasure in submitting herewith 10 (Ten) copies coloured Progress Report in original for the month of November 2023.

We trust to have informed you satisfactorily.

Yours Sincerely,



Jean Henry (Harrie) Laboyrie

Team Leader, CEIP-1

Detailed Design Construction Supervision and Project Management Support

Copy to:

1. Office copy



Coastal Embankment Improvement Project, Phase-1 (CEIP-1)



**Consultancy Services for Detailed Design, Construction
Supervision and Project Management Support**

**Progress Report No. 103
Month of November 2023**

Table of Contents

Table of Contents	i
List of Tables	iv
List of Figures	vi
Abbreviations and Acronyms	1
1. Executive Summary	4
1.1 General	4
1.2 Implementation of Works under Package W/01 and Package W/02	4
1.2.1 Package W/01 Implementation	4
1.2.2 Package W/02 Implementation	6
1.3 Other tasks of Consultants'	7
1.4 Key challenges and risks and recommendations	8
1.4.1 Key Challenges and Risks	8
1.4.2 Recommendations	9
1.5 Contractual Tasks of DDCCS & PMS Consultants	10
2. Summary of Key Achievements during the reporting month	11
2.1 Package-1	11
2.2 Package-2	12
2.3 Package-3	14
2.4 DDCCS & PMS Consultancy Services	14
3. Project Progress	15
3.1 Task A: Review and updated the designs bidding documents and related environmental and social plans (EIAs, EMPs and RAPs) already prepared....	15
3.1.1 Review and update of Design of Package-1	15
3.1.2 RAP Implementation Package-1	15
3.1.3 Grievance Redress Mechanism (GRM)	16
3.1.4 Status of Land Acquisition of Package-1	17
3.1.5 Land Acquisition for Package-2	18
3.1.6 Implementation of RAP for Package-2	19
3.1.7 Implementation Activities	19
3.1.8 Payment of Compensation / Resettlement Benefits for Package-2	19
3.1.9 Payment of Compensation under Law (CUL), Package-2	19
3.1.10 Relocation Status of Package-2	20
3.1.11 Grievance Redress Mechanism (GRM)	20
3.1.12 Preparation of EIA of Package-1	20

3.2 Task B: Prepare Design, Bid Documents, EIAs, RAP, etc. for Package-2 Polders	20
3.2.1 Data processing and reviewing the shop drawings	20
3.2.2 Design status of Package-2	21
3.2.3 Preparation of EIA of Package-2	21
3.2.4 Preparation of Monthly Progress Report (MPR) of Environmental issues for the month of November 2023	21
3.2.5 Approval of renewal of ECC for Polders of CEIP-1	21
3.2.6 Conduct of various environment-related works	21
3.2.7 Environment-related information, Package-2 for November 2023	21
3.2.8 Information of working areas, no. of workers involved (both local and expatriate) of Package-2, CEIP-1	22
3.2.9 Noise Measurement, Package-2	23
3.2.10 Information on Grievance Collection Box (GCB)	25
3.2.11 Recording of Workers' History	26
3.2.12 Progress of Mechanical Works	26
3.3 Task B: Prepare Design, Bid Documents, EIAs, RAP, etc. for Package-3 Polders	27
3.3.1 Design	27
3.3.2 Bidding Document of Package-3	28
3.3.3 Preparation of EIA of Package-3	28
3.3.4 RAP Preparation of Package-3	28
3.3.5 LAP Preparation for Package-3	28
3.4 Task C: Supervise Construction & Administer Contract of Package-1	28
3.4.1 Introduction	28
3.4.2 Physical Progress (Milestone Matrix)	30
3.4.3 Finances of Contractor Package-1	42
3.4.4 Emergency Works in Package-CEIP-1/W-01	42
3.5 Task C: Supervise Construction & Administer Contract of Package-2	53
3.5.1 Introduction	53
3.5.2 Physical Progress (Milestone Matrix)	54
3.5.3 Deployment List of Contractor Personnel	65
3.5.4 Equipment mobilization	65
3.5.5 Construction of Regional Office Building at Patuakhali, Kalapara and Pathorghata	67
3.5.6 Emergency works in different Polders	67
3.5.7 Finance (Invoices) Contractor Package-2	77
3.5.8 Contract Modifications	78

3.5.9 Tentative Forecast of Payment of Package-2:.....	79
3.6 Task D: Project Management Support Services.....	79
3.6.1 Financial Projection.....	79
3.6.2 Modification of Consultancy Contract	80
3.6.3 Staffing and staff changes approved or in process during the month	80
3.6.4 Monthly Tentative Forecast of Payment for DDCCS & PMS Consultants:	82
3.6.5 Finance (Invoices) RHDHV/DDCCS & PMS Consultants	82
Annex 1: Updated Physical Site Works: Package-1& 2	84
Annex 2: Labour Influx Report	86
Annex 3: Key Performance Indicators and Targets per PAD/RDPP	95

List of Tables

Table 3-1: Payment of Resettlement Benefit to squatter in Package-1.....	15
Table 3-2: Polder- wise payment of CUL made by DCs Khulna & Bagerhat till November 2023....	15
Table 3-3: Updated Relocation Status as of November 2023.....	16
Table 3-4: The status of complaints/cases received and resolved by GRC under Package-1	16
Table 3-5: Status of land acquisition for 4 four Polders under Package-1	17
Table 3-6: Status of land acquisition for Package-2	18
Table 3-7: Payment of Resettlement Benefit to squatter in Package-2.....	19
Table 3-8: Polder- wise payment of CUL till November 2023.....	19
Table 3-9: Status of relocation in Package-2	20
Table 3-10: The status of complaints/cases received and resolved by GRC	20
Table 3-11: Environment-related Information Package-2 for November 2023.....	22
Table 3-12: Work site information of Package 2, CEIP-1 during the period from 1 st November 2023 to 30 th November 2023	22
Table 3-13: Noise Records of Polder 39/2C for the Month of November 2023	23
Table 3-14: Noise level of Polder 40/2 for the Month of November 2023	24
Table 3-15: Noise level of Polder 43/2C for the Month of November 2023.....	24
Table 3-16: Noise level of Polder 48 for the Month of November 2023	25
Table 3-17: Information on grievances of the GCBs in Package-2.....	26
Table 3-18: Status of Design for Package-3	27
Table 3-19: Physical Works Status of Package-1 as of November 2023	30
Table 3-20: Polder wise Physical Works status of Package-1 as of November 2023	31
Table 3-21: Detailed information of Construction Status of Embankment of Package-1	32
Table 3-22: Detailed information of Slope Development Status of Paved Road Stretches of Package-1	34
Table 3-23: Detailed information of Construction Status of Drainage Channel of Package-1	34
Table 3-24: Detailed information of Construction Status of Drainage Sluices of Package-1	35
Table 3-25: Detailed Information of Construction Status of Flushing Sluices of Package-1.....	36
Table 3-26: Detailed Information for Repairing of Drainage & Flushing Sluices of Package-1	37
Table 3-27: Detailed Information of Slope Protection Works of Package-1	38
Table 3-28: Detailed Information of Bank Protection Works of Package-1	39
Table 3-29: Detailed Information of Construction of Closure Dam of Package-1.....	39
Table 3-30: CC Blocks Production as of November 2023	41
Table 3-31: Tentative forecast of Payment for FY 2022-23 of Package-1	42
Table 3-32: Summary of Emergency works under the head of "Environmental Mitigation Works".	43
Table 3-33: Summary of Emergency works under the head of "Physical Contingency (Emergency Work)" as per Work Order issued.	43
Table 3-34: Details of Emergency Works under the head of "Environmental Mitigation Works" ..	44
Table 3-35: Detailed of Emergency Works under the head of "Physical & Price Contingencies"...	46
Table 3-36: Physical Works Status of Package-02 as of November 2023	54
Table 3-37: Polder wise Physical Works status of Package-2 as of November 2023	55
Table 3-38: Chainage wise Detailed Information of Construction of Embankment for Package-2	56
Table 3-39: Detailed information of Slope Development Status of Paved Road Stretches of Package-2	59
Table 3-40: Channel Wise detailed Information for Construction of Drainage Channel for Package-2	60
Table 3-41: Detailed Information of Construction Status of Drainage Sluice for Package-2.....	61
Table 3-42: Detailed Information of Construction Status of Flushing Sluice for Package-2.....	62
Table 3-43: Detailed Information of Repair of Drainage & Flushing Sluice for Package-2.....	63
Table 3-44: Detailed Information for Slope Protection Work for Package-2	63

Table 3-45: Detailed Information Bank Protection Work for Package-2.....	64
Table 3-46: Detailed Information Construction of Closure Dam for Package-2	64
Table 3-47: CC Blocks Production as of November 2023	65
Table 3-48: Contractor Staffs available in Package-2.....	65
Table 3-49: Mobilisation List of Equipment for Package-2.....	66
Table 3-50: Summary of Emergency works under the head of "Environmental Mitigation Works" 68	
Table 3-51: Summary of Emergency works under the head of "Physical Contingency (Emergency Works)" as per Work Order issued.....	68
Table 3-52: Detailed of Emergency Works under the head of "Provisional Sum"	69
Table 3-53: Detailed of Emergency Works under the head of "Physical & Price Contingency"	69
Table 3-54: Overview of Staffing (including Proposed Replacements)	80
Table 3-55: Tentative forecast of payment for DDCCS & PMS Consultants for FY 2023-2024	82
Table 3-56: Overview of Consultants Invoices since Project Inception.....	82

List of Figures

Figure 1-1: Polder wise Progress of Package-1	5
Figure 1-2: Polder wise Progress of Package-2	7
Figure 3-1: Item Wise Progress of Package-1	29
Figure 3-2: Construction/Re-sectioning of Embankment of Package-1	40
Figure 3-3: Drainage Channel of Package-1	40
Figure 3-4: Construction of Drainage Sluices of Package-1	40
Figure 3-5: Construction of Flushing Sluice of Package-1	40
Figure 3-6: Construction of Slope Protection of Package-1	40
Figure 3-7: Construction of Bank Protection works of Package-1	40
Figure 3-8: CC Blocks Production of Package-1	40
Figure 3-9: Completed Embankment of Polder-32	41
Figure 3-10: Completed Slope Protection Works in Polder-32	41
Figure 3-11: Completed Slope Protection Works in Polder-35/1	41
Figure 3-12: Nalian Closure Dam of Polder-32	41
Figure 3-13: Completed 6 vent DS of Polder-35/3	41
Figure 3-14: Completed Embankment with afforestation of Polder-35/1	42
Figure 3-15: Afforestation of Polder-35/3	42
Figure 3-16: Item Wise Progress of Package-2	53
Figure 3-17: Construction/Re-sectioning of Embankment of Package-2	64
Figure 3-18: Construction of Drainage Channel of Package-2	64
Figure 3-19: Construction of Drainage Sluice of Package-2	64
Figure 3-20: Construction of Flushing Sluice of Package-2	64
Figure 3-21: Construction of Slope Protection of Package-2	65
Figure 3-22: Construction of River Bank Protection of Package-2	65
Figure 3-23: CC Blocks Production of Package-2	65
Figure 3-24: Turfing work for k13+100-k15+000 in Polder-40/2	66
Figure 3-25: Turfing work for k12+000-14+000 in Polder-43/2C	66
Figure 3-26: Complete Drainage Sluice DS-1 in Polder-40/2	66
Figure 3-27: Slope & Bank Protection work in Polder-39/2C	66
Figure 3-28: Slope Protection work from KM 30+800 to Km 31+450 in Polder-48	67
Figure 3-29: Closure across the Hetalia Khal (DS-11) of Polder-48	67
Figure 3-30: Completed DS-4 of Polder-41/1	67
Figure 3-31: Completed Embankment of Polder-40/2	67
Figure 3-24: Line Diagram of Polder-39/2C	71
Figure 3-25: Line Diagram of Polder-40/2	72
Figure 3-26: Line Diagram of Polder-41/1	73
Figure 3-27: Line Diagram of Polder-43/2C	74
Figure 3-28: Line Diagram of Polder-47/2	75
Figure 3-29: Line Diagram of Polder-48	76

Abbreviations and Acronyms

ARIPO	Acquisition and Requisition of Immovable Property Ordinance
BADC	Bangladesh Agriculture Development Corporation
BARI	Bangladesh Agriculture Research Institute
BBS	Bangladesh Bureau of Statistics
BIWTA	Bangladesh Inland Water Transport Authority
BoQ	Bill of Quantities
BRRI	Bangladesh Rice Research Institute
BTM	Bangladesh Transverse Mercator
BWDB	Bangladesh Water Development Board
BM	Benchmark
CC	Climate Change or Cement Concrete (no re-bar, e.g., CC blocks)
CCL	Cash Compensation under Law
CDP	Coastal Development Policy
CDMP	Comprehensive Disaster Management Program
CDS	Coastal Development Strategy
CDSP	Char Development and Settlement Project
CEGIS	Centre for Environmental and Geographic Information Services
CEIP-1	Coastal Embankment Improvement Project – Phase 1
CEP	Coastal Embankment Project
CERP	Coastal Embankment Rehabilitation Project
CES	Coastal Embankment System
CPP-I	Cyclone Protection Project - I
CPP-II	Cyclone Protection Project - II
CUL	Compensation under Law
CZE	Coastal Zone Embankment
CZPo	Coastal Zone Policy
CZWMP	Coastal Zone Water Management Program
CSPS	Cyclone Shelter Preparatory Study
DAE	Department of Agriculture <i>Extension</i>
DC	Deputy Commissioner
DDCS&PMS	Detailed Design Construction Supervision and Project Management Support (RHDHV)
DEM	Digital Elevation Model
DevCon	DevConsultants Ltd. Bangladesh Consultants
DHI	Danish Hydraulic Institute, Denmark
DLR	Director Land Records
DoE	Department of Environment
DoF	Department of Fisheries
DPM	Design Planning & Management Consultants
EAP	Environmental Action Plan
ECRRP	Emergency Cyclone Recovery and Restoration Project
EDP	Estuary Development Program
EHS	Environmental Health and Safety
EIA	Environmental Impact Assessment
EMA	External Monitoring Agency

EMP	Environmental Management Plan
EPG	Embankment Protection Group
EPs	Entitled Persons
ES	Embankment Settlers
FAP-7	Flood Action Plan -7
FCDI	Flood Control Drainage & Irrigation
FGD	Focus Group Discussion
FFG	Foreshore Forestry Group
GoB	Government of Bangladesh
GPP	Guidelines for People's Participation
GPS	Global Positioning System
GRM	Grievances Redress Mechanism
GRRP	Gorai River Restoration Project
IBRD	International Bank for Reconstruction & Development
ICB	International Competitive Bidding
ICZM	Integrated Coastal Zone Management
ICZMP	Integrated Coastal Zone Management Plan
ICZMP	Integrated Coastal Zone Management Program
IDA	International Development Agency
IESCs	Important Environmental and Social Components
IoL	Inventory of Losses
IPC	Interim Payment Certificate (invoice of Contractor)
IPSWAM	Integrated Planning for Sustainable Water Management
IWM	Institute of Water Modelling
IEE	Initial Environmental Examination
KJDRP	Khulna Jessore Drainage Rehabilitation Project
KAFCO	Karnaphuli Fertilizer Company Limited
LAP	Land Acquisition Plan
M&EC	Monitoring and Evaluation Consultants (Third Party Consultants)
MES	Meghna Estuary Studies
MOEF	<i>Ministry of Environment and Forest</i>
MOFDF	Ministry of Food and Disaster Management
MOWR	Ministry of Water Resources
MSL	Mean Sea Level (expressed in + or – mPWD)
NEPo	National Environmental Policy
NGO	Non-Government Organization
NWMP	National Water Management Plan
PAP	Project Affected People
PAVC	Property Assessment and Valuation Committee
PBM	Permanent Benchmark
PDC	Polder Development Committee
PMU	Project Management Unit
PWD	Public Works Department (e.g., + 3 mPWD)
RHDHV	Royal HaskoningDHV and Partners (The Engineer, DDCS & PMS Consultants)
RAP	Resettlement Action Plan
RF	Result Framework

RoR	Record of Rights
SIA	Social Impact Assessment
SLR	Sea Level Rise
SMRPFWS	Social Management and Resettlement Policy Framework
SRP	System Rehabilitation Project
SWZ	South Western Zone
SZ	Southern Zone
SoB	Survey of Bangladesh
TRM	Tidal River Management
TBM	Temporary Bench Mark
ToR	Terms of Reference
WARPO	Water Resources Planning Organization
WB	World Bank
WMA	Water Management Association
WMIP	Water Management Improvement Project
WSIP	Water Sector Improvement Project
WUA	Water Users Association

1. Executive Summary

1.1 General

This Monthly Progress Report (MPR) is over the month of **November 2023**. The Executive Summary Chapter will highlight the various developments and issues at stake in a qualitative manner whereas the remaining Chapters will provide more quantitative information and details on the activities and progress of the month of November 2023.

The Executive Summary will first focus on the implementation of the 2 (two) Construction Contracts for **Package W/01** and **Package W/02**. Secondly, in this section, the Consultants activities are also addressed. Activities and issues of a more general nature will be addressed thereafter.

1.2 Implementation of Works under Package W/01 and Package W/02

In the current phases of the CEIP-1 Project, Consultant's focus is on the progress of the construction and completion of Civil Works for Package W/01 and Package W/02 and more particularly on closing the Contracts over the year. Other Consultant's tasks are summarised separately in this Chapter.

1.2.1 Package W/01 Implementation

The key issues for the month of November 2023 regarding Package-1 are summarised below as follows:

- The physical progress of Package W/01 in November 2023 is 0.08% and cumulative physical progress up to November 2023 is 99.88% against revised program of 100%. Hence, the progress is lagging by 0.12%. The quantities of all the items of works have been finalized and accordingly, the weightages for all items of works are updated and based on these weightages, the progress of November 2023 is calculated, and the above percentage of progress is found. In respect to the lagging of remaining progress, it can be mentioned here that the supply of some furniture and equipment against BoQ Bill No.01 General Mobilization has not yet been finalized and that is the reason of lagging to achieve 100% progress.
- The Contract had been extended up to 31st December 2022 by the Competent Authority. Hence, the completion date of the Contract was on 31st December 2022.
- The Contractor completed 38 nos. Drainage Sluices and 29 nos. Flushing Sluices, as per target of the Results Framework, and those have already been handed over to the Employer and are now being used by the beneficiaries. Taking-Over Certificates for Polders 33 and 35/3 were issued as per GCC Sub-Clause 10.1 (a) and 11.1 on 28th March 2021 with the Sectional Taking-Over Date 28th February 2021 with terms and conditions of issuing. There are still some contractual issues which are not yet complied and delaying issuing of the Performance Certificate.
- As per claim of the Contractor to issue Taking-Over Certificate for Polders 32 and 35/1 and Engineer assessed the status of works of the Polders and after discussion with the Employer Taking-Over Certificates for Polders 32 and 35/1 were issued on 25th September 2022 with the Sectional Taking-Over date 30th June 2022 with the conditions that if Works would not be satisfactorily implemented, said Taking-Over-Certificates would be annulled.

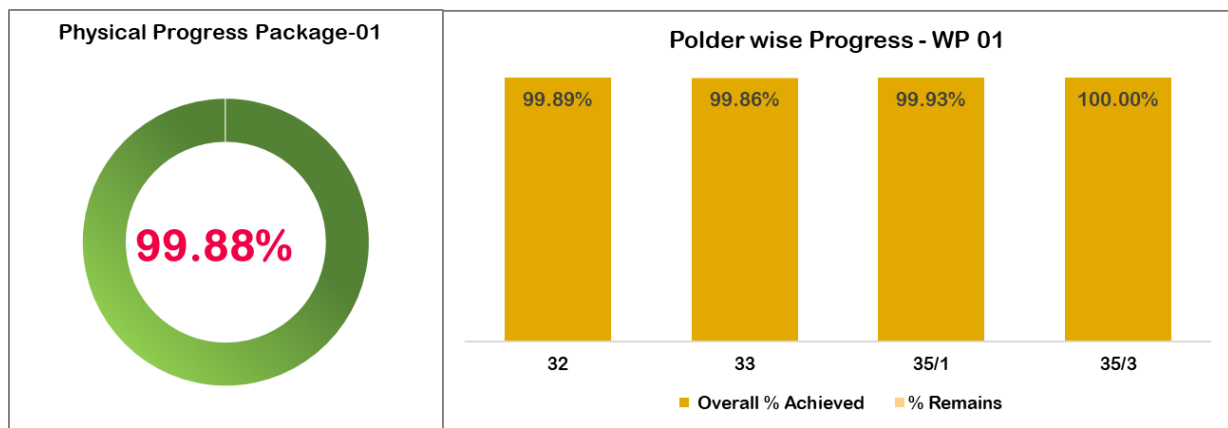


Figure 1-1: Polder wise Progress of Package-1

- The steps taken and exercises done to execute the additional Riverbank Protection Works in Polders of Package-1 were reported to the previous Monthly Progress Reports.
- Three locations of Polder 32 became very much threatened with the warning to breach the embankment. So, to combat the breaching of the embankment construction of temporary Emergency Riverbank Protection Works for the said locations of Polder-32 was taken up after negotiating the cost with Contractor and the works are completed.
- Additional Riverbank Protection Works in the name of Emergency Precautionary Riverbank Protection Works in Polder-32, 33, 35/1 35/3 and additional Drainage cum Flushing Sluices of Polder 35/1 are being executed by O & M Division Khulna and O & M Division Bagerhat, BWDB as "Deposit Works" through National Competitive Bidding (NCB). Meanwhile, several National Contractors have been engaged to execute these modified Riverbank Protection Works and works are ongoing. DDCS & PMS Consultants is assisting the Project Director as part of the Task D of their ToR and not as Engineer.
- Multi beam surveys of the bank protection works were conducted by IWM on behalf of the Contractor and the Final Report had been submitted by the Contractor after incorporating observations/comments provided by the Engineer and the said report has been submitted to the Employer vide ref. no. RDCOR_BC5883-100_L004449_JHL_AAM dated: 24th May 2022. Some further cross checking based on shop drawings had been conducted by a Survey Company named 'DUCT' Engineering Ltd. engaged by the Consultants' and submitted the result of the survey reports of April 2023 which has been reviewed by the Consultants and the said report has been re-submitted to the Employer after necessary corrections.
- DUCT' Engineering Ltd. has submitted the results of the survey reports of June, August, and October 2023. Out these three survey reports, survey reports of June and August 2023 were submitted to the PMU for necessary action. Consultants received some observations on the reports from the World Bank and accordingly, Consultants has re-submitted the said observations to the DUCT Engineering with request to prepare the next Survey report considering the observations of the World Bank. The survey report of October 2023 is currently under review by the Engineer.
- IPC-29 and IPC-30 were submitted to PMU with recommendation for payment. PMU returned the IPC-29 with an observation to adjust the excess amount of emergency work within the approved amount of Variation Order No.02 and requested to re-submit the same after meeting the requirement of the observation. The same was returned to Contractor with request to re-submit after adjusting the excess amount of emergency work as desired by the Employer. However, later it was decided that if there be any discrepancies in IPC-29, these will be adjusted in Final Statement and accordingly, IPC-29 was again submitted to the Employer with the recommendation for payment. By this time, payment of IPC-29 and IPC-30 has been made.

- In summary, regularly Employer and Engineer are pushing the Contractor to complete all the remaining Contractual obligations and close the Contract both technically and financially immediately.
- Contractor has completed the repairing of all defects as per Engineer's list of outstanding items. Contractor has failed to supply some furniture and equipment and after several meetings between the Contractor and Engineer, it has been decided that the value of furniture and equipment will be recovered from the Final Bill of the Contractor. The value of furniture and equipment will be determined based on the market price assessed via requests for 3 valid quotations.
- It is envisaged that by the 3rd week of December 2023, the Contract CEIP-1/W-01 can be financially and administratively closed.

1.2.2 Package W/02 Implementation

The key issues for the month of November 2023 regarding Package-2 are summarised below as follows:

- The physical progress in November 2023 is 2.10% and cumulative physical progress up to November 2023 is 95.14%. As per revised Work Program it should be 100%. So, there is 4.86% lagging in progress. The completion date of this Contract was expired on 30th September 2023. It was assessed by the Contractor that some works of this Contract will not be completed, so the Contractor applied for Extension of Time for this Contract up to 25th December 2023. The Claim for Extension Time was evaluated by the Engineer and sent to the Employer vide ref. no. RDCOR_BC5883-100_L004678_JHL_AAM dated 26th September 2023 with recommendation for extension of time up to 25th December 2023. The Competent Authority has approved the Extension of Time up to 31st December 2023 which is informed by the Employer to the Engineer vide memo no. CEIP-1/W-02/1026 dated 23rd October 2023 and subsequently, that has been informed by the Engineer to the Contractor vide ref. no. RDCOR_BC-5883-100_L004740_JHL_AAM dated 7th November 2023.
- The Contractor of Package-2 is continuing to execute the Embankment Works in paved area of Polders 39/2C, 40/2 and 48. The Embankment Works are executing by developing the slope and re-sectioning based on the present status of the sections of Polders.
- Project Director has issued an Office Memorandum vide memo no. CEIP-1/W-02/23 dated 4th January 2022 following the BWDB's Office OrderNo. স্মারক নং- পাউবো(সিটি)/প্রশাসন-১/০৫ তারিখ: ০৪ জানুয়ারী, ২০২২ in respect to involving Executive Engineer of Field Divisions (O & M and WD Divisions) in the supervision of Civil Works for Rehabilitation/Re-construction and Upgrading of Polder-39/2C, 40/2, 41/1, 43/2C, 47 and 48 within the purview of Contract Conditions of Contract No. CEIP-1/W-02. As per direction of the Project Director, the Engineer has provided the copy of Contract Document of Contract No. CEIP-1/W-02 to the Executive Engineers to carry out their responsibilities as assigned in the BWDB's above order and as per approved Terms of Reference (ToR). Engineer has issued an Office Memorandum vide Engineer's ref.no. RDCOR_5883-100_L003602_JHL_AAM dated 3rd March 2022 about the protocol for processing the IPS & IPC of Package-2 following the above-mentioned Office Memorandum of the Project Director.
- Between 15th and 18th March 2023, Employer, Contractor, and Engineer visited critical sites of Package-2 and made agreements on finalising the Work prior to 30th June 2023. In a joint meeting on the agreements made during said field visit, outstanding activities were formalised thereafter on 1st April 2023 in CEIP1 Offices in Banani. Following said meeting, many meetings between Employer, Contractor and Engineer have been held in the month of November 2023 to speed up the progress of outstanding activities as mentioned in the said agreements.
- IPSs & IPCs of Package-2 are being processed following the protocol as mentioned in Office Memorandum of the Project Director.

- The Contractor applied for issuing the Taking-Over Certificates for Polders 40/2, 41/1, 43/2C and 47/2. Engineer reviewed their application and assessed the status of outstanding works of the Polders and found that the Contractor has completed the contractual works substantially. Till then the Contractor was requested by the Engineer to provide a Work Plan for outstanding works reflecting the date of completion. Accordingly, Contractor submitted a Work Plan which was reviewed by the Engineer and suggested to make some modifications and finally they submitted the revised version of Work Plan vide ref. no. CICO-BWDB/CEIP-1, W-02/1512 dated 6th August 2023. Later, Taking-Over Certificates for Polders 40/2, 41/1, 43/2C and 47/2 have been issued vide ref. nos. RDCOR_BC5883-100_L004597_JHL_AAM dated 7th August 2023, RDCOR_BC5883-100_L004598_JHL_AAM dated 7th August 2023, RDCOR_BC5883-100_L004599_JHL_AAM dated 7th August 2023 and RDCOR_BC5883-100_L004583_JHL_AAM dated 29th July 2023 respectively with the condition that all the outstanding works are to be completed as per the above-mentioned Work Plan otherwise Taking-Over Certificates are to be considered as annulled. The progress of outstanding works was hampered up to October 2023 due to unusual heavy rainfall, but in November 2023, the weather condition was more favourable to execute the construction work and the Contractor has applied their best efforts to cope up the lagging of progress.
- The Contractor has committed on 6th August 2023 to complete all works of Polder 39/2C by 15th November 2023 and of Polder 48 by 30th October 2023. Completion dates may change due to additional works under Variation Order No 03 which is currently in the process of modification after having received comments and implying that some of the works proposed to be included in Variation No.03 have now been dropped. It is noted that this is crucial to complete works before 25th December 2023, when all physical works will have to be completed.

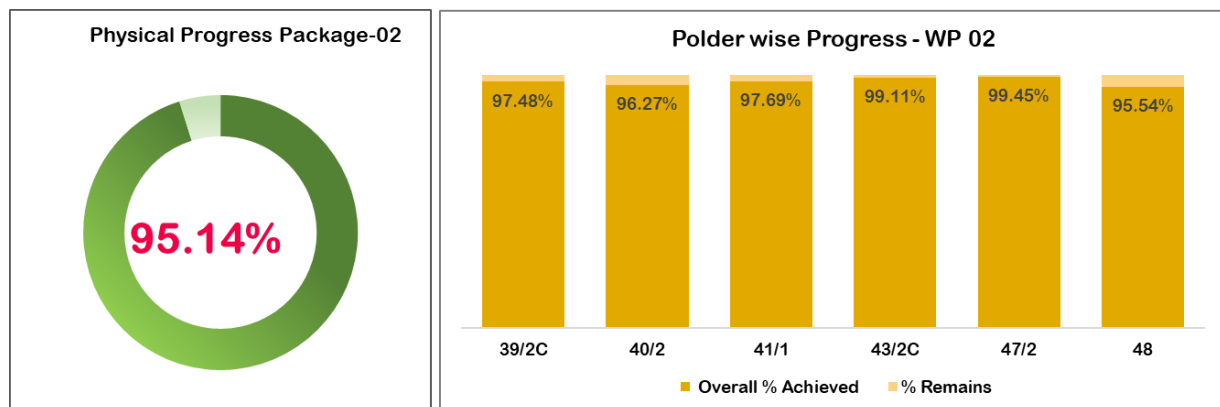


Figure 1-2: Polder wise Progress of Package-2

1.3 Other tasks of Consultants'

The key issues for the month of November 2023 regarding the other tasks of Consultants are summarised below:

- Activities also involved the development of a Web based system for tracking of land acquisition, GRM and various video call meetings were conducted to this end with World Bank and the Project Director; this task is nearly completed. And waiting for the finalisation of the user acceptance test (UAT). The latter can only be conducted on BWDB servers and Consultant is awaiting to go ahead to conclude the final UAT. No final UAT could be conducted awaiting this go ahead.
- The development and implementation of a pilot for an ICT (Information and Communications Technology) remote monitoring system for Polder 39/2C was developed and implemented. At this point in time awaiting formal approval and handing over of IT hardware which has been handed over to PMU.

3. The Consultants supported the PMU with various reports and recommendations and attended various meetings with other stakeholders as and whenever required.
4. As per advice of the Employer, Consultants prepared the revised the draft Contract Amendment No.05 and submitted to the Employer vide ref. no. RDCOR_5883-100_L004086_JHL_AAM dated: 23rd November 2022. The World Bank provided interim comments on Proposal for Contract Variation No.02 for the Consultancy Services for “Detailed Design, Construction Supervision and Project Management Support”: Contract No. CEIP-1/B2, B3 & C1/S-2 which was communicated to the Engineer by the Employer vide e-mail dated: 5th January 2023. Engineer has prepared the replies on the interim comments of the World Bank and submitted to the Employer vide e-mail dated: 12th January 2023. The Contract Amendment No.05 for the Consultancy Services has been signed between Employer and Royal HaskoningDHV on 18th July 2023.
5. As part of Task D, Consultant is assisting CEIP-1 PMU in quality control of the implementation of the Deposit Works and not as Engineer.
6. Consultants have prepared the detailed designs for a watch tower and exhibition centre at the location of the Nalian Closure and submitted to PMU vide ref. no. RDCOR_BC5883-100_L004574_JHL_AAM dated: 23rd July 2023. Works are ongoing.
7. Regular monitoring surveys at Nalian Closure are being conducted and Consultants are in the process of preparing reports. It is noted that based on the results of the surveys conducted so far, there is sedimentation of the river side of the Nalian Closure.
8. Consultants prepared a procedural note on handing over of the responsibilities of the Employer and Engineer for when their existence will be ended on 15th December 2023. Bases on said note, continued meetings were held with concerned CEIP-1 PMU, BWDB O&M Divisions and the World Bank. World Bank provided comments and have been taken into account by Consultants’, and they have re-submitted an updated version.
9. Consultants have prepared draft final bills for Package-1 after conducting all post-work surveys and have submitted all draft final bills by September 2023 to PMU.
10. Consultants have made a start with preparation of the Project Completion Reports for the various contracts.
11. Consultants have been preparing the various IPC’s and Variations Orders. In this respect multiple meetings were held with both Contractors of Packages 1 and 2.
12. Consultants submitted a proposal for a budget neutral re-allocation of man months for DDCS&PMS Consultants to accommodate the needs of the Project.
13. Since Contractor Package-1 was did not have the capacity to complete the As-built drawings, Consultants have taken the lead in this which was an extremely intensified task which involved many DDCS&PMS resources, and such had the risk they could not concentrate on their main responsibilities and tasks.

1.4 Key challenges and risks and recommendations

1.4.1 Key Challenges and Risks

The key challenges and risks are listed below:

1. It should be noted that the works for Package-1 have been completed and the works for Package-2 is nearing completion and all outstanding issues which are not resolved should be addressed soon in order not to “pile” up many outstanding and unresolved issues when Contracts will be completed.
2. Risks related to the site situations with respect to availability of lands joint efforts with all stakeholders, including the Client’s Local Offices, DC’s, Contractor, and Consultants, are applying their utmost efforts to organise this in a practical and pragmatic manner. It is Consultant’s view that the progress is possible to be made only by the joint efforts of BWDB

and Consultants in the interest of the CEIP-1 Project. This is an area which requires continued highest attention of all concerned.

3. Main challenge remains pushing the Contractor of Package-2 to complete the remaining Works within the completion date of the Contract.
4. Erosion vulnerable locations in Polders 32 and 33 remain risk and all measures, including Emergency works, are taken to safeguard lives and assets in the Polders. Preparation is going to formally handed over the Polders to the Employer so appropriate actions can be taken and ownership of the polders is clear including responsibility for operations and maintenance.
5. On 31st December 2023 the CEIP-1 Project will be ending, however, financial, and administrative obligations may continue in 2024 taking into account that the Defects Liability Periods for Package-2 will only end of the year 2024. Proper handing over of responsibilities of both Employer and Engineer should commence soon so there is no gap when CEIP-1 PMU is not in place anymore after 31st December 2023 and DDCS & PMSC will then also not be in place anymore.
6. Variation Order No. 03 for Package-2 is in the process of being approved by the Competent Authorities. It is important that this is approved in time to allow for sufficient time this year to complete the works.
7. The upcoming elections cause some political unrest and as such movement of people and goods is being hampered and as such delaying the progress of the works.
8. The main challenge is if Contractor Package-2 is able to complete all the outstanding works in time. All parties, Employer, Contractor and Engineer are doing their utmost to complete all works in a timely manner.

1.4.2 Recommendations

The following recommendations are being furnished:

- When there would be a land availability issue, joint efforts of Contractors, Engineer and Employer should be enhanced to solve the issues at stake. It is highly appreciated that the Employer plays a vital role here and increased efforts should continue; rooms for improvement are less, reporting and more resolving on the spot.
- In view of the delays, Engineer will continue pushing the Contractors and making them aware of their Contractual obligations.
- Consultant will optimise their resource planning to comply with the needs of the Project which are, as said, sometimes difficult to predict. In connecting to this, Consultants will also put more effort in being present on site more frequently.
- Amendment No.05 for DDCS & PMS Consultancy Services has been signed between the Employer and Royal HaskoningDHV and pending payment is under process.
- Consultant prepared an exit plan highlighting the risks and proposing the mitigation measures including proper handing over of task of Employer and Engineer after 31st December 2023 and was discussed during the World Bank Mission in October 2023.
- Subsequently, a meeting on procedural note on handing over the various tasks related to ending of CEIP-1 was held on 31st July 2023 at the PMU Office under the chairmanship of the Project Director in presence of the Executive Engineers of related BWDB O&M Division.

1.5 Contractual Tasks of DDCCS & PMS Consultants

The specific objectives of the CEIP-1 Consultancy Services are described by the following tasks:

- Task A : Review and update the designs bidding documents and related environmental and social plans (EIAs, EMPs, and RAPs) already prepared;
- Task B : Prepare detailed designs for all remaining polders and works that would be included in the project, including the Engineering and Environment and Social studies (i.e., preparation of EIA, EMP and RAP for each remaining polders);
- Task C : Supervise construction of all works under the Project, and do the contract management as "The Engineer", according to FIDIC rules and regulations and the World Bank Guidelines and its standard bidding documents;
- Task D : Provide overall project management support to the BWDB and Project Management Unit (PMU).

The Construction Works will be executed by BWDB as Employer and the Consultant will function as the Engineer of the Civil Works contracts as per FIDIC. The Consultant will administer the Civil Works contracts and ensure that the project works are implemented in accordance with the provision of the Contracts. The Consultant nominated Engineer's representative for 4 and 6 Polders in Packages 1 and 2 respectively under each respective Works Contract.

2. Summary of Key Achievements during the reporting month

2.1 Package-1

No.	Item	Key Achievements during this month – Package-1
1	Works	<ul style="list-style-type: none"> ➤ Construction/Re-Sectioning of Embankment: 200.617 Km completed; ➤ Excavation/Re-Excavation of Drainage Channel: 150.299 km completed; ➤ Construction of Drainage Sluice: 38 nos. already completed; ➤ Repair of Drainage Sluice: 2 nos. already completed. ➤ Construction of Flushing Inlet: 29 nos. already completed; ➤ Repair of Flushing Inlet: 14 nos. already completed; ➤ Embankment Slope Protection Works: 19.766 km completed; ➤ Riverbank Protection Works: 4.25 Km already completed; ➤ Nalian Closure Dam: 100% already completed.
2	Contractor Resources	Updated by the Contractor of Package-1 in terms of labour and equipment.
3	RAP and status of resettlement Payment	<ul style="list-style-type: none"> • A total of 5,373 entities were identified during updating of Inventory of Losses (IoL) in August to October 2015 out of whom there were 4,645 non-titled (Squatters), 448 tenants and 280 Wage Labour. But some of the pave road (Pacca road) area is omitted from physical works. As per updating in November 2023, the number of Squatters Stand 4465 (Squatter-4142, Tenant-179 & Wage Labour-144). • BDT 6,178.20 lac has been paid to the 4,465 non-titled EPs (squatters) including 179 numbers tenant and 144 numbers of wage labors as compensation/resettlement benefit against their affected residential, fish gher, commercial, tress. Moreover, the compensation has been paid for Social Forestry (39 nos. for CPR) is BDT 28.93 lac and for removing 76 nos. electric poles from the embankment an amount of BDT 27.71 lac. Total 6,234.84 lac has been compensated as resettlement benefit in Package-1 up to November 2023.
4	Status of Land Acquisition	<ul style="list-style-type: none"> • 131.60ha of land is programmed for acquisition (Polder-32=50.60 ha, Polder-33=14.28 ha, Polder-35/1=41.71 ha. & Polder-35/3=25.01 ha). New proposal submitted for 0.24 ha of land for Polder-35/1. • A total 131.60 ha of land have finally approved by MoL and DC for acquisition. • BWDB has placed fund for 131.60 ha of land to DCs. • Possession received a total 131.36 ha of land (Polder-32=50.60 ha, Polder-33=14.28 ha, Polder-35/1=41.47 ha& Polder-35/3=25.01 ha.) out of 131.60 ha. • DC office Khulna & Bagerhat has paid a total BDT 9,726.76 lac against 5,228 nos. (Revised) of titled EPs (2025 nos. of Polder-32, 1298 nos. of Polder-33, 1390 nos. of Polder-35/1, 515 nos. of Polder-35/3) out of 7242 nos. (Revised) APs.
5	Relocation	Total 99.96% of paid EPs have already been relocated. 50.12% EPs have relocated on their own land; 10.44% on newly purchased land; 16.22% EP has replaced to their relatives or other's land; 12.99% have relocated temporarily at nearby area; 0.99% and 1.97% have relocated respectively in Market & Group Relocation In addition wage labour 3.22% and tenant 4.01% are relocated. 0.04% of the paid EPs are yet to be relocated from the ROW.

No.	Item	Key Achievements during this month – Package-1
6	Grievances	Total 198 complaints/grievances have received up to November 2023 by GRC. 51 complaints/grievances have been resolved at the entry level; while 147 cases have been resolved through investigations and formal hearing by GRC, total 198 cases have been resolved. All records of GRC preserved according to the guidelines of RAP policy.
7	Environment	The Contractor, Package-1, CEIP-1 has completed all the works and proper decommissioning of work sites, especially the CC block manufacturing plants, which they are carrying out slowly. Moreover, they have also submitted 2 reports based on World Bank requirements according to latest aid memoire in September 2022.
8	Value of Physical Work done	The total value of physical work done up to November 2023 is BDT 7,002.36 million and during November 2023 is BDT 0.00 million .
9	Finance	Total expenditure incurred up to IPC-29 is BDT 6,658.94 million including Adjustment for Changes in Legislation (VAT & IT) & Adjustment for Changes in Cost. An amount of BDT 660.89 million has been recovered from the advance payment of BDT 660.89 million .

2.2 Package-2

No.	Item	Key Achievements during this month – Package-2
1	Physical Works	<ul style="list-style-type: none"> ➤ Construction/Re-sectioning of Embankments: 2.400 Km (F) & 11.438 Km (Partial); ➤ Drainage Channel Excavation/Re-excavation: 7.050 km; ➤ Construction of Drainage Sluices: 2 nos. completed & 2 nos. (Partial); ➤ Repair of Drainage Sluices: 0 no. completed & 3 nos. (Partial); ➤ Construction of Flushing Sluices: 0 no. completed & 5 nos. (Partial); ➤ Repair of Flushing Sluices: 11 nos. completed & 14 nos. (Partial); ➤ Embankment Slope Protection Work: 0.020 km. ➤ Riverbank Protections Work: 0.00 Km; ➤ Construction of Closure Dam: 1 no. Completed and 1 no. (Partial);
2	RAP and status of resettlement Payment	<ul style="list-style-type: none"> • As per updated in November 2023, a total of 4,205 entities have been identified, out of which 3,781 are non-titled (squatters), 236 tenants and 188 wage labours which may fluctuate. • BDT 4,414.51 lac has been paid to 4,205 non-titled (squatter) as compensation/resettlement benefits against affected residential and commercial structures. An amount of BDT 259.76 lac has been paid for shifting of electric poles & cable from Polder no- 39/2C, 40/2, 41/1, 43/2C & 48. The total 4,674.27 lac has been compensated as resettlement assistance up to November 2023 of CEIP-1/W02.
3	Progress of land acquisition	<ul style="list-style-type: none"> • The program of land acquisition in Package-2 is 176.00 ha. • The lands Acquisition Proposal (LAP) for six Polders under Package-2 were submitted to concern DC (Pirojpur, Jalakhati, Barguna and Patuakhali) of 176.00 ha of land for acquisition. DLAC approved 176.00 ha of land for acquisition. BWDB has placed fund for 0.13 ha of land, which payment to APs has yet started in Polder 41/1 (BDT 32.00 lac). • 172.47 ha. land has been finally approved by Ministry of Land (MoL) and D.C. for Polder 39/2C, 40/2, 41/1, 43/2C, 47/2 & 48 out of 176.00 ha. BWDB has placed fund against final estimate of CUL for 172.34 ha. of land to DC, Barguna for Polder-40/2 and Polder-41/1, DC, Pirojpur & Jalakhati for 39/2C, & DC Patuakhali for Polder-43/2C, 47/2 & 48. • Possession received a total of 172.47 ha. land (124.92 ha of Polder-

No.	Item	Key Achievements during this month – Package-2
		<p>39/2C, 12.17 ha of Polder-40/2, 8.54 ha of Polder 41/1, 23.20 ha of Polder-43/2C, 2.57 ha of Polder-47/2&1.07ha of Polder-48).</p> <ul style="list-style-type: none"> • A total 3.53 ha of land is pending with DCs (Pirojpur 0.43 ha, Jhalakati-0.30 ha and Patuakhali-2.80 ha). • Payment of CUL is going on in Polder-39/2C, 40/2, 41/1, 47/2 & 48. As of November 2023. DC Office Pirojpur, Jalakhati, Barguna and Patuakhali have paid a total BDT 12,082.63 (65.86%) lac to 4623 no. of APs. Only 330 nos. of APs paid in November 2023.
4	Relocation	96.85% of paid EPs have already been relocated. 44.35% EPs have relocated on their own land. 7.59% on newly purchased land; 12.34% EPs have relocated to relative's or others' land; 31.59% have relocated temporarily at nearby area. 0.98% made group relocation 3.14% of the paid EPs are yet to be relocated from the ROW.
5	Grievance Redress Management (GRM)	A total number of 71 complaints/grievances have been received up to November 2023 by GRC, out of which 71 complaints/grievances have been resolved in the entry level by field investigation.
6	Environment	<p>The Contractor, mainly of Package-2 is carrying out the EHS compliances, which is improving with time through monitoring and learning. They are improving the EHS compliance in the light of the latest field visit of the World Bank Senior Environmental Specialist along with various related instructions of the project Environmental Specialists and Monthly EHS Committee meetings. They have also translated and approved EHS risk assessment and C-ESMP into Bangla and Chinese languages for easy understanding for implementation. Both the Contractors also prepared Guidelines Tool to avoid/check infection from COVID-19 and other infectious diseases with reference to "COVID-19 OHS Protocols" provided by the World Bank. The Contractors are following the guidelines to check infection of COVID-19 among their workforce by adoption of instructions included. These guidelines have also been translated in Bangla and Chinese for easy understanding by all concerned. The Contractor, Package-2 has made contract with Teachers of Patuakhali Science and Technical University (PSTU) to provide technical assistance for carrying out Fishery related, and Farm survey related activities, as required by the Contract agreement. They have carried out various activities related to fishery development of the area including release of threatened fish fingerlings, establishing of fish sanctuaries and fishery awareness training of WMG members and other fishery dependent community as per requirement of the BoQ of the Contract Document. They have also produced various reports on below:</p> <p>Construction of fish sanctuary in khals; Training to the farmers on IPM & ICM with field demonstrations; Awareness buildup to local community for conservation of threatened fish species; Release of fish fry in khals etc</p>
7	Value of Physical Work Done	The total value of physical work done up to November 2023 is BDT 10,327.29 million and during November 2023 is BDT 234.08 million .
8	Finance	Total expenditure incurred up to IPC-31 is BDT 9,937.80 million including Adjustment for Changes in Legislation (VAT & IT) & Adjustment for Changes in Cost. An amount of BDT 994.72 million has been adjusted against the advance payment of BDT 1,028.40 million .
9	Contract Administration	No Variation Order No.03 for Package-2 has been submitted to the Employer in April 2023 which is in the process of approval.

2.3 Package-3

No.	Item	Key Achievements during the Month – Package-3
1	Surveys and Design	The detailed design of all the infrastructures like Embankment, Drainage Channels, Drainage Regulators, Flushing Regulators, Slope Protection works, Bank Protections works etc. were submitted to the concerned design office of BWDB within June 2019. The design of 209.98 km of Embankment, Design of 167.37 km of Excavation/ Re-excavation of Drainage Channels, design of 53 nos. Drainage Regulators, 19 nos. Flushing Regulators, Slope Protection Works 4.78 Km & Riverbank Protection Works 0.800 km have been approved by the BWDB Design Circle-5. The typical Mechanical Design for Flap Gates & Vertical lift gates for all the D/S & F/S of Package-3 have already been approved by the Mechanical design Circle of BWDB. Detailed design for additional 7 nos. Outlets cum Flushing sluices for Polder 35/1 were prepared and submitted to the concerned design office of BWDB and these have been approved by the BWDB Design Circle-8.
2	Bid Documents	The Draft Bidding Documents was prepared based on preliminary design and submitted to PMU vide Consultant's reference: RDCOR-BE5883-100-L002255_MHR_MAR dated 17 th October 2019. As per Aide-Memoire of the WB Implementation Support Review Mission during 16 th August 2020 to 20 th August 2020,, it was started to update Bid Documents based on the updated BWDB schedule of rate-2022 but as all the infrastructures of Polders included in Package-3 have been newly designed based on the present requirements under CEIP-11 and subsequently, prepared the bid documents so it has been stopped to prepare the revised bid documents from CEIP-1.
3	RAP	The original RAP was prepared based on the original LAP. Meanwhile, the crest width of the embankment has been increased by BWDB from 4.50 to 6.00 m based on which the LAP is being updated. Hence, the original RAP has also to be updated based on updated LAP. Following the updated LAP, the LAP/RAP team has to revise the Households (HHs) numbering and Inventory of Losses (IoL) survey in 07 Polders under Package-3 of CEIP-1. As per decision of the PMU, Preparation of updated RAP with 7 Polders has been prepared which have already been submitted to the World Bank. The World Bank has suggested that this RAP may be preserved for any future reference and use.
4	LAP	The draft LAP was prepared for all Polders, but as per latest decision, the LAP has to be revised based on revised crest width of embankment 6.00 m instead of 4.50m. The draft updated LAP has been prepared for 07 Polders, which will be finalized after proper verification in the field.
5	Environment	The World Bank has approved the EIA reports of all the 7 (seven) Polders of Package-3, which contain the responses of the World Bank comments, which have to be cleared by the DOE after holding of National level Workshop to be held soon.

2.4 DDCCS & PMS Consultancy Services

No.	Item	Key Achievements up to this Month – Consultant
1	Construction Supervision Systems/Tools	Package-1 physical progress is 99.88% (4 Polders); Package-2 physical progress is 95.14% (6 Polders); Package-3 no works contract, hence no physical progress (7 Polders).

3. Project Progress

3.1 Task A: Review and updated the designs bidding documents and related environmental and social plans (EIAs, EMPs and RAPs) already prepared.

3.1.1 Review and update of Design of Package-1

The approved designs were reviewed and updated at the time of commencement of Implementation of the Civil Works. At present, all the works have been completed and only the remaining defects are rectifying.

3.1.2 RAP Implementation Package-1

3.1.2.1 Implementation Activities

RAP Implementation for Polders-32, 33, 35/1 and 35/3 under Package-1 is going on. Individual entitlement has been calculated based on Inventory of Losses (IoL) survey and as per PAVC recommended rate of the structures and other assets. A total of 5,373 entities (residential HHs, commercial premises and common property structures) were identified during updating of Inventory of Losses (IoL) in August-October 2015. As per latest survey, omitting the market area adjustment to the paved road the numbers of non-titled EPs stand 4,465 residing on government land non-titled EPs (Squatters). 179 tenants and 144 wage labourers were identified. Total BDT 6,234.84 lac has been compensated to 4,465 non-titled EPs including Social Forestry 28.93 lac & Shifting of Electric Poles from the Embankment 27.71 lac.

The Polder-wise non-titled EPs and payment of compensation as resettlement benefit is reflected in Table 3-1 below.

Table 3-1: Payment of Resettlement Benefit to squatter in Package-1

Polder	Revised no of Non-titled EP's (Squatters)			Paid non-titled EP's (Squatters)			Total Tenants	Paid Tenant	Total Wage Labour' s	Paid wage labor	Total Entities	Total Paid Entities	Amount paid in BDT (Lac)
	Residence (Squatters)	Commercial (Squatters)	Total (Squatters)	Residence (Squatters)	Commercial (Squatters)	Total Paid (Squatters)							
1	2	3	4= (2+3)	5	6	7= (5+6)	8	9	10	11	12= (4+8+10)	13= (7+9+11)	
32	877	392	1,269	877	392	1,269	83	83	23	23	1,375	1,375	1,632.28
33	872	397	1,269	872	397	1,269	49	49	21	21	1,339	1,339	1,808.97
35/1	907	427	1,334	907	427	1,334	38	38	88	88	1,460	1,460	2,319.53
35/3	154	116	270	154	116	270	09	09	12	12	291	291	417.42
Total=	2810	1,332	4,142	2,810	1,332	4,142	179	179	144	144	4,465	4,465	6,178.20
Paid for Social Forestry for 39 unit in 33, 35/1& 35/3												39	28.93
Paid for Electric Poles for 81 Unit in 33, 35/1 & 35/3												81	27.71
Grand Total=												4,585	6,234.84

3.1.2.2 Payment of Compensation under Law (CUL)

The progress of payment of compensation under law (CUL) is shown in Table 3-2.

Table 3-2: Polder- wise payment of CUL made by DCs Khulna & Bagerhat till November 2023

Polder No.	Total Awardees	No of awardees applied to DC	Total estimated amount of CUL (BDT)Lac	No. of Paid awardees	Nos. of payment cheque distributed by DC	Total paid Amount in BDT Lac	Progress (%)
1	2	3	4	5	6	7	8
32	3,022	2,896	1,644.35	2025	585	1,275.96	77.60
33	2,208	2,069	1,673.70	1,298	348	1,299.87	77.66
35/1	1,437 (Revised)	1,411	6,842.47	1,390	1,533	5,888.41	86.06
35/3	575	568	1,582.74	515	418	1,262.52	79.76
Total	7,242	6,944	11,743.26	5,228	2,884	9726.76	82.98%

3.1.2.3 Relocation Status and Assessment of Relocation in Package-1

The relocation status and assessment of relocation are reflected in Table 3-3:

Table 3-3: Updated Relocation Status as of November 2023

Status of relocation	Number of squatters relocated by Polders					
	Polder 32	Polder 33	Polder 35/1	Polder 35/3	Total	Progress (in %)
Relocated on own land	683	739	678	138	2,238	50.12
Relocated on purchased land	97	46	276	47	466	10.44
Relocated on relative & other's land	246	189	224	65	724	16.22
Relocated Temporarily at nearby area (Govt. Land)	208	264	105	3	580	12.99
Group Relocation	29	30	29	0	88	1.97
Market Relocation	6	0	21	17	44	0.99
Wage Labour	23	21	88	12	144	3.22
Tenant	83	49	38	9	179	4.01
Total Relocated-A	1,375	1,338	1,459	291	4,463	99.96
Not yet relocated	0	1	1	0	2	0.04
Total Relocation-B	0	1	1	0	2	0.04
Total Relocation target (A+B) =	1,375	1,339	1,460	291	4,465	100

3.1.3 Grievance Redress Mechanism (GRM)

A total 15 Grievance Redress Committees (GRC) have been formed (1 for each Union) in four Polders under Package-1 with the representatives of BWDB, Union Parishad, Educational Institution, PAPs, Women representatives, and LAP/RAP team.

A total number of 198 complaints/grievances have been received up to November 2023 by GRC in Package-1. Among those, 51 cases have been resolved at the entry level, 147 cases have been resolved through investigation and formal hearing by GRC.

The status of complaints/cases received and resolved by GRC are reflected in the table below:

Table 3-4: The status of complaints/cases received and resolved by GRC under Package-1

Sl. No.	District	Polder No.	Total Complaints/cases	Resolved at entry level	Resolved by GRC	Total Resolved
1	Khulna	32	58	19	39	58
2	Khulna	33	17	8	9	17
3	Bagerhat	35/1	48	14	34	48
4	Bagerhat	35/3	75	10	65	75
Total =			198	51	147	198

3.1.4 Status of Land Acquisition of Package-1

Status of land acquisition for four Polders under Package-1 is shown in Table 3-5.

Table 3-5: Status of land acquisition for 4 four Polders under Package-1

Sl. No.	Polder no.	District	Program for L.A. (ha)	Proposal submitted to DC (ha)	Approved (ha)		Possession received (ha/date)	Pending in Dc Office (ha)	Fund placed BDT in Lac	Payment of CUL by DC in BDT Lac	Remarks
					DLAC	MoL					
1	2	3	4	5	6	7	8	9	10	11	12
1	32	Khulna	50.60	50.60	50.60	50.60	50.02 (26.09.17) 0.58 (28.04.2022) =50.60	-	1,644.35	1275.96 (77.60%)	Payment is delayed due to lack of documents and ownership problem. Persuasion is going on APs & DC's office to expedite the CUL payment.
2	33	Khulna	14.28	14.28	14.28	14.28	10.94(27.09.17) & 3.34(23.09.19) =14.28	-	1,673.70	1299.87 (77.66%)	Persuasion is going on APs & DC's office to expedite the CUL payment. Payment of CUL is hampered due to ownership problem, objection, case and lack of documents of Aps.
3	35/1	Bagerhat	41.71	41.71	41.71	41.71	30.17(22.03.18), 6.84 (26.11.20) & 4.33(07.06.21) 0.13(26.09.21) = 41.47	0.24	6,821.64 + 20.83 = 6842.47	5888.41 (86.06%)	Payment of CUL is going on. Persuasion is going on APs & DC's office to expedite the CUL payment. BWDB has placed fund for 0.24 ha of land which issuance of notices U/S-8 for 0.24 ha is under process. Payment of CUL has yet started (20.83 lac).
4	35/3	Bagerhat	25.01	25.01	25.01	25.01	24.33 (08.11.17) & 0.68(07.06.21) =25.01	-	1,582.74	1262.52 (79.76%)	Persuasion is going on APs & DC's office to expedite the CUL payment. Progress is shown on BDT 11,722.76 lac.
Sub Total=			131.60	131.60	131.60	131.60	131.36	0.24	11,722.43 + 20.83 = 11,743.26	9726.76 (82.98%)	

NB: Fund placed for 0.24 ha of land of polder-35/1 is BTD 20.83 lac on 26.6.2023 which payment of compensation to affected landowners has yet started. The progress of payment of compensation is shown on BDT 11,722.42 lac.

3.1.5 Land Acquisition for Package-2

The status of land acquisition for 6 (six) Polders under Package-2 is furnished in the following Table 3-6.

Table 3-6: Status of land acquisition for Package-2

Sl. No	Polder no.	District	Program for LA (ha)	Proposal submitted to DC (ha)	Approved (ha)		Possession received (ha)	Pending in DC Office (ha)	Fund placed BDT in Lac	Payment of CUL by DC in BDT Lac	Remarks
					DLAC	MoL/DC					
1	2	3	4	5	6	7	8	9	10	11	12
1	39/2C	Pirojpur	114.47	114.47	114.47	114.04	114.04	0.43	12099.93 + 308.05 = 12407.98	8822.35 (72.91%)	CUL Payment is continuing in Pirojpur District. Payments of CUL to APs have started On 19 th February 2023 for new two LA cases. Payment is delayed due to non-submission of application by APs to get CUL, Lack of Papers, court case & objection etc. the social team to try by DC office for expediting the payment of compensation. The payment will not be made for eroded in the river area is BDT 308.05 lac. So, the progress is shown only on payable amount BDT 12099.93 lac.
		Jalakhati	11.18	11.18	11.18	11.18	10.88	0.30	670.45	499.26 (78.56%)	CUL payment is going on. Payment is delayed due to non-submission of application for small amount of CUL & lack of papers. BWDB placed fund of compensation for 0.30 ha of land, which payment to APs has yet started.
2	40/2	Barguna	12.17	12.17	12.17	12.17	12.17	-	948.38	809.88 (83.91%)	Payment of CUL is going on.
3	41/1	Barguna	8.54	8.54	8.54	8.54	8.54	-	469.97 + 32.00 = 501.97	456.73 (90.99%)	Payment of CUL is going on. Payment of CUL has yet started for new L.A case (BDT 32.00 lac)
4	43/2C	Patuakhali	26.00	26.00	26.00	26.00	23.20	2.80	3243.82	901.33 (27.79%)	Payment of CUL to APS has started on 10/04/2023. Persuasion is continuing to APs and DC office to expedite payment of compensation. New proposal of 2.80 ha of land approved by DLAC on 22-10-23.
5	47/2	Patuakhali	2.57	2.57	2.57	2.57	2.57	-	436.12	402.99 (92.40%)	Payment of CUL is going on. It is delay in some cases due to court case & objection by APs.
6	48	Patuakhali	1.07	1.07	1.07	1.07	1.07	-	515.16	190.09 (36.90%)	All land handed over by DC to BWDB. CUL payment is ongoing.
Total of Package-2=			176.00	176.00	176.00	175.57	172.47	3.53	18343.17 + 380.71 = 18723.88	12082.63 (65.86%)	

* *Fund of CUL against final estimate has been placed by BWDB polder- 39/2C, the payment will not be made for eroded area (BDT 308.05 lac) which payment progress will not be counted, for Polder 39/2C under Jhalakhati District for 0.30 ha of land (40.66 lac) and Polder-41/1 under Barguna District 32.00 lac which payment of APs has yet started. Therefore, no progress (%) has not counted in the total amount 18,723.88 lac, considering the payable amount, the progress (%) of payment is shown on BDT 18,343.17 lac.

3.1.6 Implementation of RAP for Package-2

3.1.7 Implementation Activities

The RAP for Package-2 was prepared and cleared by the World Bank in March 2017, later updated to incorporating some changes of land acquisition and resettlement issues. The World Bank (WB) cleared this updated RAP-2 in December 2018. As per updated in June 2023 considering the physical works a total of 4,205 are non-titled EPs on Government land (Squatters-3,781; Tenants-236 and Wage labour-188) are identified. The no. of total EPs reduced due to Pacca/Pave Road & market area where civil works not required.

3.1.8 Payment of Compensation / Resettlement Benefits for Package-2

Payment for Compensation and resettlement benefits for non-titled EPs (Squatters) has been started from October 2018. A total of 4205 EPs have been paid amounting BDT 4,414.51 lac and shifting of electric poles 259.76 lac, total amounting to BDT 4,674.27 lac. The detail of the payment of compensation is shown in Table 3-7:

Table 3-7: Payment of Resettlement Benefit to squatter in Package-2

Non-titled EP's (Squatters)				Paid Non-titled EP's (Squatters)			Total Tenants	Paid Tenant	Total Wage Labourers	Paid wage labour	Total Entities	Total Paid Entities	Amount paid in BDT (Lac)
Polder	Residence (Squatters)	Commercial (Squatters)	Total (Squatters)	Residence (Squatter)	Commercial (Squatters)	Total Paid (Squatters)							
1	2	3	4=(2+3)	5	6	7=(5+6)	8	9	10	11	12=(4+8+10)	13=(7+9+11)	14
39/2C	2	17	19	2	17	19	18	18	0	0	37	37	34.25
40/2	1026	280	1306	1026	280	1306	70	70	17	17	1393	1393	1526.26
41/1	406	216	622	406	216	622	27	27	1	1	650	650	756.33
43/2C	300	167	467	300	167	467	60	60	5	5	532	532	561.12
47/2	93	67	160	93	67	160	8	8	0	0	168	168	157.79
48	788	419	1207	788	419	1207	53	53	165	165	1425	1425	1378.76
Total	2,615	1,166	3,781	2,615	1,166	3,781	236	236	188	188	4,205	4,205	4,414.51
Shifting of electric poles& Cables=												317	259.76
												Total=	4,674.27

3.1.9 Payment of Compensation under Law (CUL), Package-2

The Polder wise payment of compensation Under Law (CUL) of Package-2 made by DCs Pirojpur, Jhalakhati, Barguna and Patuakhali are furnished in Table 3-8. below:

Table 3-8: Polder- wise payment of CUL till November 2023

District	Polder No.	Total Awardees/ Affected HHs	No of awardees applied to DC	Total estimated amount of CUL BDT Lac	No. of Paid awardees	Nos. of payment cheque distributed by DC	Total paid Amount in BDT Lac	Progress (%)
1	2	3	4	5	6	7	8	9
Pirojpur	39/2C	3779	2402	12,407.98	2340	2195	8822.35	72.91
Jhalakathi		1210	845	670.45	820	310	499.26	79.28
Barguna	40/2	835	790	948.38	739	438	809.88	85.40
Barguna	41/1	570	532	501.97	499	253	456.73	97.18
Patuakhali	43/2C	791	502	3243.82	140	140	901.33	27.79
Patuakhali	47/2	133	86	436.12	80	66	402.99	92.40
Patuakhali	48	30	15	515.16	5	5	190.09	36.90
Total=		7,348	5172	18,723.88	4,623	3,407	12,082.63	65.86%

NB: Fund of CUL against final estimate has been placed by BWDB polder- 39/2C, the payment will not be made for eroded area (BDT 308.05 lac) which payment progress will not be counted, for Polder-41/1 under Barguna District 32.00 lac which payment of APs has yet started. Therefore, no progress (%) has not counted in the total amount 18,723.88 lac, considering the present payable amount, the progress (%) of payment is shown on BDT 18,343.17 lac.

3.1.10 Relocation Status of Package-2

The status of relocation has been given below in Table 3-9 after the first indent payment made.

Table 3-9: Status of relocation in Package-2

Status of Relocation	Number of squatters relocated by Polders							%
	Polder 39/2C	Polder 40/2	Polder 41/1	Polder 43/2C	Polder 47/2	Polder 48	Total	
Relocated on own land	7	541	308	278	98	446	1,678	44.35
Relocated on purchased land	0	45	78	29	5	130	287	7.59
Relocated on relative & other's land	3	168	69	98	3	126	467	12.34
Relocated Temporarily at nearby area (Govt. Land)	0	425	167	62	54	487	1,195	31.59
Group Relocation	0	37	0	0	0	0	37	0.98
Market Relocation	0	0	0	0	0	0	0	0.00
Total Relocated (A)=	10	1216	622	467	160	1189	3,664	96.85
Not yet relocated (B)=	9	92	0	0	0	18	119	3.14
Total Relocation target (A+B) =	19	1,308	622	467	160	1,207	3,783	100

3.1.11 Grievance Redress Mechanism (GRM)

A total number of 71 complaints/grievances have been received so far up to November 2023 by GRC. 71 nos. have been resolved at the entry level. Most complaints/grievances are related to resettlement assistance issues. Table shows the status of complaints/cases received & resolved by GRC.

Table 3-10: The status of complaints/cases received and resolved by GRC

Sl. No.	District	Polder no	Total Complaints/cases	Resolved	Pending Grievances
1	Pirojpur	39/2C	02	02	0
1	Barguna	40/2	32	32	0
2	Barguna	41/1	20	20	0
3	Patuakhali	43/2C	17	17	0
4	Patuakhali	47/2	0	0	0
5	Patuakhali	48	0	0	0
Total =			71	71	0

3.1.12 Preparation of EIA of Package-1

The EIA of 4 Polders under Package-1 were completed during the study period and duly been approved by the competent authorities including World Bank.

3.2 Task B: Prepare Design, Bid Documents, EIAs, RAP, etc. for Package-2 Polders

3.2.1 Data processing and reviewing the shop drawings

Immediately after the completion of each day's survey work, the raw data is submitted to the DRE. Then the raw data is processed to check the quality by using the field log sheet. The shop drawings of embankment and khals are also verified with the received raw data/field log sheet and reviewing the proposed alignment before giving final approval.

3.2.2 Design status of Package-2

All the Detailed Designs of Package-2 were completed and duly been approved by the respective Design Circle of BWDB.

3.2.3 Preparation of EIA of Package-2

The EIA of 6 Polders under Package-2 were completed and duly been approved by the competent authorities including World Bank.

3.2.4 Preparation of Monthly Progress Report (MPR) of Environmental issues for the month of November 2023

Monthly progress report on the environmental section was prepared for the month of November 2023 as a regular practice.

3.2.5 Approval of renewal of ECC for Polders of CEIP-1

Department of Environment has approved the renewal of environmental clearance of 10 Polders (4 Polders under Package-1 and 6 Polders under Package-2) of CEIP-1. The renewal period will cover for a period of 1 year from 4th November 2023 to 3rd November 2024 (this has been carried over as per discussion with the World Bank).

3.2.6 Conduct of various environment-related works

Several other environment-related works have been carried out during the month of November 2023. The major works include,

- Monitoring various environmental safeguards practices following EHS standards including imparting related training
- Assisting FAFAD team for environmental compliance and third-party M&E team for environmental assessment works.
- Discussion with WMAs about sharing proper operation practices of water management infrastructures
- Conducted revision works of latest 2 Environmental Monitoring reports and finalizing 7th Annual Environmental Audit reports for the year 2022
- Carried out revision of Bi-annual reports for the periods July-December, 2022 and January-June 2023
- Carried out drafting of operational manual for CEIP-1 Polders during post construction period

3.2.7 Environment-related information, Package-2 for November 2023

The Contractor, Package-2 has submitted some information related to environment for the month of November 2023 as a part of the regular exercise. The Contractor recruits no under-aged worker and workers' age are verified through cross checking their National ID Cards. The related information is provided in the following Table 3-11:

Table 3-11: Environment-related Information Package-2 for November 2023

Locations	No. of Total Workers in 4 Polders this Month		No. of environmental trainees in this month	No. of total accidents took place in this month	No. of total environmental grievance in this month	No. of problem faced for environmental compliance in this month	Comment
	Local Worker	Expatriate workers					
Polder 39/2C	198	15	181	2	0	0	2 workers suffered minor injuries, got cured by first aid treatment
Polder 40/2	86	3	65	2	0	0	2 workers suffered minor injuries, got cured by first aid treatment
Polder 43/2C	31	8	23	0	0	0	No workers became injured during working
Polder 48	144	8	125	1	0	0	1 worker suffered minor injury, got cured by treatment in the clinic
Dhaka office	8	6					
Total	468	42	394	5			

3.2.8 Information of working areas, no. of workers involved (both local and expatriate) of Package-2, CEIP-1

The Contractor of Package-2 has been involved in various construction /civil activities where a number of local and expatriate workers/ staffs are involved during the month of November 2023. The Contractors continued some workers' health and safety measures like provision of PPE, mask, hand gloves, safety shoes etc. Information on workers and work sites along with safety issues provided by the contractor during the reporting period are as follows:

Table 3-12: Work site information of Package 2, CEIP-1 during the period from 1st November 2023 to 30th November 2023

Sl. No.	Location, Polder No. Work site	Type of work	No of workers involved during 01.11.2023 to 30.11.2023		Expected date of work completion	Comments
			Local	Expatriate		
1	39/2C	1. Embankment work for K km4+800-6+400 and 39+700-40+650 2. Embankment work for km44+350-44+580 3. Embankment work km 42+200-42+500 4. CC Block dumping work for 54+000-54+145 5. Construction of FS-14-2 and ds-2 6. Embankment slope protection work for km45+082-45+319 7. Inspection shed work	198	15	25.Dec.2023	
2	40/2	1. Embankment Work for km 23+500-k25+500 2. Embankment work for km31+400-32+600 3. Inspection shed work 4. Turfing work	86	3	25.Dec.2023	
3	41/1		0	0	Work complete	
4	43/2C	1. Embankment Work for km18+662-20+050 2. Turfing work 3. Inspection shed work 4. Sluice Inlet -outlet work for fs-6	31	8	25. Dec.2023	
5	47/2		0	0	Work complete	

Sl. No.	Location, Polder No. Work site	Type of work	No of workers involved during 01.11.2023 to 30.11.2023		Expected date of work completion	Comments
			Local	Expatriate		
6	48	1. Embankment work for km24+500-25+600 2. Embankment work for km 27+000-27+600 3. Slope protection work for km 31+750-31+850 4. Turfing work 5. Inspection shed work	144	8	25.Dec.2023	
7.	Dhaka office	Administration and Supervisory works	6	8		
8.	Patuakhali office	Administration and Supervisory works	0	0		
Total workers			468	42		

Note: During this period, contractor has always provided the protective tools to workers, such as Mask, Hand Sanitizer (with > 75% of alcohol) and every Polders` camp has prepared the isolation area to check the propagation of contagious diseases.

3.2.9 Noise Measurement, Package-2

The automated CC manufacturing plants of Polder 39/2C were partly closed during the month of November 2023. The noise levels have been measured as caused by operation of generator mainly, used for various project related activities operated in Polders 39/2C, 40/2, 43/2C and 48 during the month of November 2023. It may be mentioned that the works of Polder 41/1 and Polder 47/2 have been completed during the earlier periods. The noise levels of different work sites of the 4 Polders for the month of November 2023 are provided in as follows below tables:

Table 3-13: Noise Records of Polder 39/2C for the Month of November 2023

Noise Record		
Monitoring Location		Polder 39/2C, CC Block Manufacturing plant, camp
Monitoring Date		30-November-2023 (Day time)
Noise Meter Model		Digital sound level meter AS804
Major noise sources during monitoring		CC block manufacturing plant, generator
Location category		Mixed area
Measurement results, dB	Operator of Automatic CC Block Machine (Down)	No casting this month
	Operator of Automatic CC Block Machine (Up)	No casting this month
	CC Block stacking area	65.2
	Generator room in side	88.1
	Generator room out side	80.23
	Workshop Area	77.15
	Camp room No.1	52
	Camp room No.2	52
	Community (East)	65
	Community (West)	66.25
	River Side	65.28
Daytime standard of sound, dB (ECR 1997)		50 (residential area); 60 (mixed area); 70 (commercial area); 75 (industrial area)
Daytime standard of sound, dB (WHO, 1999)		55 (residential); 55 (institutional); 55 (educational); 70 (commercial area); 75 (industrial area)

Table 3-14: Noise level of Polder 40/2 for the Month of November 2023

Noise Record		
Monitoring Location	Polder 40/2C Block Manufacturing plant, generator, camp	
Monitoring Date	30.11.2023	
Noise Meter Model	Digital sound level meter AS804	
Major noise sources during monitoring	CC block manufacturing plant, generator	
Location category	Mixed area	
Measurement results, dB	CC block casting area (E497100.876 N434366.099 2.90)	No casting this month
	curing area (start point) (E497106.635 N434368.626 2.78)	No casting this month
	curing area (end point) (E497090.418 N434360.046 2.31)	No casting this month
	stacking area (E497126.491 N434341.003 2.88)	No casting this month
	Generator room in side (E497000.16 N434328.054 3.05)	88.58
	Generator room out side (E497000.25 N434328.054 3.05)	80.23
	Kitchen (E497101.516 N434323.099 2.64)	56
	Camp room No.1(E497100.876 N434366.099 2.66)	53.3
	Camp room No.2(E497121.312 N434331.878 2.65)	52.16
	Worker rest house (E497090.418 N434360.046 2.31)	52.38
Daytime standard of sound, dB (ECR 1997)		50(residential area);60(mixed area);70(commercial area); 75(industrial area)
Daytime standard of sound, dB (WHO, 1999)		55 (residential); 55 (institutional); 55 (educational); 70 (commercial area); 75 (industrial area)

Table 3-15: Noise level of Polder 43/2C for the Month of November 2023

Noise Record		
Monitoring Location	Polder 43/2C, CC Block Manufacturing plant, CC Block yard, generator, Curing areas Coordinates: N454740.798 E540181.012	
Monitoring Date	30-November-2023(Day time)	
Noise Meter Model	Digital sound level meter AS804	
Major noise sources during monitoring	CC block manufacturing plant, generator	
Location category	Mixed area	
Measurement results, dB	CC block casting area N463140.8130 E540585.0610	No casting this month
	curing area (start point) (N463082.1580 E540565.5899)	No casting this month
	curing area (end point) (N454928.496 E540920.040)	No casting this month
	stacking area (E467126.491 N540341.003 2.88)	No casting this month
	Generator room in side (E464740.16 N540128.054 3.05)	87.19
	Generator room out side (E464741.25 N540133.054 3.05)	81.4

	Kitchen (E464743.516 N540134.099 2.64)	65.27
	Camp room No.1(E464745.876 N540136.099 2.66)	52
	Camp room No.2(E464744.312 N540122.878 2.65)	52.49
	Worker rest house (E464743.418 N540121.046 2.31)	54.28
Daytime standard of sound, dB (ECR 1997)		50(residential area);60(mixed area);70(commercial area); 75(industrial area)
Daytime standard of sound, dB (WHO, 1999)		55 (residential); 55 (institutional); 55 (educational); 70 (commercial area); 75 (industrial area)

Table 3-16: Noise level of Polder 48 for the Month of November 2023

Noise Record		
Monitoring Location		Polder 48, CC block yard Coordinates: N416325.431 E512365.154
Monitoring Date: November		30-November-2023
Noise Meter Model		Digital sound level meter AS804
Major noise sources during monitoring		Generator
Location category		Mixed area
Measurement results, dB	CC Block Mixer machine N416380.152 E512338.650	No casting this month
	curing area (start point) N416365.201 E512314.320	No casting this month
	curing area (end point) N416412.693 E512374.993	No casting this month
	stacking area N416410.630 E512390.085	65.22
	Kitchen N416375.098 E512307.765	68.59
	Generator room in side	88.36
	Generator room out side	80.23
	House No.1 N416359.302 E512310.137	53.26
	House No.2 N416365.201 E512327.038	53.69
Daytime standard of sound, dB (ECR 1997)		50 (residential area); 60 (mixed area); 70 (commercial area); 75 (industrial area)
Daytime standard of sound, dB (WHO, 1999)		55 (residential); 55 (institutional); 55 (educational); 70 (commercial area); 75 (industrial area)

3.2.10 Information on Grievance Collection Box (GCB)

According to the existing information, the present status of GCBs in Package-2, CEIP-1 are as follows:

In Package-2, CEIP-1, Polder-wise GCBs are, in Polder 39/2C there are 3 nos. of GCBs, in Polder 40/2 there are 2 nos. of GCBs. (1 at camp site and 1 at mechanical room), in Polder 43/2C there are 2 nos. (1 at camp site and another placed in mechanical workshop site) and Polder 48 has 3 nos. (1 at outside store room, 1 at outside generator room and 1 at outside mechanical room). It has to be remembered that the works of Polders 41/1 and Polder 47/2 has already been completed.

During the month of November 2023, the Construction Supervision Engineers (CSEs) or the Field Engineers of Polders 39/2C, 40/2, 41/1, 43/2C and 48 have opened the grievance collection boxes located in different Polder areas in presence of work site Chinese Managers and submitted their findings, which have been reported by the concerned Deputy Resident Engineer (DRE). Various information of GCBs is submitted as follows Table 3-17.

Table 3-17: Information on grievances of the GCBs in Package-2

Sl. No.	Location	Date of opening the GCB	Name of the person, who keeps the key	No. of Grievance received	Action taken	Remarks
01.	Polder 39/2C (Office area)	30.11.2023	Md. Motahar Hossain Mamun, Field Engineer	Nil	N/A	All the boxes were opened jointly by Md. Motahar Hossain Mamun, Field Engineer and Mr. Xie Yong Sheng In charge of Polder 39/2C
02.	Polder 39/2C (Mechanical area)	30.11.2023	Md. Motahar Hossain Mamun, Field Engineer	Nil	N/A	
03.	Polder 39/2C (Port area)	30.11.2023	Md. Motahar Hossain Mamun, Field Engineer	Nil	N/A	
04..	Polder 40/2	30.11.2023	Md. Md. Monir Hossain, Field Engineer	Nil	N/A	All boxes were opened by the corresponding Field Engineers in presence of Md. Harunur Rashid, CSE of Polders 40/2
05.	Polder 40/2	30.11.2023	Md. Monir Hossain, Field Engineer	Nil	N/A	
06.	Polder 43/2C (at Chinese camp)	30.11.2023	Mr. Jamal Uddin, Field Engineer,	Nil	N/A	The boxes were opened by Mr Jamal Uddin, Field Engineer in presence of Mr. Wang Taofu, Polder Manager, Polder 43/2C
07.	Polder 43/2C (at Mechanical shed)	30.11.2023	Mr. Jamal Uddin, Field Engineer	Nil	N/A	
08.	Polder 48 (outside store room)	30.11.2023	Mr. Mohammad Ali Jinnah, Polder, CSE	Nil	N/A	All the 3 boxes were opened by Md. Mohammad Ali Jinnah, CSE, Polders 47/2 & 48 in presence of Mr. Lixiang, Polder Manager, Polder 48)
09.	Polder 48 (outside generator room)	30.11.2023	Mr. Mohammad Ali Jinnah, Polder, CSE	Nil	N/A	
10	Polder 48 (outside mechanical room)	30.11.2023	Mr. Mohammad Ali Jinnah, Polder, CSE	Nil	N/A	

3.2.11 Recording of Workers' History

The Contractor, Package-2 is keeping/ maintaining various records of their workers specially information on their age, gender, medical history, contact details of next of kin to notify in case of accident and emergency. The recording is monitored by the Environmental Specialists of PMU, DDSC&PMS Consultants and Third-party M&E Consultants during their visits at field level.

3.2.12 Progress of Mechanical Works

About the mechanical aspects the following activities were performed.

Package-1

Fabrication of all New Gates & Hoisting devices had been completed and installation of the devices has already been completed. Some rectification work which was needed to be done, were done by the contractor, Package-1. Joint inspection was done by a Team comprising of Consultant's Mechanical engineer, project engineers and representative of PMU. The sluices have been handed over to the WMA/WMG. They are now in charge operation of the Sluices. A second time inspection of the Sluice Gates was done by Third Party Consultant, where Mechanical Engineer from DDSC & PMS Consultant were accompanied. The identified defects are rectified.

Package-2

In total there are 149 sets of Gates (One set includes one vertical lift gate and one Flap Gate) for all the New Sluices of 6 Polders in Package-2. Out of these 103 sets are for Drainage Sluices and 46 Sets are for Flushing Sluices. All the Gates including Hoists have been installed in the New Structures except one at Polder 39/2C.

There are 35 old structures (Repaired Sluices) around the 6 Polders of Package-2. In these structures (sluices) 69 numbers of Gates are to be installed. Out of 69 Gates for these Repaired sluices, Contractor has brought all the Gates at the sites. Installation of Gates are in process and as per commitment of the Contractor, all the Gates will be installed within the completion date of the Contract.

Package-3

Remaining Design of Flushing cum Drainage Regulators for Package-3 has got approval from BWDB Design Office. With this, all the mechanical Design works in connection with Package-3, CEIP-1 have been completed now.

3.3 Task B: Prepare Design, Bid Documents, EIAs, RAP, etc. for Package-3 Polders

3.3.1 Design

The detailed information regarding the status of preparation and approval of the design of different items of works of Package-3 has been shown in the Table 3-18 below:

Table 3-18: Status of Design for Package-3

SI No.	Polder	Embankment (Km)			Drainage Channel (Km)			Drainage Sluice (No.)			Flushing Sluice (No.)		
		Target	Achievement		Target	Achievement		Target	Achievement		Target	Achievement	
			Design Prepared	Design Approved		Design Prepared	Design Approved		Design Prepared	Design Approved		Design Prepared	Design Approved
1	14/1	31.25	31.25	31.25	13.23	13.23	13.23	4	4	4	1	1	1
2	15	30.78	30.78	30.78	15.44	15.44	15.44	4	4	4	0	0	0
3	16	44.75	44.75	44.75	47.90	47.90	47.90	17	17	17	0	0	0
4	17/1	38.50	38.50	38.50	35.80	35.80	35.80	10	10	10	0	0	0
5	17/2	11.00	11.00	11.00	12.40	12.40	12.40	3	3	3	0	0	0
6	23	36.70	36.70	36.70	31.50	31.50	31.50	12	12	12	12	12	12
7	34/3	17.00	17.00	17.00	11.10	11.10	11.10	3	3	3	6	6	6
Total =		209.98	209.98	209.98	167.37	167.37	167.37	53	53	53	19	19	19

River Bank Protection Works (Km)			Embankment Slope Protection Works (Km)			Gates & Hoists					
Target	Achievement		Target	Achievement		Target	Drainage Sluice (No.)		Target	Flushing Sluice (No.)	
	Design Prepared	Design Approved		Design Prepared	Design Approved		Typical Design Prepared	Typical Design Approved		Design Prepared	Design Approved
0.00	0.00	0	4.78	4.78	4.78			0		0	0
1.60	0.800	0.800	0.00	0.00	0			0		0	0
0.00	0	0	0.00	0	0			0		0	0
0.00	0	0	0.00	0	0			0		0	0
0.00	0	0	0.00	0	0			0		0	0
0.00	0	0	0.00	0	0			0		0	0
0.00	0	0	0.00	0	0			0		0	0
0.00	0	0	0.00	0	0			0		0	0
1.60	0.800	0.800	4.78	4.78	4.78	1	1	1	1	1	1

3.3.2 Bidding Document of Package-3

Preparation of the Bidding Documents based on estimate prepared based on draft design submitted to the concerned design office for approval had been completed and submitted to PMU on 17th October 2019. As per Aide-Memoire of the WB Implementation Support Review Mission during 16th August 2020 to 20th August 2020, it was started to update Bid Documents based on the updated BWDB schedule of rate-2022 but as all the infrastructures of Polders included in Package-3 have been newly designed based on the present requirements under CEIP-11 and subsequently, prepared the bid documents, so it has been stopped to prepare the revised bid documents from CEIP-1.

3.3.3 Preparation of EIA of Package-3

The World Bank has approved the EIA reports of all the 7 (seven) Polders of Package-3, which contain the responses of the World Bank comments, which must be cleared by the DOE after holding of a National Level Workshop.

3.3.4 RAP Preparation of Package-3

After the accomplishment of the map of alignment fixing by the concern of BWDB and Consultants, the LAP/RAP team has completed the Household (HH) numbering and IoL survey in 7 (seven) Polders (Polder-14/1, 15, 16, 17/1, 17/2, 23 and 34/3) under Package-3 of CEIP-1. A total of 20 community consultation meetings were conducted in 15 different locations in Polders of Package-3. Meanwhile, the design crest level has been increased from 4.50 m to 6.00 m with the instruction of BWDB and the design of embankment was approved accordingly. At present, the Package-3 is not implementing under CEIP-1 Resettlement Action Plan (RAP) has been prepared and submitted to the World Bank. The World Bank has suggested that this RAP may please be preserved for any future reference and use.

3.3.5 LAP Preparation for Package-3

The Land Acquisition Plan (LAP) of Package-3 has been prepared on the basis of original design of embankment where the crest width of the embankment was 4.50m. Meanwhile, BWDB had decided to change the design of embankment providing the crest width 6.00m instead of 4.50m. At the present context, the designs of embankment have been approved by the Design Circle-5, BWDB considering the crest width 6.00m. The LAP/RAP team has collected records and information on previously acquired land for seven Polders (Polder- 14/1, 15, 16, 17/1, 17/2, 23 and 34/3) from concerned O&M Divisions of BWDB and the concerned DC offices (Khulna, Satkhira and Bagerhat). Mouza Maps have also been collected from the office of Director, Land Records, Tejgaon, Dhaka and the DC office Khulna, Satkhira and Bagerhat. The works of Package-3 proposes to acquire 95.37 ha. of land for improvement of Seven Polders. The 3rd Package is likely to displace 4,825 household (HH) and other units. But all these activities will require updated in accordance with the revised LAP and RAP.

3.4 Task C: Supervise Construction & Administer Contract of Package-1

3.4.1 Introduction

The Progress report covers the events up to 30th November 2023. The Contract for Package-1 was signed on 1st November 2015 for the execution of Rehabilitation/ Reconstruction and Upgrading of Polder-32; Polder-33; Polder 35/1 and 35/3 under Package-1. The date of formal commencement of work was on 26th January 2016.

Of the total 200.742 kilometres of embankment upgrading in the four Polders, 200.742 kilometres are fully completed in all respect. In Package-1 in total there is 17.699 km paved road, out of these 10.65 km in Polder 35/1 and 1.95 km in Polder 35/3, and km 5.099 km in Polder 33. As per decision of the Competent Authority, the slope development work of the embankment of the respective Polders was taken up and have been completed.

As per the target for the Result Framework in total 150.299 Km of Drainage Channel re-excavation has been achieved.

There is provision for 19.728 Km of embankment Slope Protection works in the four Polders of which 19.728 Km are completed as of November 2023. The 4.27 Km Riverbank protection works had been completed.

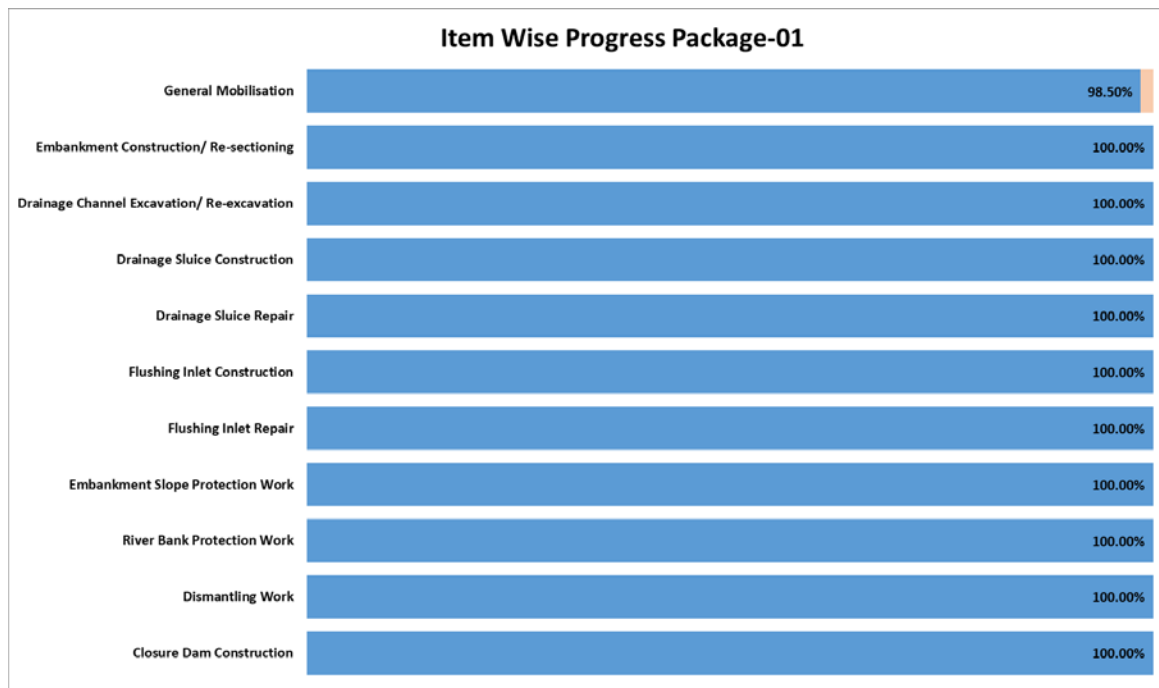


Figure 3-1: Item Wise Progress of Package-1

Water logging in Polder 35/1

There was severe water logging in Polder 35/1 under CEIP-1, Contract Package-1 in the last week of July & first week of August 2021 due to incessant record-breaking rainfall from July 27, 2021, to August 01, 2021.

Short-term arrangement was made to remove water logging by installing drainage Pipe at the identified locations and finally after several investigations it had been decided to construct 7 nos. additional Flushing cum Drainage Outlets as a permanent solution to this water logging problem. As per instruction of the Employer, Engineer took initiative to execute the said works by negotiating with the Contractor of Package-1 and 2 vide several meeting and discussion but ultimately the negotiation was failed. Lastly, it has been decided that the said work will be implemented by O & M Division Bagerhat, BWDB under deposit work. Detail information on this subject had been reported in the previous Monthly Progress Reports.

Emergency Bank Protection Works in Polder 35/1

The remaining part of Emergency Bank Protection Works at km 2+000-2+300 (300 m) and at km 4+500-4+650 (150 m) in Polder 35/1 of Contract Package-1 has been taken up under deposit work.

Precautionary Emergency Bank Protection Works in Polder 32

Precautionary Emergency Bank Protection Works in Polder 32 was taken up at the five most vulnerable locations during the past monsoon months in 2022 to protect the embankment and the lives and living of the Polder Community. Executive Engineer, CEIP-1, BWDB, Khulna assisted in counting the geo-bags through the BWDB Committee constituted by the Project Director. The said works have been completed.

Additional Bank Protection Works in Polder 32

- The present status of Additional Riverbank Protection Works of Polder-32 has been stated in detail under article 1.2.1 of this Monthly Progress Report.

3.4.2 Physical Progress (Milestone Matrix)

Table 3-19: Physical Works Status of Package-1 as of November 2023

Item	Unit	RF Target	Revised Quantity	Cumulative upto 30 June 2023		Cumulative upto 31 October 2023		Current Month		Cumulative upto 30 November 2023		Cumulative During FY 2023-24	
				Completed	Partially Completed	Completed	Partially Completed	Completed	Partially Completed	Completed	Partially Completed	Completed	Partially Completed
1	2	3	4	7	8	9	10	11=(13-9)	12	13	14	15=(13-7)	16
General Mobilization	LS	-	-	92.00%		98.50%		0.00%		98.50%		6.50%	
Embankment Construction/Re-sectioning	Km	200.617	200.742	200.617	0.000	200.742	0.000	0.000	0.000	200.742	0.000	0.125	0.000
				99.84%		100.00%		0.00%		100.00%		0.16%	
Drainage Channel Excavation/Re-excavation	Km	151.210	150.299	150.30	0.000	150.299	0	0.000	0.00	150.299	0	0.000	0.00
				100.00%		100.00%		0.00%		100.00%		0.00%	
Drainage Sluice Construction	No.	38	38	38	0	38	0	0	0	38	0	0	0
				99.43%		100.00%		0.00%		100.00%		0.57%	
Drainage Sluice Repair	No.	2	2	2	0	2	0	0	0	2	0	0	0
				98.67%		100.00%		0.00%		100.00%		1.33%	
Flushing Inlet Construction	No.	30	29	29	0	29	0	0	0	29	0	0	0
				99.34%		100.00%		0.00%		100.00%		0.66%	
Flushing Inlet Repair	No.	14	14	14	0	14	0	0	0	14	0	0	0
				98.71%		100.00%		0.00%		100.00%		1.29%	
Embankment Slope Protection Work	Km	19.766	19.728	19.766	-	19.728	-	0.000	-	19.728	-	-0.038	0.00
				97.60%		100.00%		0.00%		100.00%		2.40%	
River Bank Protection Work	Km	4.45	4.27	4.250	-	4.270	-	0.000	-	4.270	-	0.02	0.00
				100.00%		100.00%		0.00%		100.00%		0.00%	
Closure Dam Construction	No.	1	1	100.00%		100.00%		0.00%		100.00%		0.00%	

Table 3-20: Polder wise Physical Works status of Package-1 as of November 2023

Package No	Polder No	Progress for Construction of Drainage sluices								Progress for Construction of Flushing Sluices							
		Number of DS	Dropped	Revised target of DS	100% Completed	Ongoing	Yet to Start	Overall Progress (%)	Sluice in operation.	Number of FS	Dropped	Revised target of FS	100% Completed	Ongoing	Yet to Start	Overall Progress (%)	Sluice in Operation
1	32	8	0	8	8	0	0	100.00%	8	2	1	1	1	0	0	100.00%	1
	33	12	0	12	12	0	0	100.00%	12	12	6	6	6	0	0	100.00%	6
	35/1	15	1	14	14	0	0	100.00%	14	16	4	12	12	0	0	100.00%	12
	35/3	4	0	4	4	0	0	100.00%	4	10	0	10	10	0	0	100.00%	10
	Total	39	1	38	38	0	0	100.00%	38	40	11	29	29	0	0	100.00%	29

Package No	Polder No	Progress for Repair of Drainage Sluices								Progress for Repair of Flushing Sluices							
		Number of DS	Number of Dropped	Revised target of DS Repair	100% Completed	Ongoing	Yet to Start	Overall Progress (%)	Sluice in operation.	Number of FS	Number of Dropped	Revised target of FS Repair	100% Completed	Ongoing	Yet to Start	Overall Progress (%)	Sluice in operation.
1	32	0	0	0	0	0	0	NA	0	19	13	6	6	0	0	100.00%	6
	33	0	0	0	0	0	0	NA	0	6	3	3	3	0	0	100.00%	3
	35/1	2	0	2	2	0	0	100.00%	2	3	0	3	3	0	0	100.00%	3
	35/3	0	0	0	0	0	0	NA	0	2	0	2	2	0	0	100.00%	2
	Total	2	0	2	2	0	0	100.00%	2	30	16	14	14	0	0	100.00%	14

Package No	Polder No	Progress for Bank Protection Work			Summary of Slope Protection Work			Progress for Excavation / Re-excavation of Drainage Channel				Summary of CC Block Production Status		
		Target Length (Km)	Completed Length (Km)	% Completed	Target Length (Km)	Completed Length (Km)	% Completed	Number of Canals	RF Target Length (Km)	Completed Length (Km)	% Completed	Target Quantity	Production Quantity	% Completed
Package 1	32	2.020	2.020	100.00%	3.30	3.300	100.00%	7	17.00	17.00	100.00%	1,934,764	1,934,764	100.00%
Package 1	33	1.300	1.300	100.00%	4.02	4.016	100.00%	13	62.83	62.83	100.00%	1,251,706	1,251,706	100.00%
Package 1	35/1	0.800	0.800	100.00%	11.71	11.712	100.00%	18	70.47	70.47	100.00%	2,816,160	2,816,160	100.00%
Package 1	35/3	0.150	0.150	100.00%	0.70	0.700	100.00%	2	0.00	0.00	NA	197,496	197,496	100.00%
Package 1	Total	4.270	4.270	100.00%	19.728	19.728	100.00%	40	150.299	150.299	100.00%	6,200,126	6,200,126	100.00%

Progress of Construction / Re-sectioning of Embankment														Partly Completed		
Package No	Polder No	Target Length (Km)	Completed Length (Km)	% Completed	New Emb. Length (Km)	Completed New Emb. Length (Km)	% Completed	Resectioning Length (Km)	Completed Resectioning Length (Km)	% Completed	Retd. Emb. Length (Km)	Completed Retd. Emb. Length (Km)	% Completed	New Emb. Length (Km)	Resectioning Length (Km)	Retd. Emb. Length (Km)
Package 1	32	49.666	49.666	100.00%	0.00	0.00	NA	24.68	24.68	100.00%	24.99	24.99	100.00%	0.000	0.000	0.000
Package 1	33	49.318	49.318	100.00%	0.00	0.00	NA	45.19	45.19	100.00%	4.13	4.13	100.00%	0.000	0.000	0.000
Package 1	35/1	61.933	61.933	100.00%	0.00	0.00	NA	57.42	57.42	100.00%	4.52	4.52	100.00%	0.000	0.000	0.000
Package 1	35/3	39.825	39.825	100.00%	0.00	0.00	NA	24.44	24.44	100.00%	15.39	15.39	100.00%	0.000	0.000	0.000
Package 1	Total	200.742	200.742	100.00%	0.000	0.000	NA	151.720	151.720	100.00%	49.02	49.02	100.00%	0.000	0.000	0.000

Table 3-21: Detailed information of Construction Status of Embankment of Package-1

#	Polder	Status of Work	Length (Km)	Starting Chainage (Km)	End Chainage (Km)	Type of Work (New/ Retd./ Resectioning)	Required Earthwork Quantity (Cum)	Completed Earthwork Quantity (Cum)	Required Dressing & Turfing (Sqm)	Completed Dressing and turfing (Sqm)	Completed Earthwork %	Completed Dressing and turfing %	Progress as of November 2023	Completed Length (km)	Partly Completed Length (km)	Remarks
Package 1																
1	32	Completed	0.483	0.000	0.483	Resectioning	20,679	20,679	8,683	8,683	100.00%	100.00%	100.00%	0.483	0.000	Work is Completed
2	32	Completed	5.517	0.483	6.000	Retired	237,168	237,168	94,044	94,044	100.00%	100.00%	100.00%	5.517	0.000	Work is Completed
3	32	Completed	1.100	6.000	7.100	Resectioning	36,233	36,233	15,701	15,701	100.00%	100.00%	100.00%	1.100	0.000	Work is Completed
4	32	Completed	2.250	7.100	9.350	Retired	93,559	93,559	24,318	24,318	100.00%	100.00%	100.00%	2.250	0.000	Work is Completed
5	32	Completed	0.867	9.350	10.217	Resectioning	20,548	20,548	14,725	14,725	100.00%	100.00%	100.00%	0.867	0.000	Work is Completed
6	32	Completed	0.533	10.217	10.750	Retired	16,252	16,252	4,558	4,558	100.00%	100.00%	100.00%	0.533	0.000	Work is Completed
7	32	Completed	1.625	10.750	12.375	Resectioning	30,963	30,963	20,732	20,732	100.00%	100.00%	100.00%	1.625	0.000	Work is Completed
8	32	Completed	1.625	12.375	14.000	Retired	48,536	48,536	28,874	28,874	100.00%	100.00%	100.00%	1.625	0.000	Work is Completed
9	32	Completed	1.543	14.000	15.543	Resectioning	32,795	32,795	16,389	16,389	100.00%	100.00%	100.00%	1.543	0.000	Work is Completed
10	32	Completed	1.897	15.543	17.440	Retired	63,450	63,450	17,859	17,859	100.00%	100.00%	100.00%	1.897	0.000	Work is Completed
11	32	Completed	0.918	17.440	18.358	Resectioning	17,113	17,113	16,231	16,231	100.00%	100.00%	100.00%	0.918	0.000	Work is Completed
12	32	Completed	0.999	18.358	19.357	Retired	37,686	37,686	17,428	17,428	100.00%	100.00%	100.00%	0.999	0.000	Work is Completed
13	32	Completed	0.917	19.357	20.274	Resectioning	14,090	14,090	14,143	14,143	100.00%	100.00%	100.00%	0.917	0.000	Work is Completed
14	32	Completed	1.697	20.274	21.971	Retired	46,855	46,855	27,127	27,127	100.00%	100.00%	100.00%	1.697	0.000	Work is Completed
15	32	Completed	3.200	21.971	25.171	Resectioning	39,847	39,847	48,823	48,823	100.00%	100.00%	100.00%	3.200	0.000	Work is Completed
16	32	Completed	0.912	25.171	26.083	Retired	27,234	27,234	14,536	14,536	100.00%	100.00%	100.00%	0.912	0.000	Work is Completed
17	32	Completed	9.777	26.083	35.860	Resectioning	196,953	196,953	167,142	167,142	100.00%	100.00%	100.00%	9.777	0.000	Work is Completed
18	32	Completed	1.063	35.860	36.923	Retired	42,030	42,030	19,249	19,249	100.00%	100.00%	100.00%	1.063	0.000	Work is Completed
19	32	Completed	1.989	36.923	38.912	Resectioning	43,629	43,629	31,643	31,643	100.00%	100.00%	100.00%	1.989	0.000	Work is Completed
20	32	Completed	4.548	38.912	43.460	Retired	187,415	187,415	83,913	83,913	100.00%	100.00%	100.00%	4.548	0.000	Work is Completed
21	32	Completed	0.885	43.460	44.345	Resectioning	34,714	34,714	16,729	16,729	100.00%	100.00%	100.00%	0.885	0.000	Work is Completed
22	32	Completed	2.989	44.345	47.334	Retired	143,336	143,336	50,382	50,382	100.00%	100.00%	100.00%	2.989	0.000	Work is Completed
23	32	Completed	1.361	47.334	48.695	Resectioning	47,460	47,460	23,772	23,772	100.00%	100.00%	100.00%	1.361	0.000	Work is Completed
24	32	Completed	0.239	48.695	48.934	Retired	15,171	15,171	5,384	5,384	100.00%	100.00%	100.00%	0.239	0.000	Work is Completed
25	32	Completed	0.717	48.934	49.651	Retired	47,954	47,954	16,823	16,823	100.00%	100.00%	100.00%	0.717	0.000	Work is Completed
26	32	Completed	0.015	49.651	49.666	Resectioning	434	434	206	206	100.00%	100.00%	100.00%	0.015	0.000	Work is Completed
27	33	Completed	0.944	0.000	0.944	Retired	33,982	33,982	16,363	16,363	100.00%	100.00%	100.00%	0.944	0.000	Work is Completed
28	33	Completed	1.856	0.944	2.800	Resectioning	42,304	42,304	30,392	30,392	100.00%	100.00%	100.00%	1.856	0.000	Work is Completed
29	33	Completed	0.258	2.800	3.058	Retired	6,853	6,853	3,940	3,940	100.00%	100.00%	100.00%	0.258	0.000	Work is Completed
30	33	Completed	5.537	3.058	8.595	Resectioning	150,431	150,431	103,654	103,654	100.00%	100.00%	100.00%	5.537	0.000	Work is Completed
31	33	Completed	0.805	8.595	9.400	Retired	25,221	25,221	13,796	13,796	100.00%	100.00%	100.00%	0.805	0.000	Work is Completed
32	33	Completed	8.163	9.400	17.563	Resectioning	180,158	180,158	136,188	136,188	100.00%	100.00%	100.00%	8.163	0.000	Work is Completed
33	33	Completed	0.459	17.563	18.022	Retired	7,106	7,106	4,093	4,093	100.00%	100.00%	100.00%	0.459	0.000	Work is Completed
34	33	Completed	8.018	18.022	26.040	Resectioning	77,157	77,157	100,619	100,619	100.00%	100.00%	100.00%	8.018	0.000	Work is Completed
35	33	Completed	0.556	26.040	26.596	Retired	11,919	11,919	8,085	8,085	100.00%	100.00%	100.00%	0.556	0.000	Work is Completed
36	33	Completed	1.879	26.596	28.475	Resectioning	29,014	29,014	28,201	28,201	100.00%	100.00%	100.00%	1.879	0.000	Work is Completed
37	33	Completed	0.135	28.475	28.610	Retired	4,259	4,259	1,232	1,232	100.00%	100.00%	100.00%	0.135	0.000	Work is Completed
38	33	Completed	19.735	28.610	48.345	Resectioning	271,949	271,949	245,124	245,124	100.00%	100.00%	100.00%	19.735	0.000	Work is Completed
39	33	Completed	0.974	48.345	49.319	Retired	43,669	43,669	16,346	16,346	100.00%	100.00%	100.00%	0.974	0.000	Work is Completed

Bangladesh Water Development Board (BWDB)
Coastal Embankment Improvement Project, Phase-1 (CEIP-1)

#	Polder	Status of Work	Length (Km)	Starting Chainage (Km)	End Chainage (Km)	Type of Work (New/ Retd./ Resectioning)	Required Earthwork Quantity (Cum)	Completed Earthwork Quantity (Cum)	Required Dressing & Turfing (Sqm)	Completed Dressing and turfing (Sqm)	Completed Earthwork %	Completed Dressing and turfing %	Progress as of November 2023	Completed Length (km)	Partly Completed Length (km)	Remarks
40	35/1	Completed	2.394	0.000	2.394	Resectioning	93,623	93,623	49,206	49,206	100.00%	100.00%	100.00%	2.394	0.000	Work is Completed
41	35/1	Completed	0.606	2.394	3.000	Retired	43,956	43,956	6,316	6,316	100.00%	100.00%	100.00%	0.606	0.000	Work is Completed
42	35/1	Completed	1.078	3.000	4.078	Retired	73,557	73,557	18,659	18,659	100.00%	100.00%	100.00%	1.078	0.000	Work is Completed
43	35/1	Completed	11.321	4.078	15.399	Resectioning	490,779	490,779	193,984	193,984	100.00%	100.00%	100.00%	11.321	0.000	Work is Completed
44	35/1	Completed	0.294	15.399	15.693	Retired	20,750	20,750	3,685	3,685	100.00%	100.00%	100.00%	0.294	0.000	Work is Completed
45	35/1	Completed	4.307	15.693	20.000	Resectioning	371,549	371,549	141,946	141,946	100.00%	100.00%	100.00%	4.307	0.000	Work is Completed
46	35/1	Completed	0.514	20.000	20.514	Retired	48,338	48,338	14,820	14,820	100.00%	100.00%	100.00%	0.514	0.000	Work is Completed
47	35/1	Completed	2.586	20.514	23.100	Resectioning	223,755	223,755	32,902	32,902	100.00%	100.00%	100.00%	2.586	0.000	Work is Completed
48	35/1	Completed	0.293	23.100	23.393	Retired	26,229	26,229	3,938	3,938	100.00%	100.00%	100.00%	0.293	0.000	Work is Completed
49	35/1	Completed	0.014	23.393	23.407	Retired	1,345	1,345	188	188	100.00%	100.00%	100.00%	0.014	0.000	Work is Completed
50	35/1	Completed	2.002	23.407	25.409	Resectioning	185,027	185,027	22,749	22,749	100.00%	100.00%	100.00%	2.002	0.000	Work is Completed
51	35/1	Completed	0.587	25.409	25.996	Retired	15,438	15,438	11,525	11,525	100.00%	100.00%	100.00%	0.587	0.000	Work is Completed
52	35/1	Completed	2.504	25.996	28.500	Resectioning	130,172	130,172	62,219	62,219	100.00%	100.00%	100.00%	2.504	0.000	Work is Completed
53	35/1	Completed	2.251	28.500	30.751	Resectioning	50,717	50,717	36,690	36,690	100.00%	100.00%	100.00%	2.251	0.000	Work is Completed
54	35/1	Completed	1.956	30.751	32.707	Resectioning	29,034	29,034	42,999	42,999	100.00%	100.00%	100.00%	1.956	0.000	Work is Completed
55	35/1	Completed	2.293	32.707	35.000	Resectioning	27,722	27,722	41,362	41,362	100.00%	100.00%	100.00%	2.293	0.000	Work is Completed
56	35/1	Completed	1.138	35.000	36.138	Resectioning	23,839	23,839	24,111	24,111	100.00%	100.00%	100.00%	1.138	0.000	Work is Completed
57	35/1	Completed	0.513	36.138	36.651	Resectioning	18,598	18,598	8,695	8,695	100.00%	100.00%	100.00%	0.513	0.000	Work is Completed
58	35/1	Completed	0.489	36.651	37.140	Resectioning	17,134	17,134	11,134	11,134	100.00%	100.00%	100.00%	0.489	0.000	Work is Completed
59	35/1	Completed	1.056	37.140	38.196	Resectioning	17,047	17,047	14,743	14,743	100.00%	100.00%	100.00%	1.056	0.000	Work is Completed
60	35/1	Completed	1.130	38.196	39.326	Retired	8,176	8,176	12,007	12,007	100.00%	100.00%	100.00%	1.130	0.000	Work is Completed
61	35/1	Completed	0.680	39.326	40.006	Resectioning	11,955	11,955	13,607	13,607	100.00%	100.00%	100.00%	0.680	0.000	Work is Completed
62	35/1	Completed	2.656	40.006	42.662	Resectioning	40,077	40,077	56,771	56,771	100.00%	100.00%	100.00%	2.656	0.000	Work is Completed
63	35/1	Completed	1.008	42.662	43.670	Resectioning	15,544	15,544	31,510	31,510	100.00%	100.00%	100.00%	1.008	0.000	Work is Completed
64	35/1	Completed	0.903	43.670	44.573	Resectioning	11,949	11,949	17,243	17,243	100.00%	100.00%	100.00%	0.903	0.000	Work is Completed
65	35/1	Completed	1.669	44.573	46.242	Resectioning	30,865	30,865	36,586	36,586	100.00%	100.00%	100.00%	1.669	0.000	Work is Completed
66	35/1	Completed	2.209	46.242	48.451	Resectioning	32,447	32,447	47,828	47,828	100.00%	100.00%	100.00%	2.209	0.000	Work is Completed
67	35/1	Completed	2.791	48.451	51.242	Resectioning	57,159	57,159	57,560	57,560	100.00%	100.00%	100.00%	2.791	0.000	Work is Completed
68	35/1	Completed	9.379	51.242	60.621	Resectioning	80,190	80,190	97,289	97,289	100.00%	100.00%	100.00%	9.379	0.000	Work is Completed
69	35/1	Completed	0.277	60.621	60.898	Resectioning	-	-	-	-	NA	NA	100.00%	0.277	0.000	Work is Completed
70	35/1	Completed	0.902	60.898	61.800	Resectioning	12,819	12,819	15,223	15,223	100.00%	100.00%	100.00%	0.902	0.000	Work is Completed
71	35/1	Completed	0.133	61.800	61.933	Resectioning	-	-	-	-	NA	NA	100.00%	0.133	0.000	Work is Completed
72	35/3	Completed	1.840	0.000	1.840	Resectioning	69,593	69,593	29,604	29,604	100.00%	100.00%	100.00%	1.840	0.000	Work is Completed
73	35/3	Completed	0.990	1.840	2.830	Retired	37,144	37,144	16,026	16,026	100.00%	100.00%	100.00%	0.990	0.000	Work is Completed
74	35/3	Completed	1.170	2.830	4.000	Resectioning	46,361	46,361	20,967	20,967	100.00%	100.00%	100.00%	1.170	0.000	Work is Completed
75	35/3	Completed	0.830	4.000	4.830	Retired	23,402	23,402	15,732	15,732	100.00%	100.00%	100.00%	0.830	0.000	Work is Completed
76	35/3	Completed	0.140	4.830	4.970	Resectioning	4,857	4,857	2,335	2,335	100.00%	100.00%	100.00%	0.140	0.000	Work is Completed
77	35/3	Completed	2.490	4.970	7.460	Retired	88,235	88,235	50,095	50,095	100.00%	100.00%	100.00%	2.490	0.000	Work is Completed
78	35/3	Completed	1.330	7.460	8.790	Retired	62,618	62,618	23,461	23,461	100.00%	100.00%	100.00%	1.330	0.000	Work is Completed
79	35/3	Completed	1.700	8.790	10.490	Retired	76,238	76,238	31,135	31,135	100.00%	100.00%	100.00%	1.700	0.000	Work is Completed
80	35/3	Completed	1.510	10.490	12.000	Resectioning	49,054	49,054	29,580	29,580	100.00%	100.00%	100.00%	1.510	0.000	Work is Completed
81	35/3	Completed	1.310	12.000	13.310	Retired	56,913	56,913	23,828	23,828	100.00%	100.00%	100.00%	1.310	0.000	Work is Completed
82	35/3	Completed	1.750	13.310	15.060	Resectioning	72,460	72,460	33,233	33,233	100.00%	100.00%	100.00%	1.750	0.000	Work is Completed
83	35/3	Completed	1.600	15.060	16.660	Retired	64,993	64,993	31,134	31,134	100.00%	100.00%	100.00%	1.600	0.000	Work is Completed
84	35/3	Completed	1.540	16.660	18.200	Retired	50,764	50,764	27,887	27,887	100.00%	100.00%	100.00%	1.540	0.000	Work is Completed
85	35/3	Completed	1.580	18.200	19.780	Retired	46,068	46,068	23,477	23,477	100.00%	100.00%	100.00%	1.580	0.000	Work is Completed
86	35/3	Completed	0.840	19.780	20.620	Retired	369,107	369,107	201,340	201,340	100.00%	100.00%	100.00%	0.840	0.000	Work is Completed
87	35/3	Completed	10.800	20.620	31.420	Resectioning	5,046	5,046	3,370	3,370	100.00%	100.00%	100.00%	10.800	0.000	Work is Completed
88	35/3	Completed	0.120	31.420	31.540	Resectioning	3,260	3,260	2,384	2,384	100.00%	100.00%	100.00%	0.120	0.000	Work is Completed
89	35/3	Completed	0.180	31.540	31.720	Retired	4,487	4,487	3,395	3,395	100.00%	100.00%	100.00%	0.180	0.000	Work is Completed
90	35/3	Completed	6.380	31.720	38.100	Resectioning	162,805	162,805	95,810	95,810	100.00%	100.00%	100.00%	6.380	0.000	Work is Completed
91	35/3	Completed	1.000	38.100	39.100	Retired	43,392	43,392	19,273	19,273	100.00%	100.00%	100.00%	1.000	0.000	Work is Completed
92	35/3	Completed	0.725	39.100	39.825	Resectioning	19,710	19,710	14,264	14,264	100.00%	100.00%	100.00%	0.725	0.000	Work is Completed

Table 3-22: Detailed information of Slope Development Status of Paved Road Stretches of Package-1

Pkg. No	Polder	Location	Status of Work	Length (Km)	Starting Chainage (Km)	End Chainage (Km)	Remarks
WP 01	33	Burir Dabor	Completed	0.499	11.028	11.527	LGED Road. Turfing work remaining
	33	Thakurbari to khagraghat	Completed	2.620	19.232	21.852	LGED Road. Turfing work remaining
	33	Chunkuri	Completed	1.980	39.765	41.745	LGED Road. Turfing work remaining
	35/1	Dhansagor	Completed	10.650	51.250	61.900	LGED Road. Turfing work remaining
	35/3	Molliker ber	Completed	1.950	34.210	36.160	LGED Road
Total of Package-1				17.699			

Table 3-23: Detailed information of Construction Status of Drainage Channel of Package-1

#	Polder	Name of Khal	Status of Work	Length (Km)	Completed Length (km)	Required Quantity (Cum)	Achieved Quantity (Cum)	Status as of November 2023	Remarks
Package 1									
1	32	Charar (DS-1)	Completed	1.470	1.470	22,243.04	22,243.04	100.00%	Work completed.
2	32	Hatkholra (DS-2)	Completed	3.321	3.321	50,825.30	50,825.30	100.00%	Work completed.
3	32	Para (DS-3)	Completed	4.313	4.313	34,772.00	34,772.00	100.00%	Work completed.
4	32	Kayratoli (DS-7)	Completed	3.116	3.116	25,153.00	25,153.00	100.00%	Work completed.
5	32	Clozarer (DS-8)	Completed	1.783	1.783	7,992.75	7,992.75	100.00%	Work completed.
6	32	Jaliakhali (DS-16)	Completed	3.000	3.000	22,949.11	22,949.11	100.00%	Work completed.
12	33	Bojan, DS 1	Completed	2.156	2.156	53,570.56	53,570.56	100.00%	Work completed.
9	33	Khejura, DS 2	Completed	5.500	5.500	39,452.14	39,452.14	100.00%	Work completed.
13	33	Borobage, DS 3	Completed	7.500	7.500	28,240.50	28,240.50	100.00%	Work completed.
14	33	Bolder, DS 4	Completed	0.975	0.975	18,618.28	18,618.28	100.00%	Work completed.
8	33	Chara, DS 5	Completed	10.000	10.000	89,475.28	89,475.28	100.00%	Work completed.
15	33	Dhopadi, DS 6	Completed	4.073	4.073	61,069.46	61,069.46	100.00%	Work completed.
16	33	Dacope, DS 7	Completed	3.950	3.950	115,278.50	115,278.50	100.00%	Work completed.
7	33	Bajua, DS 9	Completed	8.890	8.890	51,558.28	51,558.28	100.00%	Work completed.
11	33	Pachin Bajua, DS 10	Completed	8.500	8.500	-	-	100.00%	Work completed.
10	33	Khuntakhali, DS 11	Completed	4.350	4.350	43,945.25	43,945.25	100.00%	Work completed.
17	33	Borobaker, DS 13	Completed	5.616	5.616	34,205.39	34,205.39	100.00%	Work completed.
18	33	Kata, FS 9	Completed	1.320	1.320	31,743.63	31,743.63	100.00%	Work completed.
19	35/1	Terabeka,DS-08(Khal-01)	Completed	2.505	2.505	18,304.00	18,304.00	100.00%	Work completed.
20	35/1	Rayenda,DS-04(Khal-20)	Completed	9.500	9.500	58,147.35	58,147.35	100.00%	Work Completed.
21	35/1	Satgharer,DS-18(Khal-02)	Completed	1.000	1.000	7,118.34	7,118.34	100.00%	Work Completed.
22	35/1	Gabtota,DS-07(Khal-04)	Completed	2.000	2.000	10,575.00	10,575.00	100.00%	Work Completed.
23	35/1	Tafalbari(Khal-06),DS-06	Completed	6.197	6.197	44,383.00	44,383.00	100.00%	Work Completed.
24	35/1	Sonatola(Khal-11),DS-10	Completed	2.500	2.500	14,468.00	14,468.00	100.00%	Work Completed.
25	35/1	Jheelbonia(Khal-19),DS-05	Completed	5.730	5.730	38,856.00	38,856.00	100.00%	Work Completed.
26	35/1	Thanar(Khal-42),DS-11	Completed	3.511	3.511	72,760.00	72,760.00	100.00%	Work Completed.
27	35/1	Khunta kata(Khal-61),DS-03	Completed	3.500	3.500	-	-	100.00%	Work Completed.
28	35/1	Kumarkhali(Khal-64),DS-02	Completed	12.500	12.500	129,294.00	129,294.00	100.00%	Work Completed.
29	35/1	Sannashir(Khal-73),DS-01	Completed	1.500	1.500	11,825.00	11,825.00	100.00%	Work Completed.
30	35/1	Andaria(Khal-75),DS-15	Completed	2.075	2.075	32,661.75	32,661.75	100.00%	Work Completed.
31	35/1	Kabirajer(Khal-79),DS-13	Completed	3.151	3.151	38,743.00	38,743.00	100.00%	Work Completed.
32	35/1	Rajapur(Khal-81),DS-12	Completed	3.730	3.730	77,690.00	77,690.00	100.00%	Work Completed.
33	35/1	Khajurbaria(Khal-90),DS-17	Completed	5.500	5.500	75,241.00	75,241.00	100.00%	Work Completed.
34	35/1	Rathiar(Khal-84),DS-16	Completed	4.625	4.625	69,186.00	69,186.00	100.00%	Work Completed.
35	35/1	Fajajipara(Khal-76),DS-14	Completed	0.942	0.942	-	-	100.00%	Work Completed.
36	35/3	Care Khal	Dropped	0.000	0.000	-	-	NA	Not required hence it is drop.
Total				150.299	150.299	1,430,344.91	1,430,344.91		

Table 3-24: Detailed information of Construction Status of Drainage Sluices of Package-1

#	Polder	Sluice Name	Dropped/ Not Dropped	LA Problem	LA - Current Status	Preparation cofferdam- excavation- dewatering	Foundation sand piling - Sheet Piles	Structure - Concreting Work	Installation CC block placing - Gate	Status as of Nov. 2023	Remarks
Drainage Sluice											
1	32	DS-1	Completed	N	NA	100%	100%	100%	100%	100%	Sluice in operation.
2	32	DS-2	Completed	N	NA	100%	100%	100%	100%	100%	Sluice in operation.
3	32	DS-7	Completed	N	NA	100%	100%	100%	100%	100%	Sluice in operation.
4	32	DS-8	Completed	N	NA	100%	100%	100%	100%	100%	Sluice in operation.
5	32	DS-9	Completed	N	NA	100%	100%	100%	100%	100%	Sluice in operation.
6	32	DS-10	Completed	N	NA	100%	100%	100%	100%	100%	Sluice in operation.
7	32	DS-11	Completed	N	NA	100%	100%	100%	100%	100%	Sluice in operation.
8	32	DS-16	Completed	N	NA	100%	100%	100%	100%	100%	Sluice in operation.
9	33	DS-1	Completed	N	NA	100%	100%	100%	100%	100%	Sluice in operation.
10	33	DS-2	Completed	N	NA	100%	100%	100%	100%	100%	Sluice in operation.
11	33	DS-3	Completed	N	NA	100%	100%	100%	100%	100%	Sluice in operation.
12	33	DS-4	Completed	N	NA	100%	100%	100%	100%	100%	Sluice in operation.
13	33	DS-6	Completed	N	NA	100%	100%	100%	100%	100%	Sluice in operation.
14	33	DS-7	Completed	N	NA	100%	100%	100%	100%	100%	Sluice in operation.
15	33	DS-8	Completed	N	NA	100%	100%	100%	100%	100%	Sluice in operation.
16	33	DS-9	Completed	N	NA	100%	100%	100%	100%	100%	Sluice in operation.
17	33	DS-10	Completed	N	NA	100%	100%	100%	100%	100%	Sluice in operation.
18	33	DS-11	Completed	N	NA	100%	100%	100%	100%	100%	Sluice in operation.
19	33	DS-12	Completed	N	NA	100%	100%	100%	100%	100%	Sluice in operation.
20	33	DS-13	Completed	N	NA	100%	100%	100%	100%	100%	Sluice in operation.
21	35/1	DS-1	Completed	N	NA	100%	100%	100%	100%	100%	Sluice in operation.
22	35/1	DS-2	Completed	N	NA	100%	100%	100%	100%	100%	Sluice in operation.
23	35/1	DS-4	Completed	N	NA	100%	100%	100%	100%	100%	Sluice in operation.
24	35/1	DS-5	Completed	N	NA	100%	100%	100%	100%	100%	Sluice in operation.
25	35/1	DS-6	Completed	N	NA	100%	100%	100%	100%	100%	Sluice in operation.
26	35/1	DS-7	Completed	N	NA	100%	100%	100%	100%	100%	Sluice in operation.
27	35/1	DS-8	Completed	N	NA	100%	100%	100%	100%	100%	Sluice in operation.
28	35/1	DS-11	Completed	N	NA	100%	100%	100%	100%	100%	Sluice in operation.
29	35/1	DS-12	Completed	N	NA	100%	100%	100%	100%	100%	Sluice in operation.
30	35/1	DS-13	Completed	N	NA	100%	100%	100%	100%	100%	Sluice in operation.
31	35/1	DS-14	Completed	N	NA	100%	100%	100%	100%	100%	Sluice in operation.
32	35/1	DS-15	Completed	N	NA	100%	100%	100%	100%	100%	Sluice in operation.
33	35/1	DS-16	Completed	N	NA	100%	100%	100%	100%	100%	Sluice in operation.
34	35/1	DS-17	Completed	N	NA	100%	100%	100%	100%	100%	Sluice in operation.
35	35/1	DS-18	Dropped	N	NA					0%	DS-18, Dropped due to vulnerable situation of Baleshor River from November, 2016
36	35/3	DS-1	Completed	N	NA	100%	100%	100%	100%	100%	Sluice in operation.
37	35/3	DS-2	Completed	N	NA	100%	100%	100%	100%	100%	Sluice in operation.
38	35/3	DS-3	Completed	N	NA	100%	100%	100%	100%	100%	Sluice in operation.
39	35/3	DS-4	Completed	N	NA	100%	100%	100%	100%	100%	Sluice in operation.

Table 3-25: Detailed Information of Construction Status of Flushing Sluices of Package-1

#	Polder	Sluice Name	Dropped/ Not Dropped	LA Problem	LA - Current Status	Preparation cofferdam- excavation- dewatering	Foundation sand piling - Sheet Piles	Structure - Concreting Work	Installation CC block placing - Gate	Status as of Nov. 2023	Remarks
Flushing Sluice											
1	32	FS-3	Dropped	Y						0%	Dropped as local chairman does not allow to construct the FS-3 .
2	32	D-10	Completed	N	NA	100%	100%	100%	100%	100%	Sluice in operation.
3	33	FS-1	Dropped	N	NA					0%	Dropped due to Court Case
4	33	FS-3	Dropped	Y						0%	Dropped as adjacent DS-3 will serve the purpose
5	33	FS-5	Completed	N	NA	100%	100%	100%	100%	100%	Sluice in operation.
6	33	FS-6	Completed	N	NA	100%	100%	100%	100%	100%	Sluice in operation.
7	33	FS-8	Completed	N	NA	100%	100%	100%	100%	100%	Sluice in operation.
8	33	FS-9	Completed	N	NA	100%	100%	100%	100%	100%	Sluice in operation.
9	33	FS-10	Dropped	Y						0%	Dropped due to Land Problem.
10	33	FS-11	Completed	N	NA	100%	100%	100%	100%	100%	Sluice in operation.
11	33	FS-14	Dropped	Y						0%	Dropped due to Land Problem for excavation of diversion channel
12	33	FS-15	Dropped	N	NA					0%	Structure is good condition, converted to repair. Design data submitted for repair work.
13	33	FS-17	Completed	N	NA	100%	100%	100%	100%	100%	Sluice in operation.
14	33	FS-19	Dropped							0%	Dropped due to Land Problem .
15	35/1	FS-1	Completed	N	NA	100%	100%	100%	100%	100%	Sluice in operation.
16	35/1	FS-2	Completed	N	NA	100%	100%	100%	100%	100%	Sluice in operation.
17	35/1	FS-4	Completed	N	NA	100%	100%	100%	100%	100%	Sluice in operation.
18	35/1	FS-5	Completed	N	NA	100%	100%	100%	100%	100%	Sluice in operation.
19	35/1	FS-6	Dropped	Y						0%	Dropped due to Land Problem for excavation of diversion channel
20	35/1	FS-7	Completed	N	NA	100%	100%	100%	100%	100%	Sluice in operation.
21	35/1	FS-12	Completed	N	NA	100%	100%	100%	100%	100%	Sluice in operation.
22	35/1	FS-13	Completed	N	NA	100%	100%	100%	100%	100%	Sluice in operation.
23	35/1	FS-14	Dropped	Y						0%	Dropped due to Land Problem for excavation of diversion channel
24	35/1	FS-15	Dropped	Y						0%	Dropped due to Land Problem for excavation of diversion channel
25	35/1	FS-16	Completed	N	NA	100%	100%	100%	100%	100%	Sluice in operation.
26	35/1	FS-17	Completed	N	NA	100%	100%	100%	100%	100%	Sluice in operation.
27	35/1	FS-18	Completed	N	NA	100%	100%	100%	100%	100%	Sluice in operation.
28	35/1	FS-19	Completed	N	NA	100%	100%	100%	100%	100%	Sluice in operation.
29	35/1	FS-21	Dropped	Y						0%	The local farmer and UP Member demanded new sluice by their letter dated 10.12.2018 to EE & DRE,CEIP-1.Land issues for diversion channel at R/S needs to be solved & decision of compenent authority needs for next step of construction of FS-
30	35/1	FS-22	Completed	N	NA	100%	100%	100%	100%	100%	Sluice in operation.
31	35/1	FS-23	Dropped	Y						0%	Dropped due to Land Problem for excavation of diversion channel
32	35/3	FS-1	Completed	N	NA	100%	100%	100%	100%	100%	Sluice in operation.
33	35/3	FS-3	Completed	N	NA	100%	100%	100%	100%	100%	Sluice in operation.
34	35/3	FS-4	Completed	N	NA	100%	100%	100%	100%	100%	Sluice in operation.
35	35/3	FS-5	Completed	N	NA	100%	100%	100%	100%	100%	Sluice in operation.
36	35/3	FS-6	Completed	N	NA	100%	100%	100%	100%	100%	Sluice in operation.
37	35/3	FS-8	Completed	N	NA	100%	100%	100%	100%	100%	Sluice in operation.
38	35/3	FS-9	Completed	N	NA	100%	100%	100%	100%	100%	Sluice in operation.
39	35/3	FS-10	Completed	N	NA	100%	100%	100%	100%	100%	Sluice in operation.
40	35/3	FS-13	Completed	N	NA	100%	100%	100%	100%	100%	Sluice in operation.
41	35/3	FS-14	Completed	N	NA	100%	100%	100%	100%	100%	Sluice in operation.

Table 3-26: Detailed Information for Repairing of Drainage & Flushing Sluices of Package-1

#	Type of HS	Package	Polder	Sluice Name	Status (Dropped/ Not Dropped)	LA Problem	LA - Current Status	Preparation cofferdam- excavation-	Foundation sand piling- Sheet Piles	Structure - Concreting Work	Installation CC block placing -	Status as of Nov. 2023	Remarks
Drainage Sluice													
1	DS	1	35/1	DS-03	Completed	N	NA	100%	100%	100%	100%	100%	Sluice in operation.
2	DS	1	35/1	DS-10	Completed	N	NA	100%	100%	100%	100%	100%	Sluice in operation.
Flushing Sluice													
1	FS	1	32	FS-01	Completed	N	NA	100%	100%	100%	100%	100%	Sluice in operation.
2	FS	1	32	FFDFB-01	Completed	N	NA	100%	100%	100%	100%	100%	Sluice in operation.
3	FS	1	32	FFDFM-01	Completed	N	NA	100%	100%	100%	100%	100%	Sluice in operation.
4	FS	1	32	FFDFR-01	Dropped							NA	No need to repair. (FFDFR-01)
5	FS	1	32	FM-08	Completed	N	NA	100%	100%	100%	100%	100%	Sluice in operation.
6	FS	1	32	FS-04	Dropped							NA	Sluice not repairable.(FS-04)
7	FS	1	32	FM-09	Completed	N	NA	100%	100%	100%	100%	100%	Sluice in operation.
8	FS	1	32	FM-10	Completed	N	NA	100%	100%	100%	100%	100%	Sluice in operation.
9	FS	1	32	FM-12	Dropped							NA	No need to repair
10	FS	1	32	FM-01	Dropped							NA	No need to repair
11	FS	1	32	FM-02	Dropped							NA	Sluice is not used any more.
12	FS	1	32	FM-07	Dropped							NA	No to need repair, connected with private pond
13	FS	1	32	FM-11	Dropped							NA	No to need repair, connected with private pond
14	FS	1	32	FO-02	Dropped							NA	Abandoned as outside the retired embankment
15	FS	1	32	FO-03	Dropped							NA	No repair needed
16	FS	1	32	FO-04	Dropped							NA	Abandoned as outside the retired embankment
17	FS	1	32	FO-05	Dropped							NA	Abandoned as outside the retired embankment
18	FS	1	32	FO-06	Dropped							NA	Abandoned as outside the retired embankment
19	FS	1	32	FH-9	Dropped							NA	Engulfed by river erosion
20	FS	1	33	FS-02	Dropped							NA	Private structure, no repair needed
21	FS	1	33	FS-12	Dropped							NA	Private structure, no repair needed
22	FS	1	33	FS-13	Completed	N	NA	100%	100%	100%	100%	100%	Sluice in operation.
23	FS	1	33	FS-15	Completed	N	NA	100%	100%	100%	100%	100%	Sluice in operation.
24	FS	1	33	FS-16	Completed	N	NA	100%	100%	100%	100%	100%	Sluice in operation.
25	FS	1	33	FS-18	Dropped							NA	Private structure, no repair needed
26	FS	1	35/1	FS-03	Completed	N	NA	100%	100%	100%	100%	100%	Sluice in operation.
27	FS	1	35/1	FS-10	Completed	N	NA	100%	100%	100%	100%	100%	Sluice in operation.
28	FS	1	35/1	FS-20	Completed	N	NA	100%	100%	100%	100%	100%	Sluice in operation.
29	FS	1	35/3	FS-02	Completed	N	NA	100%	100%	100%	100%	100%	Sluice in operation.
30	FS	1	35/3	FS-07	Completed	N	NA	100%	100%	100%	100%	100%	Sluice in operation.

Table 3-27: Detailed Information of Slope Protection Works of Package-1

#	Polder #	Length (Km)	LA Problem	LA - Current Status	Status of Work	Starting Chainage (Km)	End Chainage (Km)	Mobilization	Production of CC Blocks	Placing of CC block	Other related work	Completed Length (km)	Ongoing Length (km)	Status as of November 2023	Remarks
Package 1								3%	77%	7%	13%				
1	32	0.700	N	NA	Completed	6.452	7.152	100%	100%	100%	100%	0.700		100%	Work is Completed
2	32	0.600	N	NA	Completed	8.050	8.650	100%	100%	100%	100%	0.600		100%	Work is Completed
3	32	1.000	N	NA	Completed	10.231	11.231	100%	100%	100%	100%	1.000		100%	Work is Completed
4	32	1.000	N	NA	Completed	15.751	16.751	100%	100%	100%	100%	1.000		100%	Work is Completed
5	33	0.100	N	NA	Completed	28.500	28.600	100%	100%	100%	100%	0.100		100%	Work is Completed
6	33	2.199	N	NA	Completed	41.735	43.934	100%	100%	100%	100%	2.199		100%	Work is Completed
7	33	0.042	N	NA	Completed	44.031	44.073	100%	100%	100%	100%	0.042		100%	Work is Completed
8	33	0.110	N	NA	Completed	45.000	45.110	100%	100%	100%	100%	0.110		100%	Work is Completed
9	33	0.165	N	NA	Completed	45.300	45.465	100%	100%	100%	100%	0.165		100%	Work is Completed
9	33	0.100	N	NA	Completed	45.465	45.565	100%	100%	100%	100%	0.100		100%	Work is Completed
9	33	1.000	N	NA	Completed	45.600	46.600	100%	100%	100%	100%	1.000		100%	Work is Completed
9	33	0.300	N	NA	Completed	47.870	48.170	100%	100%	100%	100%	0.300		100%	Work is Completed
10	35/1	0.277	N	NA	Completed	2.023	2.300	100%	100%	100%	100%	0.277		100.00%	Work in progress
11	35/1	1.000	N	NA	Completed	2.300	3.300	100%	100%	100%	100%	1.000		100.00%	Work is Completed
12	35/1	0.254	N	NA	Completed	3.800	4.054	100%	100%	100%	100%	0.254		100.00%	Work is Completed
13	35/1	0.386	N	NA	Completed	4.214	4.600	100%	100%	100%	100%	0.386		100.00%	Work is Completed
14	35/1	0.450	N	NA	Completed	5.117	5.567	100%	100%	100%	100%	0.450		100.00%	Work is Completed
15	35/1	0.750	N	NA	Completed	7.437	8.187	100%	100%	100%	100%	0.750		100.00%	Work is Completed
16	35/1	0.078			Completed	9.406	9.484	100%	100%	100%	100%	0.078		100.00%	Work is Completed
17	35/1	0.500	N	NA	Completed	13.500	14.000	100%	100%	100%	100%	0.500		100.00%	Work is Completed
18	35/1	3.108	N	NA	Completed	14.000	17.108	100%	100%	100%	100%	3.108		100.00%	Work is Completed
19	35/1	3.000	N	NA	Completed	20.500	23.500	100%	100%	100%	100%	3.000		100.00%	Work is Completed
20	35/1	1.909	N	NA	Completed	23.500	25.409	100%	100%	100%	100%	1.909		100.00%	Work is Completed
20	35/3	0.700	N	NA	Completed	38.580	39.280	100%	100%	100%	100%	0.700		100.00%	Work is Completed
Total		19.728										19.728	0.000		

Table 3-28: Detailed Information of Bank Protection Works of Package-1

#	Polder	Length (Km)	Status of Work	Starting Chainage (Km)	End Chainage (Km)	Mobilization	Production of CC Blocks	Placing of CC block	Other related work	Completed Length (km)	Status as of November 2023	Remarks
Package 1						3%	83%	6%	8%			
1	32	0.750	Completed	20.493	21.243	100%	100%	100%	100%	0.750	100.00%	Work Completed
2	32	0.500	Completed	25.450	25.950	100%	100%	100%	100%	0.500	100.00%	Work Completed
3	32	0.770	Completed	48.824	49.594	100%	100%	100%	100%	0.770	100.00%	Work Completed
4	33	0.200	Completed	0.000	0.200	100%	100%	100%	100%	0.200	100.00%	Completed
5	33	0.400	Completed	0.990	1.390	100%	100%	100%	100%	0.400	100.00%	Work Completed.
6	33	0.500	Completed	17.360	17.860	100%	100%	100%	100%	0.500	100.00%	Work Completed.
7	33	0.200	Completed	21.680	21.880	100%	100%	100%	100%	0.200	100.00%	Work Completed.
8	35/1	0.300	Dropped	0.300	0.600	0%	0%	0%	0%	0.000	0.0%	Shifted 200m from total 300m to km 3.30 to km 3.60 which has now become km 3.30 to km 3.80. no work is required to the remaining 100m. Design and Drawing is approved by Team Leader, CEIP-1.
9	35/1	0.800	Completed	3.300	4.100	100%	100%	100%	100%	0.800	100.00%	Work Completed.
10	35/3	0.150	Completed	36.220	36.370	100%	100%	100%	100%	0.150	100.00%	Work Completed.
Total		4.270								4.270		

Table 3-29: Detailed Information of Construction of Closure Dam of Package-1

#	Polder	Name of Closure	Status of Work	Foundation Construction of the Closure	Closing of the Closure	Final Protection of the closure	Status as of November 2023	Remarks
Package 1								
1	32	Nalian Closure	Completed	100%	100%	100%	100.0%	Completed
Total							100.00%	

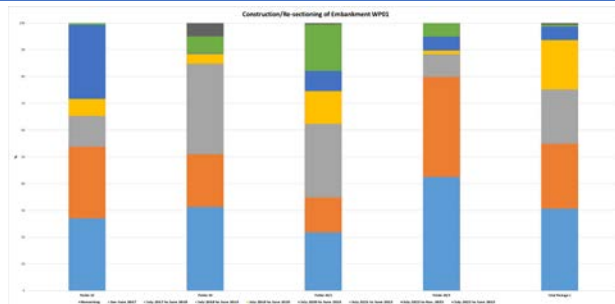


Figure 3-2: Construction/Re-sectioning of Embankment of Package-1

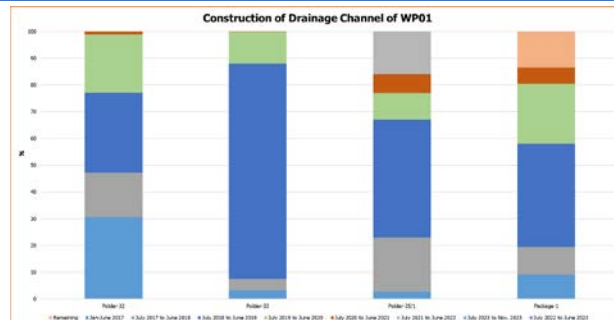


Figure 3-3: Drainage Channel of Package-1

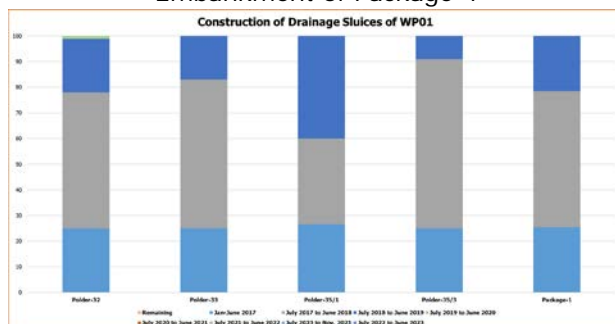


Figure 3-4: Construction of Drainage Sluices of Package-1

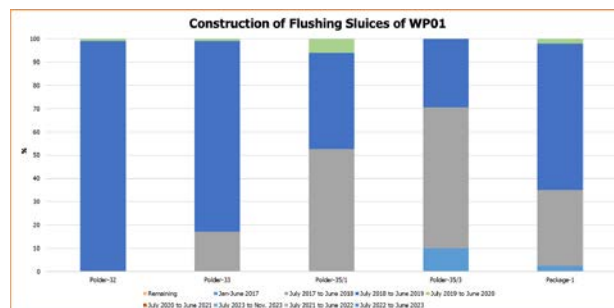


Figure 3-5: Construction of Flushing Sluice of Package-1

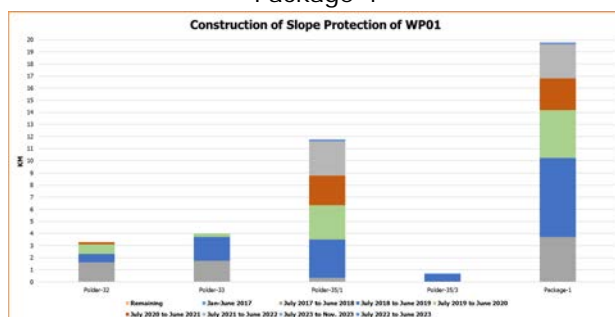


Figure 3-6: Construction of Slope Protection of Package-1

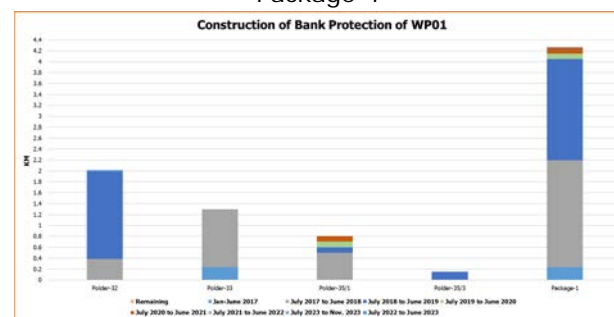


Figure 3-7: Construction of Bank Protection works of Package-1

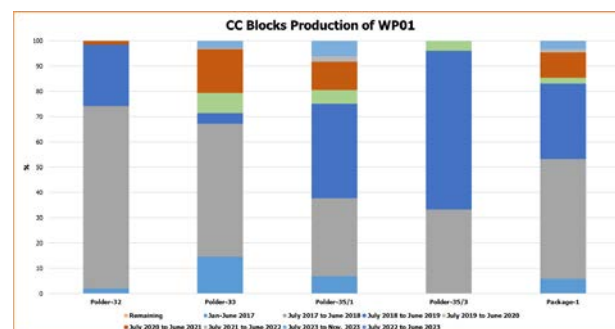


Figure 3-8: CC Blocks Production of Package-1

Table 3-30: CC Blocks Production as of November 2023

S.N.	Polder Number	As per Requirement	Cumulative Total as of 31 October 2023	Production during October 2023					Cumulative Total as of 30 November
				40x40x40 (No)	40x40x20 (No)	30x30x30 (No)	40x40x30 (No)	Total (No)	
1	32	1,934,764	1,934,764	0	0	0	0	0	1,934,764
2	33	1,251,706	1,251,706	0	0	0	0	0	1,251,706
2	35/1	2,816,160	2,816,160	0	0	0	0	0	2,816,160
3	35/3	197,496	197,496	0	0	0	0	0	197,496
Total =		6,200,126	6,200,126	0	0	0	0	0	6,200,126



Figure 3-9: Completed Embankment of Polder-32



Figure 3-10: Completed Slope Protection Works in Polder-32



Figure 3-11: Completed Slope Protection Works in Polder-35/1



Figure 3-12: Nalian Closure Dam of Polder-32



Figure 3-13: Completed 6 vent DS of Polder-35/3



Figure 3-14: Completed Embankment with afforestation of Polder-35/1



Figure 3-15: Afforestation of Polder-35/3

3.4.3 Finances of Contractor Package-1

Tentative Forecast of Payment for FY 2022-23 of Package-1 has been reflected in the following table.

Table 3-31: Tentative forecast of Payment for FY 2022-23 of Package-1

IPC No.	Month of Submission	Forecast Value of IPC in BDT	Remark
IPC-30	October 2022	450,000,000.00	IPC-29 was submitted by the Contractor which is related to refund of retention money of polder 32 and 35/1 but that was not processed as the Contractor failed to meet up some contractual obligations. However, they have fulfilled their contractual obligations in June 2023. Later, the Project Director has advised to re-name the IPC-29 as IPC-30 and submit to PMU. Accordingly, IPC-29 has been re-named as IPC-30 and submitted to PMU on 1 st August 2023 with recommendation for payment
IPC-29	December 2022	200,179,767.00	IPS-29 was submitted to the Employer on 30 th July 2023 with recommendation for payment. But it was returned by the Employer due to exceed the value of emergency work than the provision in Variation Order No.02 and instructed to revise the IPC following the provision in VO.02. Accordingly, the Contractor was requested to revise the IPC-29 as per desire of the Employer and submit to the Engineer Later, it is decided that if any discrepancies is found that will be adjusted in Final Statement and on that condition IPC-29 has again been submitted to PMU with recommendation for payment.
Total		650,179,767.00	

3.4.4 Emergency Works in Package-CEIP-1/W-01

The emergency works under this Package have taken up to close the breaching of existing embankment at some vulnerable locations. The main target of these emergency works was to stop the intrusion of saline water into the Polders to save the crops. In the Contract, there was a provision

for an amount of BDT 40,000,000.00 under Environmental Mitigation Works (Specified Provisional Sum). After exhaustion of the above-mentioned amount to meet up the cost of the rest emergency works, the expenditures are being meet up from the Physical Contingency (Emergency Work). The status of emergency works up to November 2023 is shown below.

Table 3-32: Summary of Emergency works under the head of "Environmental Mitigation Works".

Sl.	Name of Polder	Total Length	Total Cost Estimate (BDT)
01	Polder-32	4.187	21,314,699
02	Polder-33	1.454	8,616,598
03	Polder-35/1	0.941	7,981,316
04	Polder-35/3	1.04	2,078,530
Total =		7.622	39,991,142

❖ Total available budget as per contract: BDT: 40,000,000

Table 3-33: Summary of Emergency works under the head of "Physical Contingency (Emergency Work)" as per Work Order issued.

Sl. No.	Name of Polder	Total Length	Total Cost Estimate (BDT)
01	Polder-32	9.199	163,333,600
02	Polder-33	1.782	11,411,635
03	Polder-35/1	3.216	81,587,470
04	Polder-35/3	2.918	3,056,809
Total =		17.115	259,389,514

❖ Total available budget for Physical Contingency (Emergency Works) as per Variation Order No.06 is BDT: 262,387,812.51.

Table 3-34: Details of Emergency Works under the head of “Environmental Mitigation Works”

Sl. No.	Polder No.	Chainage From	Chainage To	Length (Km)	Name of locations	Engineer Approved Date	Estimated Cost in BDT	Head of Expenditure	FY Year
1.	Polder-32	18.840	19.960	1.120	Hatkholia	3-Mar-16	817,000.00	Environmental Mitigation Works	FY 2015-16
2.	Polder-32	7.561	7.991	0.430	Kalibari	14-Mar-16	1,307,000.00	Environmental Mitigation Works	FY 2015-16
3.	Polder-32	8.161	8.350	0.189	Kalibari	14-Mar-16	614,000.00	Environmental Mitigation Works	FY 2015-16
4.	Polder-32	8.491	8.628	0.137	Kalibari	14-Mar-16	1,009,000.00	Environmental Mitigation Works	FY 2015-16
5.	Polder-32	2.883	3.144	0.261	Gunari of Sutharkhali	20-Mar-16	972,969.00	Environmental Mitigation Works	FY 2015-16
6.	Polder-32	44.561	44.931	0.370	Sutarkhali	20-Mar-16	1,039,924.00	Environmental Mitigation Works	FY 2015-16
7.	Polder-32	12.393	12.693	0.300	Jaynagar	23-Mar-16	1,027,000.00	Environmental Mitigation Works	FY 2015-16
8.	Polder-32	16.680	16.900	0.220	Jhaliakhali of Kamarkhola	23-Mar-16	608,000.00	Environmental Mitigation Works	FY 2015-16
9.	Polder-32	18.575	18.690	0.115	Hatkholia	20-Apr-16	817,000.00	Environmental Mitigation Works	FY 2015-16
10.	Polder-32	8.140	8.217	0.077	Kalibari	22-Jan-17	256,000.00	Environmental Mitigation Works	FY 2016-17
11.	Polder-32	45.062	45.100	0.038	Shibsha River	27-Mar-17	631,551.00	Environmental Mitigation Works	FY 2016-17
12.	Polder-32	8.164	8.292	0.128	Sutarkhali	16-Apr-17	811,931.00	Environmental Mitigation Works	FY 2016-17
13.	Polder-32	19.179	19.236	0.057	Kamarkhola	24-Apr-17	460,436.32	Environmental Mitigation Works	FY 2016-17
14.	Polder-32	36.155	36.232	0.077	Sutarkhali	24-Apr-17	337,118.92	Environmental Mitigation Works	FY 2016-17
15.	Polder-32	43.118	43.147	0.029	Sutarkhali	24-Apr-17	103,342.00	Environmental Mitigation Works	FY 2016-17
16.	Polder-32	7.681	7.981	0.300	Sutarkhali	7-May-17	1,433,223.43	Environmental Mitigation Works	FY 2016-17
17.	Polder-32	44.907	44.935	0.028	Sutarkhali	11-May-17	108,959.00	Environmental Mitigation Works	FY 2016-17
18.	Polder-32	8.566	8.649	0.083	Sutarkhali	16-May-17	619,153.00	Environmental Mitigation Works	FY 2016-17
19.	Polder-32	8.030	8.160	0.130	Sutarkhali	5-Jun-17	639,091.00	Environmental Mitigation Works	FY 2016-17
20.	Polder-32	30.050	30.148	0.098	Sutarkhali	22-Jun-17	7,702,000.00	Environmental Mitigation Works	FY 2016-17
21.	Polder-33	17.447	17.547	0.100	Ramnagar	19-Jan-16	3,601,000.00	Environmental Mitigation Works	FY 2015-16

Bangladesh Water Development Board (BWDB)
Coastal Embankment Improvement Project, Phase-1 (CEIP-1)

Sl. No.	Polder No.	Chainage From	Chainage To	Length (Km)	Name of locations	Engineer Approved Date	Estimated Cost in BDT	Head of Expenditure	FY Year
22.	Polder-33	48.800	48.875	0.075	Banisanta	15-Mar-16	1,175,520.00	Environmental Mitigation Works	FY 2016-17
23.	Polder-33	1.190	1.432	0.242	Banisanta	25-Mar-16	456,000.00	Environmental Mitigation Works	FY 2015-16
24.	Polder-33	0.130	0.280	0.150	Banisanta	2-Jun-16	386,000.00	Environmental Mitigation Works	FY 2015-16
25.	Polder-33	0.600	1.300	0.700	Banisanta	2-Jun-16	1,159,000.00	Environmental Mitigation Works	FY 2015-16
26.	Polder-33	48.800	48.875	0.075	Banisanta	15-Mar-17	1,175,520.00	Environmental Mitigation Works	FY 2016-17
27.	Polder-33	1.220	1.332	0.112	Baniashanta	25-May-17	663,558.00	Environmental Mitigation Works	FY 2016-17
28.	Polder-35/1	63.050	63.106	0.056	Morelgonj	1-Mar-16	1,317,000.00	Environmental Mitigation Works	FY 2015-16
29.	Polder-35/1	63.112	63.128	0.016	Same as 63.050 to 63.106	1-Mar-16		Environmental Mitigation Works	FY 2015-16
30.	Polder-35/1	20.082	20.163	0.081	Sarankhola	1-Apr-16	100,000.00	Environmental Mitigation Works	FY 2015-16
31.	Polder-35/1	24.430	24.500	0.070	Sarankhola	23-Apr-17	1,793,272.30	Environmental Mitigation Works	FY 2016-17
32.	Polder-35/1	2.100	2.466	0.366	Baleswar	8-May-17	609,128.55	Environmental Mitigation Works	FY 2016-17
33.	Polder-35/1	24.673	24.864	0.191	Bogi	19-Jun-17	2,080,957.39	Environmental Mitigation Works	FY 2016-17
34.	Polder-35/1	24.703	24.864	0.161	Southkhali	21-Jun-17	2,080,957.39	Environmental Mitigation Works	FY 2016-17
35.	Polder-35/3	7.176	7.905	0.729	Panchamala of Dema	22-Mar-16	533,000.00	Environmental Mitigation Works	FY 2016-17
36.	Polder-35/3	9.558	9.597	0.039	Panchamala of Dema	22-Mar-16	23,000.00	Environmental Mitigation Works	FY 2016-17
37.	Polder-35/3	9.815	9.887	0.072	Panchamala of Dema	22-Mar-16	34,000.00	Environmental Mitigation Works	FY 2016-17
38.	Polder-35/3	29.865	29.965	0.100	Radhaballab	27-Mar-16	1,070,000.00	Environmental Mitigation Works	FY 2015-16
39.	Polder-35/3	3.394	3.494	0.100	MollikerBer	27-Apr-17	418,530.02	Environmental Mitigation Works	FY 2016-17
Total				7.662			39,991,142		

Table 3-35: Detailed of Emergency Works under the head of “Physical & Price Contingencies”.

SL.No.	Polder No.	Chainage From	Chainage To	Length (Km)	Name of locations	Engineer Approved Date	Estimated Cost in BDT	Head of Expenditure	FY Year
1.	Polder-32	2.805	2.850	0.045	Gunari of Sutharkhali	7-Jun-18	287,852.00	Physical & Price Contingency	FY 2017-18
2.	Polder-32	2.765	2.858	0.093	Gunari of Sutharkhali	1-Aug-18	474,946.00	Physical & Price Contingency	FY 2018-19
3.	Polder-32	3.093	3.633	0.540	Gunari of Sutharkhali	2-Aug-16	277,000.00	Physical & Price Contingency	FY 2016-17
4.	Polder-32	3.130	3.180	0.050	Gunari of Sutharkhali	11-Sep-17	317,883.95	Physical & Price Contingency	FY 2017-18
5.	Polder-32	3.103	3.241	0.138	Gunari of Sutharkhali	31-Oct-16	593,800.00	Physical & Price Contingency	FY 2016-17
6.	Polder-32	7.540	7.620	0.080	Gunari of Sutharkhali	12-Oct-22	56,489,750.88	Physical & Price Contingency	FY 2022-23
7.	Polder-32	7.620	7.860	0.240	Gunari of Sutharkhali	12-Oct-22		Physical & Price Contingency	FY 2022-23
8.	Polder-32	8.060	8.100	0.040	Kalibari	18-Nov-17	77,000.00	Physical & Price Contingency	FY 2018-19
9.	Polder-32	8.321	8.414	0.093	Kalibari	1-May-17	530,000.00	Physical & Price Contingency	FY 2017-18
10.	Polder-32	8.350	8.385	0.035	Kalibari	1-Dec-16	60,000.00	Physical & Price Contingency	FY 2016-17
11.	Polder-32	8.586	8.729	0.143	Kamarkhola	27-Aug-17	922,055.59	Physical & Price Contingency	FY 2017-18
12.	Polder-32	8.600	8.670	0.070	Kalibari	26-Jun-17	150,000.00	Physical & Price Contingency	FY 2017-18
13.	Polder-32	8.650	8.713	0.063	Kamarkhola	6-Jul-17	113,492.00	Physical & Price Contingency	FY 2017-18
14.	Polder-32	13.604	13.644	0.040	Sutarkhali	21-Aug-17	311,091.06	Physical & Price Contingency	FY 2017-18
15.	Polder-32	14.400	14.900	0.500	Precautionary	12-Oct-22	33,961,569.85	Physical & Price Contingency	FY 2012-23
16.	Polder-32	16.800	17.100	0.300	Precautionary	12-Oct-22		Physical & Price Contingency	FY 2012-23
17.	Polder-32	18.600	19.200	0.600	Precautionary	12-Oct-22		Physical & Price Contingency	FY 2012-23
18.	Polder-32	42.990	43.100	0.110	Precautionary	12-Oct-22		Physical & Price Contingency	FY 2012-23
19.	Polder-32	44.400	44.600	0.200	Precautionary	12-Oct-22		Physical & Price Contingency	FY 2012-23
20.	Polder-32	45.900	46.126	0.226	Precautionary	12-Oct-22		Physical & Price Contingency	FY 2012-23

Bangladesh Water Development Board (BWDB)
Coastal Embankment Improvement Project, Phase-1 (CEIP-1)

SL.No.	Polder No.	Chainage From	Chainage To	Length (Km)	Name of locations	Engineer Approved Date	Estimated Cost in BDT	Head of Expenditure	FY Year
21.	Polder-32	47.000	47.050	0.050	Precautionary	12-Oct-22		Physical & Price Contingency	FY 2012-23
22.	Polder-32	16.078	16.326	0.248	Jhaliakhali of Kamarkhola	25-Jul-17	1,181,802.00	Physical & Price Contingency	FY 2017-18
23.	Polder-32	16.030	16.300	0.270	Jhaliakhali of Kamarkhola	25-Mar-18	1,033,085.00	Physical & Price Contingency	FY 2017-18
24.	Polder-32	16.078	16.326	0.248	Jhaliakhali of Kamarkhola	28-Sep-17	1,154,217.71	Physical & Price Contingency	FY 2017-18
25.	Polder-32	16.135	16.395	0.260	Jhaliakhali of Kamarkhola	5-Jun-18	1,712,969.00	Physical & Price Contingency	FY 2017-18
26.	Polder-32	16.240	16.300	0.060	Jhaliakhali of Kamarkhola	25-May-18	30,358.00	Physical & Price Contingency	FY 2017-18
27.	Polder-32	16.298	16.525	0.227	Jaliakhali	7-May-16	1,200,000.00	Physical & Price Contingency	FY 2017-18
28.	Polder-32	16.325	16.398	0.073	Jaliakhali	18-Oct-18	706,605.00	Physical & Price Contingency	FY 2018-19
29.	Polder-32	16.514	16.639	0.125	Same amount of Ch. 16.325 to Km 16.398	18-Oct-18		Physical & Price Contingency	FY 2018-19
30.	Polder-32	16.400	16.445	0.045	Jhaliakhali of Kamarkhola	1-Aug-18	258,751.00	Physical & Price Contingency	FY 2018-19
31.	Polder-32	16.504	16.592	0.088	Jhaliakhali of Kamarkhola	4-Jun-18	539,967.00	Physical & Price Contingency	FY 2017-18
32.	Polder-32	18.787	19.117	0.330	Hatkhola	3-May-20	1,928,199.75	Physical & Price Contingency	FY 2019-20
33.	Polder-32	19.150	19.225	0.075	Kamarkhola	5-Apr-17	40,000.00	Physical & Price Contingency	FY 2017-18
34.	Polder-32	19.165	19.265	0.100	Kamarkhola	2-Aug-16	625,000.00	Physical & Price Contingency	FY 2017-18
35.	Polder-32	19.141	19.277	0.136	Kamarkhola	22-Aug-17	122,307.32	Physical & Price Contingency	FY 2017-18
36.	Polder-32	24.759	24.859	0.100	Sharankhola	14-Nov-16	1,859,614.00	Physical & Price Contingency	FY 2017-18
37.	Polder-32	25.659	25.719	0.060	Kamarkhola	17-Nov-16	415,302.00	Physical & Price Contingency	FY 2016-17
38.	Polder-32	30.568	30.618	0.050	Sutarkhali	18-Oct-18	90,967.00	Physical & Price Contingency	FY 2018-19
39.	Polder-32	30.890	31.082	0.192	Sutarkhali	7-May-20	1,132,902.26	Physical & Price Contingency	FY 2019-20

Bangladesh Water Development Board (BWDB)
Coastal Embankment Improvement Project, Phase-1 (CEIP-1)

SL.No.	Polder No.	Chainage From	Chainage To	Length (Km)	Name of locations	Engineer Approved Date	Estimated Cost in BDT	Head of Expenditure	FY Year
40.	Polder-32	30.905	31.070	0.165	Sutarkhali	1-Oct-19	1,153,060.25	Physical & Price Contingency	FY 2019-20
41.	Polder-32	31.345	31.387	0.042	Sutarkhali	27-Apr-17	84,867.18	Physical & Price Contingency	FY 2017-18
42.	Polder-32	36.179	36.268	0.089	Sutarkhali	22-Jun-17	164,657.00	Physical & Price Contingency	FY 2016-17
43.	Polder-32	36.317	36.365	0.048	Sutarkhali	1-Aug-18	307,884.00	Physical & Price Contingency	FY 2018-19
44.	Polder-32	36.225	36.341	0.116	Sutarkhali	11-Aug-18	150,000.00	Physical & Price Contingency	FY 2017-18
45.	Polder-32	41.570	41.620	0.050	Sutarkhali	22-May-18	468,884.00	Physical & Price Contingency	FY 2017-18
46.	Polder-32	42.900	43.150	0.250	Sutarkhali	6-Oct-22	42,802,152.56	Physical & Price Contingency	FY 2022-23
47.	Polder-32	44.300	44.500	0.200	Sutarkhali	6-Oct-22		Physical & Price Contingency	FY 2022-23
48.	Polder-32	47.010	47.110	0.100	Sutarkhali	6-Oct-22		Physical & Price Contingency	FY 2022-23
49.	Polder-32	7.660	7.820	0.160	Sutarkhali	6-Oct-22		Physical & Price Contingency	FY 2022-23
50.	Polder-32	43.005	43.110	0.105	Thursday Bazar, Sutarkhali	9-Mar-21	6,202,295.02	Physical & Price Contingency	FY 2020-21
51.	Polder-32	43.115	43.155	0.040	Thursday Bazar, Sutarkhali	1-Aug-18	129,624.00	Physical & Price Contingency	FY 2018-19
52.	Polder-32	44.900	45.120	0.220	Sutarkhali	20-Aug-18	508,047.00	Physical & Price Contingency	FY 2018-19
53.	Polder-32	44.957	45.083	0.126	Kalabogi	1-May-16	926,000.00	Physical & Price Contingency	FY 2018-19
54.	Polder-32	44.575	44.826	0.251	Kalabogi	23-Jun-19	2,706,997.00	Physical & Price Contingency	FY 2018-19
55.	Polder-32	45.506	45.518	0.012	Kalabogi	10-May-17	32,000.00	Physical & Price Contingency	FY 2017-18
56.	Polder-32	45.620	45.860	0.240	Kalabogi	7-May-20	6,863,723.28	Physical & Price Contingency	FY 2019-20
57.	Polder-32	45.549	45.731	0.182	Sutarkhali	12-Jul-17	1,338,310.00	Physical & Price Contingency	FY 2017-18
58.	Polder-33	1.086	1.127	0.041	Banishanta	19-Sep-17	432,185.30	Physical & Price Contingency	FY 2017-18
59.	Polder-33	1.155	1.184	0.029	Same as 1.086 to 1.127	19-Sep-17		Physical & Price Contingency	FY 2017-18
60.	Polder-33	0.005	0.060	0.055	Banishanta	1-Jun-17	344,069.00	Physical & Price Contingency	FY 2016-17

Bangladesh Water Development Board (BWDB)
Coastal Embankment Improvement Project, Phase-1 (CEIP-1)

SL.No.	Polder No.	Chainage From	Chainage To	Length (Km)	Name of locations	Engineer Approved Date	Estimated Cost in BDT	Head of Expenditure	FY Year
61.	Polder-33	1.070	1.116	0.046	Dhangmari	25-May-17	31,798.00	Physical & Price Contingency	FY 2017-18
62.	Polder-33	1.200	1.242	0.042	Baniashanta	20-Aug-18	294,835.00	Physical & Price Contingency	FY 2018-19
63.	Polder-33	0.235	0.280	0.045	Baniashanta	13-Aug-18	416,831.00	Physical & Price Contingency	FY 2018-19
64.	Polder-33	17.465	17.595	0.130	Ramnagar	1-Aug-16	465,000.00	Physical & Price Contingency	FY 2016-17
65.	Polder-33	21.730	21.800	0.070	Dacope	11-Aug-18	464,469.00	Physical & Price Contingency	FY 2018-19
66.	Polder-33	30.742	30.853	0.111	Banishanta	12-Oct-22	18,737,594.33	Physical & Price Contingency	FY 2022-23
67.	Polder-33	48.575	48.658	0.083	Banishanta	16-Aug-16	594,000.00	Physical & Price Contingency	FY 2017-18
68.	Polder-33	48.653	48.741	0.088	Banisanta	13-Aug-18	1,172,456.00	Physical & Price Contingency	FY 2018-19
69.	Polder-33	48.767	48.836	0.069	Same amount of Ch. 48.653 to 48.741	13-Aug-18		Physical & Price Contingency	FY 2018-19
70.	Polder-33	48.892	48.972	0.080	Banisanta	11-Sep-18	497,585.00	Physical & Price Contingency	FY 2018-19
71.	Polder-33	48.850	49.100	0.250	Banisanta	16-May-18	1,480,308.98	Physical & Price Contingency	FY 2017-18
72.	Polder-33	48.866	49.020	0.154	Banisanta	22-Jul-19	886,667.79	Physical & Price Contingency	FY 2019-20
73.	Polder-33	48.868	49.087	0.219	Banisanta	1-Aug-18	597,128.00	Physical & Price Contingency	FY 2018-19
74.	Polder-33	48.930	49.050	0.120	Banisanta	24-Aug-16	880,283.00	Physical & Price Contingency	FY 2016-17
75.	Polder-33	49.000	49.045	0.045	Banisanta	10-Oct-17	224,000.00	Physical & Price Contingency	FY 2018-19
76.	Polder-33	49.022	49.099	0.077	Banisanta	11-Oct-17	337,240.00	Physical & Price Contingency	FY 2018-19
77.	Polder-33	49.047	49.075	0.028	Banisanta	21-Sep-17	310,880.00	Physical & Price Contingency	FY 2018-19
78.	Polder-35/1	10.950		0.000	Sarankhola	28-Jul-22	264,822.39	Physical & Price Contingency	FY 2022-23
79.	Polder-35/1	20.020	20.308	0.288	Sarankhola	1-Jul-16	2,800,000.00	Physical & Price Contingency	FY 2017-18
80.	Polder-35/1	23.812	24.014	0.202	Southkhali	24-Apr-18	5,394,032.65	Physical & Price Contingency	FY 2017-18
81.	Polder-35/1	23.750	23.910	0.160	Bagi	28-Jul-19	8,088,391.80	Physical & Price Contingency	FY 2019-20

Bangladesh Water Development Board (BWDB)
Coastal Embankment Improvement Project, Phase-1 (CEIP-1)

SL.No.	Polder No.	Chainage From	Chainage To	Length (Km)	Name of locations	Engineer Approved Date	Estimated Cost in BDT	Head of Expenditure	FY Year
82.	Polder-35/1	23.788	23.823	0.035	Southkhali	10-Jan-18	290,938.46	Physical & Price Contingency	FY 2018-19
83.	Polder-35/1	23.967	25.190	1.223	Southkhali	11-Jul-19	6,782,023.55	Physical & Price Contingency	FY 2019-20
84.	Polder-35/1	23.988	24.028	0.040	Sarankhola	24-May-18	355,507.00	Physical & Price Contingency	FY 2018-19
85.	Polder-35/1	23.988	24.028	0.040	Sarankhola	10-Jan-19	257,635.10	Physical & Price Contingency	FY 2018-19
86.	Polder-35/1	24.094	24.154	0.060	Sarankhola	10-Jan-19	535,364.22	Physical & Price Contingency	FY 2018-19
87.	Polder-35/1	24.252	24.329	0.077	Southkhali	29-Jul-18	1,961,705.54	Physical & Price Contingency	FY 2018-19
88.	Polder-35/1	24.273	24.340	0.067	Southkhali	27-Nov-17	1,370,419.82	Physical & Price Contingency	FY 2017-18
89.	Polder-35/1	24.400	24.457	0.057	Sarankhola	1-Aug-16	812,000.00	Physical & Price Contingency	FY 2016-17
90.	Polder-35/1	24.366	24.454	0.088	Bagi	30-Oct-17	11,372,087.83	Physical & Price Contingency	FY 2017-18
91.	Polder-35/1	24.475	24.537	0.062	Bagi	19-Sep-17	761,484.52	Physical & Price Contingency	FY 2016-17
92.	Polder-35/1	24.525	24.605	0.080	Bagi	9-May-18	6,539,821.57	Physical & Price Contingency	FY 2017-18
93.	Polder-35/1	24.594	24.666	0.072	Bagi	30-Oct-17	1,352,571.65	Physical & Price Contingency	FY 2017-18
94.	Polder-35/1	24.815	24.913	0.098	Sarankhola	12-Mar-19	2,355,290.74	Physical & Price Contingency	FY 2018-19
95.	Polder-35/1	24.528	24.598	0.070	Sarankhola	12-Mar-19	445,810.12	Physical & Price Contingency	FY 2018-19
96.	Polder-35/1	24.164	24.251	0.087	Sarankhola	16-May-18	11,847,015.74	Physical & Price Contingency	FY 2017-18
97.	Polder-35/1	23.788	23.833	0.045	Sarankhola	16-Aug-18	535,205.00	Physical & Price Contingency	FY 2018-19

Bangladesh Water Development Board (BWDB)
Coastal Embankment Improvement Project, Phase-1 (CEIP-1)

SL.No.	Polder No.	Chainage From	Chainage To	Length (Km)	Name of locations	Engineer Approved Date	Estimated Cost in BDT	Head of Expenditure	FY Year
98.	Polder-35/1	24.590	24.765	0.175	Southkhali	12-Sep-18	12,063,945.09	Physical & Price Contingency	FY 2018-19
99.	Polder-35/1	24.759	24.859	0.100	Southkhali	30-Nov-17	1,801,033.32	Physical & Price Contingency	FY 2017-18
100.	Polder-35/1	24.865	24.955	0.090	Southkhali	3-Dec-17	1,203,275.08	Physical & Price Contingency	FY 2017-18
101.	Polder-35/3	0.127	0.168	0.041	MollikerBer	27-Jul-16	250,000.00	Physical & Price Contingency	FY 2016-17
102.	Polder-35/3	0.130	0.170	0.040	MollikerBer	7-May-17	287,000.00	Physical & Price Contingency	FY 2017-18
103.	Polder-35/3	2.826	2.948	0.122	MollikerBer	27-Apr-17	208,850.00	Physical & Price Contingency	FY 2017-18
104.	Polder-35/3	5.500	5.570	0.070	Basbaria	25-Jul-17	20,270.00	Physical & Price Contingency	FY 2018-19
105.	Polder-35/3	7.000	7.007	0.007	Panchamala of Dema	5-Jul-17	14,000.00	Physical & Price Contingency	FY 2018-19
106.	Polder-35/3	9.867	9.917	0.050	MollikerBer	22-Mar-16	26,000.00	Physical & Price Contingency	FY 2016-17
107.	Polder-35/3	9.873	10.083	0.210	Panchamala of Dema	23-Jul-18	135,916.00	Physical & Price Contingency	FY 2018-19
108.	Polder-35/3	9.900	10.050	0.150	Dema	7-May-17	446,761.94	Physical & Price Contingency	FY 2016-17
109.	Polder-35/3	10.000	10.040	0.040	Panchamala of Dema	19-Jul-17	45,269.00	Physical & Price Contingency	FY 2017-18
110.	Polder-35/3	10.040	10.085	0.045	Panchamala of Dema	18-Jul-17	51,276.00	Physical & Price Contingency	FY 2017-18
111.	Polder-35/3	10.085	10.120	0.035	Panchamala of Dema	19-Aug-17	39,819.00	Physical & Price Contingency	FY 2018-19
112.	Polder-35/3	10.120	10.160	0.040	Panchamala of Dema	20-Aug-17	45,269.00	Physical & Price Contingency	FY 2018-19
113.	Polder-35/3	13.055	13.155	0.100	Radhabollov of Karapara	23-Jul-18	151,106.00	Physical & Price Contingency	FY 2018-19
114.	Polder-35/3	13.283	13.315	0.032	Same amount of ch. 13.055 to 13.155	23-Jul-18		Physical & Price Contingency	FY 2018-19
115.	Polder-35/3	13.345	13.400	0.055	Same amount of ch. 13.055 to 13.155	23-Jul-18		Physical & Price Contingency	FY 2018-19
116.	Polder-35/3	13.209	13.242	0.033	Radhaballab	8-Oct-16	145,000.00	Physical & Price Contingency	FY 2017-18

SL.No.	Polder No.	Chainage From	Chainage To	Length (Km)	Name of locations	Engineer Approved Date	Estimated Cost in BDT	Head of Expenditure	FY Year
117.	Polder-35/3	13.343	13.366	0.023	Same as 13.209 to 13.242	8-Oct-16		Physical & Price Contingency	FY 2017-18
118.	Polder-35/3	13.483	13.510	0.027	Same as 13.209 to 13.242	8-Oct-16		Physical & Price Contingency	FY 2017-18
119.	Polder-35/3	13.110	13.148	0.038	Radhabollov	3-Jun-17	379,048.09	Physical & Price Contingency	FY 2016-17
120.	Polder-35/3	13.569	13.602	0.033	Same as 13.110 to 13.148	3-Jun-17		Physical & Price Contingency	FY 2016-17
121.	Polder-35/3	13.350	13.387	0.037	Bagerhat	18-Sep-17	268,708.79	Physical & Price Contingency	FY 2017-18
122.	Polder-35/3	13.067	13.187	0.120	Radhaballab	27-Mar-16	320,000.00	Physical & Price Contingency	FY 2015-16
123.	Polder-35/3	13.573	13.610	0.037	Radhaballab	27-Mar-16	123,000.00	Physical & Price Contingency	FY 2015-16
124.	Polder-35/3	29.600	29.700	0.100	Khagraghat	26-Aug-17	20,197.50	Physical & Price Contingency	FY 2018-19
125.	Polder-35/3	29.800	29.950	0.150	Same as Ch. 29.600 to 29.700	26-Aug-17		Physical & Price Contingency	FY 2018-19
126.	Polder-35/3	30.000	30.070	0.070	Rampal	12-Jun-17	17,000.00	Physical & Price Contingency	FY 2017-18
127.	Polder-35/3	33.050	33.090	0.040	Betbunia	17-Dec-19	243,043.52	Physical & Price Contingency	FY 2019-20
128.	Polder-35/3	36.625	36.665	0.040	Rampal	31-Aug-16		Physical & Price Contingency	FY 2016-17
129.	Polder-35/3	37.130	37.325	0.195	MollikerBer	19-Jul-17	30,064.00	Physical & Price Contingency	FY 2018-19
130.	Polder-35/3	37.500	37.550	0.050	Rampal	17-Jul-17	9,543.00	Physical & Price Contingency	FY 2017-18
131.	Polder-35/3	37.624	37.774	0.150	MollikerBer	17-Jul-17	34,000.00	Physical & Price Contingency	FY 2017-18
132.	Polder-35/3	38.585	38.904	0.319	MollikerBer	28-Aug-16	158,010.00	Physical & Price Contingency	FY 2016-17
133.	Polder-35/3	38.560	38.980	0.420	MollikerBer	20-Jul-17	41,290.00	Physical & Price Contingency	FY 2017-18

3.5 Task C: Supervise Construction & Administer Contract of Package-2

3.5.1 Introduction

The MPR covers all major site activities executed in each of the six Polders up to 30th November 2023. The Contract was signed on 8th March 2017 for the execution of Rehabilitation/ Reconstruction and upgrading of six (6) Polders in total, namely Polder 39/2C, 40/2, 41/1, 43/2C, 47/2 and Polder 48 under CEIP-1 (Contract No: CEIP-1/W-02).

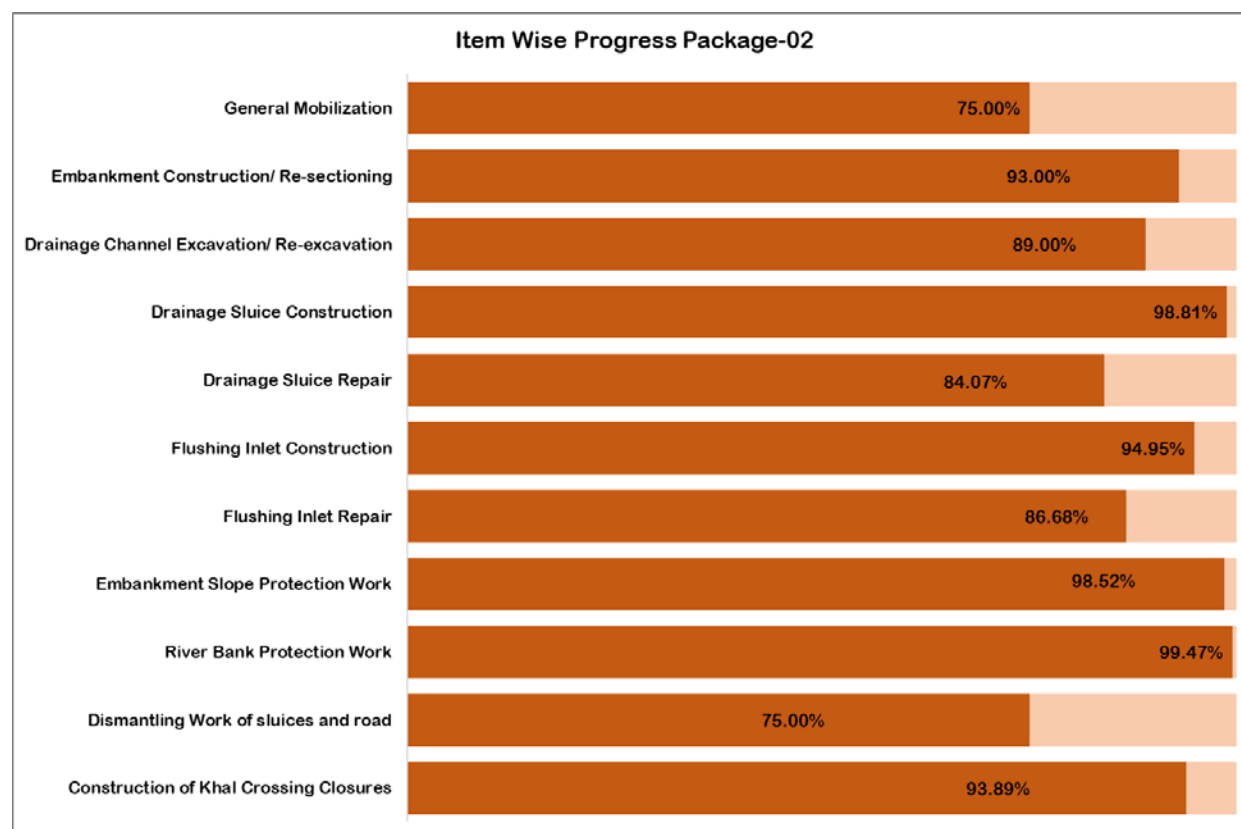


Figure 3-16: Item Wise Progress of Package-2

3.5.2 Physical Progress (Milestone Matrix)

Table 3-36: Physical Works Status of Package-02 as of November 2023

Item	Unit	RF Target	Revised Quantity	Tentative Program FY 2022-2023		Cumulative upto June 2023		Cumulative upto 31 October 2023		Current Month		Cumulative upto 30 November 2023		Cumulative During FY 2023-24	
				Full	Part	Completed	Partially Completed	Completed	Partially Completed	Completed	Partially Completed	Completed	Partially Completed	Completed	Partially Completed
1	2	3	4	5	6	7	8	9	10	11=(13-9)	12	13	14	15=(13-7)	16
General Mobilization	LS	-	-			75.00%		75.00%		0.00%		75.00%		0.00%	
Embankment Construction/Re-sectioning	Km	208.051	208.093			176.861	12.771	187.352	12.117	2.400	11.438	189.752	11.438	12.89	11.438
						87.03%		89.93%		3.07%		93.00%		5.97%	
Drainage Channel Excavation/Re-excavation	Km	154.630	154.877			139.937	0.000	141.095	0.000	7.050	0.000	148.145	0	8.21	0.00
						85.83%		87.66%		1.33%		89.00%		3.17%	
Drainage Sluice Construction	No.	50	51			46	4	47	4	2	2	49	2	3	2
						96.69%		98.12%		0.69%		98.81%		2.13%	
Drainage Sluice Repair	No.	6	3			0	3	0	3	0	3	0	3	0	3
						82.42%		82.89%		1.17%		84.07%		1.64%	
Flushing Inlet Construction	No.	50	51			39	7	45	4	0	5	45	5	6	5
						88.86%		93.55%		1.40%		94.95%		6.09%	
Flushing Inlet Repair	No.	30	32			1	30	6	25	11	14	17	14	16	14
						83.58%		85.24%		1.44%		86.68%		3.10%	
Embankment Slope Protection Work	Km	9.480	9.365			8.674	-	9.008	-	0.020	-	9.028	-	0.354	0.00
						89.99%		91.94%		6.58%		98.52%		8.53%	
River Bank Protection Work	Km	4.920	5.579			5.274	-	5.434	-	0.000	-	5.434	-	0.160	0.00
						97.85%		99.31%		0.17%		99.47%		1.62%	
Construction of Road Pavement	Km		0.00			-	-	-	-	-	-	-	-		
Construction of RCC Flood Wall	Km		0.00			-	-	-	-	-	-	-	-		
Closure Dam Construction	No.		8	7		7 nos. completed	1 no. ongoing 93.13% completed	7 nos. completed	2 no. ongoing 87.75% completed	1 no. Completed	1 no. ongoing 93.89% completed	8 nos. completed	1 no. ongoing 93.89% completed	1 no. completed	1 no. ongoing 93.89% completed

Table 3-37: Polder wise Physical Works status of Package-2 as of November 2023¹

Package No	Polder No	Progress for Construction of Drainage sluices								Progress for Construction of Flushing Sluices							
		Number of DS	Dropped	Revised target of DS	100% Completed	Ongoing	Yet to Start	Overall Progress (%)	Sluice in operation.	Number of FS	Dropped	Revised target of FS	100% Completed	Ongoing	Yet to Start	Overall Progress (%)	Sluice in Operation
2	39/2C	13	0	13	12	1	0	98.00%	8	23	2	21	15	5	1	88.38%	6
	40/2	9	0	9	9	0	0	100.00%	9	14	7	7	7	0	0	100.00%	3
	41/1	10	0	10	9	1	0	99.55%	9	16	6	10	10	0	0	100.00%	10
	43/2C	8	0	8	8	0	0	100.00%	8	15	8	7	7	0	0	100.00%	6
	47/2	4	0	4	4	0	0	100.00%	4	5	2	3	3	0	0	100.00%	2
	48	7	0	7	7	0	0	100.00%	7	3	0	3	3	0	0	100.00%	2
	Total	51	0	51	49	2	0	98.81%	45	76	25	51	45	5	1	94.95%	29

Package No	Polder No	Progress for Repair of Drainage Sluices								Progress for Repair of Flushing Sluices							
		Number of DS	Number of Dropped	Revised target of DS Repair	100% Completed	Ongoing	Yet to Start	Overall Progress (%)	Sluice in operation.	Number of FS	Number of Dropped	Revised target of FS Repair	100% Completed	Ongoing	Yet to Start	Overall Progress (%)	Sluice in operation.
2	39/2C	0	0	0	0	0	0	NA	0	0	0	0	0	0	0	NA	0
	40/2	1	0	1	0	1	0	95.75%	0	12	1	11	8	3	0	98.57%	0
	41/1	0	0	0	0	0	0	NA	0	13	1	12	9	3	0	99.06%	6
	43/2C	0	0	0	0	0	0	NA	0	7	0	7	0	6	1	78.21%	0
	47/2	0	0	0	0	0	0	NA	0	2	0	2	0	2	0	92.50%	0
	48	2	0	2	0	2	0	86.25%	0	0	0	0	0	0	0	NA	0
	Total	3	0	3	0	3	0	84.07%	0	34	2	32	17	14	1	86.68%	6

Package No	Polder No	Progress for Bank Protection Work			Summary of Slope Protection Work			Progress for Excavation / Re-excavation of Drainage Channel				Summary of CC Block Production Status			Construction of Closure Dam		
		Target Length (Km)	Completed Length (Km)	% Completed	Target Length (Km)	Completed Length (Km)	% Completed	Number of Canals	RF Target Length (Km)	Completed Length (Km)	% Completed	Target Quantity	Production Quantity	% Completed	Target (No)	Completed (No)	Ongoing (No)
Package 2	39/2C	3.805	3.660	96.19%	4.000	3.76	92.20%	11	57.23	52.83	92.31%	5,341,989	5,324,285	99.67%	9	8	1
Package 2	40/2	0.000	0.000	NA	1.137	1.14	100.00%	11	7.06	4.73	66.97%	432,425	407,308	94.19%	0	0	NA
Package 2	41/1	0.674	0.674	100.00%	0.000	0.00	NA	8	8.82	8.82	100.00%	593,786	572,311	96.38%	0	0	NA
Package 2	43/2C	0.540	0.540	100.00%	0.000	0.00	NA	8	31.52	31.52	100.00%	432,694	428,153	98.95%	0	0	NA
Package 2	47/2	0.560	0.560	100.00%	0.000	0.00	NA	4	9.17	9.17	100.00%	410,025	406,370	99.11%	0	0	NA
Package 2	48	0.000	0.000	NA	4.228	4.13	97.63%	11	41.08	41.08	100.00%	619,325	604,962	97.68%	0	0	NA
Package 2		5.579	5.434	99.47%	9.365	9.028	98.52%	53	154.877	148.145	89.00%	7,830,244	7,743,389	98.89%	9	8	1

Progress of Construction / Re-sectioning of Embankment														Partly Completed		
Package No	Polder No	Target Length (Km)	Completed Length (Km)	% Completed	New Emb. Length (Km)	Completed New Emb. Length (Km)	% Completed	Resectioning Length (Km)	Completed Resectioning Length (Km)	% Completed	Retd. Emb. Length (Km)	Completed Retd. Emb. Length (Km)	% Completed	New Emb. Length (Km)	Resectioning Length (Km)	Retd. Emb. Length (Km)
Package 2	39/2C	59.250	55.254	93.26%	59.25	55.25	93.26%	0.00	0.00	NA	0.00	0.00	NA	1.808	0.000	0.000
Package 2	40/2	34.200	27.297	79.82%	0.00	0.00	NA	34.20	27.30	79.82%	0.00	0.00	NA	0.000	5.780	0.000
Package 2	41/1	33.571	33.571	100.00%	0.00	0.00	NA	31.27	31.27	100.00%	2.30	2.30	100.00%	0.000	0.000	0.000
Package 2	43/2C	25.505	21.963	86.11%	0.00	0.00	NA	19.95	17.22	86.33%	5.26	4.75	90.29%	0.000	0.050	0.500
Package 2	47/2	17.567	17.567	100.00%	0.00	0.00	NA	16.24	16.24	100.00%	1.33	1.33	100.00%	0.000	0.000	0.000
Package 2	48	38.000	34.100	89.74%	0.00	0.00	NA	38.00	34.10	89.74%	0.00	0.00	NA	0.000	3.300	0.000
Package 2		208.093	189.752	93.00%	59.250	55.254	93.26%	139.653	126.123	90.31%	8.89	8.38	94.26%	1.808	9.130	0.500

¹ The Progress has been calculated considering the quantity and length as provided in VO No. 03.

Table 3-38: Chainage wise Detailed Information of Construction of Embankment for Package-2

#	Polder	Status of Work	Length (Km)	Starting Chainage (Km)	End Chainage (Km)	Type of Work (New/ Retd./ Resectioning)	Required Earthwork Quantity (Cum)	Completed Earthwork Quantity (Cum)	Required Dressing & Turfing (Sq.m)	Completed Dressing and turfing (Sq.m)	Completed Earthwork %	Completed Dressing and turfing %	Progress as of November 2023	Completed Length (km)	Partly Completed Length (km)	Remarks
1	39/2C	Ongoing	1.100	0.000	1.100	New	8,363				60.98%	0.00%	56.10%	0.600	0.100	Work in Progress
2	39/2C	Ongoing	4.063	1.100	5.163	New	90,518	81,500	53,643	38,200	90.04%	71.21%	88.53%	3.929	0.000	Work in Progress
3	39/2C	Ongoing	1.237	5.163	6.400	New	24,457	20,500		0	83.82%	0.00%	77.11%	1.237	0.000	Work in Progress
4	39/2C	Ongoing	1.400	6.400	7.800	New	35,027	35,027	19,809	19,500	100.00%	98.44%	99.88%	1.400	0.000	Work in Progress
5	39/2C	Completed	2.450	7.800	10.250	New	62,093	62,093	1,983	1,983	100.00%	100.00%	100.00%	2.450	0.000	Work is Completed
6	39/2C	Ongoing	2.150	10.250	12.400	New	56,553	54,500	30,560	21,300	96.37%	69.70%	94.24%	2.100	0.000	Work in Progress
7	39/2C	Ongoing	3.200	12.400	15.600	New	81,015	79,500	46,050	29,500	98.13%	64.06%	95.40%	3.200	0.000	Work in Progress
8	39/2C	Ongoing	3.700	15.600	19.300	New	110,095	101,500	57,793	35,500	92.19%	61.43%	89.73%	3.500	0.200	Work in Progress
9	39/2C	Ongoing	2.050	19.300	21.350	New	65,751	53,500	32,309	8,500	81.37%	26.31%	76.96%	1.400	0.650	Work in Progress
10	39/2C	Ongoing	3.350	21.350	24.700	New	91,998	88,000	49,589	25,600	95.65%	51.62%	92.13%	3.200	0.100	Work in Progress
11	39/2C	Ongoing	5.300	24.700	30.000	New	114,224	114,224	67,206	16,000	100.00%	23.81%	93.90%	5.120	0.000	Work in Progress
12	39/2C	Ongoing	3.600	30.000	33.600	New	72,040	71,500	44,444	40,000	99.25%	90.00%	98.51%	3.600	0.000	Work in Progress
13	39/2C	Ongoing	3.000	33.600	36.600	New	102,621	90,000	48,130	15,400	87.70%	32.00%	83.24%	2.620	0.141	Work in Progress
14	39/2C	Ongoing	2.660	36.600	39.260	New	162,395	155,000	58,000	42,000	95.45%	72.41%	93.60%	2.560	0.000	Work in Progress
15	39/2C	Ongoing	5.313	39.260	44.573	New	318,502	299,400	108,543	33,500	94.00%	30.86%	88.95%	4.913	0.400	Work in Progress
8	39/2C	Ongoing	2.677	44.573	47.250	New	154,328	135,500	36,170	25,400	87.80%	70.22%	86.39%	2.460	0.217	Work in Progress
9	39/2C	Completed	3.300	47.250	50.550	New	197,861	197,861	59,555	59,555	100.00%	100.00%	100.00%	3.300	0.000	Work is Completed
10	39/2C	Ongoing	5.400	50.550	55.950	New	256,606	235,000	101,260	83,500	91.58%	82.46%	90.85%	4.965	0.000	Work in Progress
11	39/2C	Ongoing	0.550	55.950	56.500	New	27,267	24,788	10,311	8,500	90.91%	82.44%	90.23%	0.550	0.000	Work in Progress
12	39/2C	Ongoing	2.750	56.500	59.250	New	105,079	78,000	46,427	13,100	74.23%	28.22%	70.55%	2.150	0.000	Work in Progress

Bangladesh Water Development Board (BWDB)
Coastal Embankment Improvement Project, Phase-1 (CEIP-1)

#	Polder	Status of Work	Length (Km)	Starting Chainage (Km)	End Chainage (Km)	Type of Work (New/ Retd./ Resectioning)	Required Earthwork Quantity (Cum)	Completed Earthwork Quantity (Cum)	Required Dressing & Turfing (Sqm)	Completed Dressing and turfing (Sqm)	Completed Earthwork %	Completed Dressing and turfing %	Progress as of November 2023	Completed Length (km)	Partly Completed Length (km)	Remarks
13	40/2	Completed	1.240	0.000	1.240	Resectioning	45,011	45,011	41,540	41,540	100.00%	100.00%	100.00%	1.240	0.000	Work is Completed
14	40/2	Completed	1.760	1.240	3.000	Resectioning	119,313	119,313	46,015	46,015	100.00%	100.00%	100.00%	1.760	0.000	Work is Completed
15	40/2	Completed	1.150	3.000	4.150	Resectioning	59,117	59,117	35,166	35,166	100.00%	100.00%	100.00%	1.150	0.000	Work is Completed
16	40/2	Completed	1.700	4.150	5.850	Resectioning	29,830	29,830	28,838	28,838	100.00%	100.00%	100.00%	1.700	0.000	Work is Completed
17	40/2	Completed	0.100	5.850	5.950	Resectioning	1,893	1,893	1983	1983	100.00%	100.00%	100.00%	0.100	0.000	Work is Completed
18	40/2	Completed	0.700	5.950	6.650	Resectioning	13,100	13,100	13,052	13,052	100.00%	100.00%	100.00%	0.700	0.000	Work is Completed
19	40/2	Ongoing	0.850	6.650	7.500	Resectioning	18,835	18,835	16,464	15,500	100.00%	94.14%	99.53%	0.850	0.000	Work in Progress
20	40/2	Ongoing	1.500	7.500	9.000	Resectioning	29,648	29,648	27,140	25,500	100.00%	93.96%	99.52%	1.500	0.000	Work in Progress
21	40/2	Ongoing	3.000	9.000	12.000	Resectioning	143,000	143,000	88,798	85,000	100.00%	95.72%	99.66%	3.000	0.000	Work in Progress
22	40/2	Completed	0.850	12.000	12.850	Resectioning	37,947	37,947	35,093	35,093	100.00%	100.00%	100.00%	0.850	0.000	Work is Completed
23	40/2	Completed	1.150	12.850	14.000	Resectioning	109,400	109,400	21,067	21,067	100.00%	100.00%	100.00%	1.150	0.000	Work is Completed
24	40/2	Ongoing	1.000	14.000	15.000	Resectioning	80,391	80,391	40,501	40,500	100.00%	100.00%	100.00%	1.000	0.000	Work in Progress
25	40/2	Ongoing	2.700	15.000	17.700	Resectioning	258,925	242,500	121,079	61,000	93.66%	50.38%	90.19%	2.400	0.300	Work in Progress
26	40/2	Ongoing	0.550	17.700	18.250	Resectioning	37,733	37,733	23,757	19,500	100.00%	82.08%	98.57%	0.550	0.000	Work in Progress
27	40/2	Completed	0.200	18.250	18.450	Resectioning	14,513	14,513	8,965	8,965	100.00%	100.00%	100.00%	0.200	0.000	Work is Completed
28	40/2	Completed	1.250	18.450	19.700	Resectioning	99,752	99,752	39,118	39,118	100.00%	100.00%	100.00%	1.250	0.000	Work is Completed
29	40/2	Completed	1.300	19.700	21.000	Resectioning	107,309	107,309	46,157	46,157	100.00%	100.00%	100.00%	1.300	0.000	Work is Completed
30	40/2	Completed	0.550	21.000	21.550	Resectioning	40,992	40,992	22,710	22,710	100.00%	100.00%	100.00%	0.550	0.000	Work is Completed
	40/2	Completed	1.450	21.550	23.000	Resectioning	41,856	41,856	31,338	31,338	100.00%	100.00%	100.00%	1.450	0.000	Work is Completed
31	40/2	Ongoing	4.520	23.000	27.520	Resectioning	57,984	43,400		0	74.85%	0.00%	68.86%	0.397	3.000	LGED Paved Road. Work in progress
32	40/2	Ongoing	4.715	27.520	32.235	Resectioning	32,775	28,000		0	85.43%	0.00%	78.60%	2.744	1.973	RHD Paved Road. Work in Progress
33	40/2	Ongoing	0.565	32.235	32.800	Resectioning	7,304	6,000		0	82.15%	0.00%	75.58%	0.056	0.507	Work in Progress
34	40/2	#DIV/0!	1.115	32.800	33.915	Resectioning	0	0		0	#DIV/0!	0.00%	#DIV/0!	1.115	0.000	Pourashava Paved Road.
35	40/2	Completed	0.285	33.915	34.200	Resectioning	8,997	8,997	8,600	8,600	100.00%	100.00%	100.00%	0.285	0.000	Work is Completed
36	41/1	Completed	2.300	0.000	2.300	Resectioning	55,596	55,596	85,000	85,000	100.00%	100.00%	100.00%	2.300	0.000	Work is Completed
37	41/1	Completed	0.700	2.300	3.000	Resectioning	0	0	0	0	100.00%	100.00%	100.00%	0.700	0.000	RHD Carpeting Road.
38	41/1	Completed	2.300	3.000	5.300	Retired	199,719	199,719	74,000	74,000	100.00%	100.00%	100.00%	2.300	0.000	Work is Completed
39	41/1	Ongoing	7.500	5.300	12.800	Resectioning	169,336	169,336			100.00%	0.00%	92.00%	7.500	0.000	Work in Progress
40	41/1	Completed	0.950	12.800	13.750	Resectioning	51,709	51,709	33,250.00	33,250	100.00%	100.00%	100.00%	0.950	0.000	Work is Completed
41	41/1	Completed	0.250	13.750	14.000	Resectioning	13,304	13,304	5,500	5,500	100.00%	100.00%	100.00%	0.250	0.000	Paved Road area. Work in Completed
42	41/1	Completed	4.650	14.000	18.650	Resectioning	72,491	72,491	87,500	87,500	100.00%	100.00%	100.00%	4.650	0.000	Paved Road area. Work in Completed
43	41/1	Completed	1.850	18.650	20.500	Resectioning	0	0	0.00	0.00	100.00%	100.00%	100.00%	1.850	0.000	Pourashava Carpeting Road.
44	41/1	Completed	6.750	20.500	27.250	Resectioning	0.000	0.000	0.000	0.000	100.00%	100.00%	100.00%	6.750	0.000	RHD Carpeting Road. Work in Completed
45	41/1	Completed	2.250	27.250	29.500	Resectioning	32,972	32,972	48,000	48,000	100.00%	100.00%	100.00%	2.250	0.000	Paved Road area. Work in Progress
46	41/1	Completed	2.500	29.500	32.000	Resectioning	46,071	46,071	53,000	53,000	100.00%	100.00%	100.00%	2.500	0.000	Paved Road area. Work in Completed
47	41/1	Completed	1.571	32.000	33.571	Resectioning	34,300	34,300	34,562	34,562	100.00%	100.00%	100.00%	1.571	0.000	Paved Road area. Work in Completed

Bangladesh Water Development Board (BWDB)
Coastal Embankment Improvement Project, Phase-1 (CEIP-1)

#	Polder	Status of Work	Length (Km)	Starting Chainage (Km)	End Chainage (Km)	Type of Work (New/ Retd./ Resectioning)	Required Earthwork Quantity (Cum)	Completed Earthwork Quantity (Cum)	Required Dressing & Turfing (Sqm)	Completed Dressing and turfing (Sqm)	Completed Earthwork %	Completed Dressing and turfing %	Progress as of November 2023	Completed Length (km)	Partly Completed Length (km)	Remarks
48	43/2C	Yet to Start	0.074	0.000	0.074	Resectioning					0.00%	0.00%	0.00%			RHD Carpeting Road.
49	43/2C	Ongoing	0.851	0.074	0.925	Resectioning	42,000	41,870	20,888	20,888	99.69%	100.00%	99.72%	0.851	0.000	Work in Progress
50	43/2C	Ongoing	0.400	0.925	1.325	Resectioning	12,347	12,341	8,370	8,370	99.95%	100.00%	99.96%	0.400	0.000	Work in Progress
51	43/2C	Completed	2.703	1.325	4.028	Resectioning	74,709	74,709	52,570	52,570	100.00%	100.00%	100.00%	2.703	0.000	Work is Completed
52	43/2C	Yet to Start	0.872	4.028	4.900	Resectioning					0.00%	0.00%	0.00%			LGED Carpeting Road.
53	43/2C	Ongoing	0.950	4.900	5.850	Resectioning	22,860	21,672	18,556	18,556	94.80%	100.00%	95.22%	0.950	0.000	Work in Progress
54	43/2C	Yet to Start	1.650	5.850	7.500	Resectioning					0.00%	0.00%	0.00%			LGED Carpeting Road.
55	43/2C	Ongoing	5.600	7.500	13.100	Resectioning	120,728	120,728	111,189	103,247	100.00%	92.86%	99.43%	5.600	0.000	Work in Progress
56	43/2C	Ongoing	1.100	13.100	14.200	Retired	85,535	85,490	31,030	23,273	99.95%	75.00%	97.95%	1.100	0.000	Work in Progress
57	43/2C	Ongoing	0.800	14.200	15.000	Resectioning	45,911	45,852	21,384	9,175	99.87%	42.91%	95.31%	0.800	0.000	Work in Progress
58	43/2C	Ongoing	3.000	15.000	18.000	Retired	117,296	117,296	88,954	84,954	100.00%	95.50%	99.64%	3.000	0.000	Work in Progress
59	43/2C	Completed	0.645	18.000	18.645	Retired	21,709	21,709	19,166	19,166	100.00%	100.00%	100.00%	0.645	0.000	
60	43/2C	Yet to Start	0.010	18.645	18.655	Retired					0.00%	0.00%	0.00%			
61	43/2C	Ongoing	0.645	18.655	19.300	Resectioning	24,568	24,568	14,883		100.00%	0.00%	92.00%	0.595	0.050	Work in Progress
62	43/2C	Ongoing	0.500	19.300	19.800	Retired	43,471	33,500	15,383		77.06%	0.00%	70.90%	0.000	0.500	Work in Progress
63	43/2C	Ongoing	0.900	19.800	20.700	Resectioning	52,926	52,800	21,009	14,706	99.76%	70.00%	97.38%	0.900	0.000	Work in Progress
64	43/2C	Ongoing	1.700	20.700	22.400	Resectioning	64,993	64,000	51,294	48,178	98.47%	93.93%	98.11%	1.700	0.000	Work in Progress
65	43/2C	Ongoing	1.600	22.400	24.000	Resectioning	73,766	73,000	49,560	47,082	98.96%	95.00%	98.64%	1.600	0.000	Work in Progress
66	43/2C	Ongoing	1.200	24.000	25.200	Resectioning	61,233	58,200	35,378	34,660	95.05%	97.97%	95.28%	1.119	0.000	Work in Progress
67	43/2C	Yet to Start	0.305	25.200	25.505	RHD Road					0.00%	0.00%	0.00%			RHD Carpeting Road.
68	47/2	Ongoing	2.100	0.000	2.100	Resectioning	9,178	9,178	26,745	22,463	100.00%	83.99%	98.72%	2.100	0.000	Work in Progress
69	47/2	Completed	0.650	2.100	2.750	Retired	34,813	34,813	13,378	13,378	100.00%	100.00%	100.00%	0.650	0.000	Work is Completed
70	47/2	Ongoing	3.400	2.750	6.150	Resectioning	36,849	36,849	56,220	47,360	100.00%	84.24%	98.74%	3.400	0.000	Work in Progress
71	47/2	Completed	0.680	6.150	6.830	Retired	31,378	31,378	9,259	9,259	100.00%	100.00%	100.00%	0.680	0.000	Work is Completed
72	47/2	Completed	6.220	6.830	13.050	Resectioning	52,700	52,700	84,575	84,575	100.00%	100.00%	100.00%	6.220	0.000	Work is Completed
73	47/2	Ongoing	4.517	13.050	17.567	Resectioning	48,526	48,526	60,057	50,765	100.00%	84.53%	98.76%	4.517	0.000	Work in Progress
74	48	Completed	0.500	0.000	0.500	Resectioning	11,086	11,086	10,167	10,167	100.00%	100.00%	100.00%	0.500	0.000	Work is Completed
75	48	Completed	4.000	0.500	4.500	Resectioning	27,511	27,511	53,868	53,868	100.00%	100.00%	100.00%	4.000	0.000	Work is Completed
76	48	Completed	2.200	4.500	6.700	Resectioning	9,450	9,450	33,297	33,297	100.00%	100.00%	100.00%	2.200	0.000	Paved Road area. Work in Progress
77	48	Completed	9.434	6.700	16.134	Resectioning	61,387	61,387	165,844	165,844	100.00%	100.00%	100.00%	9.434	0.000	Paved Road area. Work in Progress
78	48	Completed	0.316	16.134	16.450	Resectioning	5,513	5,513	6,721	6,721	100.00%	100.00%	100.00%	0.316	0.000	Work is Completed
79	48	Ongoing	0.685	16.450	17.135	Resectioning	114,878	114,878	41,472	36,500	100.00%	88.01%	99.04%	0.685	0.000	Work in Progress
80	48	Ongoing	0.865	17.135	18.000	Resectioning	116,361	116,361	53,831	49,800	100.00%	92.51%	99.40%	0.865	0.000	Work in Progress
81	48	Completed	3.000	18.000	21.000	Resectioning	394,860	394,860	184,529	184,529	100.00%	100.00%	100.00%	3.000	0.000	Work is Completed
82	48	Ongoing	3.000	21.000	24.000	Resectioning	425,692	391,636	186,164	139,623	92.00%	75.00%	90.64%	2.700	0.300	Work in Progress
83	48	Ongoing	5.455	24.000	29.455	Resectioning	403,185	302,389	284,260	119,853	75.00%	42.16%	72.37%	3.150	1.705	LGED Carpeting Road. Work in progress
84	48	Ongoing	1.195	29.455	30.650	Resectioning	47,674	28,605	50,226	0	60.00%	0.00%	55.20%	0.00	1.195	Work in Progress
85	48	Ongoing	0.150	30.650	30.800	Resectioning	7,518	2,507	693	0	33.35%	0.00%	30.68%	0.150	0.000	Work in Progress
86	48	Ongoing	1.215	30.800	32.015	Resectioning	76,555	40,158	12,303	12,085	52.46%	98.23%	56.12%	1.115	0.100	Work in Progress
87	48	Completed	2.285	32.015	34.300	Resectioning	109,790	109,790	30,720	30,720	100.00%	100.00%	100.00%	2.285	0.000	Work is Completed
88	48	Completed	0.250	34.300	34.550	Resectioning	25,871	25,871	3,173	3,173	100.00%	100.00%	100.00%	0.250	0.000	Work is Completed
89	48	Completed	0.328	34.550	34.878	Resectioning	23,428	23,428	3,871	3,871	100.00%	100.00%	100.00%	0.328	0.000	Work is Completed
90	48	Completed	2.122	34.878	37.000	Resectioning	226,180	226,180	116,730	116,730	100.00%	100.00%	100.00%	2.122	0.000	Work is Completed
91	48	Completed	1.000	37.000	38.000	Resectioning	12,694	12,694	15,016	15,016	100.00%	100.00%	100.00%	1.00	0.000	Work is Completed

Table 3-39: Detailed information of Slope Development Status of Paved Road Stretches of Package-

2

Polder	Location	Status of Work	Length (Km)	Starting Chainage (Km)	End Chainage (Km)	Remarks
39/2C	Bhandaria Thana premissis to Liakat Market, Bhandaria, Pirojpur	Ongoing	0.016	0.000	0.016	RHD Overlapping
39/2C		Ongoing	0.129	0.016	0.145	RHD Overlapping
39/2C		Ongoing	0.205	0.145	0.350	RHD Overlapping
39/2C	Liakat market to Gorur Hat, Bhandaria, Pirojpur	Ongoing	0.166	0.350	0.516	RHD Overlapping
39/2C	Gorur Hat to Mia Bari Madrassa complex (FS-1), south shealkathi, Bhandaria, Pirojpur	Ongoing	0.484	0.516	1.000	RHD Overlapping
39/2C		Completed	0.080	1.000	1.080	RHD Overlapping
39/2C	Near Tatukder Bari, Dindawa, Pirojpur	Completed	0.055	2.590	2.645	LGED overlapping
39/2C		Ongoing	0.105	2.928	3.033	LGED overlapping
39/2C	Poddar Khal Bazar, East Dhawa (DS-1)	Completed	0.038	3.033	3.071	LGED overlapping
39/2C		Completed	0.274	3.071	3.345	LGED overlapping
39/2C	Tulatala to Jalner Khal South-East Dhawa (FS-3)	Completed	0.280	4.700	4.980	LGED overlapping
39/2C		Ongoing	0.166	4.995	5.161	LGED overlapping
39/2C	Jalner khal to west Chechrirampur (DS-2), Soth Dhawa	Ongoing	0.021	5.161	5.182	LGED overlapping
39/2C		Ongoing	0.987	5.182	6.169	LGED overlapping
39/2C	Near west chechri Primary School, Dhawa	Completed	0.010	7.190	7.200	LGED crossing
39/2C	West chechrirampur Tofsirer khea ghat, Kathalia	Completed	0.010	9.360	9.370	LGED crossing
39/2C	Near Bhogiratpur Bazar (North side), Mottbaria	Completed	0.237	14.873	15.110	LGED Overlapping
39/2C		Ongoing	0.009	15.111	15.120	LGED crossing
39/2C	Near Bhogiratpur Bazar (west side), Mottbaria	Completed	0.009	15.660	15.669	LGED crossing
39/2C		Completed	0.007	15.840	15.847	LGED crossing
39/2C	Besides Gazi bari Bazar, Boro Saula, Mottbaria	Completed	0.005	17.931	17.936	LGED crossing
39/2C	Near Anis karir Bari, Boro Saula	Completed	0.005	18.685	18.690	LGED crossing
39/2C	Near Badura Bazar toward safa	Completed	0.005	21.002	21.007	LGED crossing
39/2C	Bhanga Pool- near south Tetulbaria Panchagram primary school	Completed	0.006	22.080	22.086	LGED crossing
39/2C	Near safa bazar about 300m towards badura	Completed	0.007	24.135	24.142	LGED crossing
39/2C	Near safa bazar RHD road, (DS-6)	Completed	0.010	24.420	24.430	RHD crossing
39/2C	Near Safa bazar rcc bridge	Completed	0.009	25.002	25.011	LGED crossing
39/2C	Vangon Kul, Gulbunia	Completed	0.078	27.280	27.358	LGED overlapping
39/2C	Near South Junia bridge	Completed	0.007	28.380	28.387	LGED crossing
39/2C	Near Horinpala bridge & Cyclone shelter	Completed	0.008	31.570	31.578	LGED crossing
39/2C	Bashai Bari, Horinpala	Ongoing	0.005	32.606	32.611	LGED crossing
39/2C	Near Chairman bari, Horinpala	Completed	0.012	33.585	33.597	LGED crossing
39/2C		Completed	0.060	36.170	36.230	LGED overlapping
39/2C	Horinpala Eco Park	Ongoing	0.007	36.405	36.412	LGED crossing
39/2C	Telekhali Bazar (DS-8)	Completed	0.003	42.875	42.878	LGED crossing
39/2C	Near south side Charkhali Ferry ghat (DS-11)	Completed	0.165	50.785	50.950	LGE Doverlapping
39/2C	Between Charkhali More and Ferry ghat	Completed	0.006	51.164	51.170	RHD crossing
39/2C	Near charkhali more (North side)	Completed	0.005	51.315	51.320	LGED crossing
39/2C	Near old charkhali launch ghat	Completed	0.005	51.655	51.660	LGED crossing
39/2C	Near Chenguria Bazar	Completed	0.115	56.420	56.535	LGED overlapping
39/2C	Near Kudus ukil bari (DS-13)	Completed	0.088	57.082	57.170	LGED overlapping
39/2C		Completed	0.118	57.200	57.318	LGED overlapping
39/2C	Near Horolal & Hiralaler bari, south shealkathi	Completed	0.027	57.395	57.422	LGED overlapping
39/2C		Ongoing	0.251	57.804	58.055	LGED overlapping
39/2C		Completed	0.011	58.300	58.311	LGED (crossing)
39/2C	Moshraf er Bari, South Shealkathi	Ongoing	0.197	58.437	58.634	LGED overlapping
39/2C		Ongoing	0.030	58.725	58.755	LGED overlapping
39/2C	From Khokon Kazir Bari to Bhandaria LSD Godown	Ongoing	0.295	58.755	59.050	LGED overlapping
39/2C		Ongoing	0.200	59.050	59.250	LGED overlapping
40/2	Pathargata Mouza	Completed	1.240	0.000	1.240	Pourashaba Road
40/2	Char donai Mouza	Completed	0.600	23.000	23.600	LGED Road
40/2	Hoglapasha	Completed	3.920	23.600	27.520	RHD Road (Under up Gradation by RHD)
40/2	Hatempur & Boraitola	Completed	4.715	27.520	32.235	Pourashaba Road
40/2	Pathargata Mouza	Completed	1.965	32.235	34.200	Pourashaba Road
41/1	Burir Char UP	Completed	0.750	2.250	3.000	RHD road (Under up gradation by RHD)
41/1	Burir Char UP	Completed	4.900	13.750	18.650	LGED Road
41/1	Burir Char UP	Completed	2.050	18.650	20.700	Pourashaba Road
41/1	Burir Char UP	Completed	6.560	20.700	27.260	RHD road (Under up gradation by RHD)
41/1	Burir Char UP	Completed	6.140	27.260	33.400	LGED Road
43/2C	Suhari	Yet to Start	0.074	0.000	0.074	RHD Road
43/2C	Boro Gabua	Yet to Start	0.876	4.024	4.900	RHD Road
43/2C	Boro Gabua	Yet to Start	1.650	5.850	7.500	LGED Road
43/2C	Suhari	Yet to Start	0.303	25.210	25.513	RHD Road
48	Kuakata Beach	Completed	15.600	0.534	16.134	LGED Road
48	Kuakata Beach	Ongoing	1.197	29.455	30.652	LGED Road
Total of Package-2			57.568			

Table 3-40: Channel Wise detailed Information for Construction of Drainage Channel for Package-2

#	Polder	Name of Khal	Status of Work	Length (Km)	Completed Length (km)	Required Quantity (Cum)	Achieved Quantity (Cum)	Status as of November 2023	Remarks
1	39/2C	Chokeydev Khal	Ongoing	5.500	2.550	36,491.75	12,380.00	46.36%	Work in Progress
2	39/2C	Pona Khal	Completed	20.000	20.000	24,296.05	2,500.00	100.00%	Work Completed.
3	39/2C	Bakshi Khal Br. 2	Completed	3.000	3.000	2,769.38	2,500.00	100.00%	Work Completed.
4	39/2C	Dasher Khal	Completed	3.750	3.750	20,760.50	20,760.50	100.00%	Work Completed.
5	39/2C	Junier Khal	Completed	3.000	3.000	2,931.45	2,931.00	100.00%	Work Completed.
6	39/2C	Teli Khal Khal	Completed	4.500	4.500	1,634.35	1,634.35	100.00%	Work Completed.
7	39/2C	Chakula Khal	Ongoing	5.500	4.050	6,339.85	3,100.00	73.64%	Work in Progress
8	39/2C	Hetalia Khal	Completed	3.500	3.500	10,108.20	8,978.00	100.00%	Work Completed.
9	39/2C	Nodmollar Khal	Completed	4.000	4.000	11,291.90	11,139.00	100.00%	Work Completed.
10	39/2C	Dagrey Khal	Completed	2.000	2.000	27,552.35	27,552.00	100.00%	Work Completed.
11	39/2C	Bauner Khal	Completed	2.480	2.480	-	-	100.00%	No need of Re-excavation
12	40/2'	Mutainer Khal	Dropped	2.400	0.000	42,571.38		0.00%	This khal has already been excavated by BWDB (Connected with DS-1). Dropped
13	40/2'	Adhania Khal	Dropped	0.000	0.000	23,507.00		0.00%	Dropped
14	40/2'	Nijladiamar Khal	Dropped	0.000	0.000	43,613.08		0.00%	Dropped
15	40/2'	Ganpara Khal - 1	Dropped	0.000	0.000			0.00%	Dropped
16	40/2	Keoratala Khal	Completed	1.829	1.829	36,574.74	36,574.00	100.00%	Work Completed.
17	40/2	Mother Khal	Ongoing	5.232	2.900	138,249.14	50,000.00	55.43%	Work in Progress
18	40/2'	Charduan Khal	Dropped	0.000	0.000	73,031.75		0.00%	Dropped
19	40/2'	Hoglapasha Khal	Dropped	0.000	0.000	57,367.59		0.00%	Dropped
20	40/2'	Munshigonj Khal	Dropped	0.000	0.000	1,663.75		0.00%	Dropped
21	40/2'	Maser Khal	Dropped	0.000	0.000	37,548.50		0.00%	Dropped
22	40/2'	Kajibari Khal	Dropped	0.000	0.000	38,060.00		0.00%	Dropped
23	40/2'	Boritolala Khal	Dropped	0.000	0.000	73,238.00		0.00%	Dropped
24	41/1'	Lobongla Khal	Dropped	4.440	0.000	5,301.34		0.00%	This khal has already been excavated by BWDB (Connected with DS-1)
25	41/1'	Shonakhali Khal	Dropped	0.000	0.000	17,187.50		0.00%	Dropped
26	41/1'	Charakgasia Khal	Dropped	0.000	0.000	6,789.75		0.00%	Dropped
27	41/1	Chamalar Khal	Completed	1.260	1.260	18,344.97	18,344.97	100.00%	Work is completed (Connected with DS-4)
28	41/1'	Burirchar Khal	Dropped	6.930	0.000	38,439.50		0.00%	Dropped
29	41/1	Lobongla Khal Br. 1	Completed	4.440	4.440	5,301.34	5,301.34	100.00%	As per approved shop drawing, the excavation quantity is only 5,301.00 Cum which is negligible in compared to length. So the existing section is enough compared to design section. No need re-excavation (Connected with DS-6).
30	41/1	Napit Khal Khal	Completed	1.813	1.813	23,564.92	23,564.92	100.00%	Work is completed. (Connected with DS-7)
31	41/1	Choto Lobongla Khal	Completed	1.308	1.308	26,171.70	26,171.70	100.00%	Completed
32	43/2C	Chadkokai Khal	Completed	2.600	2.600	65,370.05	65,370.05	100.00%	Work Completed
33	43/2C	Jamaluddin Khal	Completed	0.450	0.450	12,827.10	11,316.04	100.00%	Work Completed
34	43/2C	Mushir Khal - 01	Completed	6.793	6.793	3,376.27	3,376.27	100.00%	Work Completed
35	43/2C	Mushir Khal	Completed	1.695	1.695	32,012.66	32,012.66	100.00%	Work Completed
36	43/2C	Pollar Khal	Completed	2.230	2.230	41,276.48	41,276.48	100.00%	Work Completed
37	43/2C	Rishir Khal	Completed	1.966	1.966	45,782.75	45,782.75	100.00%	Work Completed
38	43/2C	Taltola Khal	Completed	2.440	2.440	35,930.85	35,930.85	100.00%	Work Completed
39	43/2C	Golkhal Khal	Completed	5.865	5.865	59,477.74	59,477.74	100.00%	Work Completed
40	43/2C	Jiali Khal	Completed	2.300	2.300	55,019.97	53,824.00	100.00%	Work Completed
41	43/2C	Kalirchar Khal	Completed	2.058	2.058	25,558.94	18,852.00	100.00%	Work Completed
42	43/2C	Mazkola Khal	Completed	1.035	1.035	22,933.40	22,933.40	100.00%	Work Completed
43	43/2C	Akkel Mohan Khal	Completed	2.085	2.085	12,371.67	12,371.67	100.00%	Work Completed
44	47/2	Eidkhola Khal	Completed	0.677	0.677	8,018.95	8,018.95	100.00%	Work Completed
45	47/2	Kichikata Khal	Completed	1.700	1.700	13,606.83	13,606.83	100.00%	Work Completed
46	47/2	Dhanekhola Khal	Completed	4.791	4.791	29,714.35	29,714.35	100.00%	Work Completed
47	47/2	Piarpur Khal	Completed	2.000	2.000	53,942.98	53,942.98	100.00%	Work Completed
48	48	Kharijpara Khal	Completed	7.465	7.465	100,302.49	100,302.49	100.00%	Work Completed
49	48	Matiranga Khal	Completed	1.925	1.925	9,082.16	9,082.16	100.00%	Work Completed
50	48	Loxir Khal	Completed	7.000	7.000	19,127.19	19,127.19	100.00%	Work Completed
51	48	Nayapara Khal - 1	Completed	4.057	4.057	31,796.22	31,796.22	100.00%	Work Completed
52	48	Tolatoli Khal	Completed	5.750	5.750	97,230.30	97,230.30	100.00%	Work Completed
53	48	Charchapali Khal	Completed	2.472	2.472	26,483.68	26,483.68	100.00%	Work Completed
54	48	Kauarchar Khal	Completed	1.000	1.000	11,761.39	11,761.39	100.00%	Work Completed
55	48	Kalipara Khal	Completed	0.350	0.350	9,547.58	9,547.58	100.00%	Work Completed
56	48	Goramkhula Khal	Completed	2.726	2.726	54,164.18	54,164.18	100.00%	Work Completed
57	48	Ghorakhal Khal	Completed	4.000	4.000	30,935.63	30,935.63	100.00%	Work Completed
58	48	Nayapara Khal -2	Completed	2.000	2.000	22,179.75	22,179.75	100.00%	Work Completed
59	48	Ashakhali Khal	Completed	2.335	2.335	26,305.85	26,305.85	100.00%	Work Completed
60	48'	Khalifar Khal	Dropped	0.000	0.000	26,305.85	-	0.00%	Dropped
61	48'	Maither Khal	Dropped	0.000	0.000	4,983.00	-	0.00%	Dropped
Total				154.877	148.145	1348519.99	1,200,155.23		

Table 3-41: Detailed Information of Construction Status of Drainage Sluice for Package-2

#	Type of HS	Polder	Sluice Name	Dropped/ Not Dropped	LA Problem	LA - Current Status	Preparation cofferdam- excavation- dewatering	Foundation sand piling - Sheet Piles	Structure - Concreting Work	Installation CC block placing - Gate	Status as of Nov 2023	Remarks
Drainage Sluice												
1	DS	39/2C	DS-1	Ongoing	Y	Possession Received	100%	100%	80%		74.00%	Work in Progress
2	DS	39/2C	DS-2	Completed	Y	Possession Received	100%	100%	100%	100%	100.00%	Sluice in operation.
3	DS	39/2C	DS-3	Completed	Y	Possession Received	100%	100%	100%	100%	100.00%	Work is Completed
4	DS	39/2C	DS-4	Completed	Y	Possession Received	100%	100%	100%	100%	100.00%	Work is Completed
5	DS	39/2C	DS-5	Completed	Y	Possession Received	100%	100%	100%	100%	100.00%	Work is Completed
6	DS	39/2C	DS-6	Completed	Y	Possession Received	100%	100%	100%	100%	100.00%	Sluice in operation.
7	DS	39/2C	DS-7	Completed	N	Possession Received	100%	100%	100%	100%	100.00%	Sluice in operation.
8	DS	39/2C	DS-8	Completed	Y	Possession Received	100%	100%	100%	100%	100.00%	Sluice in operation.
9	DS	39/2C	DS-9	Completed	Y	Taka Deposited to DC	100%	100%	100%	100%	100.00%	Work is Completed
10	DS	39/2C	DS-10	Completed	Y	Possession Received	100%	100%	100%	100%	100.00%	Sluice in operation.
11	DS	39/2C	DS-11	Completed	Y	Possession Received	100%	100%	100%	100%	100.00%	Sluice in operation.
12	DS	39/2C	DS-12	Completed	N	N/A	100%	100%	100%	100%	100.00%	Sluice in operation.
13	DS	39/2C	DS-13	Completed	Y	Possession Received	100%	100%	100%	100%	100.00%	Sluice in operation.
14	DS	40/2	DS-1	Completed	N	NA	100%	100%	100%	100%	100.00%	Sluice in operation.
15	DS	40/2	DS-2	Completed	N	NA	100%	100%	100%	100%	100.00%	Sluice in operation.
16	DS	40/2	DS-3	Completed	N	Possession Received	100%	100%	100%	100%	100.00%	Sluice in operation.
17	DS	40/2	DS-5	Completed	N	NA	100%	100%	100%	100%	100.00%	Sluice in operation.
18	DS	40/2'	DS-7	Dropped	Y	Court case					0.00%	Dropped Due to court case work not yet started
19	DS	40/2	DS-7A	Completed	Y	N/A	100%	100%	100%	100%	100.00%	Sluice in operation.
20	DS	40/2	DS-8	Completed	Y	Court case	100%	100%	100%	100%	100.00%	Sluice in operation.
21	DS	40/2	DS-9	Completed	N	Court case	100%	100%	100%	100%	100.00%	Sluice in operation.
22	DS	40/2	DS-10	Completed	N	NA	100%	100%	100%	100%	100.00%	Sluice in operation.
23	DS	40/2	DS-10A	Completed	Y	Court case	100%	100%	100%	100%	100.00%	Sluice in operation.
24	DS	41/1	DS-1	Completed	N	Possession Received	100%	100%	100%	100%	100.00%	Sluice in operation.
25	DS	41/1	DS-2	Ongoing	N	NA	100%	100%	100%	70%	95.50%	Work in progress
26	DS	41/1	DS-3	Completed	N	NA	100%	100%	100%	100%	100.00%	Sluice in operation.
27	DS	41/1	DS-4	Completed	N	NA	100%	100%	100%	100%	100.00%	Sluice in operation.
28	DS	41/1	DS-5	Completed	N	NA	100%	100%	100%	100%	100.00%	Sluice in operation.
29	DS	41/1	DS-6	Completed	N	NA	100%	100%	100%	100%	100.00%	Sluice in operation.
30	DS	41/1	DS-7	Completed	N	NA	100%	100%	100%	100%	100.00%	Sluice in operation.
31	DS	41/1	DS-8	Completed	N	NA	100%	100%	100%	100%	100.00%	Sluice in operation.
32	DS	41/1	DS-9	Completed	N	NA	100%	100%	100%	100%	100.00%	Sluice in operation.
33	DS	41/1	DS-10	Completed	N	NA	100%	100%	100%	100%	100.00%	Sluice in operation.
34	DS	43/2C	DS-1	Completed	N	NA	100%	100%	100%	100%	100.00%	Sluice in operation.
35	DS	43/2C	DS-2	Completed	Y	NA	100%	100%	100%	100%	100.00%	Sluice in operation.
36	DS	43/2C	DS-3	Completed	N	NA	100%	100%	100%	100%	100.00%	Sluice in operation.
37	DS	43/2C	DS-4	Completed	N	NA	100%	100%	100%	100%	100.00%	Sluice in operation.
38	DS	43/2C	DS-5	Completed	N	NA	100%	100%	100%	100%	100.00%	Sluice in operation.
39	DS	43/2C	DS-6	Completed	Y	NA	100%	100%	100%	100%	100.00%	Sluice in operation.
40	DS	43/2C	DS-7	Completed	N	NA	100%	100%	100%	100%	100.00%	Sluice in operation.
41	DS	43/2C	DS-8	Completed	N	NA	100%	100%	100%	100%	100.00%	Sluice in operation.
42	DS	47/2	DS-1	Completed	N	NA	100%	100%	100%	100%	100.00%	Sluice in operation.
43	DS	47/2	DS-2	Completed	N	NA	100%	100%	100%	100%	100.00%	Sluice in operation.
44	DS	47/2	DS-3	Completed	N	NA	100%	100%	100%	100%	100.00%	Sluice in operation.
45	DS	47/2	DS-4	Completed	N	NA	100%	100%	100%	100%	100.00%	Sluice in operation.
46	DS	48	DS-1	Completed	N	NA	100%	100%	100%	100%	100.00%	Sluice in operation.
47	DS	48	DS-2/A	Completed	N	NA	100%	100%	100%	100%	100.00%	Sluice in operation.
48	DS	48	DS-3/2	Completed	N	NA	100%	100%	100%	100%	100.00%	Sluice in operation.
49	DS	48	DS-3/3	Completed	N	NA	100%	100%	100%	100%	100.00%	Sluice in operation.
50	DS	48	DS-3/4	Completed	N	NA	100%	100%	100%	100%	100.00%	Sluice in operation.
51	DS	48	DS-4	Completed	N	NA	100%	100%	100%	100%	100.00%	Sluice in operation.
52	DS	48	DS-6	Completed	Y	Taka Deposited to DC	100%	100%	100%	100%	100.00%	Sluice in operation.

Table 3-42: Detailed Information of Construction Status of Flushing Sluice for Package-2

#	Type of HS	Polder	Sluice Name	Dropped/ Not Dropped	LA Problem	LA - Current Status	Preparation cofferdam- excavation- dewatering	Foundation sand piling - Sheet Piles	Structure - Concreting Work	Installation CC block placing - Gate	Status as of Nov 2023	Remarks
Flushing Sluice												
1	FS	39/2C	FS-1	Ongoing	Y	Taka Deposited to DC	100%	100%	100%	75%	96.25%	Work in Progress
2	FS	39/2C	FS-2	Completed	Y	do	100%	100%	100%	100%	100.00%	Work is Completed
3	FS	39/2C	FS-2/1	Completed	Y	do	100%	100%	100%	100%	100.00%	Work is Completed
4	FS	39/2C	FS-3	Completed	Y	do	100%	100%	100%	100%	100.00%	Work is Completed
5	FS	39/2C	FS-4	Completed	Y	do	100%	100%	100%	100%	100.00%	Sluice in operation.
6	FS	39/2C	FS-5	Completed	Y	do	100%	100%	100%	100%	100.00%	Work is Completed
7	FS	39/2C	FS-6	Completed	Y	do	100%	100%	100%	100%	100.00%	Work is Completed
8	FS	39/2C	FS-6/1	Completed	Y	do	100%	100%	100%	100%	100.00%	Sluice in operation.
9	FS	39/2C	FS-6/2	Dropped	Y	do					0.00%	Dropped
10	FS	39/2C	FS-7	Ongoing	Y	do	100%	50%			20.00%	Work in Progress
11	FS	39/2C	FS-8	Completed	Y	do	100%	100%	100%	100%	100.00%	Sluice in operation.
12	FS	39/2C	FS-9	Completed	Y	do	100%	100%	100%	100%	100.00%	Sluice in operation.
13	FS	39/2C	FS-10	Ongoing	Y	do	100%	100%	45%		54.75%	Work in Progress
14	FS	39/2C	FS-11	Completed	Y	do	100%	100%	100%	100%	100.00%	Sluice in operation.
15	FS	39/2C	FS-12	Ongoing	Y	do	100%	100%	100%	75%	96.25%	Work in Progress
16	FS	39/2C	FS-13	Completed	Y	do	100%	100%	100%	100%	100.00%	Work is Completed
17	FS	39/2C	FS-14	Ongoing	Y	do	100%	100%	100%	25%	88.75%	Work in Progress
18	FS	39/2C	FS-14/1	Completed	Y	do	100%	100%	100%	100%	100.00%	Sluice in operation.
19	FS	39/2C	FS-14/2	Completed	Y	do	100%	100%	100%	100%	100.00%	Work is Completed
20	FS	39/2C	FS-15	Completed	Y	do	100%	100%	100%	100%	100.00%	Work is Completed
21	FS	39/2C	FS-16	Completed	Y	do	100%	100%	100%	100%	100.00%	Work is Completed
22	FS	39/2C	FS-17	Yet to Start	Y	do					0.00%	Land problem issue has not yet been resolved
23	FS	39/2C	FS-17/1	Dropped	Y	do					0.00%	Dropped
24	FS	40/2	FS-1	Dropped							0.00%	Recommended for repair instead of replacement.
25	FS	40/2	FS-3	Dropped							0.00%	Recommended for demolished
26	FS	40/2	FS-4	Dropped							0.00%	Recommended for repair instead of replacement.
27	FS	40/2	FS-4/1	Completed	N	NA	100%	100%	100%	100%	100.00%	Sluice in operation.
28	FS	40/2	FS-8	Completed	N	NA	100%	100%	100%	100%	100.00%	Work is Completed
29	FS	40/2	FS-9	Completed	N	NA	100%	100%	100%	100%	100.00%	Sluice in operation.
30	FS	40/2	FS-9A	Completed	N	NA	100%	100%	100%	100%	100.00%	Work is Completed
31	FS	40/2	FS-10	Completed	N	NA	100%	100%	100%	100%	100.00%	Sluice in operation.
32	FS	40/2	FS-11	Completed	N	NA	100%	100%	100%	100%	100.00%	Work is Completed
33	FS	40/2	FS-13	Dropped							0.00%	Recommended for demolished
34	FS	40/2	FS-14	Dropped							0.00%	Recommended for repair instead of replacement.
35	FS	40/2	FS-16	Completed	N	NA	100%	100%	100%	100%	100.00%	Work is Completed
36	FS	40/2	FS-17	Dropped							0.00%	Recommended for dropped from program instead of replacement due to land problem.
37	FS	40/2	FS-20	Dropped							0.00%	Recommended for repair instead of replacement.
38	FS	41/1	FS-1	Completed	N	NA	100%	100%	100%	100%	100.00%	Sluice in operation.
39	FS	41/1	FS-3	Completed	N	NA	100%	100%	100%	100%	100.00%	Sluice in operation.
40	FS	41/1	FS-5	Completed	N	NA	100%	100%	100%	100%	100.00%	Sluice in operation.
41	FS	41/1	FS-6	Completed	Y		100%	100%	100%	100%	100.00%	Sluice in operation.
42	FS	41/1	FS-7	Dropped	Y	Possession Received					0.00%	Dropped
43	FS	41/1	FS-8	Completed			100%	100%	100%	100%	100.00%	Sluice in operation.
44	FS	41/1	FS-9	Completed			100%	100%	100%	100%	100.00%	Sluice in operation.
45	FS	41/1	FS-12	Dropped							0.00%	DS-8 is to be construction instead of FS-12.
46	FS	41/1	FS-15	Completed			100%	100%	100%	100%	100.00%	Sluice in operation.
47	FS	41/1	FS-16	Dropped							0.00%	Recommended for repair instead of replacement.
48	FS	41/1	FS-21	Dropped	Y						0%	Shifting to repair of Flushing Sluice
49	FS	41/1	FS-22	Dropped	Y						0%	Shifting to repair of Flushing Sluice
50	FS	41/1	FS-23	Dropped	Y						0%	Shifting to repair of Flushing Sluice
51	FS	41/1	FS-24	Completed	Y		100%	100%	100%	100%	100.00%	Sluice in operation.
52	FS	41/1	FS-25	Completed	N	NA	100%	100%	100%	100%	100.00%	Sluice in operation.
53	FS	41/1	FS-28	Completed	Y		100%	100%	100%	100%	100.00%	Sluice in operation.
54	FS	43/2C	FS-1	Completed			100%	100%	100%	100%	100.00%	Work is Completed
55	FS	43/2C	FS-1A	Completed	Y		100%	100%	100%	100%	100.00%	Sluice in operation.
56	FS	43/2C	FS-2	Dropped							0.00%	Recommended for repair instead of replacement.
57	FS	43/2C	FS-3	Dropped							0.00%	Recommended for demolish instead of replacement as per local resident.
58	FS	43/2C	FS-7	Dropped							0.00%	Recommended for repair instead of replacement.
59	FS	43/2C	FS-8	Completed	Y	NA	100%	100%	100%	100%	100.00%	Sluice in operation.
60	FS	43/2C	FS-9	Dropped							0.00%	Recommended for repair instead of replacement.
61	FS	43/2C	FS-10	Completed	Y	N/A	100%	100%	100%	100%	100.00%	Sluice in operation.
62	FS	43/2C	FS-12	Completed	Y	N/A	100%	100%	100%	100%	100.00%	Sluice in operation.
63	FS	43/2C	FS-13	Completed	N	NA	100%	100%	100%	100%	100.00%	Sluice in operation.
64	FS	43/2C	FS-14	Dropped							0.00%	Recommended for repair instead of replacement.
65	FS	43/2C	FS-15	Dropped							0.00%	Recommended for repair instead of replacement.
66	FS	43/2C	FS-16	Dropped							0.00%	Recommended for repair instead of replacement.
67	FS	43/2C	FS-17	Dropped							0.00%	DS-7 is to be construction instead of FS-17
68	FS	43/2C	FS-18	Completed	N	NA	100%	100%	100%	100%	100.00%	Sluice in operation.
69	FS	47/2	FS-1	Completed	N	NA	100%	100%	100%	100%	100.00%	Work is completed
70	FS	47/2	FS-2	Dropped							0.00%	Recommended for repair instead of replacement.
71	FS	47/2	FS-3	Dropped							0.00%	Recommended for demolish.
72	FS	47/2	FS-6	Completed	N	NA	100%	100%	100%	100%	100.00%	Sluice in operation.
73	FS	47/2	FS-7	Completed	N	NA	100%	100%	100%	100%	100.00%	Sluice in operation.
74	FS	48	FS-1	Completed	N	NA	100%	100%	100%	100%	100.00%	Work is completed
75	FS	48	FS-3	Completed	N	NA	100%	100%	100%	100%	100.00%	Sluice in operation.
76	FS	48	FS-4	Completed	N	NA	100%	100%	100%	100%	100.00%	Sluice in operation.

Table 3-43: Detailed Information of Repair of Drainage & Flushing Sluice for Package-2

#	Type of HS	Package	Polder	Sluice Name	Status (Dropped/Not Dropped)	LA Problem	LA - Current Status	Preparation cofferdam-excavation-	Foundation sand piling-Sheet Piles	Structure - Concreting Work	Installation CC block placing -	Status as of Nov. 2023	Remarks
Drainage Sluice													
3	DS	2	40/2'	DS-1	Dropped	N	NA					0.00%	Dropped -DS-1
4	DS	2	40/2'	DS-4	Dropped	N	NA					0.00%	Dropped -DS-4
5	DS	2	40/2	DS-6	Ongoing	N	NA	100%	100%	95%	90%	95.75%	Work in progress
6	DS	2	48	DS-3/1	Ongoing	N	NA	50%	100%	100%	25%	83.75%	Work in progress
7	DS	2	48'	DS-4	Dropped	Y						0.00%	Resettlement issue has not yet been resolved
8	DS	2	48	DS-5	Ongoing	N	NA	100%	100%	100%	25%	88.75%	Work in progress
Flushing Sluice													
1	FS	2	40/2	FS-1	Completed			100%	100%	100%	100%	100.00%	Work is Completed
2	FS	2	40/2	FS-2	Completed	N	NA	100%	100%	100%	100%	100.00%	Work is Completed
3	FS	2	40/2	FS-4	Completed	N	NA	100%	100%	100%	100%	100.00%	Work is Completed
4	FS	2	40/2	FS-6	Completed	N	NA	100%	100%	100%	100%	100.00%	Work is Completed
5	FS	2	40/2	FS-6/1	Ongoing			100%	100%	100%	75%	96.25%	Work in Progress
6	FS	2	40/2	FS-12	Completed			100%	100%	100%	100%	100.00%	Work is Completed
7	FS	2	40/2	FS-14	Completed	N	NA	100%	100%	100%	100%	100.00%	Work is Completed
8	FS	2	40/2	FS-16	Dropped							0.00%	Dropped FS-16
9	FS	2	40/2	FS-18	Ongoing	N	NA	100%	100%	100%	50%	92.50%	Work in Progress
10	FS	2	40/2	FS-19	Ongoing	N	NA	100%	100%	100%	70%	95.50%	Work in Progress
11	FS	2	40/2	FS-20	Completed			100%	100%	100%	100%	100.00%	Work is Completed
12	FS	2	40/2	FS-22	Completed			100%	100%	100%	100%	100.00%	Work is Completed
13	FS	2	41/1	FS-2	Completed	N	NA	100%	100%	100%	100%	100.00%	Sluice in operation.
14	FS	2	41/1	FS-4	Completed			100%	100%	100%	100%	100.00%	Work is Completed
15	FS	2	41/1	FS-5	Dropped							0.00%	Dropped FS-5
16	FS	2	41/1	FS-11	Ongoing			100%	100%	100%	75%	96.25%	Work in Progress
17	FS	2	41/1	FS-13	Ongoing			100%	100%	100%	75%	96.25%	Work in Progress
18	FS	2	41/1	FS-16	Completed			100%	100%	100%	100%	100.00%	Sluice in operation.
19	FS	2	41/1	FS-18	Completed	N	NA	100%	100%	100%	100%	100.00%	Sluice in operation.
20	FS	2	41/1	FS-19	Ongoing	N	NA	100%	100%	100%	75%	96.25%	Work in Progress
21	FS	2	41/1	FS-21	Completed			100%	100%	100%	100%	100.00%	Sluice in operation.
22	FS	2	41/1	FS-22	Completed			100%	100%	100%	100%	100.00%	Work is Completed
23	FS	2	41/1	FS-23	Completed	N	NA	100%	100%	100%	100%	100.00%	Sluice in operation.
24	FS	2	41/1	FS-30	Completed	N	NA	100%	100%	100%	100%	100.00%	Work is Completed
25	FS	2	41/1	FS-29	Completed			100%	100%	100%	100%	100.00%	Sluice in operation.
26	FS	2	43/2C	FS-2	Ongoing			100%	100%	100%	50%	92.50%	Work in Progress
27	FS	2	43/2C	FS-6	Ongoing			100%	100%	100%		85.00%	Work in Progress
28	FS	2	43/2C	FS-7	Ongoing			100%	100%	100%	50%	92.50%	Work in Progress
29	FS	2	43/2C	FS-9	Ongoing			100%	100%	100%	50%	92.50%	Work in Progress
30	FS	2	43/2C	FS-14	Ongoing			100%	100%	100%	50%	92.50%	Work in Progress
31	FS	2	43/2C	FS-15	Ongoing			100%	100%	100%	50%	92.50%	Work in Progress
32	FS	2	43/2C	FS-16	Yet to Start							0.00%	Due to LA Problem
33	FS	2	47/2	FS-2	Ongoing			100%	100%	100%	50%	92.50%	Work in Progress
34	FS	2	47/2	FS-4	Ongoing			100%	100%	100%	50%	92.50%	Work in Progress

Table 3-44: Detailed Information for Slope Protection Work for Package-2

#	Polder #	Length (Km)	LA Problem	LA - Current Status	Status of Work	Starting Chainage (Km)	End Chainage (Km)	Mobilization	Production of CC Blocks	Placing of CC block	Other related work	Completed Length (km)	Ongoing Length (km)	Status as of November 2023	Remarks
1	39/2C	0.521	N	Possession received	Completed	39.170	39.691	100%	100%	100%	100%	0.521	0.000	100.00%	Work is Completed
2	39/2C	0.282	N	Possession received	Completed	43.800	44.082	100%	100%	100%	100%	0.282	0.000	100.00%	Work is Completed
3	39/2C	0.100	N	Possession received	Completed	44.115	44.215	100%	100%	100%	100%	0.100	0.000	100.00%	Work is Completed
4	39/2C	0.739	N	Possession received	Ongoing	44.580	45.319	70%	100%	65%	50%	0.502	0.237	90.45%	Work in Progress
5	39/2C	0.021	N	Possession received	Completed	45.389	45.410	100%	100%	100%	100%	0.021	0.000	100.00%	Work is Completed
6	39/2C	0.135	N	Possession received	Completed	45.650	45.785	100%	100%	100%	100%	0.135	0.000	100.00%	Work is Completed
7	39/2C	0.460	N	Possession received	Completed	46.240	46.700	100%	100%	100%	100%	0.460	0.000	100.00%	Work is Completed
8	39/2C	0.485	N	Possession received	Completed	46.757	47.242	100%	100%	100%	100%	0.485	0.000	100.00%	Work is Completed
9	39/2C	0.848	N	Possession received	Completed	48.242	49.090	100%	100%	100%	100%	0.848	0.000	100.00%	Work is Completed
10	39/2C	0.171	N	Possession received	Completed	50.552	50.723	100%	100%	100%	100%	0.171	0.000	100.00%	Work is Completed
11	39/2C	0.238	N	Possession received	Completed	53.600	53.838	100%	100%	100%	100%	0.238	0.000	100.00%	Work is Completed
12	40/2	0.400	N	Possession received	Completed	1.240	1.640	100%	100%	100%	100%	0.400		100.00%	Work is Completed
13	40/2	0.129	N	Possession received	Completed	12.871	13.000	100%	100%	100%	100%	0.129		100.00%	Work is Completed
14	40/2	0.393	N	Possession received	Completed	13.184	13.577	100%	100%	100%	100%	0.393		100.00%	Work is Completed
15	40/2	0.215	N	Possession received	Completed	13.745	13.960	100%	100%	100%	100%	0.215		100.00%	Work is Completed
16	43/2C'	0.078	Y	Proposal under Preparation	Dropped	19.885	19.963					0.000		0.00%	Dropped
17	43/2C'	0.090	Y	Proposal under Preparation	Dropped	19.680	19.770					0.000		0.00%	Dropped
18	43/2C'	0.093	Y	Proposal under Preparation	Dropped	19.460	19.553					0.000		0.00%	Dropped
19	48	0.150	N	NA	Completed	30.650	30.800	100%	100%	100%	100%	0.150	0.000	100.00%	Work is Completed
20	48'	0.375	N	NA	Dropped	30.275	30.650				50%			5.50%	Dropped due to non-tender item
21	48	1.215	N	NA	Ongoing	30.800	32.015	100%	100%	91%	90%	1.115		98.09%	Work in Progress
22	48	2.285	N	NA	Completed	32.015	34.300	100%	100%	100%	100%	2.285		100.00%	Work is Completed
23	48	0.578	N	NA	Completed	34.300	34.878	100%	100%	100%	100%	0.578		100.00%	Work is Completed
Total		9.365										9.028	0.237		

Table 3-45: Detailed Information Bank Protection Work for Package-2

#	Polder	Length (Km)	Status of Work	Starting Chainage (Km)	End Chainage (Km)	Mobilization	Production of CC Blocks	Placing of CC block	Other related work	Completed Length (km)	Status as of November 2023	Remarks
1	39/2C	1.000	Ongoing	42.600	43.600	100%	100%	100%	50%	1.000	98.50%	End Termination work is ongoing
2	39/2C	2.500	Ongoing	51.500	54.000	100%	95%	75%	50%	2.500	92.00%	Work in progress.
3	39/2C		Completed	End termination (K42+600)		100%	100%	100%	100%		100.00%	Work Completed
4	39/2C	0.160	Ongoing	43.600	43.760	100%	100%		100%	0.160	91.00%	Work in progress.
5	39/2C	0.145	Ongoing	54.000	54.145	100%	90%				79.50%	Work in progress.
6	41/1	0.215	Completed	5.030	5.245	100%	100%	100%	100%	0.215	100.00%	Work Completed
7	41/1	0.459	Completed	13.230	13.689	100%	100%	100%	100%	0.459	100.00%	Work Completed
8	43/2C	0.540	Completed	13.400	13.940	100%	100%	100%	100%	0.540	100.00%	Work Completed
9	47/2'	0.045	Dropped	6.105	6.150					0.000	0.00%	Dropped
10	47/2	0.560	Completed	6.150	6.710	100%	100%	100%	100%	0.560	100.00%	Work Completed
11	47/2'	0.085	Dropped	6.710	6.795					0.000	0.00%	Dropped
Total		5.579								5.434		

Table 3-46: Detailed Information Construction of Closure Dam for Package-2

#	Polder	Sluice Closure	Status of Work	Foundation Construction of the Closure	Closing of the Closure	Final Protection of the closure	Status as of Nov. 2023	Remarks
Package 2				25%	20%	55%		
1	39/2C	Pona upper Khal (DS-2)	Completed	100%	100%	100%	100.00%	Completed
2	39/2C	Pona Lower Khal (DS-6)	Completed	100%	100%	100%	100.00%	Completed
3	39/2C	Junia Khal (DS-7)	Completed	100%	100%	100%	100.00%	Completed
4	39/2C	Telikhali Khal (DS-8)	Completed	100%	100%	100%	100.00%	Completed
5	39/2C	Bamuner Khal (DS-9)	Completed	100%	100%	100%	100.00%	Completed
6	39/2C	Darulhuda Khal (DS-10)	Completed	100%	100%	100%	100.00%	Completed
7	39/2C	Hetalia Khal (DS-11)	Completed	100%	100%	100%	100.00%	Completed
8	39/2C	Nadmula Khal (DS-12)	Completed	100%	100%	100%	100.00%	Completed
8	39/2C	Bhojer khal (FS-12)	Ongoing	100%	100%		45.00%	Work in Progress
Total							93.89%	

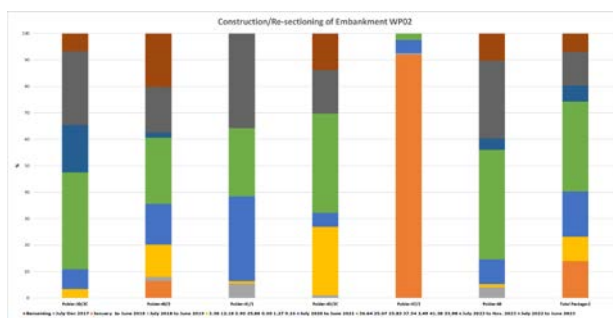


Figure 3-17: Construction/Re-sectioning of Embankment of Package-2

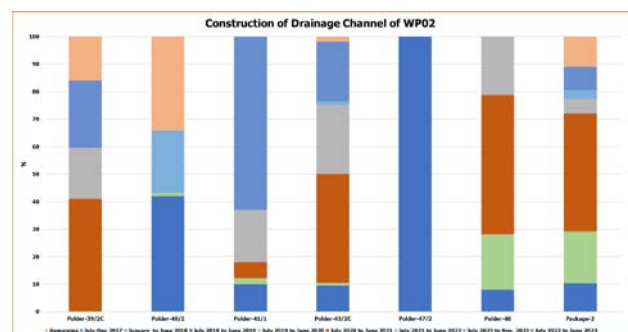


Figure 3-18: Construction of Drainage Channel of Package-2

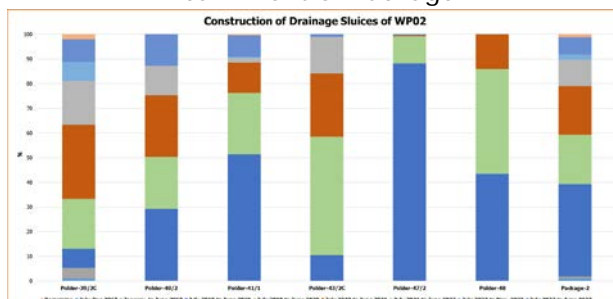


Figure 3-19: Construction of Drainage Sluice of Package-2

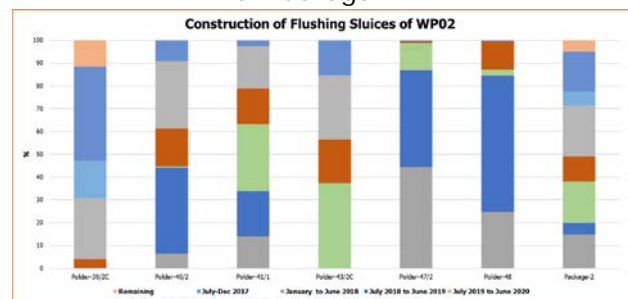


Figure 3-20: Construction of Flushing Sluice of Package-2

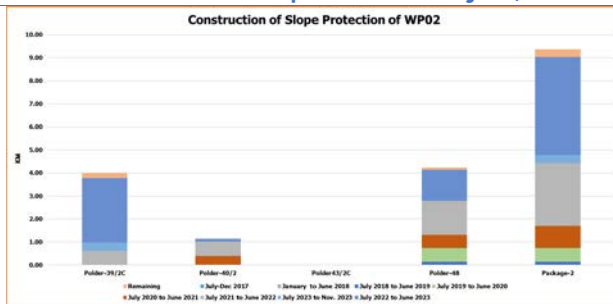


Figure 3-21: Construction of Slope Protection of Package-2

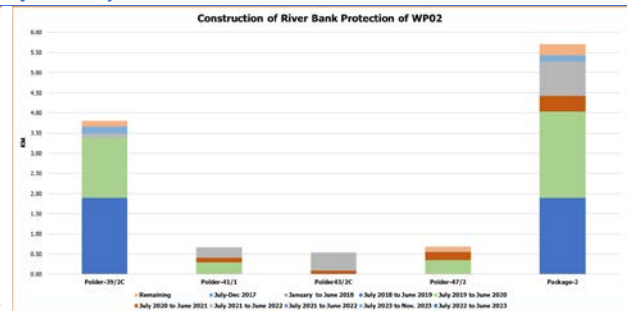


Figure 3-22: Construction of River Bank Protection of Package-2

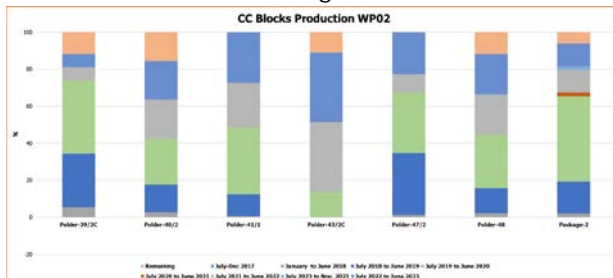


Figure 3-23: CC Blocks Production of Package-2

Table 3-47: CC Blocks Production as of November 2023

S.N.	Polder Number	Quantity as per Zero Cost Variation (Upto VO No. 03)	Cumulative Total as of 31 October 2023	Production during October 2023							Cumulative Total as of 30 November 2023
				40x40x40 (No)	40x40x20 (No)	30x30x30 (No)	40x40x30 (No)	60x60x40 (No)	60x60x60 (No)	Total (No)	
1	39/2C	5,341,989	5,324,285	0	0	0	0	0	0	0	5,324,285
2	40/2	432,425	407,308	0	0	0	0	0	0	0	407,308
3	41/1	593,786	572,311	0	0	0	0	0	0	0	572,311
4	43/2C	432,694	428,153	0	0	0	0	0	0	0	428,153
5	47/2	410,025	406,370	0	0	0	0	0	0	0	406,370
6	48	619,325	604,962	0	0	0	0	0	0	0	604,962
Total =		7,830,244	7,743,389	0	0	0	0	0	0	0	7,743,389

3.5.3 Deployment List of Contractor Personnel

The Contractor has established their site offices at Bhandaria, Kalapara, Barguna, Patharghata and their field head quarter at Patuakhali. The deployment list of Contractor staff is appended below in Table 3-48.

Table 3-48: Contractor Staffs available in Package-2

Sl. No.	Description	Total Nos.		Dhaka		Patuakhali		39/2C		40/2		41/1		43/2C		47/2		48	
		Ex.	Lo.	Ex.	Lo.	Ex.	Lo.	Ex.	Lo.	Ex.	Lo.	Ex.	Lo.	Ex.	Lo.	Ex.	Lo.	Ex.	Lo.
1	Management	42	10	8	1	2	0	15	5	3	1	0	1	6	1	0	0	8	1
2	Technical Staff	0	7	0	0	0	1	0	1	0	2	0	0	0	2	0	0	0	1
3	Operator/Driver	0	109	0	2	0	1	0	43	0	13	0	3	0	4	0	0	0	43
4	Skilled Labor	0	96	0	1	0	0	0	58	0	13	0	6	0	3	0	0	0	15
5	Unskilled Labor	0	250	0	2	0	0	0	100	0	43	0	15	0	20	0	0	0	70
6	Logistic	0	14	0	0	0	0	0	3	0	5	0	0	0	1	0	0	0	5
Total=		42	486	8	6	2	2	15	210	3	77	0	25	6	31	0	0	8	135

3.5.4 Equipment mobilization

The site works of Package-2 are going on with sufficient machineries and equipment. Mobilisation List of Equipment for Package-2 are reflected in Table 3-49 below:

Table 3-49: Mobilisation List of Equipment for Package-2

Sl No.	Equipment Name	Polder Wise Maximum Required							Deployed Status as on September 2023						
		Total Required	39/2C	40/2	41/1	43/2C	47/2	48	39/2C	40/2	41/1	43/2C	47/2	48	Total Deployed
1	B.dozer/ Vibrator Roller	32	10	6	2	3	0	11	3	2		2	0	3	10
2	Dum Truck / Tractor	94	30	17	6	8	0	33	10	16	0	17	0	40	83
3	Excavator	112	43	18	12	14	0	25	38	5	0	15	0	11	69
4	Sand Pile driving equipment Vibratory hammer for sheet pile	15	8	5	1	1	0	0	6	0	0	4	0	0	10
5	CC Block manufacturing machine/Brick Maker	5	5	0	0	0	0	0	5	1	0	0	0	1	7
6	Concrete Mixer Machine	78	42	16	7	8	1	4	5	5	0	7	0	17	34
7	Positioning Barge	4	1	0	1	1	1	0	4	0	0	4	0	0	8
8	Survey Vessel	3	1	0	1	1	0	0	0	0	0	0	0	0	0
9	Wheel Loader	4	1	0	1	1	1	0	9	3	0	4	0	5	21
10	Transportation barge	4	1	0	1	1	1	0	2	0	0	0	0	1	3
11	Tugboat	4	1	0	1	1	1	0	3	0	0	0	0	1	4
12	Generator	44							15	5	0	8	0	10	38
Total=		399	143	62	33	39	5	73	100	37	0	61	0	89	287



Figure 3-24: Turfing work for k13+100-k15+000 in Polder-40/2



Figure 3-25: Turfing work for k12+000-14+000 in Polder-43/2C



Figure 3-26: Complete Drainage Sluice DS-1 in Polder-40/2



Figure 3-27: Slope & Bank Protection work in Polder-39/2C



Figure 3-28: Slope Protection work from KM 30+800 to Km 31+450 in Polder-48



Figure 3-29: Closure across the Hetalia Khal (DS-11) of Polder-48



Figure 3-30: Completed DS-4 of Polder-41/1



Figure 3-31: Completed Embankment of Polder-40/2

3.5.5 Construction of Regional Office Building at Patuakhali, Kalapara and Pathorghata.

Regional Office Building at Patuakhali: Contractor prepared a detailed design of the Regional Office Building at Patuakhali which was submitted to Project Director, CEIP-1, PMU, and was approved. Approved detailed design was sent to the contractor to start the building at Patuakhali. The contractor started the work on 17 April 2019 and building work is completed. The overall progress is 100%.

Vertical Extension of BWDB's Existing Office Building at Kalapara, Patuakhali: The Building has been completed and handed over to the competent authority.

Rest house Re-construction at Pathorghata, Barguna: Re-construction work of Rest House at Pathorghata has been dropped as per decision of the employer and the saving amount will be used to construct the Office Building cum Rest House at Bhandaria, Pirojpur District. Construction of the Office cum Rest House at Bhandaria is included in variation order no.02 and the progress of the work is about 97%.

Boundary Wall at Pathorghata BWDB Colony: The boundary wall has been 100% completed.

Laboratory Building at Patuakhali: The building has been completed and handed over.

3.5.6 Emergency works in different Polders

The Summary as well as the details of the emergency works in different Polders are reflected in the following tables here below.

Table 3-50: Summary of Emergency works under the head of "Environmental Mitigation Works"

Sl. No.	Name of Polder	Total Length	Total Cost Estimate (BDT)
01	Polder-39/2C	0	0.00
02	Polder-40/2	0	0.00
03	Polder-41/1	0.000	0.00
04	Polder-43/2C	0	0.00
05	Polder-47/2	0.427	1,680,929.01
06	Polder-48	0.508	9,764,349.91
Total =		0.935	11,445,279

Total available budget as per Contract is BDT: 12,000,000.00

Table 3-51: Summary of Emergency works under the head of "Physical Contingency (Emergency Works)" as per Work Order issued.

Sl. No.	Name of Polder	Total Length	Total Cost Estimate (BDT)
01	Polder-39/2C	0.430	4,737,739
02	Polder-40/2	0.835	23,349,225
03	Polder-41/1	0.150	2,192,181
04	Polder-43/2C	0.310	7,030,497
05	Polder-47/2	0.207	323,091
06	Polder-48	0.338	7,006,347
Total =		2.270	44,639,080.77

Total budget available for Physical and Price Contingency (Emergency Works) as per V.O. No.03 is BDT 200,000,000.00.

Table 3-52: Detailed of Emergency Works under the head of "Provisional Sum"

Sl. No.	Polder No.	Chainage From	Chainage To	Length (Km)	Name of location	Engineer Approved Date	Estimated Cost in BDT	Remarks	Year
1	Polder-47/2	6.300	6.727	0.427	Kalapara	04-Aug-18	1,680,929.01	Environmental Mitigation Work (Specified Provisional Sum)	FY 2017-18
2	Polder-48	31.060	31.220	0.160	Kuakata	08-Apr-19	1,233,611.30	Environmental Mitigation Work (Specified Provisional Sum)	FY 2017-18
3	Polder-48	31.280	31.408	0.128	Kuakata	30-Jul-18	1,809,483.34	Environmental Mitigation Work (Specified Provisional Sum)	FY 2018-19
4	Polder-48	34.305	34.525	0.220	Kuakata	30-Jul-18	6,721,255.27	Environmental Mitigation Work (Specified Provisional Sum)	FY 2018-19
Total				0.935			11,445,278.92		

Table 3-53: Detailed of Emergency Works under the head of "Physical & Price Contingency"

Sl. No.	Polder No.	Chainage From	Chainage To	Length (Km)	Name of location	Engineer Approved Date	Estimated Cost in BDT	Remarks	Year
1	Polder-39/2C	0.275	0.440	0.165	Near D-9	24-Mar-18	1,677,972.51	Physical and Price Contingency	FY 2017-18
2	Polder-39/2C	54.195	54.372	0.177	Near D-9	16-May-18	1,666,991.53	Physical and Price Contingency	FY 2017-18
3	Polder-39/2C	54.512	54.600	0.088	Nadmulla	9-Sep-19	1,392,775.16	Physical and Price Contingency	FY 2019-20
4	Polder-40/2	12.920	12.989	0.069	Tafalbaria Pathorghata	14-Nov-17	550,836.73	Physical and Price Contingency	FY 2017-18
5	Polder-40/2	13.215	13.411	0.196	Tafalbaria Pathorghata	14-Nov-17	1,564,695.65	Physical and Price Contingency	FY 2017-18
6	Polder-40/2	13.992	14.077	0.085	Tafalbaria Pathorghata	14-Nov-17	678,566.99	Physical and Price Contingency	FY 2017-18

Bangladesh Water Development Board (BWDB)
Coastal Embankment Improvement Project, Phase-1 (CEIP-1)

Sl. No.	Polder No.	Chainage From	Chainage To	Length (Km)	Name of location	Engineer Approved Date	Estimated Cost in BDT	Remarks	Year
7	Polder-40/2	2.265	2.365	0.100	Pathorghata	7-Dec-22	4,203,700.89	Physical and Price Contingency	FY 2022-23
8	Polder-40/2	2.540	2.685	0.145	Pathorghata	7-Dec-22	6,129,374.15	Physical and Price Contingency	FY 2022-23
9	Polder-40/2	14.950	15.120	0.170	Pathorghata	16-Jan-23	6,999,302.77	Physical and Price Contingency	FY 2022-23
10	Polder-40/2	18.725	18.795	0.070	Pathorghata	16-Jan-23	3,222,747.82	Physical and Price Contingency	FY 2022-23
11	Polder-41/1	5.139	5.189	0.050	Burir Char Barguna	2-Aug-17	559,026.59	Physical and Price Contingency	FY 2017-18
12	Polder-41/1	4.820	4.920	0.100	Near Payra River	08-Jun-21	1,633,154.64	Physical and Price Contingency	FY 2020-21
13	Polder-43/2C	19.483	19.523	0.040	Lohalia River	01-Dec-22	2,423,049.19	Physical and Price Contingency	FY 2022-23
14	Polder-43/2C	19.449	19.509	0.060	Kalapara	09-May-20	2,190,291.65	Physical and Price Contingency	FY 2019-20
15	Polder-43/2C	14.300	14.480	0.180	Lohalia River	08/06/2021	1,581,936.74	Physical and Price Contingency	FY 2020-21
16	Polder-43/2C	19.875	19.905	0.030	Lohalia River	16 Aug, 2021	835,219.70	Physical and Price Contingency	FY 2021-22
17	Polder-47/2	6.453	6.660	0.207	Kalapara	15-Jul-18	323,091.08	Physical and Price Contingency	FY 2017-18
18	Polder-48	31.060	31.220	0.160	Kuakata	08-Apr-19	2,414,561.67	Physical and Price Contingency	FY 2017-18
19	Polder-48	31.280	31.408	0.128	Kuakata	30-Jul-18	3,169,370.26	Physical and Price Contingency	FY 2018-19
20	Polder-48	30.750	30.800	0.050	Kuakata	11-Jul-21	1,422,415.06	Physical and Price Contingency	FY 2020-21
Total				2.270			44,639,080.77		

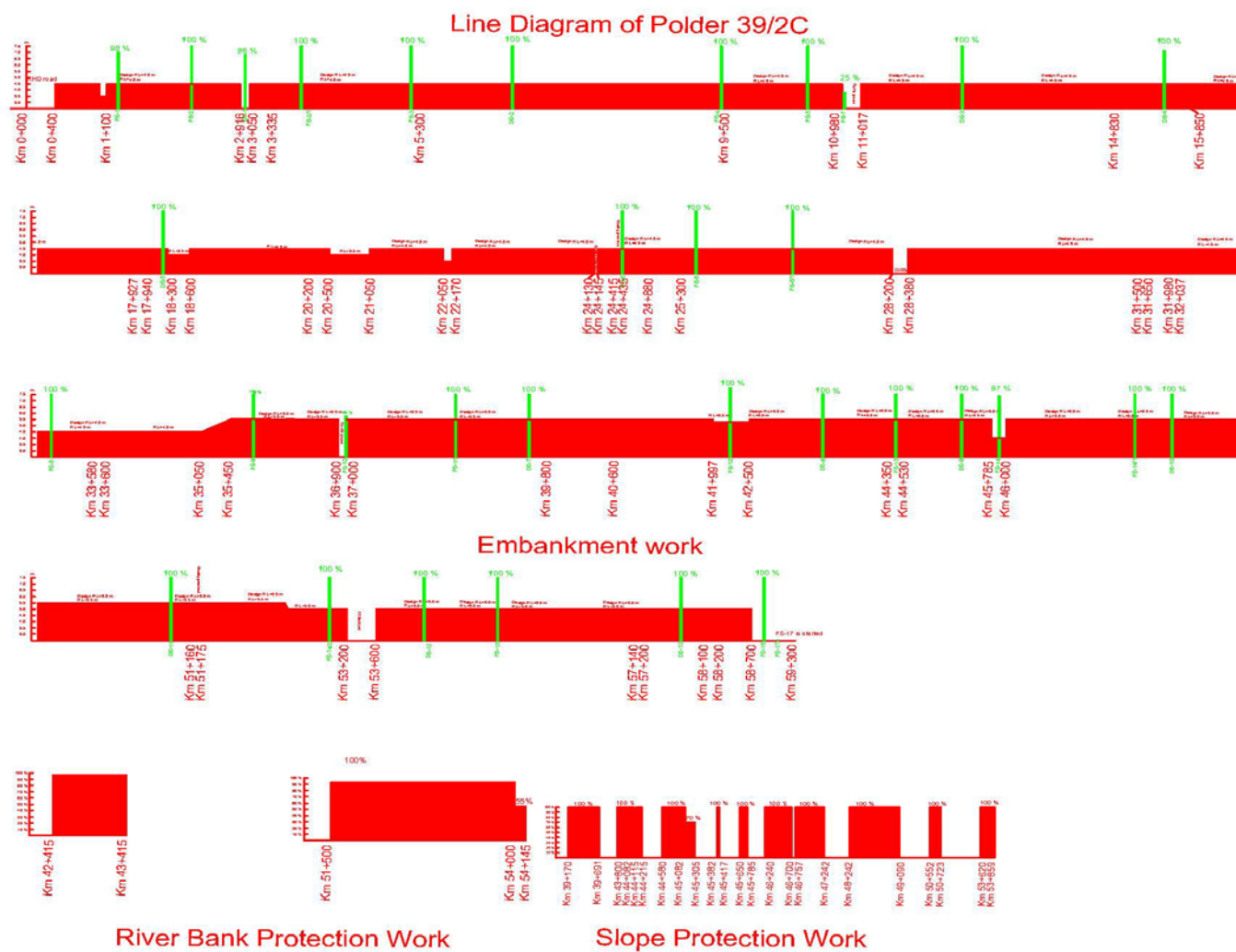


Figure 3-32: Line Diagram of Polder-39/2C

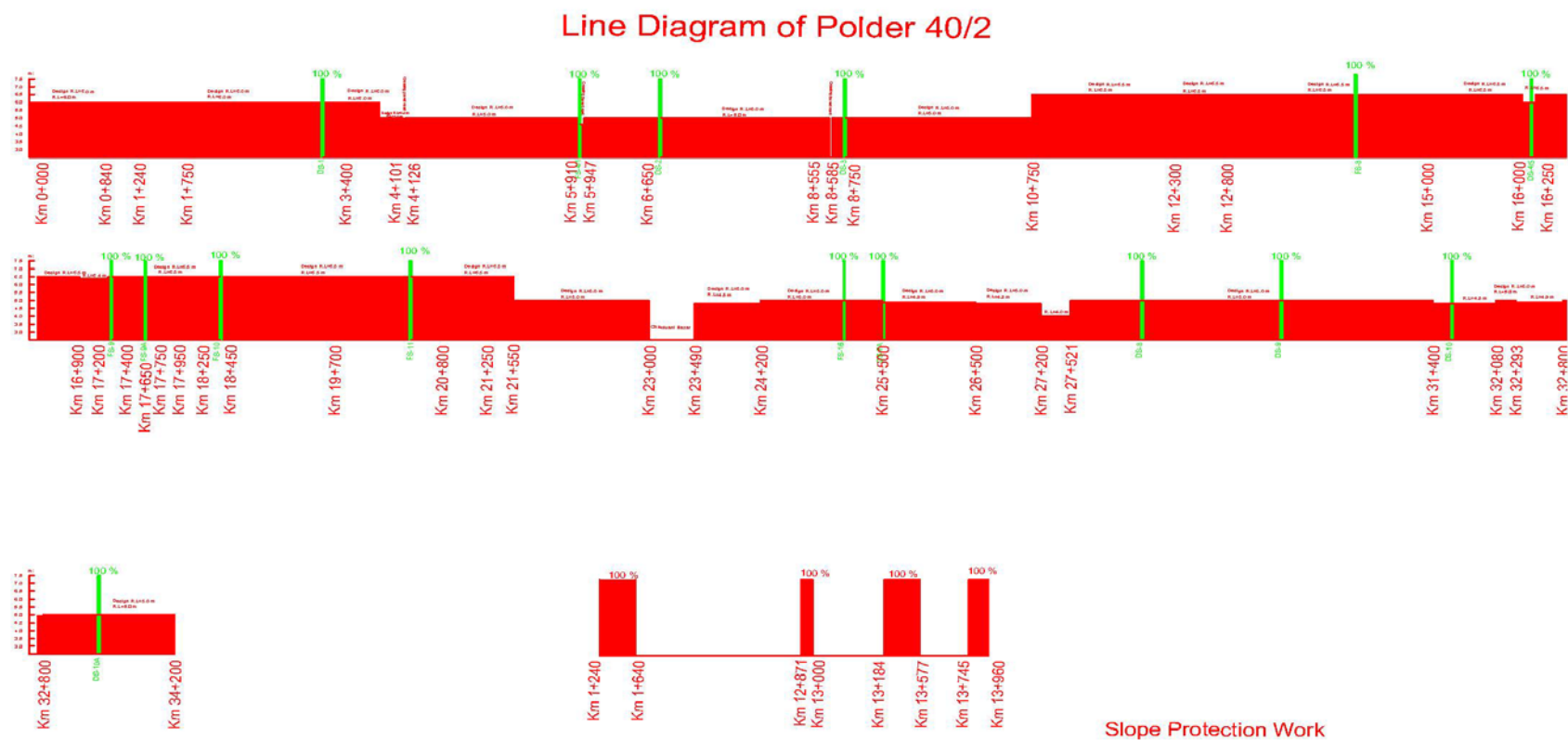


Figure 3-33: Line Diagram of Polder-40/2

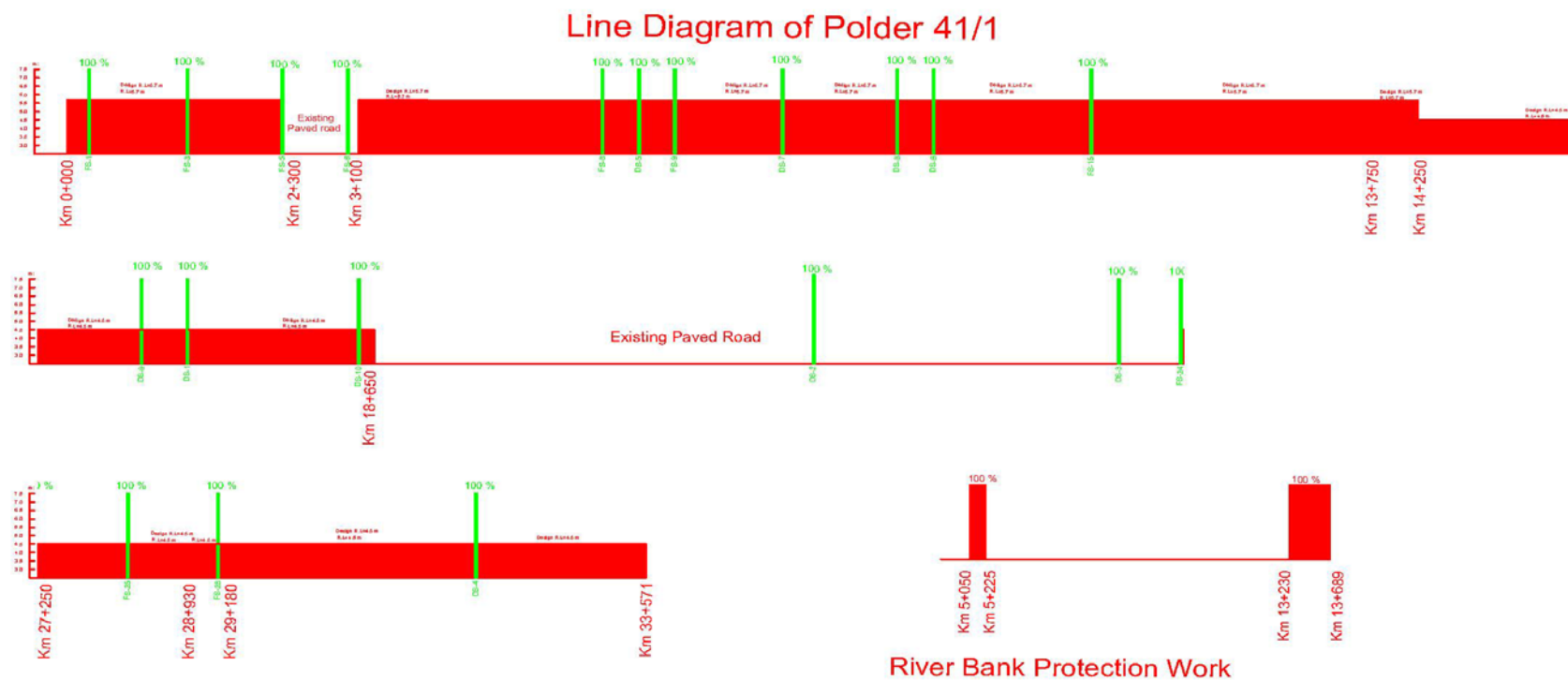


Figure 3-34: Line Diagram of Polder-41/1

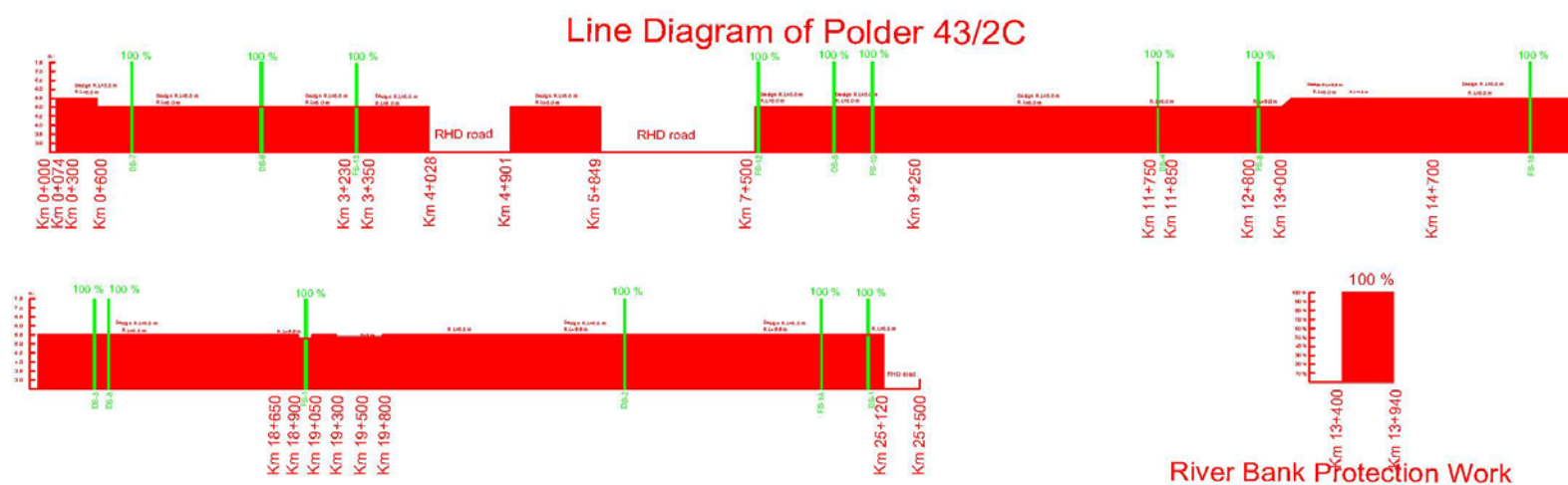


Figure 3-35: Line Diagram of Polder-43/2C

Line Diagram of Polder 47/2

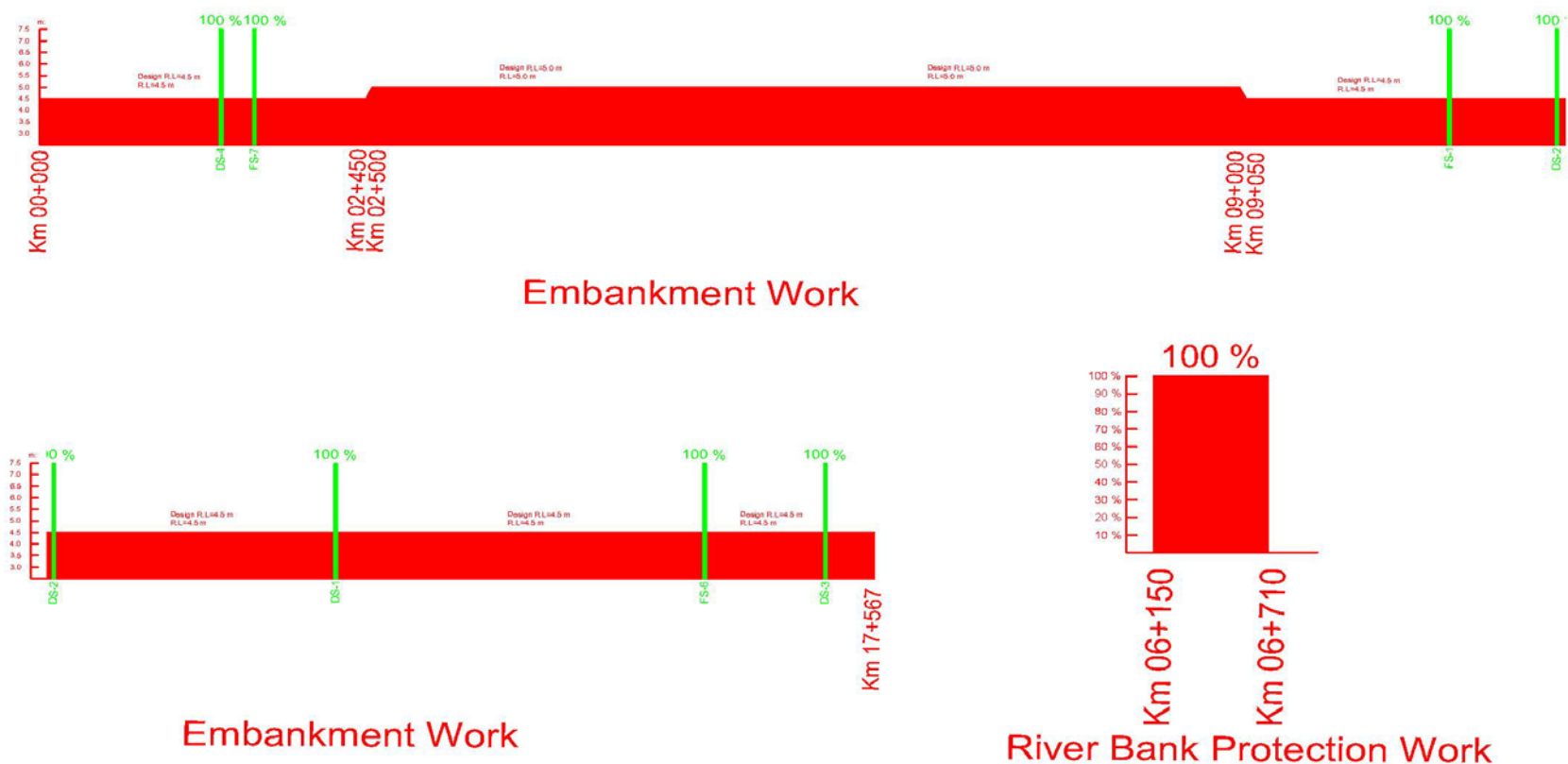


Figure 3-36: Line Diagram of Polder-47/2

Figure 3-37: Line Diagram of Polder-48

3.5.7 Finance (Invoices) Contractor Package-2

IPC-01 of Contractor Package-2 concerned the first instalment of the 5% Advanced payment and was paid on 28 June 2017;

IPC-02 concerned the second instalment of the 5% Advanced payment which was recommended by the Engineer and was paid by the Employer in June 2018;

IPC-3 was recommended by the Engineer and paid by the Employer on 20 June 2018;

IPC-4 was submitted to the Employer on 29th October 2018 by the Engineer with recommendation for payment and paid by the Employer on 19 December 2018;

IPC-5 was submitted to the Engineer on 27 December 2019, and it was sent by the Engineer to the Employer on 10 January 2019 with recommendation for payment and paid by the Employer on 30 January 2019.

IPC-6 was submitted to the Engineer on 28 February 2019 and the IPC was sent by the Engineer to the Employer on 14 March 2019 with recommendation for payment and paid by the Employer on 28 March 2019;

IPC-7 was submitted to the Engineer on 28 April 2019 and the IPC was sent by the Engineer to the Employer on 05 May 2019 with recommendation for payment and paid by the Employer on 22 May 2019;

IPC-8 was submitted to the Engineer on 25 June 2019 and the IPC was sent by the Engineer to the Employer on 27 June 2019 with recommendation for payment and paid by the Employer on 27 June 2019;

IPC-9 was submitted to the Engineer on 29 June 2019 and the IPC was sent by the Engineer to the Employer on 30 June 2019 with recommendation for payment and paid by the Employer on 30 June 2019;

IPC-10 was submitted to the Engineer on 22 October 2019 and the IPC was sent by the Engineer to the Employer on 05 November 2019 with recommendation for payment and paid by the Employer on 22 December 2019;

IPC-11 was submitted to the Engineer on 04 February 2020 and the IPC was sent by the Engineer to the Employer on 06 February 2020 with recommendation for payment and paid by the Employer on 19 February 2020;

IPC-12 was submitted to the Engineer on 04 March 2020 and the IPC was sent by the Engineer to the Employer on 07 March 2020 with recommendation for payment and paid by the Employer on 24 March 2020;

IPC-13 was submitted to the Engineer on 25 April 2020 and the IPC was sent by the Engineer to the Employer on 18 May 2020 with recommendation for payment;

IPC-14 was submitted to the Engineer on 28 June 2020 and the IPC was sent by the Engineer to the Employer on 30 June 2020 with recommendation for payment and paid by the Employer on 30 June 2020.

IPC-15 was submitted to the Engineer on 14 March 2021 and the IPC was sent by the Engineer to the Employer on 22 March 2021 with recommendation for payment and paid by the Employer on 07th April 2021.

IPC-16 was submitted to the Engineer on 22nd May 2021 and the IPC was sent by the Engineer to the Employer on 24th May 2021 with recommendation for payment and paid by the Employer on 13th June 2021.

IPC-17 was submitted to the Engineer on 28th June 2021 and the IPC was sent by the Engineer to the Employer on 30th June 2021 with recommendation for payment and paid by the Employer on 30th June 2021.

IPC-18 was submitted to the Engineer on 23rd November 2021 and the IPC was sent by the Engineer to the Employer on 29th November 2021 with recommendation for payment and paid by the Employer on 7th December 2021.

IPC-19 was submitted to the Engineer on 19th January 2022 and the IPC was sent by the Engineer to the Employer on 23rd January 2022 with recommendation for payment and paid by the Employer on 24th February 2022.

IPC-20 was submitted to the Engineer on 3rd March 2022 and the IPC was sent by the Engineer to the Employer on 14th March 2022 with recommendation for payment and paid by the Employer on 29th March 2022.

IPC-21 was submitted to the Engineer on 21st April 2022 and the IPC was sent by the Engineer to the Employer on 24th April 2022 with recommendation for payment and paid by the Employer on 18th May 2022.

IPC-22 was submitted to the Engineer on 11th June 2022 and the IPC was sent by the Engineer to the Employer on 14th June 2022 with recommendation for payment and paid by the Employer on 23rd June 2022.

IPC-23 was submitted to the Engineer on 25th June 2022 and the IPC was sent by the Engineer to the Employer on 28th June 2022 with recommendation for payment and paid by the Employer on 30th June 2022.

IPC-24 was submitted to the Engineer on 27th December 2022 and the IPC was sent by the Engineer to the Employer on 11th January 2023 with recommendation for payment and paid by the Employer on 24th January 2023.

IPC-25 was submitted to the Engineer on 29th January 2023 and the IPC was sent by the Engineer to the Employer on 6th February 2023 with recommendation for payment and paid by the Employer on 23rd February 2023.

IPC-26 was submitted to the Engineer on 30th March 2023 and the IPC was sent by the Engineer to the Employer on 6th April 2023 with recommendation for payment and paid by the Employer on 13th April 2023.

IPC-27 was submitted to the Engineer on 18th May 2023 and the IPC was sent by the Engineer to the Employer on 21st May 2023 with recommendation for payment and paid by the Employer on 1st June 2023.

IPC-28 was submitted to the Engineer on 14th June 2023 and the IPC was sent by the Engineer to the Employer on 20th June 2023 with recommendation for payment and paid by the Employer on 25th June 2023.

IPC-29 was submitted to the Engineer on 24th June 2023 and the IPC was sent by the Engineer to the Employer on 25th June 2023 with recommendation for payment and paid by the Employer on 25th June 2023.

IPC-30 was submitted to the Engineer on 14th October 2023 and the IPC was sent by the Engineer to the Employer on 15th October 2023 with recommendation for payment and paid by the Employer on 31st October 2023.

IPC-31 was submitted to the Engineer on 19th October 2023 and the IPC was sent by the Engineer to the Employer on 31st October 2023 with recommendation for payment and paid by the Employer on 7th November 2023.

3.5.8 Contract Modifications

Detailed description has been made about Contract Modifications in Sub-item 2.2 of Package-2 under Item 2.

Based on the claim of the Contractor and recommendation of the Engineer, Extension of Time was approved by the Competent Authority up to 30th September 2023, but Contractor apprehended that some works will not be completed within 30th September 2023, so they have submitted a Claim for further extension of time up to 25th December 2023. Engineer has evaluated the claim and submitted the Evaluation Report enclosing supporting documents with recommendation to extend the time up to 25th December 2023. Extension of Time up to 25th December 2023 has been approved by the Competent Authority which is informed by the Project Director to the Engineer vide memo.no. CEIP-1/W-02/1026 dated 23rd October 2023. Subsequently, Engineer has communicated the same to the Contractor vide ref. no. RDCOR_BC-5883-100_L004740_JHL_AAM dated: 7th November 2023.

3.5.9 Tentative Forecast of Payment of Package-2:

Tentative forecast of Payment for FY 2023-24 for Package-2 is reflected in the below table:

IPC No.	Submission of Month	Forecast Value of IPC	Remarks
No.30	Oct-23	98,071,909.68	IPC-30 was submitted by the Contractor on 15 th October 2023 with the value of BDT 98,071,909.68 and Engineer sent the same to the Employer on 5 th October 2023 with recommendation for payment. Employer has already made the payment
No.31	Oct-23	200,052,627.09	IPC-31 was submitted by the Contractor on 19 th October 2023 with the value of BDT 204,501,218.33 and Engineer sent the same to the Employer on 31 st October 2023 with recommendation for payment. Employer has already made the payment.
No.32	Nov-23	179,330,000.00	
No.33	Dec-23	140,789,850.00	
No.34	Dec-23	229,234,043.25	
No.35	Jan-24	189,124,822.09	
No.36	Mar-24	287,196,731.77	
Total Amount		1,323,799,983.88	

3.6 Task D: Project Management Support Services

3.6.1 Financial Projection

Disbursements of funds for IPCs are well-known and the planned future disbursements depend on the work plan works scheduling. IPC is submitted when the monetary value of the works done over a new period reaches a threshold value (percentage of the contract value). In general, during a good construction season, each IPC amount of every month to be minimum US\$ 10.94 Million and US\$ 10.93 Million for Package-1 & Package-2 respectively considering the completion date up to December 2022 for Package-1 and 25th December 2023 for Package-2. The Contractor met up their contractual obligations in June 2023. IPC-29 was submitted to PMU with recommendation for payment, but the said IPC has been returned as the quantity of emergency works exceeded the provision made in Variation Order No.05 and instructed to re-submit the same keeping the quantity of emergency works within the provision of Variation Order No.05. Accordingly, the Contractor was requested re-submit the IPC-29. Later, it is decided that if any discrepancies is found that will be adjusted in Final Statement and on that condition IPC-29 has again been submitted to PMU with recommendation for payment. IPC-30 and IPC-31 of Package-2 were submitted to PMU by the Engineer with recommendation for payment and IPCs are already paid. The next IPC is, however, expected by end of December 2023 from the Contractor of Package- 1 & 2.

3.6.2 Modification of Consultancy Contract

Detailed description has been made about Modification of Consultancy Contract for DDCCS & PMS Consultants in Sub-item 1.3 other tasks Consultant Sl.no.6 under Item 1 of Executive Summary.

3.6.3 Staffing and staff changes approved or in process during the month

Table 3-54: Overview of Staffing (including Proposed Replacements)

Description of Staffs	Position	Original Staff	Current Staff	Remarks
A. International Key Staff	Team Leader	Jean Henry Laboyrie	Jean Henry Laboyrie	Available
	Design Engineer	Alec Sleigh	Arend Jan van de kerk	
	River Training Engineer	Bert te Slaa	Bert te Slaa	
	Sociologist/Resettlement Specialist	Dr. Salim Zaman	Dr. Salim Zaman	
	Quantity Surveyor - 1	Barbara Hellet	Mr. Rainier Manansala Dela Cruz	Available
	Construction Resident Engineer - 1	Trevor Morish Hale	Trevor Morish Hale	
	Construction Resident Engineer - 2	Gerard Pichel	GM Akram Hossain	Not available
	Contract Management Specialist	Rob Brouwer	Rob Brouwer	
	Procurement Specialist	Barbara Hellet	Barbara Hellet	
	Environmental Specialist	Henk Blok	Henk Blok	
	Morphological Modeler	Henrik Rene Jensen	Henrik Rene Jensen	
	Environmental Specialist	Anders Malgrem Hansen	Anders Malgrem Hansen	
B. International Non-Key Staff	Quantity Surveyor - 2	Andrew Cook	Andrew Cook	
	Sociologist/Resettlement Specialist	Roy Timmer	Dr. Salim Zaman	
	Geo-Technical Engineer	Joost van der Schrier	Joost van der Schrier	
	Estuary and River Morphology Modeler	Bo Brahtz Christensen	Bo Brahtz Christensen	
A. National Key Staff	River and Coastal Expert	Ranjit Galappatti	Ranjit Galappatti	
	Deputy Team Leader	Md. Habibur Rahman	A K M Momtaz Uddin	Available
	Deputy Resident Engineer - 1	Mazibur Rahman Khan	Mr. A.K.M. Sayeed Uddin	
	Deputy Resident Engineer - 2	Md. Gulzer Hossain	Mr. Mohammad Ali	Available
	Re-settlement Specialist/Sociologist	Kh. Khairul Matin	Md. Zainal Abedin	
A. National Non-Key Staff	Design Engineer	Md. Anwar Hossain Bhuiyan	Md. Anwar Hossain Bhuiyan	
	Geo-Technical Engineer	Md. Nurul Islam	Md. Nurul Islam	
	Design Engineer	Mr. Mahbubur Rahman	Mr. Mahbubur Rahman	Available
	Environmental	Sheikh Muhammad Abdur Rashid	Sheikh Muhammad Abdur Rashid	
	Sociologist/Resettlement Specialist	Md. Ferdous Rahman	Md. Ferdous Rahman	Available
	Geographical Information System Expert	Md. Monirul Haque	Md. Monirul Haque	
	Procurement Specialist	Md. Humayun Kabir	Md. Humayun Kabir	
	Senior Estimator - 1	Md. Ansar Ali Mia	Md. Ansar Ali Mia	
	Senior Estimator - 2	Md. Nazrul Islam	Md. Gulzer Hossain	
	Survey Engineer - 1	Pankaj Kumar Moitra	Pankaj Kumar Moitra	Available
	Survey Engineer - 2	Md. Amirul Islam	Md. Amirul Islam	
	Survey Engineer - 3	ABM Anwar Haidar	Abu Taiub Mia	
	Junior Design Engineer - 1	Ms. Selina Akhter	Ms. Selina Akhter	
	Junior Design Engineer - 2	Ms. Shaikh Naureen Laila	Ms. Selina Akhter	
	Auto CAD Specialist - 1	Ms. Marjan Mallik	Md. Asadujjaman	
	Auto CAD Specialist - 2	Biprojit Paul	Ms. Nahid Farjana	
	River and Coastal Expert	Md.Zahirul Haque Khan	Md.Zahirul Haque Khan	
	Construction Supervision Engineer -1	Md. Mukhlesur Rahman	S.M. Saiful Islam	
	Construction Supervision Engineer - 2	Shyamal Kumar Dutta	Shyamal Kumar Dutta	
	Construction Supervision Engineer - 3	SK Golam Quader	Md. Mainul Islam	
	Construction Supervision Engineer - 4	Abdul Jalil	AKM Mazibur Rahman	Available
	Quality Control Specialist - 1	Md. Abdur Razzaque Khan	Md. Delowar Hossain	
	Quality Control Specialist - 2	Md. Sekendar Ali	Md. Rafiqul Alam	
	Procurement / Contract Management Specialist	Md. Tafazzal Ali	Md. Aminur Rahman	Available
	Environmental Specialist	Dr. Quazi Alamgir Kabir	Abu Bakr Siddique	Available
	Resettlement Specialist/Sociologist	Md. Mustafizur Rahman	Md. Mustafizur Rahman	
	Land Acquisition Officer	Benu Gopal Dey	Kh. Mahabub Alam	

Bangladesh Water Development Board (BWDB)
Coastal Embankment Improvement Project, Phase-1 (CEIP-1)

Description of Staffs	Position	Original Staff	Current Staff	Remarks
	Geo-Technical and Foundation Specialist	Mizanur Rahman	Ashraf Ul Abedin	
	Mechanical Engineer - 1	Monojit Kumar Bagchi	Monojit Kumar Bagchi	
	Mechanical Engineer - 2	Md. Rashidul Islam	Md. Rashidul Islam	Available
	Agronomist	Dr. Santosh Kumer Sarker	Dr. Santosh Kumer Sarker	
	Fisheries Expert	Md. Mokammel Hossain	Md. Mokammel Hossain	
	Senior Estimator - 2	Md. Nazrul Islam	Md. Gulzer Hossain	
	Economist	Md. Aminul Islam	Md. Aminul Islam	
	Construction Supervision Engineer - 5	Md. Sadiqul Islam	Md. Sadiqul Islam	Available
	Construction Supervision Engineer - 6	Md. Ghiasuddin Ahmad	Md. Harun ar Rashid	Available
	Quality Control Specialist - 3	Md. Ali Jinnah	Md. Ali Jinnah	Available
	Quality Control Specialist - 4	Md. Harun Ur Rashid	Md. Harun Ur Rashid	Available
A. Other Staffs	Office Manager	Md. Shahadat Hossain	Md. Shahadat Hossain	Available
	Office Manager (Khulna)	Jakir Hossen	Md. Mizanur Rahman	Available
	Office Manager (Patuakhali)	Mehede Hasan	Mehede Hasan	Available
	Accounts Officer (Dhaka)	Md. Fazlul Karim Khan	Md. Fazlul Karim Khan	Available
	Accounts Officer (Dhaka)	Md. Badarudduza	Md. Badarudduza	Available
	Office Secretary (Dhaka)	Mahmuda Islam	Mahmuda Islam	Available
	Computer Operator (Dhaka)	Md. Abdulla Al Mamun	Md. Abdulla Al Mamun	Available
	Computer Operator (Dhaka)	Md. Delowar Hossain	Md. Delowar Hossain	Available
	Field Engineer	Md. Hasibur Rahman	Md. Hasibur Rahman	Available
	Field Engineer	Md. Lakidul Islam	Md. Lakidul Islam	Available
	Field Engineer	Md. Samsul Alam -1	Md. Samsul Alam	Available
	Field Engineer	Md. Jamal Uddin	Md. Jamal Uddin	Available
	Field Engineer	Khandaker Shamim Ahmed	Khandaker Shamim Ahmed	Available
	Field Engineer	Md. Monirul Islam	Md. Monirul Islam	Available
	Field Engineer	Md. Shohel Rana	Md. Shohel Rana	Available
	Field Engineer	Md. Abdulla Al Mamun	Md. Abdulla Al Mamun	Available
	Field Engineer	Md. Rakibul Islam Nahid	Md. Rakibul Islam Nahid	Available
	Field Engineer	Md. Lutfor Rahman	Md. Lutfor Rahman	Available
	Field Engineer	Mst. Mousumi Khatun	Mst. Mousumi Khatun	Available
	Field Engineer	Noor A Alam	Noor A Alam	Available
	Field Engineer	Kamrul Hasan	Kamrul Hasan	Available
	Field Engineer	S.M. Shamim Hasan	S.M. Shamim Hasan	Available
	Field Engineer	Md. Monir Hosen	Md. Monir Hosen	Available
	Field Engineer	Motahar Hossain Mamun	Motahar Hossain Mamun	Available
	Field Engineer	Md. Liton Azad	Md. Liton Azad	Available
	Field Engineer	Allama Hammed Toha	Allama Hammed Toha	Available
	Filed Engineer	Md. Aminur Rahman	Md. Aminur Rahman	Available
	Filed Engineer	Md. Sumon Hossain	Md. Sumon Hossain	Available
	Lab Technician	Md. Rubayat Hossain	Md. Rubayat Hossain	Available
	Lab Technician	Swapan Kumar Sarker	Swapan Kumar Sarker	Available
	Lab Technician	Md. Ohidul Islam Sheikh	Md. Ohidul Islam Sheikh	Available
	Resettlement Worker	Md. Abdus Salam	Md. Abdus Salam	Available
	Office Secretary (Patuakhali)	Abdullah Al Masun	Abdullah Al Masun	Available
	Computer Operator (Khulna)	Hosnewara Khatun	Hosnewara Khatun	Available
	Computer Operator	Md. Bellal Hossain	Md. Bellal Hossain	Available
	Computer Operator	Md. Kazi Rezaul Hoque	Md. Kazi Rezaul Hoque	Available
	Computer Operator	Md. Jakaria Islam	Md. Jakaria Islam	Available
	Office Peon	Md. Jahangir Alam	Md. Jahangir Alam	Available
	Office Peon	Md. Gaffar Sarker	Md. Gaffar Sarker	Available
	Office Peon (Khulna)	Md. Sojib Hossen	Md. Sojib Hossen	Available
	Office Peon (Patuakhali)	Md. Rownaqul Islam	Md. Rownaqul Islam	Available
	Office Peon (Patuakhali)	Md. Babul Akhter	Md. Babul Akhter	Available
	Office Peon (Dhaka)	Sohan Mia	Sohan Mia	Available
	Messenger (Dhaka)	Sheikh Rabiul Islam	Sheikh Rabiul Islam	Available
	Cleaner/ Chowkidar	Md. Shohidul Islam	Md. Shohidul Islam	Available
	Cleaner/ Chowkidar	Nargis Begum	Nargis Begum	Available
	Chowkidar (Khulna)	Ariful Islam	Ariful Islam	Available

3.6.4 Monthly Tentative Forecast of Payment for DDCS & PMS Consultants:

Tentative forecast of payment for DDCS & PMS Consultants for FY 2023-2024 has been reflected in the Table 3-62.

Table 3-55: Tentative forecast of payment for DDCS & PMS Consultants for FY 2023-2024

Invoice No.	Invoice Month	Value of Invoice BDT	Remarks
LC-46	July-August 22	22,281,369.46	Paid
LC-47	September-October 22	20,491,827.09	Paid
LC-48	November-December 22	24,517,481.83	Paid
LC-49	January - February 23	33,373,088.99	Paid
LC-50	March-April 23	25,200,000.00	Paid
LC-51	May-June 23	24,000,000.00	
LC-52	July-August 23	22,000,000.00	
LC-53	September-October 23	25,373,088.99	
LC-54	November-December 23	43,737,481.41	
	Sub Total	240,974,337.78	

Invoice No.	Invoice Month	Value of Invoice Euro	Remarks
FC-48	November-December 22	128,250.00	Paid
FC-49	January - February 23	132,300.00	Paid
FC-50	March-April 23	128,250.00	Paid
FC-51	May-June 23	132,300.00	Paid
FC-52	July-August 23	135,000.00	
FC-53	September-October 23	151,200.00	
FC-54	November-December 23	149,850.00	
	Sub Total	957,150.00	
	Equiv. from Euro to BDT	98,450,438.99	

3.6.5 Finance (Invoices) RHDHV/DDCS & PMS Consultants

Table 3-56: Overview of Consultants Invoices since Project Inception

SI No. of Invoices	Payment in EURO			Payment in BDT		
	Amount invoiced	Date submitted	Date paid	Amount invoiced	Date submitted	Date paid
Advance Payment	481,134.90	30-Dec-14	1-Apr-15	59,249,809.60	30-Dec-14	1-Apr-15
Invoice No 1	50,908.14	25-May-15	11-Jun-15	1,119,426.94	15-June-15	16-Jun-15
Invoice No 2	129,241.61	25-May-15	11-Jun-15	5,952,195.13	17-June-15	16-Jun-15
Invoice No 3 (Part)	60,000.00	21-June-15	22-Jun-15	7,967,524.20	30-Jun-15	30-Jun-15
Invoice No 3 (Part)	70,282.49	21-June-15	06-Oct-15	33,150,070.88	30-Jun-15	27-Sep-15
Invoice No 4	206,972.03	27-Sep-15	02-Dec-15	14,332,732.78	27-Sep-15	29-Nov-15
Invoice No 5	169,555.53	15-Nov-15	10-Dec-15	25,991,948.77	30-Nov-15	10-Jan-16
Invoice No 6	74,062.24	17-Jan-16	04-Feb-16	14,590,698.64	03-Jan-16	27-Jun-16
Invoice No 7	201,749.51	01-June-16	30-Jun-16	15,016,503.44	19-June-16	30-Jun-16
Invoice No 8	140,967.65	01-June-16	30-Jun-16	692,718.66	19-June-16	30-Jun-16
	0.00			36,351,389.86	19-June-16	10-Nov-16 (Partly Paid)
Invoice No 9	153,881.30	30-June-16	30-Jun-16	19,138,626.07	27-Nov-16	02-Mar-17
Invoice No 10	243,824.28	23-Oct-16	09-Nov-16	15,095,311.81	27-Nov-16	02-Mar-17
Invoice No 11	224,255.11	06-Nov-16	1-Jun-17	15,623,144.38	07-Dec-16	18-May-17

Bangladesh Water Development Board (BWDB)
Coastal Embankment Improvement Project, Phase-1 (CEIP-1)

SI No. of Invoices	Payment in EURO			Payment in BDT		
	Amount invoiced	Date submitted	Date paid	Amount invoiced	Date submitted	Date paid
Invoice No 12	211,748.62	15-Jan-17	1-Jun-17	51,335,041.98	15-Jan-17	18-May-17
Invoice No 13	149,954.66	10-Apr-17	1-Jun-17	25,796,446.77	16- Mar-17	18-May-17
Invoice No 14	51,073.50	3-May-17	18-Oct-17	9,847,754.23	1 Jun-17	29-Jun-17
Invoice No 15	359,744.20	16-Oct-17	10-Dec-17	18,863,496.23	29-Jun-17	29-Jun-17 (Partly Payment)
	0.00	16-Oct-17	10-Dec-17	3,123,876.54	10-Dec-17	10-Dec-17 (Partly Payment)
Invoice No. 16	82,732.65	26-Oct-17	10-Dec-17	28,318,643.89	10-Dec-17	29-Jan-18
Invoice No. 17	129,562.33	22-Nov-17	03-Dec-17	1,597,5427.00	10-Dec-17	29-Jan-18
Invoice No. 18	216,541.94	25-Feb-18	30-Apr-18	18284749.64	19-Apr-18	30-Apr-18
Invoice No. 19	126,541.94	15-Apr-18	30-Apr-18	25067376.46	19-Apr-18	30-Apr-18
Invoice No. 20	90,204.56	4-Jun-18	9-Jun-18	36,031,005.53	27-May-18	9-Jun-18
Invoice No. 21	85,705.24	21-June-18	30-Jun-18	18,677,806.77	30-June-18	30-June-18
Invoice No. 22	135,163.94	10-Sep-18	23-Dec-18	20,437,707.45	10-Oct-18	09-Dec-18
Invoice No. 23	122,330.66	01-Jan-19	30-Mar-19	127,219,58.17	20-Dec-18	20-Feb-19
Invoice No. 24	94,865.43	01-Jan-19	25-Mar-19	12,123,246.79	11-Feb-19	25-Mar-19
Invoice No. 25	101,908.93	14-Mar-19	25-Mar-19	28,104,552.17	21-May-19	30-May-19
Invoice No. 26	102,016.32	26-Jun-19	27-Jun-19	14,008,004.31	27-Jun-19	27-Jun-19
Invoice No. 27	88,698.49	30-Jun-19	30-Jun-19	14,240,648.43	30-Jun-19	30-Jun-19
Invoice No. 28	24,002.59	19-Dec-19	20-Jan-20	37,413,649.93	19-Dec-19	20-Jan-20
Invoice No. 29	60,375.90	19-Dec-19	20-Jan-20	21,506,237.37	19-Dec-19	20-Jan-20
Invoice No. 30	199,141.45	24-Feb-20	25-Feb-20	19,736,470.06	27-Feb-20	25-Feb-20
Invoice No. 31	97400.49	18 Mar-20	30-Jun-20	28,623,021.06	08-May-20	17-May-20
Invoice No. 32	82,884.43	8-May-20	30-Jun-20	18,373,088.31	08-May-20	17-May-20
Invoice No. 33	67,391.39	30-Jun-20	30-Jun-20	18,132,800.03	30-Jun-20	30-Jun-20
Invoice No. 34	62,739.09	14-Oct-20	12-Jan-21	14,624,097.66	14-Oct-20	12-Jan-21
Invoice No. 35	94,637.90	13-Dec-20	12-Jan-21	10,962,805.39	03-Dec-20	12-Jan-21
Invoice No. 36	96,035	15-Mar-21		13,811,729	15-Mar-21	30-Jun-21
Invoice No. 37 (Part)	32,840.43	15-Mar-21	30-Jun-21	12,149,448.08	15-Mar-21	30-Jun-21
Invoice No. 37 (Part)	42,777.61	1-Apr-21	30-Jun-21	5,543,294.37	30-Jun-21	30-Jun-21
Invoice No. 38	100,467.43	20-May-21	30-Jun-21	3,656,867.77	30-Jun-21	30-Jun-21
Invoice No. 39	51,317.18	30-Jun-21	30-Jun-21	58511657.95	10-Oct-21	3-Jan-22
Invoice No. 40	125,220.00	11-Nov-21	24-Feb-22	17,210,330.67	16-Nov-21	24-Feb-22
Invoice No. 41	83,071.45	11-Nov-21	24-Feb-22	17444121.68	8-Dec-21	23-Mar-22
Invoice No. 42	105,719.72	23-Jan-22	27-Apr-22	15,184,263.75	8-Mar-22	27-Apr-22
Invoice No. 43	84,841.67	18-Apr-22	16-Jun-22	38,846,070.90	7-Apr-22	27-Apr-22
Invoice No. 44	51,675.82	25-May-22	16-Jun-22	19,321,770.80	16-Jun-22	30-Jun-22
Invoice No. 45	98,576.26	30-Jun-22	17-Nov-22	25,129,151.03	30-Jun-22	24-Nov-22
Invoice No. 46	125,256.84	17-Nov-22	30-Jun-23	21,623,901.64	30-Aug-23	21-Sep-23
Invoice No. 47	117,829.50	17-Nov-22	30-Jun-23	20,832,988.16	30-Aug-23	21-Sep-23
Invoice No. 48	82,552.02	06-Aug-23	30-Jun-23	21,623,192.61	30-Aug-23	21-Sep-23
Invoice No. 49	96,052.79	06-Aug-23	12-Nov-23	32,951,096.64	30-Aug-23	18-Oct-23
Invoice No. 50	96,465.52	06-Aug-23	12-Nov-23	33,963,829.45	30-Aug-23	18-Oct-23
Invoice No. 51	95,363.39	06-Aug-23	12-Nov-23			
Total Amount Invoiced =	6,530,264.07			1,131,811,046.83		

Annex 1: Updated Physical Site Works: Package-1& 2

Package-1 (weightage basis)

BoQ Item	Activity Name	Unit	Weightage as per VO NO. 05	Weight (Partial)	Name of Work	Quantity as per VO No. 5	Actual Quantity	Percentage Completed	Weighted Percentage	Achieved Weightage	Status as of November 2023	Contract Value as per Variation No. 6 (BDT)	Cumulative Value of Work Executed (BDT)	Cumulative Amount Including Permanent Work, Tax+Vat & Price Adjustment (BDT)
Item No. 1	General Mobilisation		8.01%					98.50%	7.887%	7.8865%	98.50%	492,947,161.80	485,552,954.37	444,355,913
Item No. 2	Embankment Construction/ Re-sectioning	Cum	24.25%			5,992,420	5,992,420	100.00%	24.253%	24.2533%	100.00%	1,446,347,779.38	1,446,347,784.31	1,422,514,373
Item No. 3	Drainage Channel Excavation/ Re-excavation	Cum	2.77%			1,430,344.91	1,430,344.91	100.00%	2.766%	2.7662%	100.00%	164,961,678.47	164,961,678.47	135,148,869
Item No. 4	Drainage Sluice Construction	No	9.84%							9.8370%	100.00%	586,629,603.70	586,629,603.70	581,982,138.12
				0.47%	Casting Block size 40cm x 40cm x 20cm.	96,620	96,620	100.00%	0.468%			27,880,649.13	27,880,649.13	
				0.32%	Casting Block size 30cm x 30cm x 30cm.	77,616	77,616	100.00%	0.317%			18,907,139.73	18,907,139.73	
				9.05%	Other Drainage Sluices Construction Works	561,901,358	561,901,358	100.00%	9.052%			539,841,814.84	539,841,814.84	
Item No. 5	Drainage Sluice Repair	No	0.12%							0.1243%	100.00%	7,409,667.51	7,409,667.51	4,737,165.26
				0.01%	Casting Block size 40cm x 40cm x 20cm.	2,004	2,004	100.00%	0.010%			578,274.24	578,274.24	
				0.01%	Casting Block size 30cm x 30cm x 30cm.	3,078	3,078	100.00%	0.013%			749,800.80	749,800.80	
				0.10%	Other Drainage Sluices Repair Works	6,081,592	6,081,592	100.00%	0.102%			6,081,592.47	6,081,592.47	
Item No. 6	Flushing Inlet Construction	No	4.24%							4.2380%	100.00%	252,734,543.34	252,734,543.34	241,231,647.53
				0.24%	Casting Block size 40cm x 40cm x 20cm.	49,213	49,213	100.00%	0.238%			14,200,903.28	14,200,903.28	
				0.15%	Casting Block size 30cm x 30cm x 30cm.	37,650	37,650	100.00%	0.154%			9,171,540.00	9,171,540.00	
				3.85%	Other Flushing Inlets Construction Works	229,362,100	229,362,100	100.00%	3.846%			229,362,100.06	229,362,100.06	
Item No. 7	Flushing Inlet Repair	No	0.43%							0.4286%	100.00%	25,561,003.74	25,561,003.74	20,009,665.40
				0.03%	Casting Block size 40cm x 40cm x 20cm.	6,488	6,488	100.00%	0.031%			1,872,128.05	1,872,128.05	
				0.01%	Casting Block size 30cm x 30cm x 30cm.	3,410	3,410	100.00%	0.014%			830,669.59	830,669.59	
				0.38%	Other Flushing Inlets Repair Works	22,858,206	22,858,206	100.00%	0.383%			22,858,206.09	22,858,206.09	
Item No. 8	Embankment Slope Protection Work	Km	17.50%							17.5019%	100.00%	1,043,724,244.24	1,043,724,244.24	1,008,286,841.84
				3.80%	Casting Block size 40cm x 40cm x 40cm.	413,155	413,155	100.00%	3.804%			226,879,936.70	226,879,936.70	
				8.07%	Casting Block size 40cm x 40cm x 20cm.	1,752,725	1,752,725	100.00%	8.070%			481,245,703.25	481,245,703.25	
				1.49%	Casting Block size 40cm x 40cm x 30cm.	196,950	196,950	100.00%	1.490%			88,875,657.00	88,875,657.00	
				4.14%	Other Embankment Slope Works	246,722,947.29	246,722,947.29	100.00%	4.137%			246,722,947.29	246,722,947.29	
Item No. 9	River Bank Protection Work	Km	23.93%							23.9272%	100.00%	1,426,898,702.12	1,426,898,702.12	1,426,608,414.83
				12.22%	Casting Block size 40cm x 40cm x 40cm.	1,326,997	1,326,997	100.00%	12.219%			728,707,132.58	728,707,132.58	
				0.80%	Casting Block size 40cm x 40cm x 20cm.	174,290	174,290	100.00%	0.802%			47,854,805.30	47,854,805.30	
				8.92%	Casting Block size 30cm x 30cm x 30cm.	2,058,388	2,058,388	100.00%	8.918%			531,846,549.82	531,846,549.82	
				0.01%	Casting Block size 40cm x 40cm x 30cm.	1,542	1,542	100.00%	0.012%			695,842.92	695,842.92	
				1.98%	Other Bank Protection Works	117,794,371.50	117,794,371.50	100.00%	1.975%			117,794,371.50	117,794,371.50	
Item No. 10	Dismantling Work	Km	0.37%			21,963,705	21,963,705.20	100.00%	0.368%	0.3683%	100.00%	21,963,705.20	21,963,705.20	20,275,450.62
Item No. 11	Closure Dam Construction	Km	3.07%							3.0674%	100.00%	182,925,081.00	182,925,081.00	182,925,080.64
				0.77%	Foundation Construction of the Closure	45,731,270	45,731,270.00	100.00%	0.767%			45,731,270.00	45,731,270.00	
				0.61%	Closing of the closure	36,585,016	36,585,016.00	100.00%	0.613%			36,585,016.00	36,585,016.00	
				1.69%	Final Protection Work of the Closure	100,608,795	100,608,795.00	100.00%	1.687%			100,608,795.00	100,608,795.00	
	Schedule of Day work		0.12%			7,283,750	7,283,750	100.00%	0.122%	0.1221%	100.00%	7,283,749.58	7,283,749.58	6,955,970
	Environmental Mitigation Works		1.01%			60,200,000	60,200,000	100.00%	1.009%	1.0095%	100.00%	60,200,000.00	60,200,000.00	54,100,000.00
	Physical and Price Contingency (Emergency Works)		4.35%			259,389,514	259,389,514	100.00%	4.350%	4.3496%	100.00%	259,389,514	259,389,513.66	196,550,089.97
	Physical and Price Contingency (Provision Sum)		0.00%			768,496,659	663,001,898	86.27%	0.000%			768,496,659	663,001,898.00	674,408,587.79
	Estimated Adjustment in VAT (BDT)		0.00%									81,634,645		76,314,257.89
	Estimated Adjustment in IT (BDT)		0.00%									172,550,947		162,532,533.20
			100.00%								99.88%	7,001,658,684.44	6,634,584,129.23	6,658,936,998.46

Package-2

BoQ Item	Activity Name	Unit	Weightage	Weight (Partial)	Name of Work	Quantity as per VO No. 03	Actual Quantity of work executed	Percentage Completed	Weighted Percentage	Achieved Weightage	Status on November 2023	Value (BDT) as per VO No. 03	Cumulative Value of Work Executed (BDT)	Cumulative Amount of Permanent Work (BDT)
Item No. 1	General Mobilization		1.52%	1.52%				75.00%	1.14%	1.138%	75.00%	145,490,100.00	109,117,575.00	106,069,456.00
Item No. 2	Embankment Construction/ Re-sectioning	Cum	19.43%	19.43%		7,507,607	6,982,011	93.00%	18.07%	18.070%	93.00%	1,862,515,853.24	1,732,123,987.48	1,555,920,697.93
Item No. 3	Drainage Channel Excavation/ Re-excavation	Cum	1.79%	1.79%		1,348,519.97	1,200,155.23	89.00%	1.59%	1.590%	89.00%	171,262,036.32	152,419,714.08	133,678,256.90
Item No. 4	Drainage Sluice Construction	No	13.91%	13.91%						13.744%	98.81%	1,333,228,904.98	1,317,396,730.88	1,241,527,007.72
			0.98%	0.98%	Casting Block size 40cm x 40cm x 40cm.	94,056	88,813	94.43%	0.92%			93,619,707.57	88,400,857.47	
			0.44%	0.44%	Casting Block size 30cm x 30cm x 30cm.	174,050	159,841	91.84%	0.41%			42,294,201.03	38,841,290.25	
			12.49%	12.49%	Other Drainage Sluices Construction Works	1,197,314,996	1,190,154,583	99.40%	12.42%			1,197,314,996.38	1,190,154,583.17	
Item No. 5	Drainage Sluice Repair	No	0.08%	0.08%						0.071%	84.07%	8,086,654.57	6,798,193.50	5,166,590.33
			0.02%	0.02%	Casting Block size 40cm x 40cm x 20cm.	7,463	4,945	66.26%	0.01%			2,007,547.00	1,330,194.68	
			0.01%	0.01%	Casting Block size 30cm x 30cm x 30cm.	5,488	5,040	91.84%	0.01%			1,333,584.00	1,224,709.82	
			0.05%	0.05%	Other Drainage Sluices Repair Works	4,745,524	4,243,289	89.42%	0.04%			4,745,523.57	4,243,288.99	
Item No. 6	Flushing Inlet Construction	No	5.96%	5.96%						5.657%	94.95%	571,092,840.40	542,252,212.90	486,427,428.52
			0.72%	0.72%	Casting Block size 40cm x 40cm x 40cm.	69,745	65,857	94.43%	0.68%			69,421,383.20	65,551,473.73	
			0.30%	0.30%	Casting Block size 30cm x 30cm x 30cm.	118,010	108,376	91.84%	0.27%			28,676,430.00	26,335,277.98	
			4.93%	4.93%	Other Flushing Inlets Construction Works	472,995,027	450,365,461	95.22%	4.70%			472,995,027.20	450,365,461.19	
Item No. 7	Flushing Inlet Repair	No	0.37%	0.37%						0.318%	86.68%	35,169,010.85	30,484,013.59	24,818,008.35
			0.09%	0.09%	Casting Block size 40cm x 40cm x 20cm.	33,245	22,028	66.26%	0.06%			8,942,905.00	5,925,542.32	
			0.04%	0.04%	Casting Block size 30cm x 30cm x 30cm.	16,368	15,032	91.84%	0.04%			3,977,424.00	3,652,705.96	
			0.23%	0.23%	Other Flushing Inlets Repair Works	22,248,682	20,905,765	93.96%	0.22%			22,248,681.85	20,905,765.32	
Item No. 8	Embankment Slope Protection Work	Km	14.04%	14.04%						13.837%	98.52%	1,346,209,286.93	1,326,320,822.05	1,280,637,282.55
			3.60%	3.60%	i) CC Block: 40cm x 40cm x 30cm.	829,367	813,816	98.13%	3.53%			345,016,672.00	338,547,636.97	
			1.76%	1.76%	ii) CC Block: 40cm x 40cm x 40cm.	303,371	302,595	99.74%	1.76%			168,674,276.00	168,243,081.12	
		776	2.70%	2.70%	iv) CC Block: 60cm x 60cm x 40cm.	129,639	127,990	98.73%	2.66%			258,467,756.25	255,180,062.50	
			2.82%	2.82%	v) CC Block: 60cm x 60cm x 60cm.	88,307	86,197	97.61%	2.75%			270,190,278.69	263,734,374.99	
			3.17%	3.17%	Other Embankment Slope Works	303,860,303.99	300,615,666.47	98.93%	3.14%			303,860,303.99	300,615,666.47	
Item No. 9	River Bank Protection Work	Km	38.17%	38.17%						37.96%	99.47%	3,658,302,176.65	3,639,012,308.27	3,605,226,678.66
			33.49%	33.49%	Casting Block size 40cm x 40cm x 40cm.	5,773,591	5,758,832	99.74%	33.40%			3,210,116,596.00	3,201,910,330.88	
			0.81%	0.81%	Casting Block size 40cm x 40cm x 30cm.	187,544	184,028	98.13%	0.80%			78,018,304.00	76,555,467.03	
			3.86%	3.86%	Other Bank Protection Works	370,167,276.65	360,546,510.36	97.40%	3.76%			370,167,276.65	360,546,510.36	
Item No. 10	Dismantling Work of sluices and road	Km	0.57%	0.57%						0.428%	75.00%	54,746,352.95	41,059,764.71	27,807,996.12
			0.28%	0.28%	Dismantling Works of existing roads	27,032,127	20,274,095	75.00%	0.21%			27,032,127.10	20,274,095.32	
			0.29%	0.29%	Dismantling Works of existing Sluices	27,714,226	20,785,669	75.00%	0.21685%			27,714,225.86	20,785,669.39	
Item No. 11	Construction of Khal Crossing Closures	No.	1.19%	1.19%		113,763,600	106,811,380	93.89%	1.11%	1.114%	93.89%	113,763,600.00	106,811,380.00	101,123,200.00
	Schedule of Day work		0.22%	0.22%		21,240,887	7,031,641	33.10%	0.07%	0.073%	33.10%	21,240,887.20	7,031,640.90	1,831,640.90
	Environmental Mitigation Works		0.67%	0.67%		64,364,491	64,364,491	100.00%	0.67%	0.671%	100.00%	64,364,491.00	64,364,491.00	49,975,478.92
	Emergency Works (Charge to Physical Contingencies)		2.09%	2.09%		200,000,000	44,639,081	22.32%	0.47%	0.466%	22.32%	200,000,000.00	44,639,080.77	44,639,080.77
	Physical and Price Contingencies					1,018,639,990	-	0.00%	0.00%	0.000%		1,018,639,989.83	0.00	799,494,277.76
	Temporary Savings											0.00		
	Estimated Adjustment in VAT (BDT)					223,094,648						223,094,647.79		210,637,676.05
	Estimated Adjustment in IT (BDT)					319,226,716						319,226,715.57		262,822,133.99
Total			100.00%								95.14%	11,146,433,548.27	9,119,831,915.14	9,937,802,891.47

Annex 2: Labour Influx Report

Initial information on labour influx risks, requirements and implication for work package W-01 under CEIP-1

1. PROJECT DATA		
1.1	Name of Project	Coastal Embankment Improvement Project - Phase I (P128276)
1.2	Contract Package	Package-1
1.3	Date of Commencement	January 2016
1.4	Date of Completion	June 2022
1.5	Location	Polder-32 and Polder-33 under Khulna district; & Polder-35/1; Polder-35/3 under Bagerhat District
1.6	Name and Contact Information (email/phone) of Contractor	CHWE, mainland China
1.7	Name and Contact Information (email/phone) of all sub-Contractors	Project Manager Mr. Sun Huaxin; No sub-contractors; about 56 Chinese and skilled workers influx; 01 Indian worker; local labour and foremen about 610 persons;
1.8	Type of Works (single site, linear, clustered and construction duration)	Civil engineering/hydraulic works: earthen embankment; water control sluices; river bank protection works; embankment slope protection works; closure dam; offices and site buildings; excavation of sediment internal channels (khals); social re-afforestation; single and localized sites, stand-alone site for construction of one structure or one stretch of embankment etc; These are the standard engineering interventions in a typical coastal polder in Bangladesh, since 'time immemorial'; no rocket science; a lot of manual labour work activities, for men and women both;

2. INITIAL SCREENING LABOR INFLUX REQUIREMENTS AND IMPLICATIONS		
2.1	Will the project potentially involve an influx of migrant workers? If yes, are there also foreign labourers mobilized on site?	Yes, there are Migrant workers' influx at Project area, relatively small numbers and scattered all over the many construction sites; foreign labourers yes, Chinese & Indian, around 56 persons including middle technicians and Master of Science level engineers; The mobilization of foreign worker started in November 2015 and onward.
2.2	Is the influx of non-local workforce significant for the local community?	Not significant because there are many stand-alone construction sites and the number of Chinese/foreign workers per stand-alone site is about 3 to 5 Chinese men; this is not disruptive for the social cohesion of the local site; local stand-alone construction sites are mostly far away from community centres (rural setting, remote sites; sluices are not located inside a community); In the camp site, there have a separate place for their living, dining. Also, police from local Thana/authority provide the security for the safety of Chinese workers. There have two or three local translators; if any problem arises, they will arrange communication with local people. Even now there is no complain from local people, mentioned that in camp site also have a register to note down to take proper action within appropriate time. At least certain percentage of local people would have been mobilized in civil work that would be beneficial for the local people.

2. INITIAL SCREENING LABOR INFLUX REQUIREMENTS AND IMPLICATIONS		
2.3	What are the opportunities for local laborers?	Of course, there were opportunities for local worker in civil work. Local residents are poor people with virtually no mobility or transport facilities and are employed in agriculture, aquaculture and civil construction works such as road, buildings etc. in 'urban' areas, mostly intermittent job contracts. There is some small business such as small shops, chicken and duck breeding/farm, aquaculture, and motorbike repair workshops etc which do not employ many people; e.g. Polder-35/1 is located 100 km away from the city of Khulna, hence not much influx from Khulna to Polder-35/1; due to few numbers of small rudimentary road tracks, there is hardly any economic traffic to the 4 Polders; one needs to cross many rivers with (small) ferries; labour market is non-existent for local laborers; Recently for polder-32, 206 local workers engaged for construction workers; P-33, 80 local workers; P-35/1, 207 local workers; P-35/3, 70 local workers. There are no women because, for heavy civil work women are not suitable. By negotiating we fixed the salary, so there is no unsatisfactory and no complain.
2.4	Frequency of outsider's visit	Chinese labourers are generally permanently stationed and working; they live together inside a fenced compound, with professional security guards; Non-local labours are regular, but they have the seasonal vacation during rainy season.
2.5	Environmental sensitivity of the project site	Refer to the four approved EIA Reports of the 4 Polders; in general, the close location of the border lines of the Sundarbans mangrove forest prompt the Chinese Contractor to take care/be alerted of the possible negative impacts on the water, noise, environment, biodiversity of the Sundarbans;
2.6	Community experience with similar projects?	Much community experience yes as all 139 coastal polders were built back in the 1970s and 1980s and had undergone many subsequent small and big interventions, emergency works, repair, and recovery after huge flood disaster events etc.; local labourers are fully familiar with similar types of civil engineering works; And also familiar with the similar movement of non-local labour because in coast region in different time different improvement work have done throughout the specific period.

3. SOCIO-ECONOMIC CONSIDERATIONS		
3.1	How similar are local and migrant labour backgrounds? (Cultural, religious, and demographic considerations)	The background particularly cultural, religious, and demographic point of view is dissimilar in many ways and similar in some ways. They have different language, ethnicity, belief system even political system but it does not create any problem to perform the job or pose any risk for the project. The migrant is few in number that does not make any imbalance in local social coherence. The main similarities imply that both groups come from same profession; There is no issue at all because the non-local workers are busy in daytime for work. Also, the work site is located in different place from their residence. No negative impact on job market because this project makes the more opportunity of job for local people. Group means not like two separate parts. Both local and non-local workers are working as a part of the project as like a teamwork.
3.2	Are there increased competitions for resources (e.g., accommodation, water, food, fuel) with the local community?	Absolutely not;
3.3	Given local community characteristics any specific adverse impacts anticipated?	No adverse impact is anticipated at the moment;

4. LOCAL COMMUNITY (Please provide Polder wise description of Facilities)				
4.1	Size of Local Population	Bangladesh is highly densely populated country, but the project area has lesser density. It is found from the RAP document that inside the Polder-32, 33, 35/1 and 35/3 the total population amounts to 38397, 62305, 99182 and 33075 respectively.		
4.2	Working age population and capacity (education, skills, experience)	The labour force (age between 15 and 59 year), the actual number of people available for work is 61%. The labour force includes both the employed and the unemployed. According to BBS, 30% of the people fall in the age group 1-15 year. The literacy rate in the project area roams around 58% whereas the national figure is 51.8%. The livelihood of 66.1% of people depends on agriculture activities;		
4.3	Working age population capacity	<i>Education</i>	<i>Skill</i>	<i>Experience</i>
		No information is available	No information	No information
4.4	Local capacity for infrastructure, services, utilities, health (please provide a short brief)	Inside the 4 Polders, both earthen and pucca roads are available and there are waterways also. There is academic institution, market, religious institution, local government offices, providing necessary public services to the local people. Motor bikes play important role to communicate in project areas. Auto rickshaw is main transportation vehicle; No there is no impact of these facility due to the inflow of chines people.		
4.5	Availability of accommodation, food, water (please provide a short brief)	Contractor provides adequate accommodation, water and food, protective sheds etc to their workers; Yes, these facilities are easily available for rent and consumption		
4.6	Are there any security considerations?	Not from the local governments; Contractor is now paying for the security force mainly in work site cum residential sites.		
4.7	Are there any marginalized, vulnerable, ethnic, indigenous- communities?	Some marginalized and vulnerable people are in the project side like other places of the country but there are no ethnic and indigenous groups.		

	5. MAINTENANCE OF OTHER LABOR RECORDS					
5.1	Is a copy of photo ID of each labourer kept with the Contractor/ Sub-contractor?	Yes. NID for local workers and visa copy for Chinese workers; no sub-contractors;				
5.2	Is contact information of labour's next-of-kin kept for each labourer?	Yes. Family members are mostly close-by. Chinese contractor recruits mainly from the locality;				
6. LABOR PROFILE (Please provide Polder wise information)						
This data is to be collected for each Polder where civil works has commenced, and cover the regular labour, temporary labour, labour hired through sub-contractors or labour contractors / groups.						
6.1	Number of laborers by sex	Male		Female		Total
		27		2		27
6.2	Number of laborers by skill	Skilled	Semi-skilled		Unskilled	Total
		11	12		4	27
6.3	Number of laborers by origin	Local (same or adjoining district)	Other districts		Other Country	Total
		10	6		11	27
6.4	Number of laborers by age	18-25		25-50	Above 50	Total
		15		07	5	27
6.5	Source of labour	Contractor	Sub-contractor	Independent	Other	Total
		27	0	0	0	27

7. FACILITIES (Please provide Polder wise description of Facilities)					
7.1	Details of labour camps	Number	Permanent/Temp.	Location	Distance from nearest village/habitation
		2	Permanent	Every CC block yard and every work site	Almost within 100m
		4	Temporary		
7.2	Type of housing in labour camp on leased land (Temporary shelters / kuchha /pukka)	Work sites have temporary shelter, but cc block yard has pukka house			
7.3	Is there any housing on public land like roadsides, open fields, and other spaces?	No. Only housing exist inside the constructional premises.			
7.4	Is there any housing in rented accommodation in residential areas? If so, who is it rented by?	Yes, for the Chinese and Bangladeshi senior staff. Contractor rents the buildings themselves			
7.5	How many laborers have families on/near worksite?	The migrant workers do not live with their family. Sometime their family member visit here for very short time. The local worker mostly lives with their family			
7.6	Likelihood of family members accompanying (visiting)	They hardly visit the project side. Labourers have family homes close by; daily transport is done by motorbikes or by vehicles of Contractor			
7.7	Is drinking water available on site and at the campsite?	Yes			
7.8	Are latrines and urinals provided on site and at the campsite?	Yes			
7.9	Are First Aid facilities provided on site?	Yes			
7.10	Does a doctor visit the worksite / campsite regularly?	Yes			
7.11	Is there a tie-up with a hospital or dispensary near the worksite / campsite	Yes			
7.12	Is there a facility for cooking / canteen facility for all labour?	Yes			
7.13	Are leisure activities / facilities available for all labour	Yes			
7.14	Is transport to and from the worksite provided to labour?	Yes, for migrant labourer but no provision for unskilled local labourer.			
8. SUPERVISION BY LABOR OFFICIALS					
8.1	Has the worksite / campsite been inspected by a labour official?	In 20-22 November 2017 and 04-06 February 2018 WB team visited the work area of CEIP-1,			
8.2	How many times has the worksite / campsite been inspected by a labour official since commencement of work?	Six times since commencement from WB. From the part of PMU and BEDB, visited the woks site frequently, as per the need basis.			
8.3	What documents were inspected by labour officials?	Accident /injury register, salary sheet/record			
8.4	What documents were maintained, and which ones were not?	Safety training record, accident register, safety guideline document, compliance register, GRM system notice. Nothing missing, if anything required, please give us the valuables suggestion. We will ensure it in work site.			

8.5	What directions were given by labour officials?	About personal health and safety
8.6	What is the mode of compliance with such directions?	Action taken in field level as soon as possible
8.7	Are you facing any legal proceedings on labour issues in Labour Court/ Other?	None;

9. ACCIDENTS, EMERGENCIES, AND INCIDENTS (Please provide Polder wise description of Facilities)		
9.1	What is the nature of accidents / emergencies usually occurring at a worksite like yours?	No accident so far has been taken place
9.2	Is a functioning First Aid available at the campsite / worksite?	Yes
9.3	Is functioning fire-fighting equipment available at the campsite / worksite?	Yes
9.4	Which is the nearest doctor / clinic / dispensary?	Within some kilometres, alert by mobile phone of which the number is known to all Chinese people (Chinese medical doctor available); doctor covers the four Polders
9.5	Which is the nearest hospital?	The nearest hospital is situated at Upazila head quarter. But there some clinic or satellite clinic inside the polder. If any worker required critical services, then he/she refer to Khulna or Dhaka. The contractor has own car for every camp site and CC block manufacturing site to transport he/she to Khulna or Dhaka.
9.6	Which is the nearest Police Station?	In any Polder, there is Police office close-by, within 10 km range. On the other hand, a team of 2-3 nos. police available in work camp site and cc block manufacturing site cum residential site. If required, they will help us. But even no situations arise to do this.
9.7	Are details of nearest doctor / clinic / dispensary / hospital / Police station available and prominently displayed at worksite / campsite?	Yes
9.8	What is the system of informing next of kin?	For the migrant worker, there is focal person to deal with the issue. The contact numbers of all workers are well documented. For the local worker, the system is same. Bengali senior staff employed by the Chinese contractor.
9.9	What is your familiarity with accident reporting procedures?	Chinese Contractor holds regular drills on procedures and protocols to enact in case of accidents
9.10	What is your familiarity with police reporting procedures?	We are well familiar to local police reporting system, and we have their contact number and relation. So far, no such incident whereby Police is to be called upon. It is worthy to mention that Contractor site camps are secured by police protection permanently.
9.11	Is there any mechanism to address the workplace Sexual Harassment of Women at the project sites?	Yes (sanctions are known to Chinese workers and their bosses). Mechanism is there. We have gender policy. There is complaint system to mitigate sexual harassment. Finally, legal step can be applied where necessary;

Initial information on labour influx risks, requirements and implication for work package W-02 under CEIP-1

10. PROJECT DATA		
1.1	Name of Project	Coastal Embankment Improvement Project - Phase I (CEIP-1)
1.2	Contract Package	Package-2
1.3	Date of Commencement	12 th July, 2017
1.4	Date of Completion	30 th June, 2023
1.5	Location	Polder-39/2C, Polder-40/2, Polder-41/1, Polder-43/2C, Polder-47/2 & Polder-48
1.6	Name and Contact Information (email/phone) of Contractor	Chongqing International Construction Corporation cicobangladesh@gmail.com/+8801827-935882
1.7	Name and Contact Information (email/phone) of all sub-Contractors	None
1.8	Type of Works (single site, linear, clustered and construction duration)	<ol style="list-style-type: none"> 1. Upgrading via new construction and re-sectioning of embankments with a length of about 209 km; 2. Excavation and re-excavation of drainage channels in the Polders with a total length of about 188 km; 3. Construction of 50 drainage sluices; 4. Repairing of 6 drainage sluices; 5. Construction of 73 flushing sluices; 6. Repairing of 8 flushing sluices; 7. Construction of embankment slope protection works with a total length of some 9.5km; 8. Construction of river bank protection works with a total length of 5.40 km; 9. Construction of 8 Khal Closing Closures with varying widths between 35m to 60m; 10. Dismantling of 36 drainage sluices, 70 flushing sluices and road pavement for about 50 km; 11. Construction of RCC Flood wall with a length of about 17km; 12. Construction of Road Pavement with a length of about 51km. <p>Construction duration: 59 months</p>

11. INITIAL SCREENING LABOR INFLUX REQUIREMENTS AND IMPLICATIONS		
2.1	Will the project potentially involve an influx of migrant workers? If yes, are there also foreign laborers mobilized on site?	Yes, scattering all over the construction sites. There are no foreign labours mobilized onsite.
2.2	Is the influx of non-local workforce significant for the local community?	Yes, these benefits are typically related to economic opportunities through employment and/or training by the project, or through selling goods and services. Other benefits include the provision of local infrastructure (e.g., access roads, power, or water connection) which is developed for the project, and which serves the community beyond the project duration.
2.3	What are the opportunities for local laborers?	It will bring more employment opportunities to the local labours. It will improve the education status because of workers' training.
2.4	Frequency of outsider's visit	Normal
2.5	Environmental sensitivity of the project site	Fuel supply for cooking and heating, fuel storage area, by-pass road construction, sanitation, water supply and construction work.
2.6	Community experience with similar projects?	Embankment construction, Bridge construction and road pavement construction

12. SOCIO-ECONOMIC CONSIDERATIONS		
3.1	How similar are local and migrant labour backgrounds? (Cultural, religious, and demographic considerations)	The labour no matter where they from are Bangladesh citizen. They almost have the same cultural and religious background. The demographics are shifted just from one region to another and there is no change on total demographics of Bangladesh.
3.2	Are there increased competitions for resources (e.g., accommodation, water, food, fuel) with the local community?	More water, electricity, medical services, transport, education, and social services will be required with the execution of works.
3.3	Given local community characteristics any specific adverse impacts anticipated?	It will bring more influx of additional population and Increased pressure on accommodations and rents, Increase in traffic and related accidents

13. LOCAL COMMUNITY (Please provide Polder wise description of Facilities)				
4.1	Size of Local Population	Polder-39/2C: 84853, Polder-40/2: 41317, Polder 41/1: 41051, Polder-43/2C: 14851, Polder-47/2: 5411, Polder-48: 26260.		
4.2	Working age population and capacity (education, skills, experience)	No information		
4.3	Working age population capacity	<i>Education</i>	<i>Skill</i>	<i>Experience</i>
		No information	No information	No information
4.4	Local capacity for infrastructure, services, utilities, health (please provide a short brief)	The health centre and hospital are available in local place.		
4.5	Availability of accommodation, food, water (please provide a short brief)	Accommodation, water, and food is available to the local community.		
4.6	Are there any security considerations?	Yes		
4.7	Are there any marginalized, vulnerable, ethnic, indigenous-communities?	No		
	14. MAINTENANCE OF OTHER LABOR RECORDS			
5.1	Is a copy of photo ID of each labourer kept with the Contractor/ Sub-contractor?	Yes		
5.2	Is contact information of labour's next-of-kin kept for each labourer?	No		

15. LABOR PROFILE (Please provide Polder wise information)				
<i>This data is to be collected for each Polder where civil works has commenced, and cover the regular labour, temporary labour, labour hired through sub-contractors or labour contractors / groups.</i>				
6.1	Number of laborers by sex	<i>Male</i>	<i>Female</i>	<i>Total</i>
		414	0	414
6.2	Number of laborers by skill	<i>Skilled</i>	<i>Semi-skilled</i>	<i>Unskilled</i>
		100	94	220
6.3	Number of laborers by origin	<i>Local (same or adjoining district)</i>	<i>Other districts</i>	<i>Other Country</i>
		336	78	0
6.4	Number of laborers by age	<i>18-25</i>	<i>25-50</i>	<i>Above 50</i>
				<i>Total</i>

		412		221	0	414
6.5	Source of labour	<i>Contractor</i>	<i>Subcontractor</i>	<i>Independent</i>	<i>Other</i>	<i>Total</i>
		414			0	414

16. FACILITIES (Please provide Polder wise description of Facilities)					
7.1	Details of labour camps	Number	Permanent/Temp.	Location	Distance from nearest village/habitation
		6	<i>Temporary</i>	Near the project site	Within 1 km
7.2	Type of housing in labour camp on leased land (Temporary shelters / kuchha /pukka)	Temporary shelter			
7.3	Is there any housing on public land like roadsides, open fields, and other spaces?	Yes, there are housings on open field.			
7.4	Is there any housing in rented accommodation in residential areas? If so, who is it rented by?	Yes, it is rented by the Chinese Contractor as temporary shelter.			
7.5	How many laborers have families on/near worksite?	No information			
7.6	Likelihood of family members accompanying (visiting)	Not allowed			
7.7	Is drinking water available on site and at the campsite?	Yes			
7.8	Are latrines and urinals provided on site and at the campsite?	Yes			
7.9	Are First Aid facilities provided on site?	Yes			
7.10	Does a doctor visit the worksite / campsite regularly?	No, sometimes.			
7.11	Is there a tie-up with a hospital or dispensary near the worksite / campsite	Yes			
7.12	Is there a facility for cooking / canteen facility for all labour?	No			
7.13	Are leisure activities / facilities available for all labour	Yes			
7.14	Is transport to and from the worksite provided to labour?	Yes			

17. SUPERVISION BY LABOR OFFICIALS		
8.1	Has the worksite / campsite been inspected by a labour official?	No
8.2	How many times has the worksite / campsite been inspected by a labour official since commencement of work?	None
8.3	What documents were inspected by labour officials?	None
8.4	What documents were maintained, and which ones were not?	None
8.5	What directions were given by labour officials?	None
8.6	What is the mode of compliance with such directions?	None
8.7	Are you facing any legal proceedings on labour issues in Labour Court/ Other?	No

18. ACCIDENTS, EMERGENCIES AND INCIDENTS (Please provide Polder wise description of Facilities)		
9.1	What is the nature of accidents / emergencies usually occurring at a worksite like yours?	Drowning, Injury from machine
9.2	Is a functioning First Aid available at the campsite / worksite?	Yes
9.3	Is functioning fire-fighting equipment available at the campsite / worksite?	Yes
9.4	Which is the nearest doctor / clinic / dispensary?	Polder-39/2C: Digital X-ray Clinic, 5 minutes by car away from the campsite, 01717-997-914, Kamrunnasar Polder-41/1: DR.Abudus salam M.B.B.S Ex-medical officer of Barguna general hospital, clinic-sharif x-ray clinic, Dispensary mouir medical hall. Polder-47/2: 1 km from our working site to the nearest dispensary Polder-48: 100 m from our temporary camps to the nearest dispensary but the doctor and clinic are 1 km away.
9.5	Which is the nearest hospital?	Polder-39/2C: Upazila Health Complex, 5 minutes by car away from the campsite, 01735-950-462, Fakrel Islam. Polder-41/1: Barguna sader hospital Polder-47/2: 10 km from our working site to the nearest hospital. Polder-48: the nearest hospital is 3 km towards the seaside.
9.6	Which is the nearest Police Station?	Polder-39/2C: Bhandaria Police station, 5 minutes by car away from the campsite, 01713-374-337, Kamruzzaman. Polder-41/1: Barguna sader police station. Polder-47/2: 8 km from our working site to the nearest police station. Polder-48: the nearest police station is 3 km approximately around the third bridge.
9.7	Are details of nearest doctor / clinic / dispensary / hospital / Police station available and prominently displayed at worksite / campsite?	Polder-39/2C: Yes, such information shall be printed on paper and displayed at the site office. Polder-41/1: DR. Abudus salam M.B.B.S Ex-medical officer of Barguna general hospital, clinic-sharif x-ray clinic, Dispensary mouir medical hall, Barguna sader hospital, Barguna sader police station, above mentioned details information is true, and they are able to respond within short period and mentioned location is very nearest to our worksite. Polder-47/2: Yes. Such, information shall be printed on paper and displayed at the site office. Polder-48: Yes, such information shall be printed on paper and displayed at the site office.
9.8	What is the system of informing next of kin?	A phone number chat including all the Chinese people has been distributed to all working site/ campsite, anything happening at site will be reported immediately to the person who is in charge of corresponding issue.
9.9	What is your familiarity with accident reporting procedures?	For any accident happened at site, the foreman shall report to the site office and site manager immediately, and site office shall write on the accident logbook for records. Then site office shall report to the corresponded local government office.
9.10	What is your familiarity with police reporting procedures?	So far, no such incident whereby Police is to be called upon. The Contractor camps are secured by police.
9.11	Is there any mechanism to address the work place Sexual Harassment of Women at the project sites?	No, because all male workers at the project working at sites and the working place for female staff are limited in the camp and office.

Annex 3: Key Performance Indicators and Targets per PAD/RDPP

Project Development Objective Indicators						
To increase the area protected in selected polders from tidal flooding and frequent storm surges						
Indicator Name	Unit of Measure		Baseline	Actual (Previous)	Actual (Current)	Target
Gross area protected	ha	Value	0.00	63,037	63,452	66,012.00
	Sub Type	Date	22-Apr-2013	31 October -2023	30 November-2023	25 Dec-2023
		Comments		Area protected is in proportion to the share of embankment with earthwork completed.	Area protected is in proportion to the share of embankment with earthwork completed.	The end date was revised during the restructuring
Indicator Name	Unit of Measure		Baseline	Actual (Previous)	Actual (Current)	End Target
Direct project beneficiaries from increased resilience to climate change (number)	person	Value	0.00	682,732	688,145	724,202.00
	Sub Type	Date	22-Apr-2013	31 October -2023	30 November-2023	25 Dec-2023
		Comments		Beneficiaries are in proportion to the share of embankment with earthwork completed	Beneficiaries are in proportion to the share of embankment with earthwork completed	The end date was revised during the restructuring
Indicator Name	Unit of Measure		Baseline	Actual (Previous)	Actual (Current)	End Target
Female beneficiaries	Percentage	Value	0.00	50.00	50.00	50.00
Indicator Name	Unit of Measure		Baseline	Actual (Previous)	Actual (Current)	End Target
Contingent Emergency Appropriation	Text	Value	NA	N/A	N/A	Triggered if requested
	Sub Type	Date	22-Apr-2013	22-Apr-2013	January 31, 2022	30 Sep-2023
		Comments				The end date was revised during the restructuring
To improve agricultural production by reducing saline water intrusion in selected polders						
Indicator Name	Unit of Measure		Baseline	Actual (Previous)	Actual (Current)	End Target
Increase cropping intensity	Percentage	Value	140.00	178.20	178.20	180.00
	Sub Type	Date	22-Apr-2013	31 Mar-2023	31 Mar-2023	25 Dec-2023
				Pkg 01-148.7% Pkg 02-198.9%	Pkg 01-148.7% Pkg 02-198.9%	The end date was revised during the restructuring

To improve the Government of Bangladesh's capacity to respond to an emergency						
Indicator Name	Unit of Measure		Baseline	Actual (Previous)	Actual (Current)	End Target
Contingent Emergency Appropriation	Text	Value	NA	N/A	N/A	Triggered if requested
	Sub Type	Date	22-Apr-2013	31 May-2022	31 May-2022	25 Dec-2023
		Comments			Not Triggered Yet	The end date was revised during the restructuring
Intermediate Results Indicators						
Rehabilitation and Improvement of Polders						
Indicator Name	Unit of Measure		Baseline	Actual (Previous)	Actual (Current)	End Target
Length of Upgraded Embankment	km	Value	0.00	388.094	390.494	408.00
	Sub Type	Date	22-Apr-2013	31 October -2023	30 November-2023	25 Dec-2023
		Comments		W-01: 200.742 Km (out of 200.742 Km) W-02: 187.352 Km (out of 208.101 Km)	W-01: 200.742 Km (out of 200.742 Km) W-02: 189.752 Km (out of 208.101 Km)	The end date was revised during the restructuring
Indicator Name	Unit of Measure		Baseline	Actual (Previous)	Actual (Current)	End Target
Drainage Structures replaced	Number	Value	0.00	85	87	88
	Sub Type	Date	22-Apr-2013	31 October -2023	30 November-2023	25 Dec-2023
		Comments		W-01: 38 number (out of 38) W-02: 47 number (out of 52)	W-01: 38 number (out of 38) W-02: 49 number (out of 52)	The end date was revised during the restructuring
Indicator Name	Unit of Measure		Baseline	Actual (Previous)	Actual (Current)	End Target
Drainage Structures Repaired	Number	Value	0.00	3	3	5
	Sub Type	Date	22-Apr-2013	31 October -2023	30 November-2023	25 Dec-2023
		Comments		W-01: 2 number (out of 2) W-02: 1 number (out of 3)	W-01: 2 number (out of 2) W-02: 1 number (out of 3)	The end date was revised during the restructuring
Indicator Name	Unit of Measure		Baseline	Actual (Previous)	Actual (Current)	End Target
Flushing Inlets Replaced	Number	Value	0.00	74	74	80
	Sub Type	Date	22-Apr-2013	31 October -2023	30 November-2023	25 Dec-2023
		Comments		W-01: 29 number (out of 29) W-02: 45 number (out of 51)	W-01: 29 number (out of 29) W-02: 45 number (out of 51)	The end date was revised during the restructuring

Indicator Name	Unit of Measure		Baseline	Actual (Previous)	Actual (Current)	End Target
Flushing inlets Repaired	Number	Value	0.00	20	31	44
	Sub Type	Date	22-Apr-2013	31 October -2023	30 November-2023	25 Dec-2023
		Comments		W-01: 14 number (out of 14) W-02: 6 number (out of 32)	W-01: 14 number (out of 14) W-02: 17 number (out of 32)	The end date was revised during the restructuring
Indicator Name	Unit of Measure		Baseline	Actual (Previous)	Actual (Current)	End Target
Length of Drainage Channels Upgraded	km	Value	0.00	291.394	298.444	305.00
	Sub Type	Date	22-Apr-2013	31 October -2023	30 November-2023	25 Dec-2023
		Comments		W-01: 150.299 Km (out of 150.299 Km) W-02: 141.095 Km (out of 154.877 Km)	W-01: 150.299 Km (out of 150.299 Km) W-02: 148.145 Km (out of 154.877 Km)	The end date was revised during the restructuring
Indicator Name	Unit of Measure		Baseline	Actual (Previous)	Actual (Current)	End Target
Length of Riverbank Protection	km	Value	0.00	9.704	9.704	9.37
	Sub Type	Date	22-Apr-2013	31 October -2023	30 November-2023	25 Dec-2023
		Comments		W-01: 4.270 Km (out of 4.25 Km) W-02: 5.434 Km (out of 5.691 Km)	W-01: 4.270 Km (out of 4.25 Km) W-02: 5.434 Km (out of 5.691 Km)	The end date was revised during the restructuring
Indicator Name	Unit of Measure		Baseline	Actual (Previous)	Actual (Current)	End Target
Length of Slope Protection	km	Value	0.00	28.756	28.756	28.00
	Sub Type	Date	22-Apr-2013	31 October -2023	30 November-2023	25 Dec-2023
		Comments		W-01: 19.728Km (out of 19.766 Km) W-02: 9.028 Km (out of 9.476 Km)	W-01: 19.728Km (out of 19.766 Km) W-02: 9.028 Km (out of 9.476 Km)	The end date was revised during the restructuring
Implementation of Social and Environmental Management Frameworks and Plans						
Indicator Name	Unit of Measure		Baseline	Actual (Previous)	Actual (Current)	End Target
Area Afforested	Ha	Value	0.00	610.08	610.08	700.00
	Sub Type	Date	22-Apr-2013	30 Sep-2022	30 Sep-2022	25 Dec-2023
						The end date was revised during the restructuring.

Indicator Name	Unit of Measure		Baseline	Actual (Previous)	Actual (Current)	End Target
Water Management Association (WMA)	Number	Value	0.00	10.00	10.00	10.00
	Sub Type	Date	22-Apr-2013	30 June-2023	30 June-2023	25 Dec-2023
		Comments		WMA Registration: 141 (out of 143)	WMA Registration: 141 (out of 143)	The end date was revised during the restructuring
				WMA Registration: Committee Formed 8 (out of 10) and applied for registration-6	WMA Registration: Committee Formed 9 (out of 10) and applied for registration-7	
Construction Supervision, Project Monitoring and Evaluation, and Coastal Zone Monitoring						
Indicator Name	Unit of Measure		Baseline	Actual (Previous)	Actual (Current)	End Target
Improved coastal monitoring (Text)	Text	Value	Limited Data	In Progress	In Progress	1. Modelling of the long-term physical processes and other relevant phenomena (subsidence, climate change, river morphology etc.) (scale: macro, meso and micro). 2. An investment plan describing a phased polder improvement roadmap for Bangladesh Coast.
	Sub Type	Date	22-Apr-2013	31 October -2023	30 November-2023	25 Dec-2023
		Comments		1. Some of the interim Reports of Macro and Mesoscale Modelling have been received and currently those are being Other Modelling works are in progress 2. The investment plan is in progress, these are also linked to the completion of the modelling works, which are underway	1. Some of the interim Reports of Macro and Mesoscale Modelling have been received and currently those are being Other Modelling works are in progress 2. The investment plan is in progress, these are also linked to the completion of the modelling works, which are underway	Reflecting the scope of works of the analytics (long-term monitoring, research, and analysis of the coastal zone). The end date was revised during the restructuring

Project Management, Technical Assistance, Training and Strategic Studies						
Indicator Name	Unit of Measure		Baseline	Actual (Previous)	Actual (Current)	End Target
BWDB Person Days of training provided	Number	Value	0.00	679	679	1,200.00
	Sub Type	Date	22-Apr-2013	31 October -2023	30 November-2023	25 Dec-2023
		Comments				The end date was revised during the restructuring
Indicator Name	Unit of Measure		Baseline	Actual (Previous)	Actual (Current)	End Target
Grievance Redress Committee (GRC)	Number	Value	0.00	36.00	36.00	36.00
	Sub Type	Date	22-Apr-2013	31 October -2023	30 November-2023	25 Dec-2023
		Comments		All Committees are formed and functional	All Committees are formed and functional	The end date was revised during the restructuring
Indicator Name	Unit of Measure		Baseline	Actual (Previous)	Actual (Current)	End Target
Detailed design of future 7 Polders (including EIA, RAP/LAP)	Number	Value	0.00	7.00	7.00	7.00
	Sub Type	Date	22-Apr-2013	31 October -2023	30 November-2023	25 Dec-2023
		Comments		All Design completed by consultant. <ul style="list-style-type: none"> Embankment: Approved (all, 210.030 km) Drainage Channel – Design done, approval (7) DS: Design done (53), approval (52) FS: Design done (19), approval (19) RBP: Design done (0.800 km), approval (0.800) SPW: Design done (4.78), approval (4.78). EIAs for 6 polders being revised in line with the IPOE-vetted EIA for Polder 14/1	All Design completed by consultant. <ul style="list-style-type: none"> Embankment: Design done (210.030), approved (210.030 km) Drainage Channel: Design done (7), approved (7) DS: Design done (53), approved (53) FS: Design done (19), approved (19) RBP: Design done (0.800 km), approved (0.800) SPW: Design done (4.78), approved (4.78) EIAs for 7 Polders of Package-3 have been cleared (approved) by the World Bank after accommodation of all responses of WB comments on them. 	The end date was revised during the restructuring. Get update from CE Design Circle regarding package 3 design approval.