



Coastal Embankment Improvement Project, Phase-1 (CEIP-1)



**Consultancy Services for Detailed Design, Construction
Supervision and Project Management Support**

**Progress Report No. 70
Month of February, 2021**

Table of Contents

Table of Contents	i
List of Tables	iv
List of Figures.....	vi
Abbreviations and Acronyms.....	1
1. Executive Summary.....	4
1.1 General	4
1.2 Implementation of Works under Package W/01 and Package W/02.....	4
1.2.1 Package W/01 implementation	4
1.2.2 Package W/02 implementation	5
1.3 Other tasks of Consultants	7
1.4 Key challenges and risks and recommendations	7
1.4.1 Key challenges and risks	7
1.4.2 Recommendations	8
1.5 Contractual Tasks of DDCS & PMS Consultants	8
2. Summary of Key Achievements during the reporting month	9
2.1 Package-1.....	9
2.2 Package-2.....	11
2.3 Package-3.....	12
2.4 DDCS & PMS Consultancy Services	13
3. Project Progress.....	14
3.1 Task A: Review and updated the designs bidding documents and related environmental and social plans (EIAs, EMPs and RAPs) already prepared, ...	14
3.1.1 Review and update of Design of Package-1	14
3.1.2 RAP Implementation Package-1	14
3.1.3 Grievance Redress Mechanism (GRM)	15
3.1.4 Status of Land Acquisition of Package-1	16
3.1.5 Land Acquisition for Package-2.....	17
3.1.6 Implementation of RAP for Package-2.....	18
3.1.7 Implementation Activities.....	18
3.1.8 Payment of Compensation / Resettlement Benefits for Package-2	18
3.1.9 Payment of Compensation under Law (CUL), Package-2	18
3.1.10 Relocation Status of Package-2	19
3.1.11 Grievance Redress Mechanism (GRM)	19
3.1.12 Preparation of EIA of Package-1	19

3.2 Task B: Prepare Design, Bid Documents, EIAs, RAP, etc. for Package-2 Polders	19
3.2.1 Data processing and reviewing the shop drawings.....	19
3.2.2 Design status of Package-2.....	20
3.2.3 Preparation of EIA of Package-2	20
3.2.4 Preparation of Monthly Progress Report (MPR) of Environmental issues for the month of February, 2021	20
3.2.5 Preparation for Finalization of EIA Report of Package-3	20
3.2.6 Finalization of Translation of Contractors' COVID-19 Management under EPP	20
3.2.7 Submission of 5 th Environmental Annual Audit Report	20
3.2.8 Conduct of Field Visit in Package-1.....	20
3.2.9 Conduct of Monthly EHS Committee Meeting	21
3.2.9.1 Meeting in 3 rd Party M & E Consultant's Office.....	21
3.2.9.2 Submission of Environmental Tests Reports	21
3.2.9.3 Meeting with World Bank ISR Mission	21
3.2.9.4 Renewal of Environmental Clearance for CEIP-1.....	22
3.2.10 Environment-related information, Package-1.....	22
3.2.11 Information of working areas, no. of workers involved (both local and expatriate) and steps taken by the Contractor, Package-1 on COVID-19 pandemic.....	22
3.2.12 Novel coronavirus response, Package-1	23
3.2.13 Noise measurement of Package-1	23
3.2.14 Information of working areas, no. of workers involved (both local and expatriate) and steps taken by the Contractor, Package-2 on COVID-19 pandemic.....	24
3.2.15 Noise Measurement, Package-2.....	26
3.2.16 Information on Grievance Collection Box (GCB)	29
3.2.17 Recording of Workers' History	29
3.2.18 Conservation of threatened species of Fish	29
3.2.19 EAP/C-ESMP Monitoring	29
3.2.20 Key EHS compliance Issues (Package-1)	29
3.2.21 Key EHS compliance (Package-2).....	30
3.2.22 Progress of Mechanical Works	32
3.3 Task B: Prepare Design, Bid Documents, EIAs, RAP, etc. for Package-3 Polders	33
3.3.1 Design.....	33
3.3.2 Bidding Document of Package-3	33
3.3.3 Preparation of EIA of Package-3	33
3.3.4 RAP Preparation of Package-3	33
3.3.5 LAP Preparation for Package-3	34

3.4 Task C: Supervise Construction & Administer Contract of Package-1	34
3.4.1 Introduction.....	34
3.4.2 Physical Progress (Mile Stone Matrix)	35
3.4.3 Staffing	49
3.4.4 Equipment Mobilization	49
3.4.5 Finances of Contractor Package-1	49
3.4.6 Emergency Works in Package-CEIP-1/W-01	51
3.5 Task C: Supervise Construction & Administer Contract of Package-2	63
3.5.1 Introduction.....	63
3.5.2 Physical Progress (Mile Stone Matrix)	64
3.5.3 Deployment List of Contractor Personnel	75
3.5.4 Equipment mobilization.....	75
3.5.5 Plans for execution of works please replace the above figure by a new good one either by D/S or F/S	77
3.5.6 Construction of Regional Office Building at Patuakhali, Kalapara and Pathorghata,78	
3.5.7 Emergency works in different Polders	79
3.5.8 Finance (Invoices) Contractor Package-2.....	82
3.5.9 Contract Modifications	82
3.5.10 Tentative Forecast of Payment of Package-W-2:	85
3.6 Task D: Project Management Support Services	85
3.6.1 Financial Projection	85
3.6.2 Modification of Consultancy Contract	85
3.7 Consultant Inputs.....	85
3.7.1 Staffing and staff changes approved or in process during the month.....	85
3.7.2 Monthly Tentative Forecast of Payment for DDCCS & PMS Consultants:.....	87
3.7.3 Finance (Invoices) RHDHV/DDCCS & PMS Consultants	88
Annex 1: Updated Physical Site Works: Package-1& 2	90
Annex 3: Labour Influx Report.....	92
Annex 3: Key Performance Indicators and Targets per PAD/DPP	102

List of Tables

Table 3-1: Updated numbers of Non-titled entities up to February, 2021	14
Table 3-2: Polder- wise payment of CUL made by DCs Khulna & Bagerhat till February, 2021 ...	14
Table 3-3: Updated Relocation Status as of February, 2021	15
Table 3-4: The status of complaints/cases received and resolved by GRC	15
Table 3-5: Status of land acquisition for four Polders under Package-1.....	16
Table 3-6: Status of land acquisition for Package-2	17
Table 3-7: Payment of Resettlement Benefit to squatter in Package-2	18
Table 3-8: Polder- wise payment made by DCs (Pirojpur, Patuakhali & Barguna)	18
Table 3-9: Status of relocation in Package-2	19
Table 3-10: The status of complaints/cases received and resolved by GRC	19
Table 3-11: Information for the month of February, 2021	22
Table 3-12: Information on locations of various work sites, involved number of workers and safety issues followed in Package-1 areas	22
Table 3-13: Environment related Information for the month of February, 2021	24
Table 3-14: Work site information of Package 2, CEIP-1 during the period from 1.2.2021 to 28.2.2021	24
Table 3-15: Noise Records of Polder 39/2C.....	26
Table 3-16: Noise level of Polder 40/2	26
Table 3-17: Noise level of Polder 41/1	27
Table 3-18: Noise level of Polder 43/2C	27
Table 3-19: Noise level of Polder 47/2	28
Table 3-20: Noise level of Polder 48	28
Table 3-21: Measures taken on EHS Risk Management and EAP for Package-1	29
Table 3-22: Measures taken on EHS Risk Management and C-ESMP for Package-2.....	31
Table 3-23: Status of Design for Package-3.....	33
Table 3-24: Physical Works Status of Package-1 as on February, 2021	35
Table 3-25: Polder wise Physical Works status of Package-1 as on February, 2021	36
Table 3-26: Detailed information of Construction Status of Embankment of Package-1	37
Table 3-27: Detailed information of Construction Status of Drainage Channel of Package-1	39
Table 3-28: Detailed information of Construction Status of Drainage Sluices of Package-1	40
Table 3-29: Detailed Information of Construction Status of Flushing Sluices of Package-1	41
Table 3-30: Detailed Information of Repair of Drainage & Flushing Sluices of Package-1	42
Table 3-31: Detailed Information of Slope Protection Works of Package-1	43
Table 3-32: Detailed Information of Bank Protection Works of Package-1	44
Table 3-33: Detailed Information of Construction of Closure Dam of Package-1	44
Table 3-34: CC Blocks Production as on February, 2021	47
Table 3-35: Information regarding Repair of Flushing Sluices and Drainage Sluices	48
Table 3-36: List of Flushing Sluices Dropped from the repairing Program.....	48
Table 3-37: List of Polder-wise Manpower Deployed to the Site of Package-1	49
Table 3-38: List of Equipment.....	49
Table 3-39: Tentative forecast of Payment for FY 2020-21 of Package-1	49
Table 3-40: Summary of Emergency works under the head of "Environmental Mitigation Works"	51
Table 3-41: Summary of Emergency works under the head of "Physical & Price Contingency" ...	51
Table 3-42: Details of Emergency Works under the head of "Environmental Mitigation Works" ..	52
Table 3-43: Detailed of Emergency Works under the head of "Physical & Price Contingencies" ...	55
Table 3-44: Physical Works Status of Package-02 as on February, 2021.....	64
Table 3-45: Polder wise Physical Works status of Package-2 as on 28th February, 2021.....	65
Table 3-46: Chainage wise detailed Information of Construction of Embankment for Package-2. ..	66
Table 3-47: Channel Wise detailed Information for Construction of Drainage Channel for Package-2	68

Table 3-48: Detailed Information of Construction Status of Drainage Sluice for Package-2.....	69
Table 3-49: Detailed Information of Construction Status of Flushing Sluice for Package-2.....	70
Table 3-50: Detailed Information of Repair of Drainage & Flushing Sluice for Package-2.....	71
Table 3-51: Detailed Information for Slope Protection Work for Package-2	71
Table 3-52: Detailed Information Bank Protection Work for Package-2.....	72
Table 3-53: Detailed Information Construction of Closure Dam for Package-2	72
Table 3-54: CC Blocks Production as on February, 2021	75
Table 3-55: Contractor Staffs available in Package-2	75
Table 3-56: Mobilisation List of Equipment for Package-2	75
Table 3-57: Summary of Emergency works under the head of "Environmental Mitigation Works" ..	79
Table 3-58: Summary of Emergency works under the head of "Physical & Price Contingency" ...	79
Table 3-59: Detailed of Emergency Works under the head of "Provisional Sum".....	80
Table 3-60: Detailed of Emergency Works under the head of "Physical & Price Contingency"	81
Table 3-61: Tentative forecast of Payment for FY 2020-21 of Package-2	85
Table 3-62: Overview of Staffing (including Proposed Replacements)	85
Table 3-63: Tentative forecast of payment for DDCS & PMS Consultants for FY 2020-2021	87
Table 3-64: Overview of Consultants Invoices since Project Inception.....	88

List of Figures

Figure 1-1: Polder Wise Progress of Package-1.....	5
Figure 1-2: Polder wise Progress of Package-2.....	6
Figure 3-1: Item Wise Progress of Package-1.....	34
Figure 3-2: Construction/Re-sectioning of Embankment of Package-1.....	45
Figure 3-3: Drainage Channel of Package-1.....	45
Figure 3-4: Construction of Drainage Sluices of Package-1.....	45
Figure 3-5: Construction of Flushing Sluice of Package-1.....	46
Figure 3-6: Construction of Slope Protection of Package-1.....	46
Figure 3-7: Construction of Bank Protection works of Package-1.....	46
Figure 3-8: CC Blocks Production of Package-1.....	47
Figure 3-9: Completed DS of Polder-32.....	47
Figure 3-10: Completed Slope Protection Works in Polder-32.....	47
Figure 3-11: Nalian Closure Dam of Polder-32 (completed).....	47
Figure 3-12: Nalian Closure Dam of Polder-32 (completed).....	47
Figure 3-13: Nalian Closure Dam of Polder-32.....	48
Figure 3-14: Completed DS-10 of Polder-33.....	48
Figure 3-15: DS-9 of Polder-33.....	48
Figure 3-16: DS-6 of Polder-35/3 (Completed).....	48
Figure 3-17: Revised S-Curve of Package-1.....	50
Figure 3-18: Item Wise Progress of Package-2.....	63
Figure 3-19: Construction/Re-sectioning of Embankment of Package-2.....	72
Figure 3-20: Construction of Drainage Channel of Package-2.....	73
Figure 3-21: Construction of Drainage Sluice of Package-2.....	73
Figure 3-22: Construction of Flushing Sluice of Package-2.....	73
Figure 3-23: Construction of Slope Protection of Package-2.....	74
Figure 3-24: Construction of River Bank Protection of Package-2.....	74
Figure 3-25: CC Blocks Production of Package-2.....	74
Figure 3-26: Bank Protection with Pitching Works (Polder 39/2C).....	76
Figure 3-27: Ongoing Slope Protection Works (Polder 40/2), Barguna.....	76
Figure 3-28: Ongoing DS-3 In Polder-43/2C.....	77
Figure 3-29: Embankment work for K1+750-2+230 in Polder-41/1.....	77
Figure 3-30: Dumping the cc block work at km 53+390-53+418 in Polder 39/2C.....	77
Figure 3-31: Dumping the cc block work at km6+150-6+710 in Polder-47/2.....	77
Figure 3-32: S-Curve for Package-2.....	84

Abbreviations and Acronyms

ARIPO	Acquisition and Requisition of Immovable Property Ordinance
BADC	Bangladesh Agriculture Development Corporation
BARI	Bangladesh Agriculture Research Institute
BBS	Bangladesh Bureau of Statistics
BIWTA	Bangladesh Inland Water Transport Authority
BoQ	Bill of Quantities
BRRRI	Bangladesh Rice Research Institute
BTM	Bangladesh Transverse Mercator
BWDB	Bangladesh Water Development Board
BM	Bench Mark
CC	Climate Change or Cement Concrete (no re-bar, e.g. CC blocks)
CCL	Cash Compensation under Law
CDP	Coastal Development Policy
CDMP	Comprehensive Disaster Management Program
CDS	Coastal Development Strategy
CDSP	Char Development and Settlement Project
CEGIS	Centre for Environmental and Geographic Information Services
CEIP-1	Coastal Embankment Improvement Project – Phase 1
CEP	Coastal Embankment Project
CERP	Coastal Embankment Rehabilitation Project
CES	Coastal Embankment System
CPP-I	Cyclone Protection Project - I
CPP-II	Cyclone Protection Project - II
CZE	Coastal Zone Embankment
CZPo	Coastal Zone Policy
CZWMP	Coastal Zone Water Management Program
CSPS	Cyclone Shelter Preparatory Study
DAE	Department of Agriculture <i>Extension</i>
DC	Deputy Commissioner
DDCS&PMS	Detailed Design Construction Supervision and Project Management Support (RHDHV)
DEM	Digital Elevation Model
DevCon	DevConsultants Ltd. Bangladesh Consultants
DHI	Danish Hydraulic Institute, Denmark
DLR	Director Land Records
DoE	Department of Environment
DoF	Department of Fisheries
DPM	Design Planning & Management Consultants
EAP	Environmental Action Plan
ECRRP	Emergency Cyclone Recovery and Restoration Project
EDP	Estuary Development Program
EHS	Environmental Health and Safety
EIA	Environmental Impact Assessment
EMA	External Monitoring Agency
EMP	Environmental Management Plan

EPG	Embankment Protection Group
EPs	Entitled Persons
ES	Embankment Settlers
FAP-7	Flood Action Plan -7
FCDI	Flood Control Drainage & Irrigation
FGD	Focus Group Discussion
FFG	Foreshore Forestry Group
GoB	Government of Bangladesh
GPP	Guidelines for People's Participation
GPS	Global Positioning System
GRM	Grievances Redress Mechanism
GRRP	Gorai River Restoration Project
IBRD	International Bank for Reconstruction & Development
ICB	International Competitive Bidding
ICZM	Integrated Coastal Zone Management
ICZMP	Integrated Coastal Zone Management Plan
ICZMP	Integrated Coastal Zone Management Program
IDA	International Development Agency
IESCs	Important Environmental and Social Components
IoL	Inventory of Losses
IPC	Interim Payment Certificate (invoice of Contractor)
IPSWAM	Integrated Planning for Sustainable Water Management
IWM	Institute of Water Modelling
IEE	Initial Environmental Examination
KJDRP	Khulna Jessore Drainage Rehabilitation Project
KAFCO	Karnaphuli Fertilizer Company Limited
LAP	Land Acquisition Plan
M&EC	Monitoring and Evaluation Consultants (Third Party Consultants)
MES	Meghna Estuary Studies
MOEF	<i>Ministry of Environment and Forest</i>
MOFDF	Ministry of Food and Disaster Management
MOWR	Ministry of Water Resources
MSL	Mean Sea Level (expressed in + or - mPWD)
NEPo	National Environmental Policy
NGO	Non-Government Organization
NWMP	National Water Management Plan
PAP	Project Affected People
PAVC	Property Assessment and Valuation Committee
PBM	Permanent Bench Mark
PDC	Polder Development Committee
PMU	Project Management Unit
PWD	Public Works Department (e.g. + 3 mPWD)
RHDHV	Royal HaskoningDHV and Partners (The Engineer, DDCS & PMS Consultants)
RAP	Resettlement Action Plan
RF	Result Framework
RoR	Record of Rights

SIA	Social Impact Assessment
SLR	Sea Level Rise
SMRPFW	Social Management and Resettlement Policy Framework
SRP	System Rehabilitation Project
SWZ	South Western Zone
SZ	Southern Zone
SoB	Survey of Bangladesh
TRM	Tidal River Management
TBM	Temporary Bench Mark
ToR	Terms of Reference
WARPO	Water Resources Planning Organization
WB	World Bank
WMA	Water Management Association
WMIP	Water Management Improvement Project
WSIP	Water Sector Improvement Project
WUA	Water Users Association

1. Executive Summary

1.1 General

This Monthly Progress Report (MPR) is over the month of **February, 2021**. The Executive Summary Chapter will highlight the various developments and issues at stake in a qualitative manner whereas the remaining Chapters will provide more quantitative information and details on the activities and progress of the month of February, 2021.

The Executive Summary will first focus on the implementation of the 2 (two) Construction Contracts for **Package W/01** and **Package W/02**. In this section, the Consultants activities are also addressed. Activities and issues of a more general nature will be addressed thereafter.

1.2 Implementation of Works under Package W/01 and Package W/02

In the current phases of the CEIP-1 Project, Consultant's focus is on the progress of the construction of Civil Works for Package W/01 and Package W/02. Other Consultant's tasks are summarised separately in this Chapter. Compared to previous months, some progress is achieved during February, 2021. Delays in previous months were due to the insufficient Contractor's Field staffs which is caused by visa applications which have become stricter as imposed by the Bangladesh Embassy in Beijing and as such hampering the return of Chinese Staff to Bangladesh. In the month of February 2021, however, a major number of proposed Chinese Staff have returned to Bangladesh and a few number of staff is in the process to come. Also, the impact of the pandemic of Corona Virus was not positively contributing to the progress of the Works, however, business seems to come normal again.

1.2.1 Package W/01 implementation

The key issues for the month of February, 2021 regarding Package-1 are summarised below as follows:

1. The physical progress up to February, 2021 is 91.33% against the revised target of 96.50%. The Revised Work Program has been finalized based on the extension of time of the Contract up to 30th June, 2021 by the Employer. They have started the works from mid-December, 2020 and pick up the works in a satisfactory scale in this month and on the other hand due to the pandemic of Corona Virus the progress of the Works is being affected. The overall progress up to February, 2021 is lagging by 5.17% in respect of the revised target;
2. In addition to the aforementioned issues, the Contract was initially extended up to 30th June, 2020 but due to, amongst, others land acquisition problem in few sections of the Contract area, mismanagement of the Contractor and the pandemic of Corona Virus the Contractor could not complete all the works within the extended time. The Contractor has submitted a Claim for Extension of Time with detailed report and supporting documents. Meanwhile, considering the pandemic of Corona Virus, the Government of Bangladesh has issued a circular for one-year extension of all the projects. Accordingly, the Employer has approved the Extension of Time for execution of the works of this Contract up to 30th June, 2021 vide Memo No. CEIP-1/W-01/534 dated: 30th June, 2020 with the condition that no claim will be acceptable due to this Extension of Time.
3. The Contractor has completed 38 nos. Drainage Sluices and 29 nos. Flushing Sluices up to February, 2021 and has been working together with the Engineer on the handing over procedures. The coming months handing over of all 4 polders will continue gradually

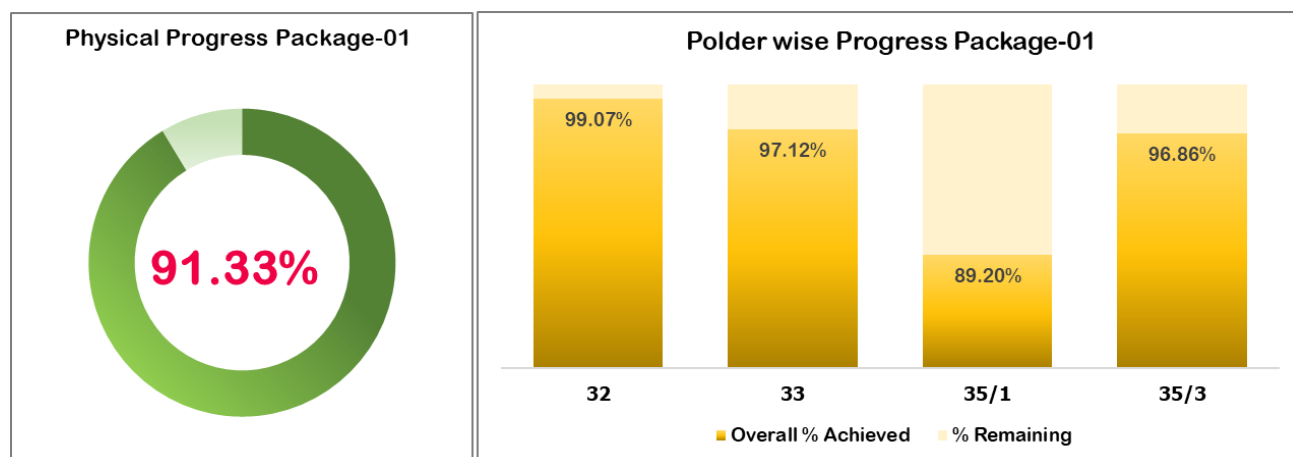


Figure 1-1: Polder Wise Progress of Package-1

4. As per requirement of the World Bank Mission during 16th August, 2020 to 20th August, 2020 on the environmental aspects of the CEIP-1 Project, the Contractor is undertaking various steps required for improving the EHS issues through the training and motivation of Environment Specialists of the Project in the light as desired by the World Bank's Environmental Specialist;
5. In the Contract, there was a provision for repairing works of 30 nos. Flushing Sluices out of which 16 nos. have been dropped (for falling the structures outside the alignment of retired embankment or not repairable). Out of the remaining 14 nos. of repairing of Flushing Sluices 13 nos. have already been completed, the structural part of the remaining 1 no. has completed 100% except fixation of Gates & Hoists which will be completed by 30th March, 2021. There was a provision for repairing works of 2 nos. Drainage Sluices which were already been completed;
6. The Engineer requested the Contractor to implement Additional Bank Protection works which are urgently needed to safeguard the embankments of Polder-32 against erosion. The Engineer has provided the terms and conditions as per Works Contract and accordingly the Contractor has submitted a draft Variation Proposal including Bill of Quantities. Contractor and Engineer had various meetings and negotiated a cost estimate and submitted to PMU vide letter no. RDCOR_BC5883-100_L02825_JHL_AAM dated 15th December, 2020 soliciting the permission to finalise a draft Variation Order based on the negotiated cost for the interest of the Project. Employer reviewed the cost estimate and provided some observations and requested for further negotiation based on the observations. As per advice of the Employer the Engineer further negotiated with the Contractor as per observations of the Employer and negotiated a cost estimate and submitted to the PMU vide letter no. RDCOR_BC5883-100_L02901_JHL_MAR dated 20th January, 2021 soliciting the permission to prepare a draft Variation Order based on the negotiated cost for the interest of the Project. If the latter process will take too much time, a phased implementation of these works can be considered by first implementing so called Emergency "precautionary" works like dumping of geo-bags which will be thereafter integrated with the permanent works consisting of amongst others CC blocks. This process is now being elaborated and would allow for early implementation of works to combat the ongoing erosion and facilitate the time-consuming process of approvals by the Competent Authorities.

1.2.2 Package W/02 implementation

The key issues for the month of February, 2021 regarding Package-2 are summarised below as follows:

1. The physical progress up to February, 2021 is 57.43% against the updated revised target of 58.21%. The Updated Revised Work Program has been finalized based on the assurance of

the Competent Authority that the completion date of this Contract will be extended up to 30th June, 2022 and submitted to the PMU vide Engineer's letter no. RDCOR_BC5883-100_L002900 _JHL_MAR dated: 20th January, 2021. The overall progress is lagging by 0.78% in respect of the updated revised target;

2. Due to amongst others land acquisition problems in some Polders and the pandemic of Corona Virus, it was not be possible by the Contractor to complete all the works of this Contract within the original Contract period. Based on this, the Contractor submitted a Claim for Extension of Time with a detailed report and supporting documents. It is noted that mis management by the Contractor also caused delays and hence land acquisition problems are not the only reason for the delays. The Claim for Extension of Time was evaluated by the Engineer and submitted the evaluation report to the PMU vide Engineer's letter no. RDCOR_BC5883-100_L002759_JHL_MAR dated: 25th October, 2020. The submitted evaluation report was reviewed by the PMU and provided some observations on the report. Accordingly, the report has been revised and submitted to the PMU vide Engineer's letter no. RDCOR_BC5883-100_L002844_JHL_MAR dated: 27th December, 2020;

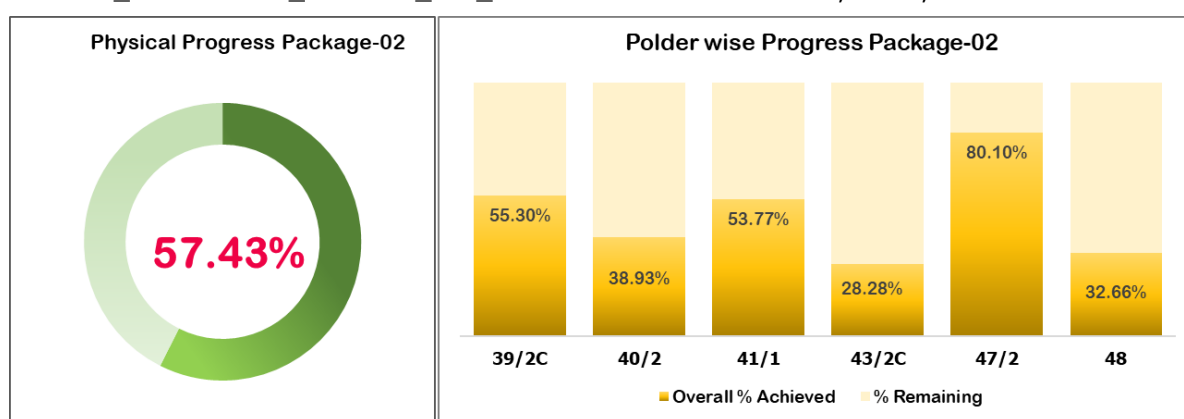


Figure 1-2: Polder wise Progress of Package-2

3. As per requirement of the World Bank Mission of 16th August, 2020 to 20th August, 2020 on the environmental aspects of the CEIP-1 Project, the Contractor is undertaking various steps required for improving the EHS issues through the training and motivation of Environment Specialists of the Project in the light as desired by the World Bank's Environmental Specialist;
4. The full working season is going on but due to the said visa issues, returning of Chinese Staff to Bangladesh was delayed. But most of the proposed Chinese Staffs of the Contractor has returned back to Bangladesh during February,2021. They have started the works from the last week of November, 2020 but the work could not yet be picked up to the satisfactory scale due to the poor planning and management of the Contractor and on the other hand due to the pandemic of Corona Virus the progress of works is affecting. The Engineer and the Employer are taking all types of possible measures so that the Staff of the Contractor can get the visa within the earliest possible time. At the same time, the Engineer is advising the Contractor to revise the plan of activities so that they can cope up the lagging target of the progress and engage Bangladeshi Staffs where possible to cope up with the absence of Chinese Staff;
5. The Consultant prepared a risk assessment of possible delays which could occur and would require a possible extension beyond June 2022. The latter will be further assessed when actual progress made in the month of April 2021 is available.

1.3 Other tasks of Consultants

The key issues for the month of February, 2021 regarding the other tasks of Consultants are summarised below:

1. As per latest development, the review of the Polder 14/1 has been carried out as per World Bank comments and has been submitted to PMU. Similarly, the EIA reports of the remaining 6 (six) Polders (Polder-15,16,17/1,17/2,23 and 34/3) have already been reviewed in accordance with the EIA reports of Polder-14/1 incorporating the comments of the World Bank and submitted to the PMU for onward transmission to the World Bank;
2. Activities also involved the development of a Web based system for tracking of land acquisition, GRM and various video call meetings were conducted to this end with World Bank and the Project Director; this task is nearly completed and awaiting the finalisation of the user acceptance test (UAT). To speed up this process, a dedicated server can be purchased or alternatively a cloud-based server can be utilised;
3. Consultants, in consultation with the Project Director have prepared a Variation Proposal and draft Amended Contract for the Consultancy Services. The latter allows for an extension until June 2022 and provides additional consultancy services to cope up with the extension of Works Contracts for Packages 1 and 2. The Amended Contract will increase the cost of original Consultancy Agreement: the latter has also been included in the said RDPP which has been recently approved. It also provides budget to develop and implement a pilot for an ICT (Information and Communications Technology) remote monitoring system. The approval of the Amended Contract is now in process. The Employer has approved the Extension of Time (EOT) for the Consultancy Services for **"Detail Design, Construction Supervision and Project Management Support"** Contract No. CEIP-1/B2, B3 & C1/S-2 up to June 30, 2022 with the condition that no claim will be acceptable due to this Extension of Time which is communicated to the Team Leader of the Consultants by the Project Director vide Memo No. CEIP-1/S-21/130 dated: 28th January, 2021. It is noted that Amended Contract should be signed soon because Consultants are now already partly pre-financing a significant amount of money for continuation of the Services since August 2020;
4. The Consultants supported the PMU with various reports and recommendations and attended various video call meetings with World Bank and other stakeholders as and whenever required.

1.4 Key challenges and risks and recommendations

1.4.1 Key challenges and risks

The key challenges and risks are listed below:

1. The weather conditions in February, 2021 were favourable for construction of Civil Works including the works of embankment re-sectioning but due to the poor planning and management of the Contractors the work could not be started in full swing;
2. Risks related to the site situations with respect to availability of lands in some cases remain almost same till February, 2021; all stakeholders, including the Client, Client's Local Offices, DC's, Contractor and Consultants, are applying their utmost efforts to organise this in a practical and pragmatic manner. It is Consultant's view that the progress is possible to be made only by the joint efforts of BWDB & Consultants in the interest of the CEIP-1 Project. This is an area which requires continued highest attention of all concerned;
3. The global Corona virus is hampering and limiting and, in some cases, stopped the movement of Staff of both the Contractors of Package-W/01 and W/02 and the Consultants. Consultants are following the international developments closely and adhering to travel guidance of e.g., World Health Organisation and Bangladesh Authorities. Restrictions have

been imposed on travellers from outside Bangladesh and as a result this has impact on the progress of the Works.

1.4.2 Recommendations

The following recommendations are being furnished:

- When there would be a land availability issue, joint efforts of Contractors, Engineer and Employer should be enhanced to solve the issues at stake. It is highly appreciated that the Employer plays a vital role here and increased efforts should continue; rooms for improvement are less reporting and more resolving on the spot;
- In view of the delays, Engineer will continue pushing the Contractors and making them aware of their contractual obligations;
- Engineer has started to intensify the frequency of progress review meetings with the Contractors after the availability of the Polder Managers in place in the month of February, 2021. The Project Director is also participating in these meetings.

1.5 Contractual Tasks of DDCS & PMS Consultants

The specific objectives of the CEIP-1 Consultancy Services are described by the following tasks:

- Task A : Review and update the designs bidding documents and related environmental and social plans (EIAs, EMPs, and RAPs) already prepared;
- Task B : Prepare detailed designs for all remaining polders and works that would be included in the project, including the Engineering and Environment and Social studies (i.e. preparation of EIA, EMP and RAP for each remaining polders);
- Task C : Supervise construction of all works under the Project, and do the contract management as "The Engineer", according to FIDIC rules and regulations and the World Bank Guidelines and its standard bidding documents;
- Task D : Provide overall project management support to the BWDB and Project Management Unit (PMU).

The Construction Works will be executed by BWDB as Employer and the Consultant will function as the Engineer of the Civil Works contracts as per FIDIC. The Consultant will administer the Civil Works contracts and ensure that the project works are implemented in accordance with the provision of the Contracts. The Consultant nominated Engineer's representative for 4 and 6 Polders in Package-1& 2 respectively under each respective Works Contract.

2. Summary of Key Achievements during the reporting month

2.1 Package-1

No.	Item	Key Achievements during the month – Package-1
1	Works	<ul style="list-style-type: none"> ➤ Construction / Re-Sectioning of Embankment: 4.035 Km (Full) & 1.212 Km (Part); ➤ Excavation / Re-Excavation of Drainage Channel: 0.00 Km; ➤ Construction of Drainage Sluice: 38 nos. Completed; ➤ Repair of Drainage Sluice: 2 nos. completed; ➤ Construction of Flushing Inlet: 29 nos. Completed; ➤ Repair of Flushing Inlet: 14 nos. completed; ➤ Embankment Slope Protection Works: 3.750 Km; ➤ River Bank Protection Works: 0.00 Km; ➤ Nalian Closure Dam: Overall Physical progress 100%. Completed.
2	Contractor Resources	Updated by Contractor Package-1 in terms of labour and equipment.
3	RAP and status of resettlement Payment	<ul style="list-style-type: none"> • 6127 entities (residential HHs, commercial premises and common property structures) were identified during updating of Inventory of Losses (IoL) in August-December 2015 of whom 820 on private land (titled) and 4633 on government land non-titled EPs (Squatters) and among 4633 EPs, 448 tenants and 226 were wage labourers. • The numbers of entities as of February, 2021 stands at 5373 of whom 4645 non-titled (Squatters), 448 tenants and 280 as wage labours. • BDT 6,082.22 lac has been paid to the 4328 non-titled EPs (squatters) including 174 numbers tenant and 137 numbers wedge labours as compensation/resettlement benefit against their affected residential, fish gher, commercial, tress. Moreover, the compensation has been paid for Social Forestry (27 nos. for CPR) is BDT 16.12 lac and for removing 67 nos. electric poles an amount of BDT 22.20 lac. Total 6,120.54lac has been compensated against Package-1 up to February, 2021.
4	Status of Land Acquisition	<ul style="list-style-type: none"> • 132.47 ha land was programmed for acquisition (LA) in 4 Polders of Package-1. Land acquisition proposal (LAP) were submitted to DC, Khulna and Bagerhat. A total 1.11 ha land was omitted from proposal and possession in polder 32 (0.63 ha) and 35/3 (0.48 ha). Now, as per possession received and gazette notification a total land becomes 131.36 ha for acquisition. • 131.36 ha of land for acquisition (Polder-32 = 50.60 ha, Polder-33 =14.28 ha, Polder-35/1 =41.34 ha & Polder-35/3 = 25.01 ha.). • A total 131.36 ha of land approved by MoL and DC U/S-6 (1). • Possession received a total 125.64 ha of land (Polder-32 = 50.02 ha, Polder-33 =14.28 ha, Polder-35/1 = 37.01 ha& Polder-35/3 = 24.33 ha.) • A total of 5.72ha lands are yet to be received are pending for procession (0.58 ha for Polder no. 32, 4.46 ha of Polder 35/1 against three mouzas (Sharankhola Mouza-0.13ha, Rayenda-2.57 ha, Kumarkhali-1.76 ha.) and 0.68 ha land for Polder 35/3. <p>Pending Status:</p> <ul style="list-style-type: none"> ➤ Polder-32: Approval of DLAC, Issuance of Notices U/S-4, JVS, final approval U/S-1 are completed for 0.58ha (Sreenagor

No.	Item	Key Achievements during the month – Package-1
		<p>Kalinagor mouza), now preparation of estimate is under process.</p> <ul style="list-style-type: none"> ➤ Polder-35/1: Approval of DLAC, Issuance of Notices U/S-4, JVS final approval U/S-6(1) and Issuance of Notices U/S-7 are completed for 4.33ha (Rayenda mouza-2.57, Kumarkhali mouza-1.76 ha). Now, preparation of estimate is under process. Remaining 0.13ha is approved by DLAC, issuance of notices U/S-4 is in progress. ➤ Polder-35/3: Approval of DLAC, Issuance of Notices U/S-4, JVS final approval U/S-6(1) and Issuance of Notices U/S-7 are completed for 0.68ha (Borobashbaria mouza-0.68). preparation of estimate is under process. <ul style="list-style-type: none"> • As of February 2021, DC office Khulna & Bagerhat has paid a total BDT 7,320.15lac against 3528 nos. of awardees among Titled EPs (1206 nos. of Polder-32, 547 nos. of Polder-33, 1336 nos. of Polder-35/1, 439nos. of Polder-35/3). During February, 2021 CUL has been paid to 526 nos EPS only.
5	Relocation	98.38% of paid EPs have already been relocated. 49.86% EPs have relocated on their own land; 10.54% on newly purchased land; 16.08% EP has replaced to their relatives or others' land; 11.67% have relocated temporarily at nearby area 1.02% and 2.03% have relocated respectively in Market & Group Relocation. In addition, wage labour 3.17% and tenant 4.02% are relocated. 1.62 % of the paid EPs are yet to be relocated from the ROW.
6	Grievances	177 complaints/grievances have received up to February, 2021 by GRC. 42 complaints/grievances have been resolved at the entry level; while 134 cases have been resolved through investigations and formal hearing by GRC, total 176 cases have been resolved and 1 no is under more investigation. All records of GRC preserved according to the guidelines of RAP policy.
7	Environment	The World Bank environment, health and safeguard mission visited the project area in August, 2020 and requested to adopt some new EHS compliances which are being complied by the Contractors under supervision of the project Environmentalists. EHS monthly meetings will be held to address the Contractors for compliance of new EHS issues in the light of the requirement of the World Bank Sr. Environmental Specialist and other EHS requirements according to EAP/C-ESMP. The Contractor is also complying some COVID-19 issues for safety of workers, which will be further improved according to the World Bank/ WHO/ GoB requirements.
8	Value of Physical Work Done	The total value of physical work done up to February, 2021 is BDT 6,348.53 million and during February, 2021 is BDT 16.71 million.
9	Finance	Total expenditure incurred up to IPC-23 is BDT 5,884.53 million including Adjustment for Changes in Legislation (VAT & IT) & Adjustment for Changes in Cost. An amount of BDT 660.89 million has been recovered from the advance payment of BDT 660.89 million.

2.2 Package-2

No.	Item	Key Achievements during the month – Package-2
1	Surveys and Design	The pre-sections surveys for the remaining sections of the Polders are conducting during FY 2020-2021 subsequently shop drawings are being prepared before execution of Physical works.
2	Works	<ul style="list-style-type: none"> ➤ Construction / Re-sectioning of Embankment: 2.950 Km (F) & 23.796 Km (Partially); ➤ Drainage Channel Excavation/Re-excavation: 21.119 km completed; ➤ Construction of Drainage Sluices: 1 no. completed & 40 nos. (Partially) almost 90%; ➤ Repair of Drainage Sluices: 2 nos. (Partially); ➤ Construction of Flushing Inlets: 22 nos. (Partially); ➤ Repair of Flushing Inlets: 1 no. (F) & 15 nos. (Partially); ➤ Embankment Slope Protection Work: 0.00 km completed. ➤ River Bank Protections: 0.030 Km completed;
3	RAP and status of resettlement Payment	<ul style="list-style-type: none"> • A total of 6778 entities have been identified of whom 1777 entities are titled and 4747 are non-titled on Government land (squatters) which fluctuate, 135 units are identified as community properties and 119 as other institutions will be affected. A total of 814 tenants have been identified among them 751 are commercial and 63 are residential HHs. Moreover, 328 wage labours have also been identified as affected in commercial premises; • BDT 3,259.65 lac has been paid to 2,918 non-titled (squatter) as compensation/resettlement benefits against affected residential and commercial structures. An amount of BDT 16.50 lac paid for shifting of electric poles from Polder no-43/2C. The total 3,276.15 lac has been compensated up to February, 2021.
4	Preparation of LAP	<ul style="list-style-type: none"> • 163.79 ha. land was programmed for Land Acquisition (LA) in six Polders of Package-2. In Polder 39/2C (Pirojpur District) 4.84 ha of land is eroded due to river erosion, that area is omitted from the program. In February 2021 a new proposal of 8.26 ha of land has submitted to DC Pirojpur for acquisition. Now the program of land acquisition in Package-2 becomes 167.21 ha. • The lands Acquisition Proposal (LAP) for six Polders under Package -2 were submitted to concern DC (Pirojpur, Jhalokathi, Barguna and Patuakhali) for acquisition. • 134.66 ha land has been approved by MoL for Polder 39/2C, 40/2, 41/1, 43/2c, 47/2 & 48 out of 167.21 ha. BWDB has placed fund against final estimated of CUL to DC, Barguna for Polder-40/2 and Polder-41/1, DC, Pirojpur & Jhalokathi for 39/2C, & DC, Patuakhali for Polder-47/2 & 48. • Fund placed against final estimate to DC Pirojpur for 105.91 ha of land and DC, Jhalokathi for 10.18 ha of land. Notices U/S-7 has been served for 27 mouzas in Polder-39/2C (Pirojpur district- 22mouzas and Jhalokathi District- 5 mouzas). Payment of CUL is going on. • Possession received a total of 134.60 ha land (Polder 39/2C- 111.25 ha, in Polder 40/2- 11.68 ha, for Polder 41/1- 8.29 ha, Polder 47/2- 2.31 ha & Polder 48- 1.07 ha). • DLAC approved 23.20 ha of land against 11 mouzas under polder no-43/2C. waiting for placement of fund by BWDB to DC for one mouza (0.06 ha). The issuances of notices U/S-4 and JVS are completed for 10 mouzas (area 23.14 ha). Now submission to MoL for final approval

No.	Item	Key Achievements during the month – Package-2
		is under process. <ul style="list-style-type: none"> Payment of CUL is going on in Polder-39/2C, 40/2, 41/1, 47/2 & 48. As of February, 2021. DC office Pirojpur, Jhalokathi, Barguna and Patuakhali have paid a total BDT 2,489.62 Lac to 1,600 Awardees. During February, 2021 CUL has been paid to 163 APs.
5	Relocation	45.54% EPs have relocated on their own land; 9.25% on newly purchased land; 14.60% EPs have relocated to relative's or others' land; 18.47% have relocated temporarily at nearby area. 5.24% made group relocation. 6.89% of the paid EPs are yet to be relocated from the ROW.
6	Grievance Redress Management (GRM)	A total number of 51 complaints/grievances have been received up to February 2021 by GRC. 43 of them have been resolved in the entry level by the field investigation and remaining 8 cases under process for investigation and formal hearing by GRC.
7	Environment	The Contractor is carrying out the EHS compliances, which is improving with time through monitoring and learning. They are improving the EHS compliance in the light of the latest field visit of the World Bank Senior Environmental Specialist. They are also involved in translation of approved EHS risk assessment and C-ESMP into Bangla and Chinese languages for easy understanding for implementation. The Contractors also prepared Guidelines Tool to avoid/check infection from COVID-19 and other infectious diseases with reference to "COVID-19 OHS Protocols" provided by the World Bank. The report prepared by the Contractor, Package-1 has been approved by the World Bank. The Contractor, Package-2 has prepared similar report which has been submitted to the World Bank for approval.
8	Value of Physical Work Done	The total value of physical work done up to February, 2021 is BDT 5944.87 million and during February, 2021 is BDT 272.52 million .
9	Finance	Total expenditure incurred up to IPC-14 is BDT 5,052.72 million including Adjustment for Changes in Legislation (VAT & IT) & Adjustment for Changes in Cost. An amount of BDT 278.12 million has been recovered against the advance payment of BDT 1,028.40 million .
10	Contract Administration	The Variation Order No. 3 for construction of Rest House cum Office Building at Bhandaria was submitted to the PMU after recasting the same as per observations of the PMU vide Engineer's letter RDCOR_BC5883-100_L002586_JHL_MAR dated: 28 th May, 2020 in the name of Variation Order No.02. The Engineer has not yet received any response in this respect from the employer.

2.3 Package-3

No.	Item	Key Achievements during the Month – Package-3
1	Surveys and Design	The detailed design of all the infrastructures like Embankment, Drainage Channels, Drainage Regulators, Flushing Regulators, Slope Protection works, Bank Protections works etc. were submitted to the concerned design office of BWDB within June, 2019. By this time the detailed Design of all the infrastructures had been approved by the concern design Circle of BWDB. Among them the design of Embankment of 7 (Seven) Polders, Drainage Channel Excavation/ Re-excavation of 7 (Seven) Polders and design of 52 nos. Drainage Regulators & 19 nos. Flushing Regulator have been approved by the BWDB Design Circle-5. The design of the remaining infrastructures is

No.	Item	Key Achievements during the Month – Package-3
		under process of approval by the concerned Design Office. The Mechanical Design for Flap Gates & Vertical lift gates for the D/S & F/S of Package-3 have already been approved by the Mechanical design Circle of BWDB.
2	Bid Documents	The Draft Bidding Documents was prepared based on preliminary design and submitted to PMU vide Consultant's reference: RDCOR-BE5883-100-L002255_MHR_MAR dated: 17 th October, 2019. As per Aide-Memoire of the WB Implementation Support Review Mission, the submitted Bid Documents are to be updated based on the approved design of the related works and to be submitted to the PMU by May , 2021. The preparation of Bidding Documents is in progress.
3	RAP	The original RAP was prepared based on original LAP. Later on the crest width of the embankment has been increased by BWDB from 4.50 to 6.00 m based on which the LAP is being updated. Hence, the original RAP has also to be updated based on updated LAP. Following the updated LAP, the LAP/RAP team has to revise the Households (HHs) numbering and Inventory of Losses (IoL) survey in all 7 Polders under Package-3 of CEIP-1.
4	LAP	The draft LAP was prepared for all Polders, but as per latest decision, the LAP has to be updated based on revised crest width of embankment 6.00m instead of 4.50 m. The process of updating of LAP is in progress.
5	Environment	EIA report of Polder-14/1 was reviewed by the World Bank Environmental Specialist during field visit of the World Bank Mission and had sent back for compliance. In the present context, the EIA report of Polder 14/1 has been finally reviewed that includes the response of World Bank's latest comments and submitted to PMU for submitting to the World Bank. In accordance with the reviewed EIA of Polder-14/1, the remaining EIAs of 6 Polders under Package-2 have been submitted to the PMU for onward transmission to the World Bank.

2.4 DDCS & PMS Consultancy Services

No.	Item	Key Achievements upto this Month – Consultant
1	Construction Supervision Systems/Tools	Package-1 physical progress is 91.33% (4 Polders); Package-2 physical progress is 57.43% (6 Polders); Package-3 no works contract, hence no physical progress (7 Polders).

3. Project Progress

3.1 Task A: Review and updated the designs bidding documents and related environmental and social plans (EIAs, EMPs and RAPs) already prepared,

3.1.1 Review and update of Design of Package-1

The approved designs were reviewed and updated at the time of commencement of Implementation of the Civil Works. At present the works are being going on accordingly.

3.1.2 RAP Implementation Package-1

3.1.2.1 Implementation Activities

RAP Implementation for Polders-32, 33, 35/1 and 35/3 under Package-1 is going on. Individual entitlement has been calculated based on Inventory of Losses (IoL) survey and as per PAVC recommended rate of the structures and other assets. A total of **6,127** entities (residential HHs, commercial premises and common property structures) were identified during updating of Inventory of Losses (IoL) in August-October 2015 of whom 820 on private land (titled) and 4,633 on government land non-titled EPs (Squatters). Among 4,633 EPs, 448 tenants and 226 wage labourers were identified.

The Polder-wise non-titled EPs and payment of compensation as resettlement benefit is reflected in Table 3-1 below.

Table 3-1: Updated numbers of Non-titled entities up to February, 2021

Polder	Non-titled EP's (Squatters)			Paid Non-titled EP's (Squatters)			Total Tenants	Paid Tenant	Total Wage Labourers	Paid wage labor	Total Entities	Total Paid Entities	Amount paid in BDT (Lac)
	Residence (Squatters)	Commercial (Squatters)	Total (Squatters)	Residence (Squatters)	Commercial (Squatters)	Total Paid (Squatters)							
1	2	3	4=(2+3)	5	6	7=(5+6)	8	9	10	11	12=(4+8+10)	(7+9+11)=13	14
32	872	391	1,263	872	390	1,262	86	83	23	23	1,372	1,368	1,621.88
33	871	599	1,470	871	339	1,210	157	44	75	14	1,702	1,268	1,756.08
35/1	905	719	1,624	905	372	1,277	196	38	171	88	1,991	1,403	2,288.65
35/3	152	136	288	152	116	268	9	9	11	12	308	289	415.6115
Total	2,800	1,845	4,645	2,800	1,217	4,017	448	174	280	137	5,373	4,328	6,082.22
Paid for Social Forestry for 27 unit in 33 & 35/3												27	16.12
Paid for Electric Pole for 48 Unit in 33, 35/1 & 35/3												67	22.20
Grand Total=												4,422	6,120.54

3.1.2.2 Payment of Compensation under Law (CUL)

The progress of payment of compensation under law (CUL) is shown in Table 3-2.

Table 3-2: Polder- wise payment of CUL made by DCs Khulna & Bagerhat till February, 2021

Polder No.	Total Awardees	No of awardees applied to DC	Total estimated amount of CUL (BDT) Lac	No. of Paid awardees	Nos. of payment cheque distributed by DC	Total paid Amount in BDT Lac	Progress (%)
1	2	3	4	5	6	7	8
32	3,003	2,100	1,615.37	1,206	524	1,179.68	73.03
33	2,208	1,535	1,673.70	547	291	1,066.92	63.75
35/1	1,502	1,450	5,354.81	1,336	1,054	3,961.36	73.98
35/3	565	501	1,510.51	439	350	1,112.19	73.63
Total	7,278	5,586	10,154.39	3,528	2,219	7,320.15	72.09

3.1.2.3 Relocation Status and Assessment of Relocation in Package-1

The relocation status and assessment of relocation are reflected in Table 3-3:

Table 3-3: Updated Relocation Status as of February, 2021

Status of relocation	Number of squatters relocated by Polders					Progress (in %)
	Polder 32	Polder 33	Polder 35/1	Polder 35/3	Total	
Relocated on own land	674	722	629	133	2158	49.86
Relocated on purchased land	97	42	272	45	456	10.54
Relocated on relative & other's land	245	173	213	65	696	16.08
Relocated Temporarily at nearby area (Govt. Land)	208	190	104	3	505	11.67
Group Relocation	29	30	29	0	88	2.03
Market Relocation	6	0	21	17	44	1.02
Wage Labour	23	14	88	12	137	3.17
Tenant	83	44	38	9	174	4.02
Total Relocated-A	1365	1215	1394	284	4258	98.38
Not yet relocated	3	53	9	5	70	1.62
Total Relocation-B	3	53	9	5	70	1.62
Total Relocation target (A+B) =	1368	1268	1403	289	4328	100

3.1.3 Grievance Redress Mechanism (GRM)

A total **15** Grievance Redress Committees (GRC) have been formed (**1 for each Union**) in four Polders under Package-1 with the representatives of BWDB, Union Parishad, Educational Institution, PAPs, Women representatives and LAP/RAP team.

The status of complaints/cases received and resolved by GRC are reflected in the table below:

Table 3-4: The status of complaints/cases received and resolved by GRC

SL No.	District	Polder No.	Total Complaints/cases	Resolved at entry level	Resolved by GRC	Newly lodged Grievances
1	Khulna	32	58	19	39	0
2	Khulna	33	17	8	9	0
3	Bagerhat	35/1	30	8	21	0
4	Bagerhat	35/3	72	7	65	1
Total =			177	42	134	1

3.1.4 Status of Land Acquisition of Package-1

Status of land acquisition for four Polders under Package-1 is shown in Table 3-5.

Table 3-5: Status of land acquisition for four Polders under Package-1

SL. No.	Polder no.	District	Program for L.A. (ha)	Proposal submitted to DC (ha)	Approved (ha)		Possession received (ha/date)	Pending (ha)		Fund placed BDT in Lac	Payment of CUL by DC in BDT Lac	Remarks
					DLAC	MoL		DC	MoL			
1	2	3	4	5	6	7	8	9	10	11	12	13
1	32	Khulna	50.60	50.60	50.60	50.60	50.02 (26.09.17)	0.58	-	1615.37	1,179.68 73.03%	Land is omitted 0.63 ha. Now total area for acquisition becomes = 50.60 ha. Waiting for preparation of estimate for 0.58 ha
2	33	Khulna	14.28	14.28	14.28	14.28	10.94 (27.09.17) & 3.34 (23.09.19) =14.28	-	-	1673.70	1,066.92 63.75%	Persuasion is going on APs & DC's office to expedite the CUL payment.
3	35/1	Bagerhat	41.47	41.47	41.47	41.34	30.17 (22.03.18) & 6.84 (26.11.20) = 37.01	4.46	-	5354.81	3,961.36 73.98%	Joint verification survey (JVS), final approval U/S-6 (1) have been completed for 4.46ha land of Rayenda and Kumarkhali mouza under Shoronkhola Upazila. Issuance of notices U/S-4 is under process of newly submission of 0.13ha land
4	35/3	Bagerhat	25.01	25.01	25.01	25.01	24.33 (08.11.17)	0.68	-	1510.51	1,112.19 73.63%	Persuasion is going on APs & DC's office to expedite the CUL payment. Waiting for preparation of estimate (0.68 ha)
Sub-Total =			131.36	131.36	131.36	131.23	125.64	5.72		10,154.39	7,320.15 (72.09%)	

3.1.5 Land Acquisition for Package-2

The status of land acquisition for Package-2 is furnished in the following Table 3-6.

Table 3-6: Status of land acquisition for Package-2

Sl. No	Polder no.	District	Program for L.A. (ha)	Proposal submitted to DC (ha)	Approved (ha)		Possession received (ha)	Pending (ha)			Fund placed BDT in Lac	Payment of CUL by DC in BDT Lac	Remarks
					DLAC	MoL		DC	MoL	Court Case portion			
1	2	3	4	5	6	7	8	9	10	11	12	13	14
1	39/2C	Pirojpur	109.33	109.33	101.07	101.07	101.07 (19-12-2019, 16-03-2020 & 26-12-20 to 31-12-20)	8.26	--	--	9537.90	884.66 (9.28%)	CUL Payment has been started in Pirojpur & Jhalokathi District but the payment is very slow. Persuasion is going on APs & DC's office to expedite the CUL payment. 4.84 ha of land is eroded due to river erosion. 8.26 ha newly submission.
		Jhalokathi	10.18	10.18	10.18	10.18	02-02-21	--	--	--	514.93	192.03 (37.29%)	CUL payment is going no.
2	40/2	Barguna	12.45	12.45	12.45	11.68	11.68 (31-7-19, 29-9-19 & 30-11-19)	--	--	0.77 (court Case)	879.92	711.31 (80.84%)	Approved by MoL at 13.03.2018. All land handed over by DC to BWDB except Court Case portion (0.77 ha). CUL payment is ongoing.
3	41/1	Barguna	8.41	8.41	8.29	8.29	8.29 (16-1-19, 5-5-19 & 24-11-19)	0.12	--	--	444.52	359.91 (80.96%)	Total 8.29 ha approved by MoL on 13.03.2018 & possession handed over by DC to BWDB. Remaining 0.12ha submitted to DC office on 30.01.2020, Which is waiting for approval of DLAC.
4	43/2C	Patuakhali	23.20	23.20	23.20	0.06	--	23.20	--	--	--	--	DLAC approved 23.14 ha land for acquisition against 10 mouzas. Issuances of notice under section-4 (U/S-4) are completed. JVS are going on.
5	47/2	Patuakhali	2.57	2.57	2.57	2.31	2.31 (25-11-20)	0.26	--	--	407.17	239.39 (58.79%)	Total 2.31 ha land handed over by DC to BWDB on 25.11.2020. CUL payment is on going and approved by MoL 0.26 ha Land on 08 December 2020. DC office Patuakhali send a letter PWD and DoF for value assessment of House and Trees.
6	48	Patuakhali	1.07	1.07	1.07	1.07	1.07 (28-12-19 & 25-11-20)	-	-	--	515.16	102.32 (19.86%)	Total 1.07 ha approved by MoL on 09.07.2018 & 18.12.2019. All land handed over by DC to BWDB. CUL payment is ongoing.
Total=			167.21	167.21	158.95	134.66	134.60	31.84	--	0.77	12299.60	2,489.62 (20.24%)	

3.1.6 Implementation of RAP for Package-2

3.1.7 Implementation Activities

The RAP for Package-2 was prepared and cleared by the World Bank in March 2017, later on updated to incorporating some changes of land acquisition and resettlement issues. This updated RAP-2 was cleared by World Bank in December, 2018. As per updated a total of 6,778 entities have been identified of whom 1,777 entities are titled and 4,747 are non-titled on Government land (squatters) which may fluctuate, 135 units are identified as community properties and 119 as other institutions will be affected. A total of 814 tenants have been identified among them 751 are commercial and 63 are residential HHs. Moreover, 328 wage labours have also been identified as affected in commercial premises.

3.1.8 Payment of Compensation / Resettlement Benefits for Package-2

Payment for Compensation and resettlement benefits for non-titled EPs (Squatters) has been started from October 2018. A total of 2,918 EPs have been paid amounting BDT 3,259.65 lac and shifting of electric poles 16.50 lacs total amounting of 3276.15lac. The details of the payment of compensation are shown in Table 3-7:

Table 3-7: Payment of Resettlement Benefit to squatter in Package-2

Polder	Non-titled EP's (Squatters)			Paid Non-titled EP's (Squatters)			Total Tenants	Paid Tenant	Total Wage Labourers	Paid wage labor	Total Entities	Total Paid Entities	Amount paid in BDT (Lac)
	Residence (Squatters)	Commercial (Squatters)	Total (Squatters)	Residence (Squatters)	Commercial (Squatters)	Total Paid (Squatters)							
1	2	3	4=(2+3)	5	6	7= (5+6)	8	9	10	11	12= (4+8+10)	(7+9+11)=13	14
39/2C	15	37	52	0	0	0	27	0	11	0	90	0	0
40/2	1,040	705	1,745	653	171	824	398	0	95	0	2,238	827	904.79
41/1	467	377	844	315	156	471	68	0	12	0	924	471	599.22
43/2C	323	249	572	293	165	458	115	0	24	0	711	458	536.58
47/2	95	70	165	93	67	160	8	0	1	0	174	160	155.87
48	776	593	1,369	631	371	1,002	198	0	185	0	1,752	1,002	1,063.19
Total =	2,716	2,031	4,747	1,985	930	2,915	814	0	328	0	5,889	2,918	3,259.65
Shifting of electric poles													16.50
Total													3276.15

3.1.9 Payment of Compensation under Law (CUL), Package-2

The Polder wise payment of compensation Under Law (CUL) is furnished in Table 3-8 below:

Table 3-8: Polder- wise payment made by DCs (Pirojpur, Patuakhali & Barguna)

District	Polder No.	Total Awardees	No of awardees applied to DC	Total estimated amount of CUL (BDT) Lac	No. of Paid awardees	Nos. of payment cheque distributed by DC	Total paid Amount in BDT Lac	Progress (%)
1	2	3	4	5	6	7	8	9
Pirojpur & Jhalokathi	39/2C	17,884	4,863	10052.33	637	429	1076.69	10.71%
Barguna	40/2	798	757	879.92	560	356	711.31	80.84%
Barguna	41/1	546	504	444.52	371	186	359.91	80.96%
Patuakhali	43/2C	-	-	-	-	-	-	-
Patuakhali	47/2	114	72	407.17	27	27	239.39	58.79%
Patuakhali	48	30	15	515.16	5	5	102.32	19.86%
Total=		19,372	6,211	12,299.10	1600	1003	2,489.62	20.24%

3.1.10 Relocation Status of Package-2

The status of relocation has been given below in Table 3-9 after the first indent payment made.

Table 3-9: Status of relocation in Package-2

Status of Relocation	Number of squatters relocated by Polders						
	Polder 40/2	Polder 41/1	Polder 43/2C	Polder 47/2	Polder 48	Total	%
Relocated on own land	451	199	259	98	322	1329	45.54
Relocated on purchased land	41	65	29	5	130	270	9.25
Relocated on relative & other's land	145	60	98	3	120	426	14.60
Relocated Temporarily at nearby area (Govt. Land)	124	101	57	49	208	539	18.47
Group Relocation	19	10	0	0	124	153	5.24
Market Relocation	0	0	0	0	0	0	0.00
Total Relocated-A =	780	435	443	155	904	2717	93.11
Not yet relocated	47	36	15	5	98	201	6.89
Total Relocation target (A+B) =	827	471	458	160	1,002	2,918	100

3.1.11 Grievance Redress Mechanism (GRM)

A total **21** Grievance Redress Committees (GRC) have been formed (1 for each Union) in six Polders under Package-2 with the representatives of BWDB, Union Parishad, Educational Institution, PAPs, Women representatives and LAP/RAP team. The status of complaints/cases received & resolved by GRC are shown in Table 3-10.

Table 3-10: The status of complaints/cases received and resolved by GRC

SL No.	District	Polder no	Total Complaints/cases	Resolved at entry level	Not Resolved	Newly lodged Grievances
1	Barguna	40/2	18	10	08	0
2	Barguna	41/1	16	16	0	0
3	Patuakhali	43/2C	17	17	0	0
4	Kalapara	47/2	0	0	0	0
5	Kalapara	48	0	0	0	0
Total =			51	43	08	0

3.1.12 Preparation of EIA of Package-1

The EIA of 4 Polders under Package-1 were completed during the study period and duly been approved by the competent authorities including World Bank.

3.2 Task B: Prepare Design, Bid Documents, EIAs, RAP, etc. for Package-2 Polders

3.2.1 Data processing and reviewing the shop drawings

Immediately after the completion of each day's survey work, the raw data is submitted to the DRE. Then the raw data is processed to check the quality by using the field log sheet. The shop drawings of embankment and khals are also verified with the received raw data/field log sheet and reviewing the proposed alignment before giving final approval.

3.2.2 Design status of Package-2

All the Detailed Designs of Package-2 were completed and duly been approved by the respective Design Circle of BWDB.

3.2.3 Preparation of EIA of Package-2

The EIA of 6 Polders under Package-2 were completed and duly been approved by the competent authorities including World Bank.

The period involves the starting of working season and thus the Contractors getting involved in carrying out new works along with continuation of the previously involved activities. The environmental activities related to Environment, Health and Safety (EHS) including COVID measures and others as carried out during the month of February, 2021 are as follows:

3.2.4 Preparation of Monthly Progress Report (MPR) of Environmental issues for the month of February, 2021

Monthly progress report for the month of February, 2020 has been prepared as a routine task that covers various environmental activities carried by the Environmental Specialists of the project along with the related information as submitted by the Contractors for month of February, 2021 mainly. The report has also accommodated various environmental issues as to fulfill the World Bank's latest requirements.

3.2.5 Preparation for Finalization of EIA Report of Package-3

Works for finalization of EIA reports of Package-3 is in progress for preparation of responses to the World Bank's latest comments. The EIA reports of Polder 16 and Polder 17/1 have been finalized and submitted to the World Bank during the reporting time. Thus, till now EIA reports of total 4 Polders of Package-3 (14/1, 15, 16 and 17/1) have been completed submitted to World Bank. The works finalization of the remaining 3 Polders of Package-3 (Polder 17/2, 23 & 34/3) is expected to be completed by March, 2021. The works for preparation of comment-response matrix of the World Bank's latest comments on EIA of Polder 14/1 are in progress as requested by the WB in implementation support review mission 22 February 2021- 07 March 2021 and expected to complete by 15 March, 2021.

3.2.6 Finalization of Translation of Contractors' COVID-19 Management under EPP

The Contractors of Package-1 and Package-2 have prepared and submitted the translation COVID-19 management following OHS protocols of the World Bank under EPP into Bangla and Chinese languages. They were finalized after review by the DDCS&PMS Consultants and submitted to World Bank. The Contractors have been suggested to maintain the translated copies of COVID-19 management at work sites for better understanding and compliance by them.

3.2.7 Submission of 5th Environmental Annual Audit Report

The fifth Environmental Annual Audit report has been prepared by the Third party M&E Consultants and submitted to PMU and DDCS & PMS Consultants to review towards its finalization.

3.2.8 Conduct of Field Visit in Package-1

Field visit was carried out in Package-1 areas of CEIP-1 during the period from 7.2.2021 to 13.02.2021. The major activities performed during the period are

- Monitoring EHS qualities of work sites and camp sites of Polder 32 and Polder 35/1
- Release of threatened fish fingerlings in khals and ponds

- Conduct of EHS monthly meeting
- Training to the Contractor's EHS officers on management of Covid-19 and other EHS issues.
- Meeting with the contractor for Improvement of EHS qualities

3.2.9 Conduct of Monthly EHS Committee Meeting

The monthly Environment, Health and Safety (EHS) committee meeting was held on 10.2.2021 in Khulna, which was chaired by the Executive Engineer, CEIP-1, BWDB Khulna. In the EHS monthly meeting following various environment related issues were discussed.

- Implementation of COVID-19 measures in accordance with OHS protocols of the World Bank;
- Implementation of conservation of threatened species of fish;
- Proper decommissioning of work sites/camp sites after work completion Progress of Environmental tests for 2020;
- Relocation of Grievance collection boxes at suitable places;
- Improving EHS qualities at work site/camp site;
- Arranging exchange visit of Contractor personnel/workers.

Threadbare discussions were made on the issues by the Environmental Specialists of PMU and DDCCS & PMS Consultants as facilitated by the Chairperson of the meeting in order to improve the EHS issues by the Contractor and workers. The Contractor opined that they will ensure all possible effort to improve the EHS status of all working location, which have suffered some setback due to the outbreak and spreading of COVID-19 pandemic. The minutes of the meeting was circulated to all concern for compliance on 22 February.

3.2.9.1 Meeting in 3rd Party M & E Consultant's Office

A meeting was arranged in the Third Party M & E Consultants' Office on 4.2.2021, where Sr. Environmental Specialist of PMU and Environmental Specialist of DDCCS & PMSC were present along with representatives of Contractors, Package-1 and Package-2. The meeting was organised by Environmental Specialist of Third Party M & E Consultants for discussion on some environmental issues required for preparation of fifth Annual environmental audit report for the year 2020 and suggesting the Contractor for compliance of EHS issues as required.

3.2.9.2 Submission of Environmental Tests Reports

The test reports of environmental parameters such as surface and ground water, soil, air and noise for the year 2020 have been submitted by both the contractors of CEIP-1 during the reporting month. The sample collection and analyses of these environmental parameters (including the laboratory analyses) have been carried out by CRTS (Consultancy Research & Testing Services), Khulna University of Engineering and Technology (KUET). The test reports are expected to receive by March, 2021.

3.2.9.3 Meeting with World Bank ISR Mission

The Environmental team of CEIP-1 virtually participated the Kick off meeting of World Bank TSR Mission on 22.3.2021 and also participated in the environmental meeting held on 24.2.2021, where various environment related issues were discussed in details. The important Environmental issues discussed in the meeting were as follows:

- Status of EHS qualities and their improvement;
- Status of EIA report of Package-3;
- Status of testing of environmental parameters for the year 2020;
- Status of grievance collection boxes at work site;
- Discussion on environmental issues as elaborated in the EHS monthly meeting for the month of February, 2021.
- Misc.

3.2.9.4 Renewal of Environmental Clearance for CEIP-1

Renewal of Environmental clearance certificate up to November 04, 2021 have been received from Department of Environment (DoE) on 28 February.

3.2.10 Environment-related information, Package-1

The Contractor, Package-1 has submitted some information related to environment for the month of February, 2021 as part of the regular exercise. The Contractor recruits no under-aged worker and workers' age is verified through cross checking their National ID Cards. The related information are provided in the following Table 3-11:

Table 3-11: Information for the month of February, 2021

Locations	No. of total workers in 4 Polders in this month		No. of Env. training and trainees in this month		No. of total accidents took place in this month	No. of env. grievance recorded this month	No. of problem faced for env. compliance in this month	Comments
	Local worker	Expatriate workers	No. of training	No. of trainee				
Polder 32	40	04	04	19	00	00	00	No accident occurred during this month
Polder 33	34	01	00	00	00	00	00	No accident occurred during this month
Polder 35/1	189	11	05	60	00	00	00	No accident occurred during this month
Khulna	10	10	10	00	00	00	00	No accident occurred during this month
Dhaka	02	01	00	00	00	00	00	No accident occurred during this month
Total	275	27	9	79	00	00	00	

3.2.11 Information of working areas, no. of workers involved (both local and expatriate) and steps taken by the Contractor, Package-1 on COVID-19 pandemic

The Contractor of Package-1 has been involved in various construction /civil activities where a number of local and expatriate workers/ staffs are involved. The works were continued at various work sites during the month of February, 2021 in the Pandemic situation. The Contractors took some emergency measures like provision of PPE, mask, hand gloves, hand sanitizer (containing 75% alcohol), checking of workers' temperature, disinfection of camp and work sites and imposition of some restrictions including social/personal distancing and preparation of isolation areas. Information on workers and work sites along with safety issues provided by the contractor during the reporting period are as follows Table 3-12:

Table 3-12: Information on locations of various work sites, involved number of workers and safety issues followed in Package-1 areas

Sl. No.	Location, Polder No. Work site	Type of work	No of workers involved during 01.01.2010 to 31.01.2021		Expected date of work completion	Comments
			Local	Expatriate		
1	Dacope Polder-32	Office work	20	04	2021.02.05	Use mask, hand gloves and temperature screening
2	KM40+000-KM42+200 Polder-32	Embankment	06	00	2021.02.27	Use mask and temperature screening
3	KM47+500-KM48+100 Polder-32	Embankment	06	00	2021.02.28	Use mask and temperature screening
5	Closure Dam Polder-32	Embankment	08	00	2021.02.22	Use mask and temperature screening
7	KM0+000-1+500 Polder-33	Back filling Embankment	27	01	2021.02.30	Use mask and temperature screening
8	KM48+152-49+300	Back filing	04	00	2021.02.30	Use mask and

Sl. No.	Location, Polder No. Work site	Type of work	No of workers involved during 01.01.2010 to 31.01.2021		Expected date of work completion	Comments
			Local	Expatriate		
	Polder-33	and slope cutting				temperature screening
9	KM47+870-48+170 Polder-33	Slope protection	03	00	2021.02.20	Use mask and temperature screening
10	Reyanda Polder-35/1	Embankment earth filling	60	00	2021.02.30	Use mask and temperature screening
11	Tafalbari Polder-35/1	C.C Block carrying to other locations	40	00	2021.02.25	Use mask and temperature screening
12	Pollimongal Polder-35/1	Sluice work & embankment earth filling	20	00	2021.02.26	Use mask and temperature screening
13	Khuriakhali Polder-35/1	Embankment earth filling	7	00	2021.02.28	Use mask and temperature screening
14	Tafalbari Polder-35/1	Office work	04	09	2021.02.28	Use mask and temperature screening
15	Bhadhaghat Polder-35/3	Embankment earth filling	58	02	2021.02.28	Use mask and temperature screening
16	Khulna	Office work	10	10	2021.02.28	Use mask, hand gloves and temperature screening
17	Dhaka	Office work	02	01	2021.02.28	Use mask and temperature screening
Total workers			275	27		

3.2.12 Novel coronavirus response, Package-1

Contractor, Package-1 has undertaken various measures to combat COVID-19 of their work force, which has also been carried out during the month of February, 2021 as has been described as follows:

- Temperature of all personnel taken every day and employ experienced personnel to take temperature and check, including office, camp, local construction, sluice and slope protection construction;
- All personnel shall wear masks during operation and shall be provided masks before going to work every day;
- Keep hands clean with hand sanitizer and disinfectant to avoid spreading of the virus;
- Thorough disinfection drive is conducted every Friday, including office areas, camps, prefabrication plants, construction vehicles and motor vehicles;
- Provision of PPE like surgical masks, medical gloves, eye mask to supporting staff (such as gate guard, police);
- Provision of training and awareness on prevention and safety issues related to Corona virus infection during toolbox talking.

Workers are not allowed any leave during work and leaving work site is forbidden strictly.

3.2.13 Noise measurement of Package-1

The Contractor, Package-2 has submitted some information related to environment for the month of February, 2021 as part of the regular exercise. The Contractor recruited no under-aged worker and workers' age is verified cross checking their National ID Cards. The related information are provided in table as follows Table 3-13.

Table 3-13: Environment related Information for the month of February, 2021

Location	No. of Total Workers in 6 Polders this Month		No. of environmental trainees in this month	No. of total accidents took place in this month	No. of total environmental grievance in this month	No. of problem faced for environmental compliance in this month	Comment
	Local Workers	Expatriate workers					
Polder 39/2C	109	13	75	0	0	0	No accident occurred during this month
Polder 40/2	215	10	170		0	0	No accident occurred during this month
Polder 41/1	230	8	185	0	0	0	No accident occurred during this month
Polder43/2C	155	7	130	1 at Construction site ds-1	0	0	A worker got finger injury and he was sent to the clinic immediately. He was allowed 1 day's leave for treatment and rest.
Polder 47/2	73	0	50	0	0	0	No accident during this month
Polder 48	194	9	155	1 at CC block site	0	0	One worker got minor leg injury and he was treated in clinic and got cured on the next day
Dhaka office	7	6	6				No accident during this month No accident during this month
Patuakhali office	6	6	5				No accident during this month
Total	989	59	776				

3.2.14 Information of working areas, no. of workers involved (both local and expatriate) and steps taken by the Contractor, Package-2 on COVID-19 pandemic

The Contractor of Package-2 has been involved in various construction /civil activities, where local and expatriate workers/ staffs are involved, although works have been affected due to COVID-19 situations. Most of the workers continued at various work sites during the month of February, 2021 in the prevailing COVID-19 pandemic situation as provided in the following Table 3-14:

Table 3-14: Work site information of Package 2, CEIP-1 during the period from 1.2.2021 to 28.2.2021

Sl. No.	Location, Polder No. Work site	Type of work	No of workers involved during 01.1.2021 to 31.1.2021		Expected date of work completion	Comments
			Local	Expatriate		
1	39/2C	<ul style="list-style-type: none"> Embankment work at km 45+100-50+567 CC Block Manufactured work Excavation work for DS-6 Replacement of sand for 	109	13	30 June 2021	Workers use PPE and COVID-19 measures

Sl. No.	Location, Polder No. Work site	Type of work	No of workers involved during 01.1.2021 to 31.1.2021		Expected date of work completion	Comments
			Local	Expatriate		
		DS-4 • Steel Bar binding work for Ds-4				
2	40/2	<ul style="list-style-type: none"> • Casting the concrete for DS-1 • Casting the concrete for DS-1 0 • Embankment work for K2-K4 • Embankment work for K10-K14 • Slope Protection work at Km 12+577 to Km 13+148 and k1 • Repairing work for fs-4 • Sand pipe work for DS-9 • Excavation work for ds 8 	215	10	30 June 2021	Workers use PPE and COVID-19 measures
3	41/1	<ul style="list-style-type: none"> • Casting the concrete for DS-3 • CC Block Manufactured • Embankment work for K1+200-1+700 • Embankment work :K1+750-K2+230 • Embankment work for 3+250-k5+300 	230	8	30 June 2021	Workers use PPE and COVID-19 measures
4	43/2C	<ul style="list-style-type: none"> • CC Block Manufactured work • Embankment work at Km 1 • Embankment work at Km3 • Embankment work at Km 9 • Casting the concrete for ds-1 and ds-4 and fs-1a • Formwork for fs-1 and ds-1 and fs-1a 	155	7	30 June 2021	Workers used PPE and took COVID-19 measures
5	47/2	<ul style="list-style-type: none"> • CC Block manufactured 	73	0	30 June 2021	Workers used PPE and took COVID-19 measures Workers use PPE and COVID-19 measures
6	48	<ul style="list-style-type: none"> • CC Block manufactured; • Embankment work at km 34+230-35+460 • Slope Protection work For KM 30+800-31+450 	194	9	30 June 2021	Workers used PPE and took COVID-19 measures
7.	Dhaka office	Administration and Supervisory works	7	6		
8.	Patuakhali office	Administration and Supervisory works	6	6		
Total workers			989	59		

Note: During this period, contractor has always provided the COVID-19 protective tools to workers, such as Mask, Hand Sanitizer and the 75% of alcohol, most important is they check workers' temperature everyday with Temperature measuring gun. And also, in every Polders' camp has prepared the isolation area.

3.2.15 Noise Measurement, Package-2

The automated CC manufacturing plants of Polder 39/2C are closed during the month of February, 2021. However, noise has been measured as caused by operation of generator mainly, used for various project related activities as operated in Polders 39/2C, 40/2, 41/1, 43/2C, 47/2 and 48 during the month of February, 2021. The noise levels of different work sites of these Polders are provided in Tables 15 to 20 as follows:

Table 3-15: Noise Records of Polder 39/2C

Noise Record of Polder 39/2C	
Monitoring month	February, 2021
Monitoring Locations:	Polder 39/2C - Camp Area, CC Block, Manufacturing plant & River Side
Monitoring Date	28-February -2021
Noise Meter Model	Digital sound level meter AS804
Major noise sources during monitoring	CC block manufacturing plant, Generator, CC block manufacturing plant
Location category	Mixed area
Generator Room (Outside) Yard-1 (X:486814.56 Y:501221.421) Yard-2 (X:486659.23 Y:500870.523) Yard-3 (X:479160.18 Y:497811.852)	58 46.5 46
Generator Room (Inside) Yard-1 (X: 486814.69 Y:501221.431) Yard-2 (X: 486654.22 Y:500870.548) Yard-3 (X: 479160.18 Y:497811.852)	67 50.2 51
CC Block Stack Area (80 M from Machine) x-486734.18, y-501289.32	44.1 45 45
Workshop Area x-486732.741, y-502101.72	48 49.1 49
Camp Area x-486715.108, y-502101.107	44 46.5 45
Community (East) x-486513.74, y-502104.15	46 46.7 47
Community (West) x-486789.23, y-502103.163	47.7 47 46
River Side x-486899.756, y-501973.934	40.5 41.2 42
Daytime standard of sound, dB (ECR 1997)	50(residential area); 60 (mixed area); 70 (commercial area); 75 (industrial area)
Daytime standard of sound, dB (WHO, 1999)	55 (residential); 55 (institutional); 55 (educational); 70 (commercial area); 75 (industrial area)

Table 3-16: Noise level of Polder 40/2

Noise Record: of Polder 40/2		
Monitoring month	February, 2021	
Monitoring Location	Polder 40/2, CC Block Manufacturing plant, camp	
Monitoring Date	28-February-2021(Day time)	
Noise Meter Model	Digital sound level meter AS804	
Major noise sources during monitoring	Generator, CC block manufacturing plant (manual)	
Location category	Mixed area	
Measurement results, dB	CC block casting area(E497100.876 N434366.099 2.90)	48.9 49 48.8
	Curing area(start point)(E497106.635 N434368.626 2.78)	50 49.5 48.8
	Curing area (end point)(E497090.418 N434360.046 2.31)	51.1 48 49.5
	Stacking area (E497126.491 N434341.003 2.88)	47 46.5 46
	Generator room (in side) (E497000.16 N434328.054 3.05)	66.4 50.2 50.8
	Generator room (out side) (E497000.25 N434328.054 3.05)	55.7 48.8 48

	Kitchen (E497101.516 N434323.099 2.64)	49.2 48 48.5
	Camp room No.1(E497100.876 N434366.099 2.66)	45 46.8 47
	Camp room No.2(E497121.312 N434331.878 2.65)	47 48.7 46
	Worker rest house(E497090.418 N434360.046 2.31)	48 48.7 49
Daytime standard of sound, dB(ECR, 1997)		50 (residential area); 60 (mixed area); 70 (commercial area); 75 (industrial area)
Daytime standard of sound, dB (WHO, 1999)		55 (residential); 55 (institutional); 55 (educational); 70 (commercial area); 75 (industrial area)

Table 3-17: Noise level of Polder 41/1

Polder 41/1 Noise Record		
Monitoring month:		February, 2021
Monitoring Location		Polder 41/1 Coordinates: N447305.458 E521446.412
Monitoring Date		28-February-2021(Day time)
Noise Meter Model		Digital sound level meter AS804
Major noise sources during monitoring		Generator, CC block pre-casting yard
Location category		Mixed area
Measurement results, dB	Generator room in side N447291.788 E521447.84	65.8 50.2 51
	Generator room out side N447291.788 E521450.00	57.6 48 48.8
	Curing area(start point) N447318.086 E521433.608	49.5 48.9 48
	Curing area(end point) N447305.458 E521446.412	49.4 48.5 48
	stacking area N447365.951 E521434.048	46 47.5 46
	Kitchen N447392.819 E52141.700	49.9 48.6 48.2
	House No.1 N447368.946 E521409.219	46 47.1 46.5
	House No.2 N447389.027 E521416.627	47 46.3 47.1
Daytime standard of sound, dB (ECR 1997)		50(residential area); 60 (mixed area); 70 (commercial area);75(industrial area)
Daytime standard of sound, dB (WHO, 1999)		55 (residential); 55 (institutional); 55 (educational); 70 (commercial area); 75 (industrial area)

Table 3-18: Noise level of Polder 43/2C

Polder 43/2C Noise Record		
Monitoring month:		February, 2021
Monitoring Location		Polder 43/2C,Construction camp Coordinates: N454928.496 E540920.040
Monitoring Date		28-February-2021 (Day time)
Noise Meter Model		Digital sound level meter AS804
Major noise sources during monitoring		labor working
Location category		Mixed area
Measurement results, dB	Camp area N454928.496 E540920.040	49.8 49 48
Daytime standard of sound, dB (ECR 1997)		50(residential area);60(mixed area);70(commercial area);75(industrial area)
Monitoring Location		Polder 43/2C, construction site Coordinates: N454740.798 E540181.012
Monitoring Date		28-February-2021 (Day time)
Noise Meter Model		Digital sound level meter AS804
Major noise sources during monitoring		Generator
Location category		Mixed area
Measurement results, dB	D/S 4 country side N454704.912 E540183.263	47.6 47 46.8
	D/S 4 river side N414704.965 E380021.121	45 46.7 46
	CC Block manufacture area	49.8 49 48.5
	Mixer machine	50.1 51.2 49.6
	Generator room in side	67.5 52.1 51

	Generator room out side	57.8 49.1 49.5
	F/S1a river side	49.5 48.5 49.4
	F/S1a country side N454704.912 E540183.263	51 52.5 52
	Mixer machine	48.8 49.1 50.2
	Generator room in side	68.7 50 50.3
	Generator room out side	56.7 48.3 48.1
Daytime standard of sound, dB (ECR 1997)		50(residential area);60(mixed area);70(commercial area);75(industrial area)
Daytime standard of sound, dB (WHO, 1999)		55 (residential); 55 (institutional); 55 (educational); 70 (commercial area); 75 (industrial area)

Table 3-19: Noise level of Polder 47/2

Polder 47/2 Noise Record		
Monitoring Month:		February, 2021
Monitoring Location		Polder 47/2 Coordinates: N423238.5061 E518603.9325
Table-Monitoring Date		28.02.2021 (Day time)
Noise Meter Model		Digital sound level meter AS804
Major noise sources during monitoring		Generator
Location category		Mixed area
Measurement results, dB	Mechanical area N423140.8130 E518585.0610	49.8 49.2 49
	CC Block casting yard N423082.1580 E518565.5899	48.8 49.1 48.5
	Kitchen N423202.3607 E518670.3063	49.8 49.5 48
	Outside of generator	58.4 48 49.2
	Inside of generator	69.6 51.2 50.3
Daytime standard of sound, dB (ECR 1997)		50(residential area);60(mixed area);70(commercial area);75(industrial area)
Daytime standard of sound, dB (WHO, 1999)		55 (residential); 55 (institutional); 55 (educational); 70 (commercial area); 75 (industrial area)

Table 3-20: Noise level of Polder 48

Monitoring Location		Polder 48, CC block yard Coordinates: N416325.431 E512365.154
Monitoring month		February, 2021
Monitoring Date:		28-February-2021
Noise Meter Model		Digital sound level meter AS804
Major noise sources during monitoring		Generator
Location category		Mixed area
Measurement results, dB	CC Mixer machine N416380.152 E512338.650	50.1 49.5 49.6
	Curing area (start point) N416365.201 E512314.320	48.5 49.1 48.5
	Curing area (end point) N416412.693 E512374.993	46.6 47.01 47
	Stacking area N416410.630 E512390.085	48 49.9 50
	Kitchen N416375.098 E512307.765	45.6 47.2 46.5
	House No.1 N416359.302 E512310.137	44.2 42.3 43.21
	House No.2 N416365.201 E512327.038	44.8 42.5 43.2
Daytime standard of sound, dB (ECR 1997)		50(residential area);60(mixed area);70(commercial area);75(industrial area)
Daytime standard of sound, dB (WHO, 1999)		55 (residential); 55 (institutional); 55 (educational); 70 (commercial area); 75 (industrial area)

3.2.16 Information on Grievance Collection Box (GCB)

The Contractors, Package-1 and Package-2, CEIP-1 have established grievance collection boxes at various work site locations so that the workers can submit their written grievances in disguise, which will be taken care by the Contractors to redress the grievance and thus improve the working atmosphere for the workers. At present there are 7 GCBs in Package-1 and 12 GCBs in Package-2 at various work sites. For this purpose, the workers were made aware to submit their complains in the GCBs. But no grievance/complain has been yet to lodge at any work site, as reported by the Contractors.

During the latest visit of Environmental team of CEIP-1 in Package-1 areas, 5 nos. of Grievance collection boxes (2nos. in Polder 32 and 3 nos. in Polder 35/1) have been instructed for relocation to less visible areas.

3.2.17 Recording of Workers' History

The Contractor, Package-2 is keeping/ maintaining various records of their workers specially information on their age, gender, medical history, contact details of next of kin to notify in case of accident and emergency. The recording is monitored by the Environmentalists of PMU, DDCS&PMS Consultants and Third-party M&E Consultants during their visits at field level.

3.2.18 Conservation of threatened species of Fish

The Contractor of Package-1 took initiatives for conservation of threatened fish species. As a part of this work the contractor have selected pond/water bodies/barrow pits for release of threatened fish fingerlings and delivered trainings to WMGs and local stakeholders/fish farmers. A total number of 20,000 threatened fish fingerlings have been released in four polders of Package-1 in selected pond/khal /borrow pit. The management and nursing of these released fish fingerlings has been handed over to WMA of that locality.

3.2.19 EAP/C-ESMP Monitoring

Monitoring of key EHS risk management according to EAP/C-ESMP in Package-1 and Package-2 have been carried out during the Month of February, 2021 are as follows:

3.2.20 Key EHS compliance Issues (Package-1)

Various key EHS measures complied based on EHS risk management in the light of EAP (in Package-1) during the month of February, 2021 are presented in Table 3-21 below:

Table 3-21: Measures taken on EHS Risk Management and EAP for Package-1

Sl. no.	Polder/site	Specific individual area	EHS Risk issues	Measures taken to mitigate the risk issues	Remarks
1	Polder 32 & 35/1 Re-sectioning of Embankment	Starting and ending of working length	May occur accident, top soil disruption	<ul style="list-style-type: none"> Demarcated all work sites clearly Installed cautionary/informative signals to indicate the entry and exits of vehicles and movement of construction equipment in the working area. Disposed of the excess soil at site with no objection from local authority. Conducted regular toolbox talk before starting the work Informed the community before the start of work Provided PPE to the workers 	

Sl. no.	Polder/site	Specific individual area	EHS Risk issues	Measures taken to mitigate the risk issues	Remarks
				during conduct of work <ul style="list-style-type: none"> Erected the wire up to enough height before starting and ending of the work Checked the physical condition of excavator regularly Checked the physical condition of compaction vehicle regularly Checked the physical condition of truck regularly Conducted training on driving safety at regular interval Borrow area of earth was fixed on agreement with land owners Documented all borrow agreements Complied borrow area excavation with safe distance from embankment as per technical specification. 	
2	Polder 32,35/1 & 35/3	Automatic CC manufacturing plants	Lockout-tagout (LOTO) of automatic plant	<ul style="list-style-type: none"> The CC plants are closed kept encircled by security enclosure 	No work during the month of February, 2021 in the automated CC manufacturing plants of these Polders
3	All work sites under Package-1	Covid-19 crisis	Spreading infection of novel corona virus	<ul style="list-style-type: none"> Strengthening the body resistance through providing enough potable and required medicine Checking the body temperature before entrance in the work sites Reduce the work load Make arrangement for hand washing/hand sanitizer Maintaining the required physical distance Provided additional PPE with regard to Covid-19 situation Enhancement of awareness training to the workers for checking contamination of COVID-19 	

3.2.21 Key EHS compliance (Package-2)

Various key EHS measures complied based on EHS risk management in the light of C-ESMP (in Package-2) during the month of February, 2021 are presented in the Table 3-22:

Table 3-22: Measures taken on EHS Risk Management and C-ESMP for Package-2

Sl. no.	Polder/site	Specific individual area	EHS Risk issues	Measures taken to mitigate the risk issues	Remarks
1.	39/2C, (Automatic CC plants), 40/2,41/1, 43/2C, 47/2 and 48 CC block manufacturing (by mixer machine) plant.		Lockout-tagout (LOTO) of automatic CC plant of Polder 39/2C	<ul style="list-style-type: none"> The CC block manufacturing plants are closed and kept encircled by security enclosure 	
			Stockpile area	<ul style="list-style-type: none"> Sprayed water at regular intervals Maintained safe height of the stockpile Provided coverage of stockpiled materials 	
			Electric firing	<ul style="list-style-type: none"> Checked the switch board and wire system regularly Provided fire extinguisher and sand at strategic locations 	
			Fuel Storage	<ul style="list-style-type: none"> Established fuel storage shed Paved the fuel storage area Provided firefighting equipment and checked the expiration date of hydrants Avoided underground storage of fuel Maintained minimum distance during fueling and re-fueling Made available of fuel absorbent facility at site 	
			Forklift	<ul style="list-style-type: none"> Maintained Speed limit Prepared Safe operation manual Provided separate lane for pedestrians and forklift 	
			Waste storage and disposal	<ul style="list-style-type: none"> Provided separate collection bins for different waste types Installed designated dumping area Installed decanting boxes Established facility for collection of industrial waste Ensured safe waste disposal 	
2.	Polder 40/2, 41/1, 43/2C& 48 Re-sectioning of Embankment and slope protection works of Polders 40/2 and Polder 48	Starting and ending of working length	May occur accident, top soil disruption	<ul style="list-style-type: none"> Installed cautionary/informative signals to indicate the entry and exits of vehicles and safe movement of construction equipment in the working area. Disposed of excess soil at site with no objection from local authority. Erected the wire up to enough height before starting and ending of the work Checked the physical condition of excavator regularly Checked the physical condition of compaction vehicle regularly Checked the physical condition of truck regularly Conducted training on driving safety at regular interval Borrow area of earth was fixed on agreement with land owners Documented all borrow agreements 	

Sl. no.	Polder/site	Specific individual area	EHS Risk issues	Measures taken to mitigate the risk issues	Remarks
				<ul style="list-style-type: none"> Complied barrow area excavation with safe distance from embankment as per technical specification. 	
3.	All Polders under Package-2	Covid-19 crisis	Spreading of the germ of novel corona virus	<ul style="list-style-type: none"> Checking of body temperature of workers by experienced personnel at all work sites before entrance. Reduce the work load Make arrangement for hand washing/hand sanitizer Maintaining the required distance Provided additional PPE regard to Covid-19 situation Improvement of workers' awareness on control of outbreak and spread of COVID-19 	

3.2.22 Progress of Mechanical Works

With regard to mechanical aspects the following activities were performed.

Package-1

The fabrication of all New Gates & Hoisting devices has been completed and already been carried to the site and installation of the devices is going on.

Package-2

Shop Drawings of Gates and Hoists approved and sent to the Contractor to start fabrication work in China. Pre-Fabrication material test was done at BUET and found in order. Gates and Hoists are being fabricated in China. Already 103 sets of gates and hoists have been arrived at site up to February, 2021. Inspection and testing of these Gates have already been done. Contractor has been advised to install these Gates as early as possible. 10 Nos. gates have been partially installed in the completed structures. The Contractor has been advised to bring the remaining Gates and hoists at the earliest possible time to complete the Drainage and Flushing Sluices in all respect to make those functional.

Package-3

Remaining Design of Flushing cum Drainage Regulators for Package-3 has got approval from BWDB Design Office. With this all the mechanical Design works in connection with Package-3, CEIP-1 has been completed.

3.3 Task B: Prepare Design, Bid Documents, EIAs, RAP, etc. for Package-3 Polders

3.3.1 Design

The detailed information with regard to status of preparation and approval of the design of different items of works of Package-3 has been shown in the Table 3-23 below:

Table 3-23: Status of Design for Package-3

Sl No.	Polder	Embankment (Km)			Drainage Channel (Km)			Drainage Sluice (No.)			Flushing Sluice (No.)		
		Target	Achievement		Target	Achievement		Target	Achievement		Target	Achievement	
			Design Prepared	Design Approved		Design Prepared	Design Approved		Design Prepared	Design Approved		Design Prepared	Design Approved
1	14/1	31.25	31.25	31.25	13.23	13.23	13.23	4	4	4	1	1	1
2	15	30.78	30.78	30.78	15.44	15.44	15.44	4	4	4	0	0	0
3	16	44.75	44.75	44.75	47.90	47.90	47.90	17	17	17	0	0	0
4	17/1	38.50	38.50	38.50	35.80	35.80	35.80	10	10	10	0	0	0
5	17/2	11.00	11.00	11.00	12.40	12.40	12.40	3	3	3	0	0	0
6	23	36.70	36.70	36.70	31.50	31.50	31.50	12	12	12	12	12	12
7	34/3	17.00	17.00	17.00	11.10	11.10	11.10	3	3	3	6	6	6
Total =		209.98	209.98	209.98	167.37	167.37	167.37	53	53	53	19	19	19

River Bank Protection Works (Km)			Embankment Slope Protection Works (Km)			Gates & Hoists					
Target	Achievement		Target	Achievement		Target	Drainage Sluice (No.)		Target	Flushing Sluice (No.)	
	Design Prepared	Design Approved		Design Prepared	Design Approved		Design Prepared	Design Approved		Design Prepared	Design Approved
0.00	0.00	0	4.78	4.78	4.78			0		0	0
1.60	1.60	1.60	0.00	0.00	0			0		0	0
0.00	0	0	0.00	0	0			0		0	0
0.00	0	0	0.00	0	0			0		0	0
0.00	0	0	0.00	0	0			0		0	0
0.00	0	0	0.00	0	0			0		0	0
0.00	0	0	0.00	0	0			0		0	0
1.60	1.60	1.60	4.78	4.78	4.78	1	1	1	1	1	1

3.3.2 Bidding Document of Package-3

Preparation of the Bidding Documents based on estimate prepared on the basis of draft design submitted to the concerned design office for approval had been completed and submitted to PMU on 17th October, 2019. As per Aide-Memoire of the WB Implementation Support Review Mission during 16th August, 2020 to 20th August, 2020, the submitted Bid Documents are to be updated based on the approved design of the related works and to be submitted to the PMU by March, 2021.

3.3.3 Preparation of EIA of Package-3

Review of all the 7 EIA reports of Polder-3 (Polders 14/1, 15, 16, 17/1, 17/2, 23 and 34/3) have been reviewed along with responses of World Bank's latest comments made during the latest visit of the World Bank Mission. Draft Final EIA reports of 7 polders have been submitted to PMU for their observation and onward transmission to the World Bank.

3.3.4 RAP Preparation of Package-3

The design crest level has been increased from 4.50 m to 6.00 m with the instruction of BWDB and the design of embankment was approved accordingly. At present, the LAP is being updated

in accordance with the approved design of embankment. However, the RAP submitted earlier has also to be updated based on updated LAP.

3.3.5 LAP Preparation for Package-3

BWDB had decided to change the design of embankment providing the crest width 6.00m instead of 4.50 m. At the present context, the designs of embankment have been approved by the Design Circle-5, BWDB considering the crest width 6.00 m. The Works of Package-3 proposes to acquire 85.95 ha land for improvement of Seven Polders. The 3rd Package is likely to displace 4,785 households (HH) and other units. But all these activities will require updated in accordance with the revised LAP.

3.4 Task C: Supervise Construction & Administer Contract of Package-1

3.4.1 Introduction

The Progress report covers the events up to 28th February, 2021. The Contract for Package-1 was signed on 1st November, 2015 for the execution of Rehabilitation/ Reconstruction and Upgrading of Polder-32; Polder-33; Polder 35/1 and 35/3 under Package-1. The date of formal commencement of work was on 26th January, 2016.

As of 28th February 2021, the Contractor has brought all the 58 new gate hoisting devices for the Drainage Sluices as per the revised design at site.

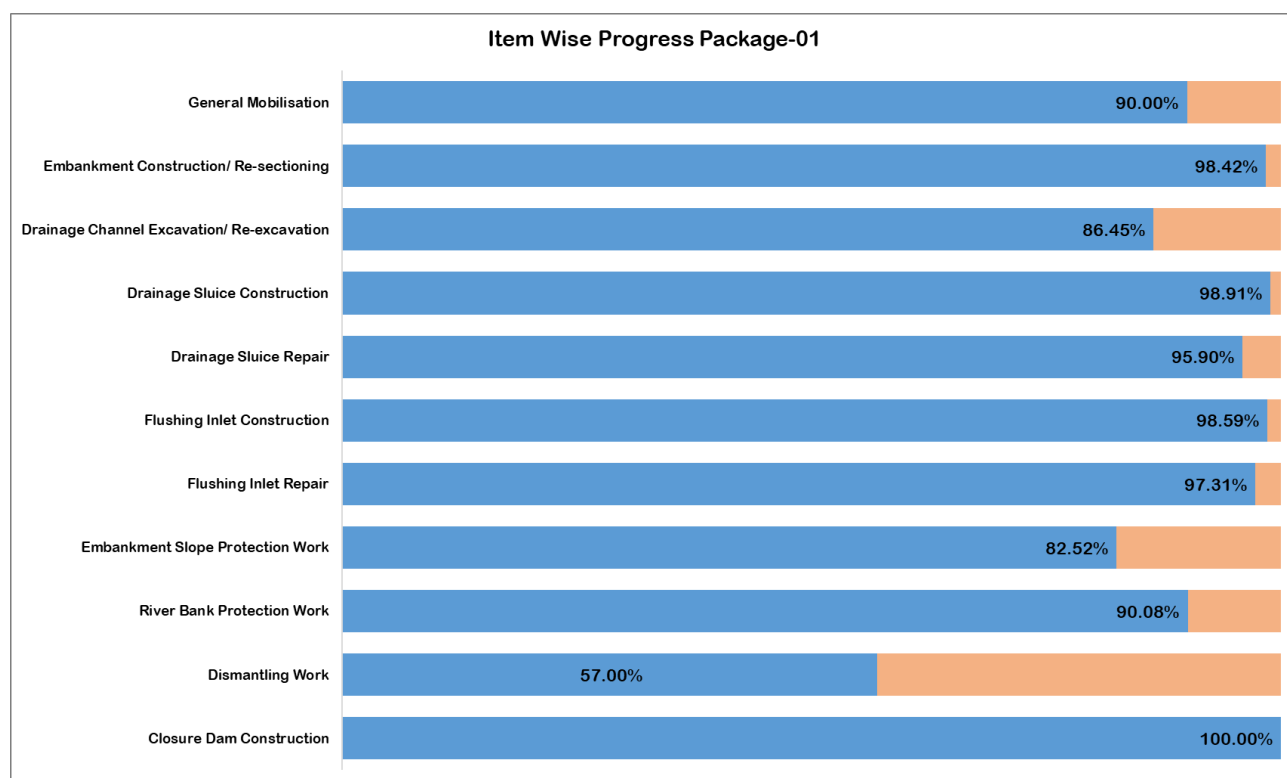


Figure 3-1: Item Wise Progress of Package-1

3.4.2 Physical Progress (Mile Stone Matrix)

Table 3-24: Physical Works Status of Package-1 as on February, 2021

Item	Unit	RF Target	Revised Quantity	Tentative Program FY 2020-2021		Cumulative upto June 2020		Cumulative upto 31 January 2021		Current Month		Cumulative upto 28 February 2021		Cumulative During FY 2020-21	
				Full	Part	Completed	Partially Completed	Completed	Partially Completed	Completed	Partially Completed	Completed	Partially Completed	Completed	Partially Completed
1	2	3	4	5	6	7	8	9	10	11=(13-9)	12	13	14	15=(13-7)	16
General Mobilization	LS	-	-	-	0	90.00%		90.00%		0.000		90.00%		0.00%	
Embankment Construction/Re-sectioning	Km	200.617	200.617	39.609	0	161.008	19.517	175.344	5.495	4.035	1.212	179.379	1.212	18.37	1.212
						93.61%		97.46%		0.96%		98.42%		4.81%	
Drainage Channel Excavation/Re-excavation	Km	151.210	150.299	18.48	0	131.82	0.000	136.80	0.000	0.000	0.000	136.80	0	4.98	0.00
						83.12%		86.45%		0.00%		86.45%		3.34%	
Drainage Sluice Construction	No.	38	38	0	0	38	0	38	0	0	0	38	0	0	0
						98.35%		98.91%		0.00%		98.91%		0.57%	
Drainage Sluice Repair	No.	2	2	0	0	2	0	2	0	0	0	2	0	0	0
						95.90%		95.90%		0.00%		95.90%		0.00%	
Flushing Inlet Construction	No.	30	29	0	0	29	0	29	0	0	0	29	0	0	0
						98.27%		98.59%		0.00%		98.59%		0.32%	
Flushing Inlet Repair	No.	14	14	1	0	13	1	13	1	1	0	14	0	1	0
						96.33%		96.33%		0.98%		97.31%		0.98%	
Embankment Slope Protection Work	Km	19.966	19.766	5.600	0	14.166	-	14.366	-	3.750	-	18.116	-	3.95	0.00
						82.34%		82.39%		0.14%		82.52%		0.19%	
River Bank Protection Work	Km	4.45	4.25	0.100	0	4.150	-	4.250	-	0.000	-	4.250	-	0.10	0.00
						89.88%		90.08%		0.00%		90.08%		0.20%	
Closure Dam Construction	No.	1	1	1	0	100% of the foundation & 100% Closing of the Closure works	90% Protection Work of the Closure	100% of the foundation & 100% Closing of the Closure works & 100% Protection Work of the Closure		0% of the foundation,	0% Closing of the Closure works & 1.10% Protection Work of the Closure	100% of the foundation & 100% Closing of the Closure works & 100% Protection Work of the Closure		0% of the foundation, 0% Closing of the Closure works & 10% Protection Work of the Closure	

Table 3-25: Polder wise Physical Works status of Package-1 as on February, 2021

Package No	Polder No	Progress for Construction of Drainage sluices								Progress for Construction of Flushing Sluices							
		Number of DS	Dropped	Revised target of DS	100% Completed	Ongoing	Yet to Start	Overall Progress (%)	Sluice in operation.	Number of FS	Dropped	Revised target of FS	100% Completed	Ongoing	Yet to Start	Overall Progress (%)	Sluice in Operation
1	32	8	0	8	8	0	0	100.00%	3	2	1	1	1	0	0	100.00%	0
	33	12	0	12	12	0	0	100.00%	0	12	6	6	6	0	0	100.00%	0
	35/1	15	1	14	14	0	0	100.00%	0	16	4	12	12	0	0	100.00%	0
	35/3	4	0	4	4	0	0	100.00%	2	10	0	10	10	0	0	100.00%	10
	Total	39	1	38	38	0	0	98.91%	5	40	11	29	29	0	0	98.59%	10

Package No	Polder No	Progress for Repair of Drainage Sluices								Progress for Repair of Flushing Sluices							
		Number of DS	Number of Dropped	Revised target of DS Repair	100% Completed	Ongoing	Yet to Start	Overall Progress (%)	Sluice in operation.	Number of FS	Number of Dropped	Revised target of FS Repair	100% Completed	Ongoing	Yet to Start	Overall Progress (%)	Sluice in operation.
1	32	0	0	0	0	0	0	NA	0	19	13	6	6	0	0	100.00%	0
	33	0	0	0	0	0	0	NA	0	6	3	3	3	0	0	100.00%	0
	35/1	2	0	2	2	0	0	95.90%	0	3	0	3	3	0	0	100.00%	0
	35/3	0	0	0	0	0	0	NA	0	2	0	2	2	0	0	100.00%	0
	Total	2	0	2	2	0	0	95.90%	0	30	16	14	14	0	0	97.31%	0

Package No	Polder No	Progress for Bank Protection Work			Summary of Slope Protection Work			Progress for Excavation / Re-excavation of Drainage Channel				Summary of CC Block Production Status		
		Target Length (Km)	Completed Length (Km)	% Completed	Target Length (Km)	Completed Length (Km)	% Completed	Number of Canals	RF Target Length (Km)	Completed Length (Km)	% Completed	Target Quantity	Production Quantity	% Completed
Package 1	32	2.000	2.000	100.00%	3.30	3.300	100.00%	7	17.00	17.00	100.00%	1,918,027	1,886,840	98.37%
Package 1	33	1.300	1.300	100.00%	4.02	4.016	100.00%	13	62.83	62.83	100.00%	1,619,763	1,285,083	79.34%
Package 1	35/1	0.800	0.800	100.00%	11.75	10.100	85.96%	18	70.47	56.97	80.84%	3,628,072	2,919,991	80.48%
Package 1	35/3	0.150	0.150	100.00%	0.70	0.700	100.00%	2	0.00	0.00	NA	220,567	220,567	100.00%
Package 1	4.250	4.250	90.08%	19.766	18.116	82.52%	40	150.299	136.799	86.45%	7,386,429	6,312,481	85.46%	

Package No	Polder No	Progress of Construction / Re-sectioning of Embankment											Partly Completed			
		Target Length (Km)	Completed Length (Km)	% Completed	New Emb. Length (Km)	Completed New Emb. Length (Km)	% Completed	Resectioning Length (Km)	Completed Resectioning Length (Km)	% Completed	Retd. Emb. Length (Km)	Completed Retd. Emb. Length (Km)	% Completed	New Emb. Length (Km)	Resectioning Length (Km)	Retd. Emb. Length (Km)
Package 1	32	49.666	49.322	99.31%	0.00	0.00	NA	30.70	30.36	98.88%	18.96	18.96	100.01%	0.000	0.345	0.000
Package 1	33	49.154	43.370	88.23%	0.00	0.00	NA	44.33	38.77	87.47%	4.83	4.60	95.24%	0.000	0.000	0.230
Package 1	35/1	61.972	48.922	78.94%	0.00	0.00	NA	55.35	44.70	80.76%	6.62	4.22	63.76%	0.000	0.000	0.527
Package 1	35/3	39.825	37.765	94.83%	0.00	0.00	NA	28.90	26.95	93.25%	10.93	10.82	98.99%	0.000	0.000	0.110
Package 1	200.617	179.379	98.42%	0.000	0.000	NA	159.274	140.775	88.39%	41.34	38.60	93.37%	0.000	0.345	0.867	

Table 3-26: Detailed information of Construction Status of Embankment of Package-1

#	Polder	Location	Status of Work	Length (Km)	Starting Chainage (Km)	End Chainage (Km)	Type of Work (New/ Retd./ Resectioning)	LA Problem	LA - Current Status	Required Earthwork Quantity (Cum)	Completed Earthwork Quantity (Cum)	Required Dressing & Turfing (Sqm)	Completed Dressing and turfing (Sqm)	Completed Earthwork %	Completed Dressing and turfing %	Progress as of Feb 2021	Completed Length (km)	Partly Completed Length (km)	Remarks
Package 1																			
1	32	Nalian	Ongoing	0.483	0.000	0.483	Resectioning	N	NA	23,228	23,228	10,272	9,500	100.00%	92.49%	99.40%	0.483	0.000	Work in Progress
2	32	Nalian	Ongoing	1.393	0.483	1.876	Retired	N	NA	63,519	63,519	29,624	25,500	100.00%	86.08%	98.89%	1.393	0.000	Work in Progress
3	32	Gunari	Ongoing	0.624	1.876	2.500	Resectioning	N	NA	29,858	29,858	13,270	11,500	100.00%	86.66%	98.93%	0.624	0.000	Work in Progress
4	32	Gunari	Ongoing	2.690	2.500	5.190	Retired	N	NA	141,764	141,764	57,207	50,500	100.00%	88.28%	99.06%	2.690	0.000	Work in Progress
5	32	Gunari	Ongoing	0.480	5.190	5.670	Resectioning	N	NA	14,075	14,075	10,208	9,187	100.00%	90.00%	99.20%	0.480	0.000	Work in Progress
6	32	Gunari	Ongoing	0.280	5.670	5.950	Retired	N	NA	15,209	15,209	5,955	5,500	100.00%	92.36%	99.39%	0.280	0.000	Work in Progress
7	32	kalabogi	Ongoing	1.300	5.950	7.250	Resectioning	N	NA	47,121	47,120	27,647	25,000	100.00%	90.43%	99.23%	1.300	0.000	Work in Progress
8	32	kalabogi	Ongoing	1.800	7.250	9.050	Retired	N	NA	84,911	84,911	38,280	38,000	100.00%	99.27%	99.94%	1.800	0.000	Work in Progress
9	32	Vita Bhanga	Ongoing	1.167	9.050	10.217	Resectioning	N	NA	27,523	27,523	24,818	20,000	100.00%	80.59%	98.45%	1.167	0.000	Work in Progress
10	32	Vita Bhanga	Ongoing	0.333	10.217	10.550	Retired	N	NA	12,255	12,250	7,082	7,000	99.96%	98.84%	99.87%	0.333	0.000	Work in Progress
11	32	Vita Bhanga & Joynagar	Ongoing	1.789	10.550	12.339	Resectioning	N	NA	37,410	37,410	38,046	30,000	100.00%	78.85%	98.31%	1.789	0.000	Work in Progress
12	32	Joynagar	Ongoing	0.429	12.339	12.768	Retired	N	NA	15,449	15,449	9,123	-	100.00%	0.00%	92.00%	0.429	0.000	Work in Progress
13	32	Joynagar	Ongoing	0.760	12.768	13.528	Resectioning	N	NA	15,933	15,933	16,163	-	100.00%	0.00%	92.00%	0.760	0.000	Work in Progress
14	32	Jaliyakhali	Ongoing	0.772	13.528	14.300	Retired	N	NA	32,299	32,299	16,418	-	100.00%	0.00%	92.00%	0.772	0.000	Work in Progress
15	32	Jaliyakhali	Ongoing	1.415	14.300	15.715	Resectioning	N	NA	26,458	26,458	30,992	30,000	100.00%	99.69%	99.98%	1.415	0.000	Work in Progress
16	32	Jaliyakhali	Ongoing	1.040	15.715	16.755	Retired	N	NA	45,253	45,253	22,117	-	100.00%	0.00%	92.00%	1.040	0.000	Work in Progress
17	32	Kamarkhola	Ongoing	1.603	16.755	18.358	Resectioning	N	NA	37,848	30,000	34,090	-	79.26%	0.00%	72.92%	1.258	0.345	Work in Progress
18	32	Kamarkhola	Ongoing	0.957	18.358	19.315	Retired	N	NA	37,999	37,999	20,352	15,000	100.00%	73.70%	97.90%	0.957	0.000	Work in Progress
19	32	Kamarkhola	Ongoing	0.959	19.315	20.274	Resectioning	N	NA	16,267	16,267	20,395	20,000	99.90%	98.06%	99.75%	0.959	0.000	Work in Progress
20	32	Kamarkhola	Ongoing	1.083	20.274	21.357	Retired	N	NA	40,650	40,650	23,032	-	100.00%	0.00%	92.00%	1.083	0.000	Work in Progress
21	32	Kamarkhola	Ongoing	3.814	21.357	25.171	Resectioning	N	NA	49,814	49,814	81,111	70,000	100.00%	86.30%	98.90%	3.814	0.000	Work in Progress
22	32	Kalinagar	Ongoing	0.801	25.171	25.972	Retired	N	NA	26,259	26,250	17,035	15,000	99.97%	88.06%	99.01%	0.801	0.000	Work in Progress
23	32	Kalinagar & Sutarkhali	Ongoing	4.556	25.972	30.528	Resectioning	N	NA	68,868	68,868	96,891	80,000	100.00%	82.57%	98.61%	4.556	0.000	Work in Progress
24	32	Sutarkhali	Ongoing	0.144	30.528	30.672	Retired	N	NA	5,221	5,221	3,062	-	100.00%	0.00%	92.00%	0.144	0.000	Work in Progress
25	32	Sutarkhali	Ongoing	0.577	30.672	31.249	Resectioning	N	NA	9,238	9,238	12,271	-	100.00%	0.00%	92.00%	0.577	0.000	Work in Progress
26	32	Sutarkhali	Ongoing	0.621	31.249	31.870	Retired	N	NA	32,273	32,273	13,207	-	100.00%	0.00%	92.00%	0.621	0.000	Work in Progress
27	32	Sutarkhali	Ongoing	0.312	31.870	32.182	Resectioning	N	NA	11,679	11,679	6,635	-	100.00%	0.00%	92.00%	0.312	0.000	Work in Progress
28	32	Sutarkhali	Ongoing	0.251	32.182	32.433	Retired	N	NA	9,696	9,696	5,338	-	100.00%	0.00%	92.00%	0.251	0.000	Work in Progress
29	32	Sutarkhali	Ongoing	3.294	32.433	35.727	Resectioning	N	NA	65,968	65,968	70,052	60,000	100.00%	85.65%	98.85%	3.294	0.000	Work in Progress
30	32	Sutarkhali	Ongoing	0.838	35.727	36.565	Retired	N	NA	38,549	38,549	17,821	15,000	100.00%	84.17%	98.73%	0.838	0.000	Work in Progress
31	32	Sutarkhali	Ongoing	2.395	36.565	38.960	Resectioning	N	NA	56,875	56,875	50,934	-	100.00%	0.00%	92.00%	2.395	0.000	Work in Progress
32	32	kalabogi	Ongoing	2.950	38.960	41.910	Retired	N	NA	134,676	134,676	62,737	-	100.00%	0.00%	92.00%	2.950	0.000	Work in Progress
33	32	kalabogi	Ongoing	1.136	41.910	43.046	Resectioning	N	NA	42,409	42,409	24,159	-	100.00%	0.00%	92.00%	1.136	0.000	Work in Progress
34	32	kalabogi	Ongoing	0.346	43.046	43.392	Retired	N	NA	15,286	15,286	7,358	-	100.00%	0.00%	92.00%	0.346	0.000	Work in Progress
35	32	kalabogi	Ongoing	0.977	43.392	44.369	Resectioning	N	NA	52,885	52,885	22,904	-	100.00%	0.00%	92.00%	0.977	0.000	Work in Progress
36	32	kalabogi	Ongoing	0.797	44.369	45.266	Retired	N	NA	47,680	47,680	16,950	-	100.00%	0.00%	92.00%	0.797	0.000	Work in Progress
37	32	kalabogi	Ongoing	1.283	45.266	46.549	Resectioning	N	NA	33,848	33,848	27,285	-	100.00%	0.00%	92.00%	1.283	0.000	Work in Progress
38	32	Nalian	Ongoing	0.216	46.549	46.765	Retired	N	NA	11,062	11,062	4,594	4,000	100.00%	87.08%	98.97%	0.216	0.000	Work in Progress
39	32	Nalian	Ongoing	0.318	46.765	47.083	Resectioning	N	NA	9,915	9,915	6,763	-	100.00%	0.00%	92.00%	0.318	0.000	Work in Progress
40	32	Nalian	Ongoing	0.251	47.083	47.334	Retired	N	NA	15,967	15,967	5,338	5,000	100.00%	93.67%	99.49%	0.251	0.000	Work in Progress
41	32	Nalian	Ongoing	1.361	47.334	48.695	Resectioning	N	NA	49,268	49,268	28,944	-	100.00%	0.00%	92.00%	1.361	0.000	Work in Progress
42	32	Nalian	Ongoing	0.971	48.695	49.666	Retired	N	NA	65,931	65,931	20,650	10,000	100.00%	48.43%	95.87%	0.971	0.000	Work in Progress
43	33	Banishanta	Ongoing	0.474	0.000	0.474	Retired	Y	NA	24,964	24,964	9,084	4,000	100.00%	44.03%	95.52%	0.374	0.100	Work in Progress
44	33	Banishanta	Ongoing	0.584	0.474	1.058	Resectioning	N	NA	11,192	11,192	11,192	7,000	100.00%	62.54%	97.00%	0.584	0.000	Work in Progress
45	33	Purbo dangmari	Ongoing	0.492	1.058	1.550	Retired	N	NA	9,429	9,429	9,429	4,000	100.00%	42.42%	95.39%	0.492	0.000	Work in Progress
46	33	Dangmari	Completed	1.290	1.550	2.840	Resectioning	N	NA	24,723	24,723	24,723	24,723	100.00%	100.00%	100.00%	1.290	0.000	Work is Completed
47	33	Dangmari	Completed	0.461	2.840	3.301	Retired	N	NA	8,835	8,835	8,835	8,835	100.00%	100.00%	100.00%	0.461	0.000	Work is Completed
48	33	Dangmari to khajira	Completed	5.305	3.301	8.606	Resectioning	N	NA	101,669	101,669	101,669	101,669	100.00%	100.00%	100.00%	5.305	0.000	Work is Completed
49	33	khajura	Completed	0.101	8.606	8.707	Retired	N	NA	1,936	1,936	1,936	1,936	100.00%	100.00%	100.00%	0.101	0.000	Work is Completed
50	33	Khajura	Completed	0.283	8.707	8.990	Resectioning	N	NA	5,424	5,424	5,424	5,424	100.00%	100.00%	100.00%	0.283	0.000	Work is Completed
51	33	Burir Dabor	Completed	0.175	8.990	9.165	Retired	N	NA	3,354	3,354	3,354	3,354	100.00%	100.00%	100.00%	0.175	0.000	Work is Completed
52	33	Burir Dabor	Completed	1.863	9.165	11.028	Resectioning	N	NA	35,742	35,742	35,742	35,742	100.00%	100.00%	100.00%	1.863	0.000	Work is Completed
53	33	Burir Dabor	Yet to Start	0.499	11.028	11.527	Resectioning	N	NA	-	-	-	-	0.00%	0.00%	0.00%	0.000	0.000	Pavement Road.
54	33	Burir Dabor to Bon lawdob	Ongoing	2.563	11.527	14.090	Resectioning	N	NA	49,062	49,062	49,062	30,000	100.00%	61.15%	96.89%	2.563	0.000	Work in Progress
55	33	Bon lawdob to Gaziri	Completed	0.739	14.090	14.829	Retired	N	NA	14,163	14,163	14,163	14,163	100.00%	100.00%	100.00%	0.739	0.000	Work is Completed
56	33	Gaziri to Ramnagar	Completed	2.293	14.829	17.122	Resectioning	N	NA	43,945	43,945	43,945	43,945	100.00%	100.00%	100.00%	2.293	0.000	Work is Completed
57	33	Ramnagar	Completed	0.528	17.122	17.650	Retired	N	NA	10,119	10,119	10,119	10,119	100.00%	100.00%	100.00%	0.528	0.000	Work is Completed
58	33	Ramnagar	Ongoing	1.582	17.650	19.232	Resectioning	N	NA	31,622	30,319	31,622	31,622	95.88%	100.00%	96.21%	1.582	0.000	Work in Progress
59	33	Thakurbari to khagraghat	Yet to Start	2.620	19.232	21.852	Resectioning</												

Bangladesh Water Development Board (BWDB)
Coastal Embankment Improvement Project, Phase-1 (CEIP-1)

#	Polder	Location	Status of Work	Length (Km)	Starting Chainage (Km)	End Chainage (Km)	Type of Work (New/ Retd./ Resectioning)	LA Problem	LA - Current Status	Required Earthwork Quantity (Cum)	Completed Earthwork Quantity (Cum)	Required Dressing & Turfing (Sqm)	Completed Dressing and turfing (Sqm)	Completed Earthwork %	Completed Dressing and turfing %	Progress as of Feb 2021	Completed Length (km)	Partly Completed Length (km)	Remarks
71	35/1	Fashiatola	Completed	0.750	0.000	0.750	Resectioning	N	NA	28,944	28,944	20,250	20,250	100.00%	100.00%	100.00%	0.750	0.000	Work is Completed
72	35/1	Fashiatola	Completed	1.300	0.750	2.050	Resectioning	N	NA	51,044	51,044	35,100	35,100	100.00%	100.00%	100.00%	1.300	0.000	Work is Completed
73	35/1	Fashiatola	Ongoing	0.600	2.050	2.650	Retired	N	NA	23,559	23,559	10,600	-	100.00%	0.00%	92.00%	0.600	0.000	Work in Progress
74	35/1	East Amtoli	Ongoing	1.250	2.650	3.900	Retired	N	NA	49,081	49,081	21,750	-	100.00%	0.00%	92.00%	1.250	0.000	Work in Progress
75	35/1	East Amtoli	Ongoing	0.300	3.900	4.200	Resectioning	N	NA	11,779	11,779	3,300	-	100.00%	0.00%	92.00%	0.300	0.000	Work in Progress
76	35/1	Kumarkhali	Ongoing	0.700	4.200	4.900	Resectioning	N	NA	27,485	27,485	7,700	-	100.00%	0.00%	92.00%	0.700	0.000	Work in Progress
77	35/1	Kumarkhali	Ongoing	0.250	4.900	5.150	Resectioning	N	NA	9,816	9,816	2,750	-	100.00%	0.00%	92.00%	0.250	0.000	Work in Progress
78	35/1	Kumarkhali	Ongoing	1.100	5.150	6.250	Resectioning	N	NA	43,191	43,191	27,300	-	100.00%	0.00%	92.00%	1.100	0.000	Work in Progress
79	35/1	Kumarkhali	Ongoing	0.750	6.250	7.000	Resectioning	N	NA	29,449	29,449	17,850	-	100.00%	0.00%	92.00%	0.750	0.000	Work in Progress
80	35/1	Khontakata	Ongoing	3.000	7.000	10.000	Resectioning	N	NA	117,795	117,795	69,000	-	100.00%	0.00%	92.00%	3.000	0.000	Work in Progress
81	35/1	Boraitola	Ongoing	2.300	10.000	12.300	Resectioning	N	NA	81,148	81,148	50,600	-	100.00%	0.00%	92.00%	2.300	0.000	Work in Progress
82	35/1	Boraitola	Ongoing	1.700	12.300	14.000	Retired	N	NA	67,073	67,073	44,900	-	100.00%	0.00%	92.00%	1.700	0.000	Work in Progress
83	35/1	Boraitola	Ongoing	1.005	14.000	15.005	Resectioning	N	NA	39,652	39,652	23,115	-	100.00%	0.00%	92.00%	1.005	0.000	Work in Progress
84	35/1	Boraitola	Ongoing	0.925	15.005	15.930	Resectioning	N	NA	36,320	36,320	21,275	-	100.00%	5.25%	92.42%	0.925	0.000	Work in Progress
85	35/1	Rajoir	Completed	2.990	15.930	18.920	Resectioning	N	NA	188,824	188,824	88,030	88,030	100.00%	100.00%	100.00%	2.990	0.000	Work is Completed
86	35/1	Chal Rayenda	Completed	1.060	18.920	19.980	Resectioning	N	NA	41,621	41,621	32,860	32,860	100.00%	100.00%	100.00%	1.060	0.000	Work is Completed
87	35/1	Chal Rayenda	Ongoing	0.020	19.980	20.000	Resectioning	N	NA	785	785	620	-	100.00%	0.00%	92.00%	0.020	0.000	Work in Progress
88	35/1	Tafalbari	Ongoing	0.500	20.000	20.500	Retired	N	NA	19,632	19,632	20,500	-	100.00%	0.00%	92.00%	0.500	0.000	Work in Progress
89	35/1	Tafalbari	Ongoing	0.500	20.500	21.000	Resectioning	N	NA	19,632	19,632	14,500	-	100.00%	0.00%	92.00%	0.500	0.000	Work in Progress
90	35/1	Gabtola	Ongoing	2.500	21.000	23.500	Resectioning	N	NA	98,162	98,162	72,500	-	100.00%	0.00%	92.00%	2.500	0.000	Work in Progress
91	35/1	Gabtola	Ongoing	2.500	23.500	26.000	Retired	N	NA	98,162	84,000	84,500	-	85.57%	0.00%	78.73%	0.000	0.527	Work in Progress
92	35/1	Terabeka	Ongoing	2.000	26.000	28.000	Resectioning	N	NA	78,530	78,530	44,000	-	100.00%	0.00%	92.00%	2.000	0.000	Work in Progress
93	35/1	Sharankhola	Completed	1.150	28.000	29.150	Resectioning	N	NA	45,155	45,155	25,300	25,300	100.00%	100.00%	100.00%	1.150	0.000	Work is Completed
94	35/1	Sharankhola	Completed	1.450	29.150	30.600	Resectioning	N	NA	56,934	56,934	31,900	31,900	100.00%	100.00%	100.00%	1.450	0.000	Work is Completed
95	35/1	Sharankhola	Completed	2.100	30.600	32.700	Resectioning	N	NA	29,900	29,900	46,200	46,200	100.00%	100.00%	100.00%	2.100	0.000	Work is Completed
96	35/1	Sonatala	Completed	2.300	32.700	35.000	Resectioning	N	NA	90,309	90,309	50,600	50,600	100.00%	100.00%	100.00%	2.300	0.000	Work is Completed
97	35/1	Sonatala	Completed	1.500	35.000	36.500	Resectioning	N	NA	25,500	25,500	33,000	33,000	100.00%	100.00%	100.00%	1.500	0.000	Work is Completed
98	35/1	Sonatala	Completed	2.000	36.500	38.500	Resectioning	N	NA	41,742	41,742	44,000	44,000	100.00%	100.00%	100.00%	2.000	0.000	Work is Completed
99	35/1	Rasulpur	Completed	0.850	38.500	39.350	Resectioning	N	NA	33,536	33,536	17,850	17,850	100.00%	100.00%	100.00%	0.850	0.000	Work is Completed
100	35/1	Rasulpur	Completed	3.110	39.350	42.460	Resectioning	N	NA	79,630	79,630	68,420	68,420	100.00%	100.00%	100.00%	3.110	0.000	Work is Completed
101	35/1	Rajaur	Ongoing	1.450	42.460	43.910	Resectioning	N	NA	56,934	56,900	31,900	31,900	99.94%	100.00%	99.95%	1.450	0.000	Work in Progress
102	35/1	Rajaur	Completed	0.140	43.910	44.050	Resectioning	N	NA	5,497	5,497	3,080	3,080	100.00%	100.00%	100.00%	0.140	0.000	Work is Completed
103	35/1	Rajaur	Completed	6.050	44.050	50.100	Resectioning	N	NA	220,870	220,870	133,100	133,100	100.00%	100.00%	100.00%	6.050	0.000	Work is Completed
104	35/1	Dhansagor	Completed	1.150	50.100	51.250	Resectioning	N	NA	45,155	45,155	25,300	25,300	100.00%	100.00%	100.00%	1.150	0.000	Work is Completed
105	35/1	Dhansagor	Yet to Start	9.650	51.250	60.900	Resectioning	N	NA	380,739	-	202,650	-	0.00%	0.00%	0.00%	0.000	0.000	Pavement Road.
106	35/1	Sannashi	Yet to Start	1.000	60.900	61.900	Resectioning	N	NA	35,509	-	19,800	-	0.00%	0.00%	0.00%	0.000	0.000	Pavement Road.
107	35/1	Sannashi	Ongoing	0.072	61.900	61.972	Retired	N	NA	8,476	8,476	4,128	-	100.00%	0.00%	92.00%	0.072	0.000	Work in Progress
108	35/3	Molliker ber	Completed	0.140	0.000	0.140	Resectioning	N	NA	4,724	4,724	3,046	3,046	100.00%	100.00%	100.00%	0.140	0.000	Work is Completed
109	35/3	Molliker ber	Ongoing	0.340	0.140	0.480	Retired	N	NA	15,311	15,311	7,398	7,000	100.00%	94.62%	99.57%	0.340	0.000	Work in Progress
110	35/3	Molliker ber	Completed	0.285	0.480	0.765	Resectioning	N	NA	7,534	7,534	6,202	6,202	100.00%	100.00%	100.00%	0.285	0.000	Work is Completed
111	35/3	Molliker ber	Completed	0.375	0.765	1.140	Retired	N	NA	16,049	16,049	8,160	8,160	100.00%	100.00%	100.00%	0.375	0.000	Work is Completed
112	35/3	Molliker ber	Ongoing	1.405	1.140	2.545	Resectioning	N	NA	53,284	53,284	30,573	20,000	100.00%	65.42%	97.23%	1.405	0.000	Work in Progress
113	35/3	Molliker ber	Ongoing	1.095	2.545	3.640	Retired	N	NA	51,415	51,414	23,827	22,000	100.00%	92.33%	99.38%	1.095	0.000	Work in Progress
114	35/3	Molliker ber	Ongoing	1.330	3.640	4.970	Resectioning	N	NA	39,093	39,093	28,941	27,000	100.00%	93.29%	99.46%	1.330	0.000	Work in Progress
115	35/3	Molliker ber	Ongoing	0.100	4.970	5.070	Retired	N	NA	4,433	4,433	2,176	2,000	100.00%	91.91%	99.35%	0.100	0.000	Work in Progress
116	35/3	Bashbaria	Ongoing	1.715	5.070	6.785	Resectioning	N	NA	49,997	49,997	37,318	36,000	100.00%	96.47%	99.72%	1.715	0.000	Work in Progress
117	35/3	Bashbaria	Ongoing	2.515	6.785	9.300	Retired	N	NA	122,038	120,000	54,726	48,000	98.33%	87.71%	97.48%	2.405	0.110	Work in Progress
118	35/3	Panchamala	Ongoing	0.320	9.300	9.620	Resectioning	N	NA	7,225	7,225	6,963	6,900	100.00%	99.09%	99.93%	0.320	0.000	Work in Progress
119	35/3	Panchamala	Ongoing	0.980	9.620	10.600	Retired	N	NA	49,393	49,393	21,325	20,000	100.00%	93.79%	99.50%	0.980	0.000	Work in Progress
120	35/3	Panchamala	Ongoing	1.900	10.600	12.500	Resectioning	N	NA	59,564	59,564	41,344	40,000	100.00%	96.75%	99.74%	1.900	0.000	Work in Progress
121	35/3	Radhaballov	Ongoing	1.365	12.500	13.865	Retired	N	NA	72,119	72,119	29,702	25,000	100.00%	84.17%	98.73%	1.365	0.000	Work in Progress
122	35/3	Radhaballov	Ongoing	0.105	13.865	13.970	Resectioning	N	NA	2,982	2,982	2,285	2,000	100.00%	87.54%	99.00%	0.105	0.000	Work in Progress
123	35/3	Radhaballov	Ongoing	0.165	13.970	14.135	Retired	N	NA	5,945	5,945	3,590	1,800	100.00%	50.13%	96.01%	0.165	0.000	Work in Progress
124	35/3	Radhaballov	Ongoing	1.165	14.135	15.300	Resectioning	N	NA	45,703	45,703	25,350	1,000	100.00%	3.94%	92.32%	1.165	0.000	Work in Progress
125	35/3	Karapara	Ongoing	0.270	15.300	15.570	Retired	N	NA	17,381	17,381	5,875	2,550	100.00%	43.40%	95.47%	0.270	0.000	Work in Progress
126	35/3	Karapara	Ongoing	3.770	15.570	19.340	Resectioning	N	NA	136,405	136,404	82,035	5,000	100.00%	6.09%	92.49%	3.770	0.000	Work in Progress
127	35/3	Dema	Ongoing	0.440	19.340	19.780	Retired	N	NA	10,560	10,560	9,574	8,050	100.00%	84.08%	98.73%	0.440	0.000	Work in Progress
128	35/3	Dema	Ongoing	9.320	19.780	29.100	Resectioning	N	NA	306,596	306,596	202,803	195,000	100.00%	96.15%	99.69%	9.320	0.000	Work in Progress
129	35/3	Khagrachhat	Ongoing	1.160	29.100	30.260	Retired	N	NA	53,605	53,605	25,242	21,000	100.00%	83.20%	98.66%	1.160	0.000	Work in Progress
130	35/3	Dema	Ongoing	3.950	30.260	34.210	Resectioning	N	NA	110,694	109,600	87,040	80,000	99.01%	91.91%	98.44%	3.950	0.000	Work in Progress
131	35/3	Molliker ber	Yet to Start	1.950	34.210	36.160	Resectioning	N	NA	-	-	-	-	0.00%	0.00%	0.00%	0.000	0.000	Work not Required.
132	35/3	Molliker ber	Ongoing	1.220	36.160	37.380	Retired	N	NA	55,196	55,196	26,547	24,000	100.00%	90.41%	99.23%	1.220	0.000	Work in Progress
133	35/3	Molliker ber	Ongoing	0.020	37.380	37.400	Resectioning	N	NA	845	845	435	400	100.00%	91.91%	99.35%	0.020	0.000	Work in Progress
134	35/3	Molliker ber	Ongoing	0.430	37.400	37.830	Retired	N	NA	20,042	20,042	9,357	9,000	100.00%	96.19%	99.69%	0.430	0.000	Work in Progress
135	35/3	Molliker ber	Ongoing	0.735	37.830	38.565	Resectioning	N	NA	31,884	31,884	15,994	15,000	100.00%	93.79%	99.			

Table 3-27: Detailed information of Construction Status of Drainage Channel of Package-1

#	Polder	Name of Khal	Status of Work	Length (Km)	Completed Length (km)	Required Quantity (Cum)	Achieved Quantity (Cum)	Status as of February 2021	Remarks
Package 1									
1	32	Charar (DS-1)	Completed	1.470	1.470	20,240.00	20,240.00	100.00%	Work completed.
2	32	Hatkhola (DS-2)	Completed	3.321	3.321	44,046.00	44,046.00	100.00%	Work completed.
3	32	Para (DS-3)	Completed	4.313	4.313	30,711.00	30,711.00	100.00%	Work completed.
4	32	Kayratoli (DS-7)	Completed	3.116	3.116	25,240.00	25,240.00	100.00%	Work completed.
5	32	Clozarer (DS-8)	Completed	1.783	1.783	22,915.00	22,915.00	100.00%	Work completed.
6	32	Jaliakhali (DS-16)	Completed	3.000	3.000	8,019.15	8,019.15	100.00%	Work completed.
12	33	Bojan, DS 1	Completed	2.156	2.156	53,571.00	53,571.00	100.00%	Work completed.
9	33	Khejura, DS 2	Completed	5.500	5.500	39,452.00	39,452.00	100.00%	Work completed.
13	33	Borobage, DS 3	Completed	7.500	7.500	28,241.00	28,241.00	100.00%	Work completed.
14	33	Bolder, DS 4	Completed	0.975	0.975	18,618.00	18,618.00	100.00%	Work completed.
8	33	Chara, DS 5	Completed	10.000	10.000	89,475.00	89,475.00	100.00%	Work completed.
15	33	Dhopadi, DS 6	Completed	4.073	4.073	61,069.00	61,069.00	100.00%	Work completed.
16	33	Dacope, DS 7	Completed	3.950	3.950	115,279.00	115,279.00	100.00%	Work completed.
7	33	Bajua, DS 9	Completed	8.890	8.890	51,558.00	51,558.00	100.00%	Work completed.
11	33	Pachin Baju, DS 10	Completed	8.500	8.500	630.00	630.00	100.00%	Work completed.
10	33	Khuntakhali, DS 11	Completed	4.350	4.350	43,945.00	43,945.00	100.00%	Work completed.
17	33	Borobaker, DS 13	Completed	5.616	5.616	34,205.00	34,205.00	100.00%	Work completed.
18	33	Kata, FS 9	Completed	1.320	1.320	31,744.00	31,744.00	100.00%	Work completed.
19	35/1	Terabeka,DS-08(Khal-01)	Completed	2.505	2.505	18,304.00	18,304.00	100.00%	Work Completed
20	35/1	Rayenda,DS-04(Khal-20)	Completed	9.500	9.500	81,985.00	81,985.00	100.00%	Work Completed
21	35/1	Satgharer,DS-18(Khal-02)	Yet to Start	1.000	0.000	9,365.00	-	0.00%	Not yet started
22	35/1	Gabtota,DS-07(Khal-04)	Completed	2.000	2.000	10,575.00	10,575.00	100.00%	Work Completed
23	35/1	Tafalbari(Khal-06),DS-06	Completed	6.197	6.197	44,382.00	44,383.00	100.00%	Work Completed
24	35/1	Sonatala(Khal-11),DS-10	Completed	2.500	2.500	14,468.00	14,468.00	100.00%	Work Completed
25	35/1	Jheelbonia(Khal-19),DS-05	Completed	5.730	5.730	38,856.00	38,856.00	100.00%	Work Completed
26	35/1	Thanar(Khal-42),DS-11	Completed	3.511	3.511	70,562.00	70,562.00	100.00%	Work Completed
27	35/1	Khunta kata(Khal-61),DS-03	Completed	3.500	3.500	454.50	455.00	100.00%	Work Completed
28	35/1	Kumarkhali(Khal-64),DS-02	Yet to Start	12.500	0.000	196,165.00	-	0.00%	Not yet started
29	35/1	Sannashir(Khal-73),DS-01	Completed	1.500	1.500	11,825.00	11,825.00	100.00%	Work Completed
30	35/1	Andaria(Khal-75),DS-15	Completed	2.075	2.075	32,662.00	32,662.00	100.00%	Work Completed
31	35/1	Kabirajer(Khal-79),DS-13	Completed	3.151	3.151	38,743.00	38,743.00	100.00%	Work Completed
32	35/1	Rajapur(Khal-81),DS-12	Completed	3.730	3.730	77,690.00	77,690.00	100.00%	Work Completed
33	35/1	Khajurbaria(Khal-90),DS-17	Completed	5.500	5.500	75,241.00	75,241.00	100.00%	Work Completed
34	35/1	Rathiar(Khal-84),DS-16	Completed	4.625	4.625	69,186.00	69,186.00	100.00%	Work Completed
35	35/1	Fajajipara(Khal-76),DS-14	Completed	0.942	0.942	7,695.00	7,695.00	100.00%	Work Completed
36	35/3	Care Khal	Dropped	0.000	0.000	-	-	NA	Not required hence it is drop.
Total				150.299	136.799	1,517,116.65	1,311,588.15		

Table 3-28: Detailed information of Construction Status of Drainage Sluices of Package-1

#	Polder	Sluice Name	Dropped/ Not Dropped	LA Problem	LA - Current Status	Preparation cofferdam- excavation- dewatering	Foundation sand piling - Sheet Piles	Structure - Concreting Work	Installation CC block placing - Gate	Weighted % progress Feb 2021)	Remarks
Drainage Sluice											
1	32	DS-1	Completed	N	NA	100%	100%	100%	100%	100%	Sluice in operation.
2	32	DS-2	Completed	N	NA	100%	100%	100%	100%	100%	Sluice in operation.
3	32	DS-7	Completed	N	NA	100%	100%	100%	100%	100%	Gate Installed.
4	32	DS-8	Completed	N	NA	100%	100%	100%	100%	100%	Gate and hoisting system not yet installed as per revised design
5	32	DS-9	Completed	N	NA	100%	100%	100%	100%	100%	Gate and hoisting system not yet installed as per revised design
6	32	DS-10	Completed	N	NA	100%	100%	100%	100%	100%	Gate and hoisting system not yet installed as per revised design
7	32	DS-11	Completed	N	NA	100%	100%	100%	100%	100%	Gate and hoisting system not yet installed as per revised design
8	32	DS-16	Completed	N	NA	100%	100%	100%	100%	100%	Sluice in operation.
9	33	DS-1	Completed	N	NA	100%	100%	100%	100%	100%	Gate and hoisting system not yet installed as per revised design
10	33	DS-2	Completed	N	NA	100%	100%	100%	100%	100%	Gate and hoisting system not yet installed as per revised design
11	33	DS-3	Completed	N	NA	100%	100%	100%	100%	100%	Gate and hoisting system not yet installed as per revised design
12	33	DS-4	Completed	N	NA	100%	100%	100%	100%	100%	Gate and hoisting system not yet installed as per revised design
13	33	DS-6	Completed	N	NA	100%	100%	100%	100%	100%	Gate and hoisting system not yet installed as per revised design
14	33	DS-7	Completed	N	NA	100%	100%	100%	100%	100%	Gate and hoisting system not yet installed as per revised design
15	33	DS-8	Completed	N	NA	100%	100%	100%	100%	100%	Gate and hoisting system not yet installed as per revised design
16	33	DS-9	Completed	N	NA	100%	100%	100%	100%	100%	Gate and hoisting system not yet installed as per revised design
17	33	DS-10	Completed	N	NA	100%	100%	100%	100%	100%	Gate and hoisting system not yet installed as per revised design
18	33	DS-11	Completed	N	NA	100%	100%	100%	100%	100%	Gate and hoisting system not yet installed as per revised design
19	33	DS-12	Completed	N	NA	100%	100%	100%	100%	100%	Gate and hoisting system not yet installed as per revised design
20	33	DS-13	Completed	N	NA	100%	100%	100%	100%	100%	Gate and hoisting system not yet installed as per revised design
21	35/1	DS-1	Completed	N	NA	100%	100%	100%	100%	100%	Gate and hoisting system not yet installed as per revised design
22	35/1	DS-2	Completed	N	NA	100%	100%	100%	100%	100%	Gate and hoisting system not yet installed as per revised design
23	35/1	DS-4	Completed	N	NA	100%	100%	100%	100%	100%	Gate and hoisting system not yet installed as per revised design
24	35/1	DS-5	Completed	N	NA	100%	100%	100%	100%	100%	Gate and hoisting system not yet installed as per revised design
25	35/1	DS-6	Completed	N	NA	100%	100%	100%	100%	100%	Gate and hoisting system not yet installed as per revised design
26	35/1	DS-7	Completed	N	NA	100%	100%	100%	100%	100%	Gate and hoisting system not yet installed as per revised design
27	35/1	DS-8	Completed	N	NA	100%	100%	100%	100%	100%	Gate and hoisting system not yet installed as per revised design
28	35/1	DS-11	Completed	N	NA	100%	100%	100%	100%	100%	Gate and hoisting system not yet installed as per revised design
29	35/1	DS-12	Completed	N	NA	100%	100%	100%	100%	100%	Gate and hoisting system not yet installed as per revised design
30	35/1	DS-13	Completed	N	NA	100%	100%	100%	100%	100%	Gate and hoisting system not yet installed as per revised design
31	35/1	DS-14	Completed	N	NA	100%	100%	100%	100%	100%	Gate and hoisting system not yet installed as per revised design
32	35/1	DS-15	Completed	N	NA	100%	100%	100%	100%	100%	Gate and hoisting system not yet installed as per revised design
33	35/1	DS-16	Completed	N	NA	100%	100%	100%	100%	100%	Gate and hoisting system not yet installed as per revised design
34	35/1	DS-17	Completed	N	NA	100%	100%	100%	100%	100%	Gate and hoisting system not yet installed as per revised design
35	35/1	DS-18	Dropped	N	NA					0%	DS-18, Suspended due to vulnerable situation of Baleshor River from
36	35/3	DS-1	Completed	N	NA	100%	100%	100%	100%	100%	Gate and hoisting system not yet installed as per revised design
37	35/3	DS-2	Completed	N	NA	100%	100%	100%	100%	100%	Sluice in operation.
38	35/3	DS-3	Completed	N	NA	100%	100%	100%	100%	100%	Gate and hoisting system not yet installed as per revised design
39	35/3	DS-4	Completed	N	NA	100%	100%	100%	100%	100%	Sluice in operation.

Table 3-29: Detailed Information of Construction Status of Flushing Sluices of Package-1

#	Polder	Sluice Name	Dropped/ Not Dropped	LA Problem	LA - Current Status	Preparation cofferdam- excavation- dewatering	Foundation sand piling - Sheet Piles	Structure - Concreting Work	Installation CC block placing - Gate	Weighted % progress Feb 2021)	Remarks
Flushing Sluice											
1	32	FS-3	Dropped	Y						0%	Dropped as local chairman does not allow to construct the FS-3 .
2	32	D-10	Completed	N	NA	100%	100%	100%	100%	100%	Gate and hoisting system not yet installed.
3	33	FS-1	Dropped	N	NA					0%	Dropped due to Court Case
4	33	FS-3	Dropped	Y						0%	Dropped as adjacent DS-3 will serve the purpose
5	33	FS-5	Completed	N	NA	100%	100%	100%	100%	100%	Gate and hoisting system not yet installed
6	33	FS-6	Completed	N	NA	100%	100%	100%	100%	100%	Gate and hoisting system not yet installed
7	33	FS-8	Completed	N	NA	100%	100%	100%	100%	100%	Gate and hoisting system not yet installed
8	33	FS-9	Completed	N	NA	100%	100%	100%	100%	100%	Gate and hoisting system not yet installed
9	33	FS-10	Dropped	Y						0%	Dropped due to Land Problem.
10	33	FS-11	Completed	N	NA	100%	100%	100%	100%	100%	Gate and hoisting system not yet installed
11	33	FS-14	Dropped	Y						0%	Dropped due to Land Problem for excavation of diversion channel
12	33	FS-15	Dropped	N	NA					0%	Structure is good condition, converted to repair. Design data submitted for repair work.
13	33	FS-17	Completed	N	NA	100%	100%	100%	100%	100%	Gate and hoisting system not yet installed.
14	33	FS-19	Dropped							0%	Dropped due to Land Problem .
15	35/1	FS-1	Completed	N	NA	100%	100%	100%	100%	100%	Gate and hoisting system not yet installed.
16	35/1	FS-2	Completed	N	NA	100%	100%	100%	100%	100%	Gate and hoisting system not yet installed.
17	35/1	FS-4	Completed	N	NA	100%	100%	100%	100%	100%	Gate and hoisting system not yet installed.
18	35/1	FS-5	Completed	N	NA	100%	100%	100%	100%	100%	Gate and hoisting system not yet installed.
19	35/1	FS-6	Dropped	Y						0%	Dropped due to Land Problem for excavation of diversion channel
20	35/1	FS-7	Completed	N	NA	100%	100%	100%	100%	100%	Gate and hoisting system not yet installed.
21	35/1	FS-12	Completed	N	NA	100%	100%	100%	100%	100%	Gate and hoisting system not yet installed.
22	35/1	FS-13	Completed	N	NA	100%	100%	100%	100%	100%	Gate and hoisting system not yet installed.
23	35/1	FS-14	Dropped	Y						0%	Dropped due to Land Problem for excavation of diversion channel
24	35/1	FS-15	Dropped	Y						0%	Dropped due to Land Problem for excavation of diversion channel
25	35/1	FS-16	Completed	N	NA	100%	100%	100%	100%	100%	Gate and hoisting system not yet installed.
26	35/1	FS-17	Completed	N	NA	100%	100%	100%	100%	100%	Gate and hoisting system not yet installed.
27	35/1	FS-18	Completed	N	NA	100%	100%	100%	100%	100%	Gate and hoisting system not yet installed.
28	35/1	FS-19	Completed	N	NA	100%	100%	100%	100%	100%	Gate and hoisting system not yet installed.
29	35/1	FS-21	Dropped	Y						0%	The local farmer and UP Member demanded new sluice by their letter dated 10.12.2018 to EE & DRE,CEIP-1.Land issues for diversion channel at R/S needs to be solved & decision of compenent authority needs for next step of construction of FS-21.Instruction from Dhaka office that FS-21 needs to be constructed.BWDB land to be identified by Resettlement team.
30	35/1	FS-22	Completed	N	NA	100%	100%	100%	100%	100%	Gate and hoisting system not yet installed.
31	35/1	FS-23	Dropped	Y						0%	Dropped due to Land Problem for excavation of diversion channel
32	35/3	FS-1	Completed	N	NA	100%	100%	100%	100%	100%	Sluice in operation.
33	35/3	FS-3	Completed	N	NA	100%	100%	100%	100%	100%	Sluice in operation.
34	35/3	FS-4	Completed	N	NA	100%	100%	100%	100%	100%	Sluice in operation.
35	35/3	FS-5	Completed	N	NA	100%	100%	100%	100%	100%	Sluice in operation.
36	35/3	FS-6	Completed	N	NA	100%	100%	100%	100%	100%	Sluice in operation.
37	35/3	FS-8	Completed	N	NA	100%	100%	100%	100%	100%	Sluice in operation.
38	35/3	FS-9	Completed	N	NA	100%	100%	100%	100%	100%	Sluice in operation.
39	35/3	FS-10	Completed	N	NA	100%	100%	100%	100%	100%	Sluice in operation.
40	35/3	FS-13	Completed	N	NA	100%	100%	100%	100%	100%	Sluice in operation.
41	35/3	FS-14	Completed	N	NA	100%	100%	100%	100%	100%	Sluice in operation.

Table 3-30: Detailed Information of Repair of Drainage & Flushing Sluices of Package-1

#	Type of HS	Package	Polder	Sluice Name	Status (Dropped/ Not Dropped)	LA Problem	LA - Current Status	Preparation cofferdam- excavation- dewatering	Foundation sand piling - Sheet Piles	Structure - Concreting Work	Installation CC block placing - Gate	Weighted % progress Feb 2021)	Remarks
Drainage Sluice													
1	DS	1	35/1	DS-03	Completed	N	NA	100%	100%	100%	100%	100%	Gate to be Installed
2	DS	1	35/1	DS-10	Completed	N	NA	100%	100%	100%	100%	100%	Gat to be Installed
Flushing Sluice													
1	FS	1	32	FS-01	Completed	N	NA	100%	100%	100%	100%	100%	Sluice in operation
2	FS	1	32	FFDFB-01	Completed	N	NA	100%	100%	100%	100%	100%	work completed
3	FS	1	32	FFDFM-01	Completed	N	NA	100%	100%	100%	100%	100%	work completed
4	FS	1	32	FFDFR-01	Dropped							NA	No need to repair. (FFDFR-01)
5	FS	1	32	FM-08	Completed	N	NA	100%	100%	100%	100%	100%	work completed
6	FS	1	32	FS-04	Dropped							NA	Sluice not repairable.(FS-04)
7	FS	1	32	FM-09	Completed	N	NA	100%	100%	100%	100%	100%	work completed
8	FS	1	32	FM-10	Completed	N	NA	100%	100%	100%	100%	100%	work completed
9	FS	1	32	FM-12	Dropped							NA	Sluice no need to repair.(FS-12)
10	FS	1	32	FM-01	Dropped							NA	Sluice no need to repair.(FS-01)
11	FS	1	32	FM-02	Dropped							NA	Sluice is now in no use.(FS-02)
12	FS	1	32	FM-07	Dropped							NA	No need repair, connected with the private pond.(FS-07)
13	FS	1	32	FM-11	Dropped							NA	No need repair, connected with the private pond.(FS-11)
14	FS	1	32	FO-02	Dropped							NA	Outside the rtd. Embankment (FO-02)
15	FS	1	32	FO-03	Dropped							NA	Sluice no need to repair.(FO-03)
16	FS	1	32	FO-04	Dropped							NA	Outside the rtd. Embankment (FO-04)
17	FS	1	32	FO-05	Dropped							NA	Outside the rtd. Embankment (FO-05)
18	FS	1	32	FO-06	Dropped							NA	Outside the rtd. Embankment (FO-06)
19	FS	1	32	FH-9	Dropped							NA	Engulf due of river erosion.(FH-09)
20	FS	1	33	FS-02	Dropped							NA	Private structure, repair not needed. (FH-02)
21	FS	1	33	FS-12	Dropped							NA	Private structure, repair not needed. (FH-02)
22	FS	1	33	FS-13	Completed	N	NA	100%	100%	100%	100%	100%	Structural work completed. Installation of get yet to be done.
23	FS	1	33	FS-15	Completed	N	NA	100%	100%	100%	100%	100%	Structural work completed. Installation of get yet to be done.
24	FS	1	33	FS-16	Completed	N	NA	100%	100%	100%	100%	100%	Structural work completed. Installation of get yet to be done.
25	FS	1	33	FS-18	Dropped							NA	Private structure, repair not needed. (FH-18)
26	FS	1	35/1	FS-03	Completed	N	NA	100%	100%	100%	100%	100%	Gate to be Installed
27	FS	1	35/1	FS-10	Completed	N	NA	100%	100%	100%	100%	100%	Gate to be Installed
28	FS	1	35/1	FS-20	Completed	N	NA	100%	100%	100%	100%	100%	Structural work completed. Installation of get yet to be done.
29	FS	1	35/3	FS-02	Completed	N	NA	100%	100%	100%	100%	100%	work completed
30	FS	1	35/3	FS-07	Completed	N	NA	100%	100%	100%	100%	100%	work completed

Table 3-31: Detailed Information of Slope Protection Works of Package-1

#	Polder #	Length (Km)	LA Problem	LA - Current Status	Status of Work	Starting Chainage (Km)	End Chainage (Km)	Mobilization	Production of CC Blocks	Placing of CC block	Other related work	Completed Length (km)	Status as of February 2021	Remarks
Package 1								3%	77%	7%	13%			
1	32	0.700	N	NA	Completed	4.80	5.50	100%	100%	100%	100%	0.700	100%	Work Completed.
2	32	0.600	N	NA	Completed	7.10	7.70	100%	100%	100%	100%	0.600	100%	Work Completed.
3	32	1.000	N	NA	Completed	9.00	10.00	100%	100%	100%	100%	1.000	100%	Work Completed.
4	32	1.000	N	NA	Completed	15.00	16.00	100%	100%	100%	100%	1.000	100%	Work Completed.
5	33	0.100	N	NA	Completed	28.50	28.60	100%	100%	100%	100%	0.100	100%	Work Completed.
6	33	2.199	N	NA	Completed	41.74	43.93	100%	100%	100%	100%	2.199	100%	Work Completed.
7	33	0.042	N	NA	Completed	44.03	44.07	100%	100%	100%	100%	0.042	100%	Work Completed.
8	33	0.110	N	NA	Completed	45.00	45.11	100%	100%	100%	100%	0.110	100%	Work Completed.
9	33	0.165	N	NA	Completed	45.30	45.47	100%	100%	100%	100%	0.165	100%	Work Completed.
9	33	0.100	N	NA	Completed	45.47	45.57	100%	100%	100%	100%	0.100	100%	Work Completed.
9	33	1.000	N	NA	Completed	45.60	46.60	100%	100%	100%	100%	1.000	100%	Work Completed.
9	33	0.300	N	NA	Completed	47.87	48.17	100%	100%	100%	100%	0.300	100%	Work Completed.
10	35/1	1.000	N	NA	Completed	2.30	3.30	100%	100%	100%	100%	1.000	100%	Work Completed.
11	35/1	1.500	N	NA	Ongoing	3.80	5.30	70%	75%	75%	70%	1.000	74.20%	Work in progress
12	35/1	0.750	N	NA	Completed	8.00	8.75	100%	100%	100%	100%	0.750	100.00%	Work Completed.
13	35/1	0.500	N	NA	Ongoing	13.20	13.70	80%	100%	70%	70%	0.350	93.40%	Work in progress
14	35/1	3.000	N	NA	Ongoing	14.00	17.00	100%	100%	85%	90%	2.500	97.65%	Work in progress
15	35/1	5.000	Y		Ongoing	20.50	25.50	100%	100%	90%	90%	4.500	98.00%	Work in progress
16	35/3	0.700	N	NA	Completed	39.30	40.00	100%	100%	100%	100%	0.700	100.00%	Work Completed.
Total		19.766										18.116		

Table 3-32: Detailed Information of Bank Protection Works of Package-1

#	Polder	Length (Km)	Status of Work	Starting Chainage (Km)	End Chainage (Km)	Mobilization	Production of CC Blocks	Placing of CC block	Other related work	Completed Length (km)	Status as of February 2021	Remarks
Package 1						3%	83%	6%	8%			
1	32	0.750	Completed	20.493	21.243	100%	100%	100%	100%	0.750	100.00%	Completed
2	32	0.500	Completed	25.450	25.950	100%	100%	100%	100%	0.500	100.00%	Completed
3	32	0.750	Completed	48.824	49.574	100%	100%	100%	100%	0.750	100.00%	Completed
4	33	0.200	Completed	0.000	0.200	100%	100%	100%	100%	0.200	100.00%	Completed
5	33	0.400	Completed	0.990	1.390	100%	100%	100%	100%	0.400	100.00%	Completed
6	33	0.500	Completed	17.360	17.860	100%	100%	100%	100%	0.500	100.00%	Completed
7	33	0.200	Completed	21.680	21.880	100%	100%	100%	100%	0.200	100.00%	Completed
8	;35/1	0.300	Dropped	0.300	0.600	0%	0%	0%	0%	0.000	0.0%	Shifted 200m from total 300m to km 3.30 to km 3.60 which has now become km 3.30 to km 3.80. no work is required to the receiving 100m. Design and Drawing is approved by Team Leader, CEIP-1.
9	35/1	0.800	Completed	3.300	4.100	100%	100%	100%	100%	0.800	100.00%	Completed
10	35/3	0.15	Completed	36.220	36.370	100%	100%	100%	100%	0.150	100.00%	Completed
Total		4.250								4.250		

Table 3-33: Detailed Information of Construction of Closure Dam of Package-1

#	Sluice Closure Polder	Foundation Construction of the Closure	Closing of the Closure	Protection of the Closure	Weighted % progress (28 February, 2021)	m	LA - Current Status	Remarks	
Closure Dam Construction									
1	Nalian Closure	32	100.00%	100%	100%	100.00%	N	NA	Work in progress

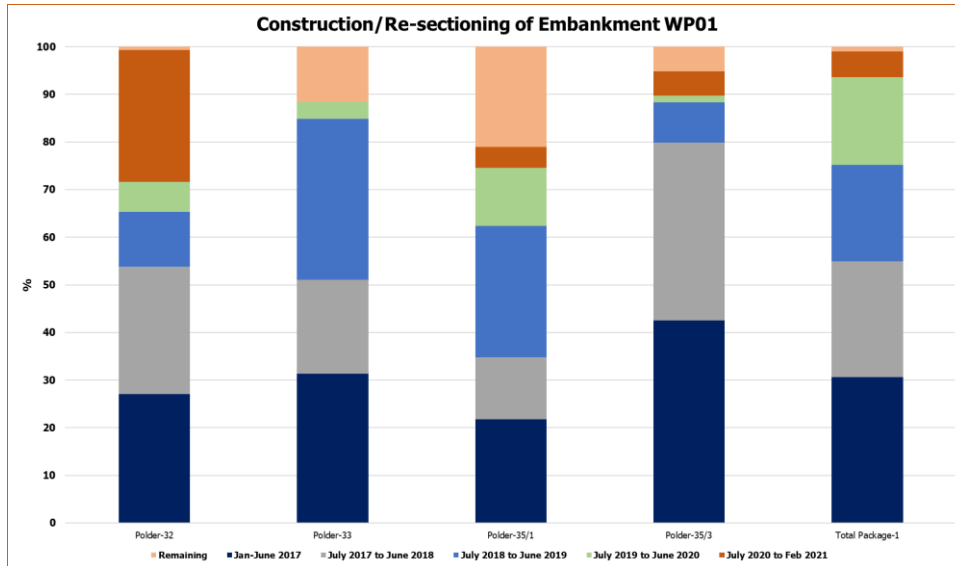


Figure 3-2: Construction/Re-sectioning of Embankment of Package-1

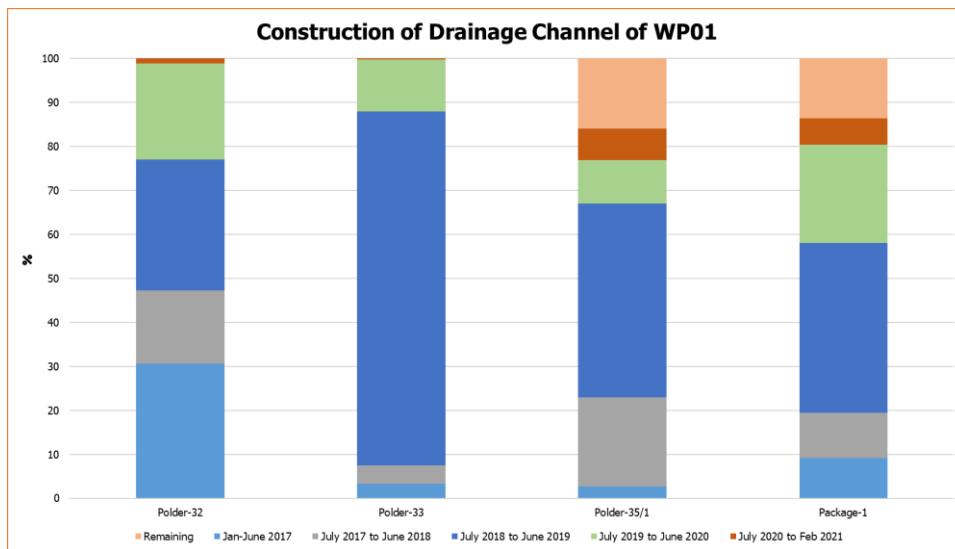


Figure 3-3: Drainage Channel of Package-1

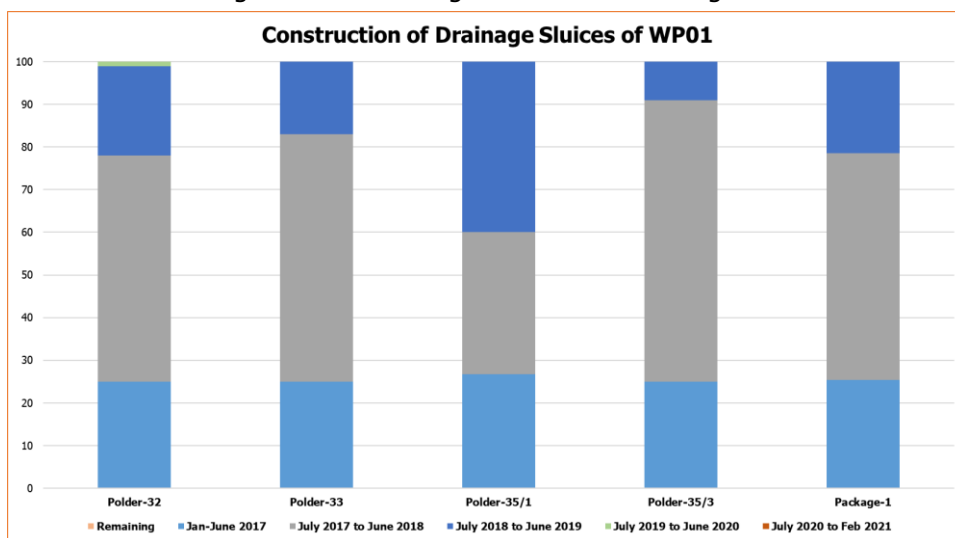


Figure 3-4: Construction of Drainage Sluices of Package-1

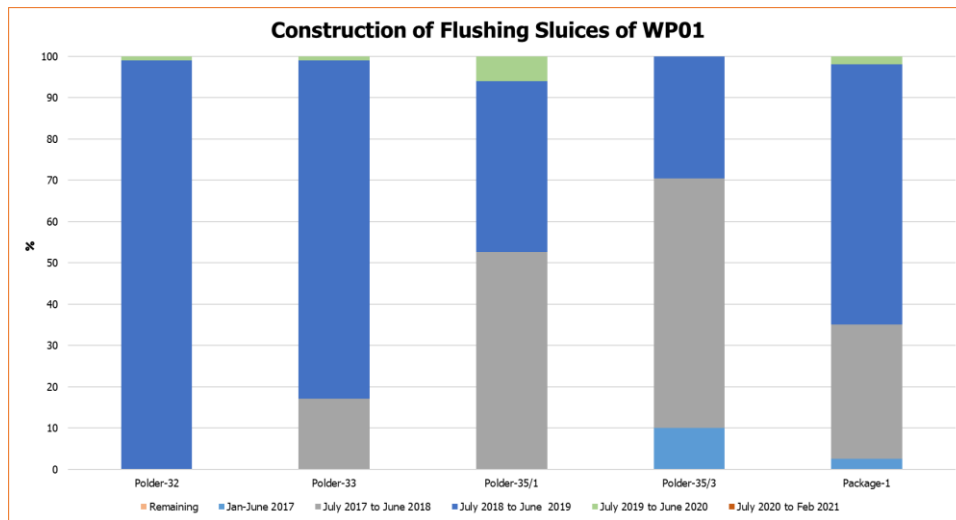


Figure 3-5: Construction of Flushing Sluice of Package-1

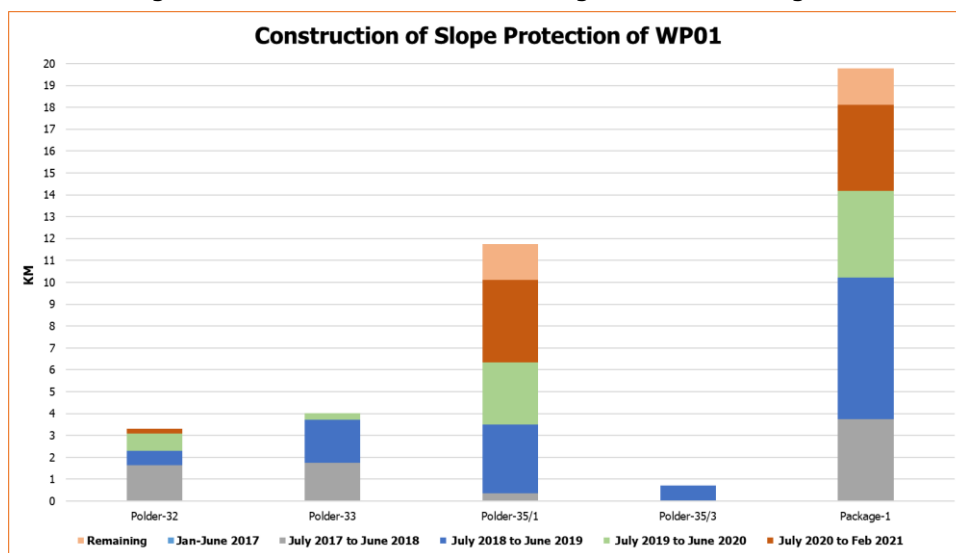


Figure 3-6: Construction of Slope Protection of Package-1

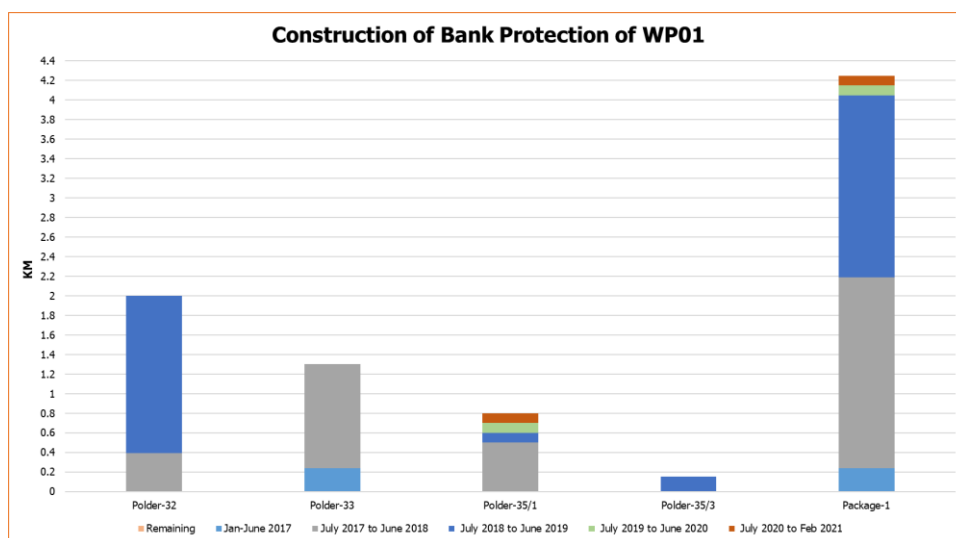


Figure 3-7: Construction of Bank Protection works of Package-1

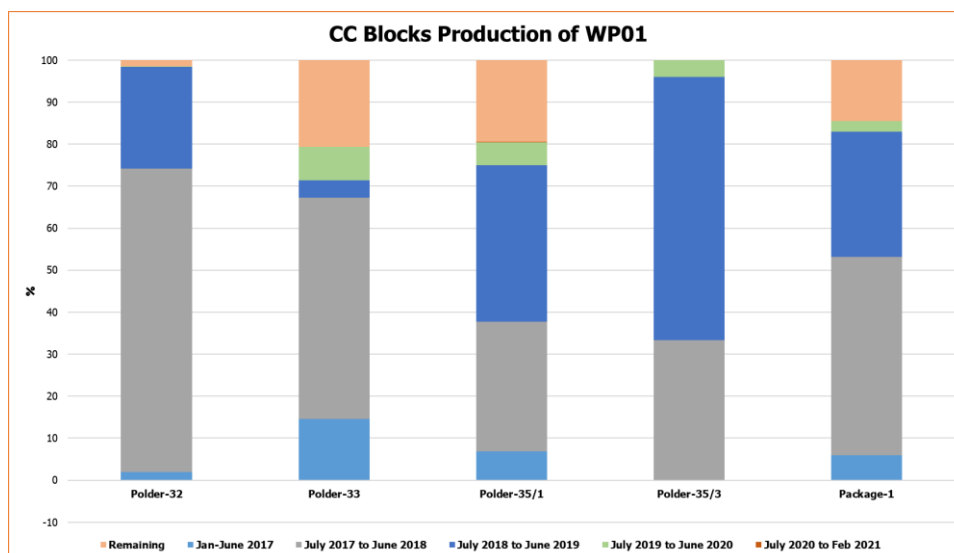


Figure 3-8: CC Blocks Production of Package-1

Table 3-34: CC Blocks Production as on February, 2021

S.N.	Polder Number	Quantity as per Zero Cost Variation (Upto V.O No. 04)	Cumulative Total as of 31 January, 2021	Production during February 2021					Cumulative Total as of 28 Feb, 2021
				40x40x40 (No)	40x40x20 (No)	30x30x30 (No)	40x40x30 (No)	Total (No)	
1	32	1,918,027	1,886,840	0	0	0	0	0	1,886,840
2	33	1,619,763	1,285,083	0	0	0	0	0	1,285,083
2	35/1	3,628,072	2,919,991	0	0	0	0	0	2,919,991
3	35/3	220,567	220,567	0	0	0	0	0	220,567
Total =		7,386,429	6,312,481	0	0	0	0	0	6,312,481



Figure 3-9: Completed DS of Polder-32



Figure 3-10: Completed Slope Protection Works in Polder-32



Figure 3-11: Nalian Closure Dam of Polder-32 (completed)



Figure 3-12: Nalian Closure Dam of Polder-32 (completed)



Figure 3-13: Nalian Closure Dam of Polder-32



Figure 3-14: Completed DS-10 of Polder-33



Figure 3-15: DS-9 of Polder-33



Figure 3-16: DS-6 of Polder-35/3 (Completed)

Total nos. of Flushing sluice to be repaired as per contract was 30 nos. out of which 16 nos. has been dropped and those are reflected in detailed in Table 3-35 and Table 3-36 below.

Table 3-35: Information regarding Repair of Flushing Sluices and Drainage Sluices

Sl No.	Name of Polder	Total Nos. as per Contract	Current Status	Total Dropped	Remarks
01.	Polder-32	20 nos.	6 Nos.	14 Nos.	Mostly fallen outside of the retired embankment.
02.	Polder-33	5 Nos.	3 Nos.	2 Nos.	As those were constructed by the local shrimp culture owners
03.	Polder-35/1	3 Nos.	3 Nos.	0	
04.	Polder-35/3	2 Nos.	2 Nos.	0	
Total =		30 Nos.	14 Nos.	16 Nos.	

Remaining (30-16) = 14 nos. are in the program out of which 13 nos. have been completed and 1no. are in progress. Total 2 nos. of Drainage Sluices under repair were in program, the work of which have already been completed.

Table 3-36: List of Flushing Sluices Dropped from the repairing Program

Flushing Sluices	Reasons for dropping
Polder 32	
FFDFR-01	Not repairable
FS-04	Not repairable
FM-01	Not repairable
FM-02	Sluice is now in no use.
FM-07	No need to repair, connected with the private pond.
FM-11	No need to repair, connected with the private pond.
FM-12	Sluice could not be identified.

Flushing Sluices	Reasons for dropping
FO-02	Outside the Rtd. Embankment
FO-03	Not repairable
FO-04	Outside the Rtd. Embankment
FO-05	Outside the Rtd. Embankment
FO-06	Outside the Rtd. Embankment
FH-09	Engulfed into the river due to river erosion.
FH-18	Private structure
Polder 33	
FS-02	Private structure, repair not needed.
FS-18	Private structure, repair not needed.

3.4.3 Staffing

In Table 3-37 below man power deployment for Contract Package-1 is listed and sample check has been done by the Consultants.

Table 3-37: List of Polder-wise Manpower Deployed to the Site of Package-1

Sl. No.	Description	Sub-Total		Khulna		Polder 32		Polder 33		Polder 35/1		Polder 35/3	
		Ex.	Lo.	Ex.	Lo.	Ex.	Lo.	Ex.	Lo.	Ex.	Lo.	Ex.	Lo.
1	Management	4	0	1	0	1	0	1	0	1	0	1	0
2	Technical Staff	49	42	7	6	3	6	0	10	3	10	1	10
3	Operator/Driver	42	39	0	4	0	10	0	5	3	10	0	10
4	Skilled Worker	75	74	2	0	0	4	0	5	1	40	0	25
5	Common Labor	73	73	0	0	0	0	0	5	0	60	0	8
6	Logistic	19	19	0	2	0	0	0	2	0	10	0	5
Total		262	247	10	12	4	20	1	27	8	130	2	58

Source by Contractor

3.4.4 Equipment Mobilization

The mobilisation of equipment for Package-1 is shown in the table below.

Table 3-38: List of Equipment

Name of Polder	Equipment required														Equipment already deployed													
	Bdozer/S/F roller/ Compactor (150HP) (nos.)	Dum Truck and carry Scraper	Excavator	Concrete Mix Machine	Sand pile driving equipment	Sheet pile driving equipment	CC block manufacturing machine	Batching plant	Positioning ship	Survey vessel	Barge	Wheel Loader	Bdozer/S/F roller/ Compactor (150HP) (nos.)	Dum Truck Carry Scraper/ Tractor carrier	Excavator	Concrete Mix Machine/Trans it mixer	Sand pile driving equipment	Sheet pile driving equipment	CC block manufacturing machine	Batching plant	Positioning ship	Survey vessel	Barge	Wheel Loader				
Polder- 32	6	23	13	6	4	1	2	2	1	1	6	3	1+2+0	15+5+38	9	6	4	1	2	0	1	1	2	3				
Polder- 33	5	17	11	12	10	2	1	1	1	1	6	2	3+0+0	10+5+36	10	6	1	1	1	1	1	1	2	2				
Polder- 35/3	5	16	9	7	5	1	1	1	1	1	4	6	6+2+0	12+5+22	11	7	6	1	1	1	1	1	2	6				
Polder- 35/1	12	48	23	15	9	2	3	3	1	1	8	3	15+0+5	32+3+25	15	18	5	1	2	2	1	1	4	6				
Total	28	104	56	40	28	6	7	7	4	4	24	14	25+4+5 =34	63+18+121 =202	45	37	16	4	6	4	4	4	10	17				

3.4.5 Finances of Contractor Package-1

Tentative Forecast of Payment for FY 2020-21 for Package-W/-01 is reflected in Table 3-40.

Table 3-39: Tentative forecast of Payment for FY 2020-21 of Package-1

IPC No.	Month of Submission	Forecast Value of IPC	Remark
IPC No.24	February,2021	300,000,000.00	IPC No. 24 has been submitted by the Contractor with a value of BDT 193,101,818.60 which is under review by the Consultants.
IPC No.25	April,2021	325,000,000.00	
IPC No.26	June,2021	480,000,000.00	
Total=		1,105,000,000	

3.4.6 Emergency Works in Package-CEIP-1/W-01

The emergency works under this Package have taken up to close the breaching of existing embankment at some vulnerable locations. The main target of these emergency works was to stop the intrusion of saline water into the Polders to save the crops. In the Contract, there was a provision for an amount under Environmental Mitigation Works (Specified Provisional Sum). After exhaustion of the above-mentioned amount to meet up the cost of the rest emergency works, the expenditures are being meet up from the Physical & Price Contingencies. The status of expenditure up to February, 2021 are shown below.

Table 3-40: Summary of Emergency works under the head of "Environmental Mitigation Works"

Sl.	Name of Polder	Total Length	Total Cost Estimate (BDT)
01	Polder-32	4.187	21,314,699
02	Polder-33	1.454	8,616,598
03	Polder-35/1	0.941	7,981,316
04	Polder-35/3	1.04	2,078,530
Total =		7.622	39,991,142

❖ Total available budget as per contract: BDT: 40,000,000

Table 3-41: Summary of Emergency works under the head of "Physical & Price Contingency"

Sl. No.	Name of Polder	Total Length	Total Cost Estimate (BDT)
01	Polder-32	5.618	26,937,751
02	Polder-33	1.671	13,399,272
03	Polder-35/1	3.216	32,609,736
04	Polder-35/3	2.919	8,887,288
Total =		13.424	81,834,047

❖ Total available budget for Physical & Price Contingency as per contract is BDT: 300,000,000

Table 3-42: Details of Emergency Works under the head of "Environmental Mitigation Works"

Sl. No.	Polder No.	Chainage From	Chainage To	Length (Km)	Name of locations	Engineer Approved Date	Estimated Cost in BDT	Head of Expenditure	FY Year
1.	Polder-32	18.840	19.960	1.120	Hatkhola	3-Mar-16	817,000.00	Environmental Mitigation Works	FY 2015-16
2.	Polder-32	7.561	7.991	0.430	Kalibari	14-Mar-16	1,307,000.00	Environmental Mitigation Works	FY 2015-16
3.	Polder-32	8.161	8.350	0.189	Kalibari	14-Mar-16	614,000.00	Environmental Mitigation Works	FY 2015-16
4.	Polder-32	8.491	8.628	0.137	Kalibari	14-Mar-16	1,009,000.00	Environmental Mitigation Works	FY 2015-16
5.	Polder-32	2.883	3.144	0.261	Gunari of Sutharkhali	20-Mar-16	972,969.00	Environmental Mitigation Works	FY 2015-16
6.	Polder-32	44.561	44.931	0.370	Sutarkhali	20-Mar-16	1,039,924.00	Environmental Mitigation Works	FY 2015-16
7.	Polder-32	12.393	12.693	0.300	Jaynagar	23-Mar-16	1,027,000.00	Environmental Mitigation Works	FY 2015-16
8.	Polder-32	16.680	16.900	0.220	Jhaliakhali of Kamarkhola	23-Mar-16	608,000.00	Environmental Mitigation Works	FY 2015-16
9.	Polder-32	18.575	18.690	0.115	Hatkhola	20-Apr-16	817,000.00	Environmental Mitigation Works	FY 2015-16
10.	Polder-32	8.140	8.217	0.077	Kalibari	22-Jan-17	256,000.00	Environmental Mitigation Works	FY 2016-17
11.	Polder-32	45.062	45.100	0.038	Shibsha River	27-Mar-17	631,551.00	Environmental Mitigation Works	FY 2016-17
12.	Polder-32	8.164	8.292	0.128	Sutarkhali	16-Apr-17	811,931.00	Environmental Mitigation Works	FY 2016-17
13.	Polder-32	19.179	19.236	0.057	Kamarkhola	24-Apr-17	460,436.32	Environmental Mitigation Works	FY 2016-17
14.	Polder-32	36.155	36.232	0.077	Sutarkhali	24-Apr-17	337,118.92	Environmental Mitigation Works	FY 2016-17
15.	Polder-32	43.118	43.147	0.029	Sutarkhali	24-Apr-17	103,342.00	Environmental Mitigation Works	FY 2016-17
16.	Polder-32	7.681	7.981	0.300	Sutarkhali	7-May-17	1,433,223.43	Environmental Mitigation Works	FY 2016-17

Bangladesh Water Development Board (BWDB)
Coastal Embankment Improvement Project, Phase-1 (CEIP-1)

Sl. No.	Polder No.	Chainage From	Chainage To	Length (Km)	Name of locations	Engineer Approved Date	Estimated Cost in BDT	Head of Expenditure	FY Year
17.	Polder-32	44.907	44.935	0.028	Sutarkhali	11-May-17	108,959.00	Environmental Mitigation Works	FY 2016-17
18.	Polder-32	8.566	8.649	0.083	Sutarkhali	16-May-17	619,153.00	Environmental Mitigation Works	FY 2016-17
19.	Polder-32	8.030	8.160	0.130	Sutarkhali	5-Jun-17	639,091.00	Environmental Mitigation Works	FY 2016-17
20.	Polder-32	30.050	30.148	0.098	Sutarkhali	22-Jun-17	7,702,000.00	Environmental Mitigation Works	FY 2016-17
21.	Polder-33	17.447	17.547	0.100	Ramnagar	19-Jan-16	3,601,000.00	Environmental Mitigation Works	FY 2015-16
22.	Polder-33	48.800	48.875	0.075	Banisanta	15-Mar-16	1,175,520.00	Environmental Mitigation Works	FY 2016-17
23.	Polder-33	1.190	1.432	0.242	Banisanta	25-Mar-16	456,000.00	Environmental Mitigation Works	FY 2015-16
24.	Polder-33	0.130	0.280	0.150	Banisanta	2-Jun-16	386,000.00	Environmental Mitigation Works	FY 2015-16
25.	Polder-33	0.600	1.300	0.700	Banisanta	2-Jun-16	1,159,000.00	Environmental Mitigation Works	FY 2015-16
26.	Polder-33	48.800	48.875	0.075	Banisanta	15-Mar-17	1,175,520.00	Environmental Mitigation Works	FY 2016-17
27.	Polder-33	1.220	1.332	0.112	Baniashanta	25-May-17	663,558.00	Environmental Mitigation Works	FY 2016-17
28.	Polder-35/1	63.050	63.106	0.056	Morelgonj	1-Mar-16	1,317,000.00	Environmental Mitigation Works	FY 2015-16
29.	Polder-35/1	63.112	63.128	0.016	Same as 63.050 to 63.106	1-Mar-16	0.00	Environmental Mitigation Works	FY 2015-16
30.	Polder-35/1	20.082	20.163	0.081	Sarankhola	1-Apr-16	100,000.00	Environmental Mitigation Works	FY 2015-16
31.	Polder-35/1	24.430	24.500	0.070	Sarankhola	23-Apr-17	1,793,272.30	Environmental Mitigation Works	FY 2016-17
32.	Polder-35/1	2.100	2.466	0.366	Baleswar	8-May-17	609,128.55	Environmental Mitigation Works	FY 2016-17

Bangladesh Water Development Board (BWDB)
Coastal Embankment Improvement Project, Phase-1 (CEIP-1)

Sl. No.	Polder No.	Chainage From	Chainage To	Length (Km)	Name of locations	Engineer Approved Date	Estimated Cost in BDT	Head of Expenditure	FY Year
33.	Polder-35/1	24.673	24.864	0.191	Bogi	19-Jun-17	2,080,957.39	Environmental Mitigation Works	FY 2016-17
34.	Polder-35/1	24.703	24.864	0.161	Southkhali	21-Jun-17	2,080,957.39	Environmental Mitigation Works	FY 2016-17
35.	Polder-35/3	7.176	7.905	0.729	Panchamala of Dema	22-Mar-16	533,000.00	Environmental Mitigation Works	FY 2016-17
36.	Polder-35/3	9.558	9.597	0.039	Panchamala of Dema	22-Mar-16	23,000.00	Environmental Mitigation Works	FY 2016-17
37.	Polder-35/3	9.815	9.887	0.072	Panchamala of Dema	22-Mar-16	34,000.00	Environmental Mitigation Works	FY 2016-17
38.	Polder-35/3	29.865	29.965	0.100	Radhaballab	27-Mar-16	1,070,000.00	Environmental Mitigation Works	FY 2015-16
39.	Polder-35/3	3.394	3.494	0.100	MollikerBer	27-Apr-17	418,530.02	Environmental Mitigation Works	FY 2016-17
Total				7.662			39,991,142		

Table 3-43: Detailed of Emergency Works under the head of "Physical & Price Contingencies"

SL.No.	Polder No.	Chainage From	Chainage To	Length (Km)	Name of locations	Engineer Approved Date	Estimated Cost in BDT	Head of Expenditure	FY Year
1.	Polder-35/3	9.867	9.917	0.050	MollikerBer	22-Mar-16	26,000.00	Physical & Price Contingency	FY 2016-17
2.	Polder-35/3	13.067	13.187	0.120	Radhaballab	27-Mar-16	1,120,000.00	Physical & Price Contingency	FY 2015-16
3.	Polder-35/3	13.573	13.610	0.037	Radhaballab	27-Mar-16	123,000.00	Physical & Price Contingency	FY 2015-16
4.	Polder-32	44.957	45.083	0.126	Kalabogi	1-May-16	926,000.00	Physical & Price Contingency	FY 2018-19
5.	Polder-32	16.298	16.525	0.227	Jaliakhali	7-May-16	1,200,000.00	Physical & Price Contingency	FY 2017-18
6.	Polder-35/1	20.020	20.308	0.288	Sarankhola	1-Jul-16	2,800,000.00	Physical & Price Contingency	FY 2017-18
7.	Polder-35/3	0.127	0.168	0.041	MollikerBer	27-Jul-16	550,000.00	Physical & Price Contingency	FY 2016-17
8.	Polder-33	17.465	17.595	0.130	Ramnagar	1-Aug-16	865,000.00	Physical & Price Contingency	FY 2016-17
9.	Polder-35/1	24.400	24.457	0.057	Sarankhola	1-Aug-16	812,000.00	Physical & Price Contingency	FY 2016-17
10.	Polder-32	3.093	3.633	0.540	Gunari of Sutharkhali	2-Aug-16	277,000.00	Physical & Price Contingency	FY 2016-17
11.	Polder-32	19.165	19.265	0.100	Kamarkhola	2-Aug-16	625,000.00	Physical & Price Contingency	FY 2017-18
12.	Polder-33	48.575	48.658	0.083	Banishanta	16-Aug-16	594,000.00	Physical & Price Contingency	FY 2017-18
13.	Polder-33	48.930	49.050	0.120	Banisanta	24-Aug-16	1,780,283.00	Physical & Price Contingency	FY 2016-17
14.	Polder-35/3	38.585	38.904	0.319	MollikerBer	28-Aug-16	158,010.00	Physical & Price Contingency	FY 2016-17
15.	Polder-35/3	36.625	36.665	0.040	Rampal	31-Aug-16		Physical & Price Contingency	FY 2016-17

Bangladesh Water Development Board (BWDB)
Coastal Embankment Improvement Project, Phase-1 (CEIP-1)

SL.No.	Polder No.	Chainage From	Chainage To	Length (Km)	Name of locations	Engineer Approved Date	Estimated Cost in BDT	Head of Expenditure	FY Year
16.	Polder-35/3	13.209	13.242	0.033	Radhaballab	8-Oct-16	445,000.00	Physical & Price Contingency	FY 2017-18
17.	Polder-35/3	13.343	13.366	0.023	Same as 13.209 to 13.242	8-Oct-16		Physical & Price Contingency	FY 2017-18
18.	Polder-35/3	13.483	13.510	0.027	Same as 13.209 to 13.242	8-Oct-16		Physical & Price Contingency	FY 2017-18
19.	Polder-32	3.103	3.241	0.138	Gunari of Sutharkhali	31-Oct-16	593,800.00	Physical & Price Contingency	FY 2016-17
20.	Polder-32	24.759	24.859	0.100	Sharankhola	14-Nov-16	1,859,614.00	Physical & Price Contingency	FY 2017-18
21.	Polder-32	25.659	25.719	0.060	Kamarkhola	17-Nov-16	415,302.00	Physical & Price Contingency	FY 2016-17
22.	Polder-32	8.350	8.385	0.035	Kalibari	1-Dec-16	60,000.00	Physical & Price Contingency	FY 2016-17
23.	Polder-32	19.150	19.225	0.075	Kamarkhola	5-Apr-17	40,000.00	Physical & Price Contingency	FY 2017-18
24.	Polder-32	31.345	31.387	0.042	Sutarkhali	27-Apr-17	84,867.18	Physical & Price Contingency	FY 2017-18
25.	Polder-35/3	2.826	2.948	0.122	MollikerBer	27-Apr-17	408,850.00	Physical & Price Contingency	FY 2017-18
26.	Polder-32	8.321	8.414	0.093	Kalibari	1-May-17	530,000.00	Physical & Price Contingency	FY 2017-18
27.	Polder-35/3	0.130	0.170	0.040	MollikerBer	7-May-17	287,000.00	Physical & Price Contingency	FY 2017-18
28.	Polder-35/3	9.900	10.050	0.150	Dema	7-May-17	1,046,761.94	Physical & Price Contingency	FY 2016-17
29.	Polder-32	45.506	45.518	0.012	Kalabogi	10-May-17	32,000.00	Physical & Price Contingency	FY 2017-18
30.	Polder-33	1.070	1.116	0.046	Dhangmari	25-May-17	31,798.00	Physical & Price Contingency	FY 2017-18
31.	Polder-33	0.005	0.060	0.055	Banishanta	1-Jun-17	344,069.00	Physical & Price Contingency	FY 2016-17

Bangladesh Water Development Board (BWDB)
Coastal Embankment Improvement Project, Phase-1 (CEIP-1)

SL.No.	Polder No.	Chainage From	Chainage To	Length (Km)	Name of locations	Engineer Approved Date	Estimated Cost in BDT	Head of Expenditure	FY Year
32.	Polder-35/3	13.110	13.148	0.038	Radhabollov	3-Jun-17	379,048.09	Physical & Price Contingency	FY 2016-17
33.	Polder-35/3	13.569	13.602	0.033	Same as 13.110 to 13.148	3-Jun-17	0.00	Physical & Price Contingency	FY 2016-17
34.	Polder-35/3	30.000	30.070	0.070	Rampal	12-Jun-17	17,000.00	Physical & Price Contingency	FY 2017-18
35.	Polder-32	36.179	36.268	0.089	Sutarkhali	22-Jun-17	164,657.00	Physical & Price Contingency	FY 2016-17
36.	Polder-32	8.600	8.670	0.070	Kalibari	26-Jun-17	150,000.00	Physical & Price Contingency	FY 2017-18
37.	Polder-35/3	7.000	7.007	0.007	Panchamala of Dema	5-Jul-17	14,000.00	Physical & Price Contingency	FY 2018-19
38.	Polder-32	8.650	8.713	0.063	Kamarkhola	6-Jul-17	113,492.00	Physical & Price Contingency	FY 2017-18
39.	Polder-32	45.549	45.731	0.182	Sutarkhali	12-Jul-17	1,338,310.00	Physical & Price Contingency	FY 2017-18
40.	Polder-35/3	37.500	37.550	0.050	Rampal	17-Jul-17	9,543.00	Physical & Price Contingency	FY 2017-18
41.	Polder-35/3	37.624	37.774	0.150	MollikerBer	17-Jul-17	34,000.00	Physical & Price Contingency	FY 2017-18
42.	Polder-35/3	10.040	10.085	0.045	Panchamala of Dema	18-Jul-17	51,276.00	Physical & Price Contingency	FY 2017-18
43.	Polder-35/3	10.000	10.040	0.040	Panchamala of Dema	19-Jul-17	45,269.00	Physical & Price Contingency	FY 2017-18
44.	Polder-35/3	37.130	37.325	0.195	MollikerBer	19-Jul-17	30,064.00	Physical & Price Contingency	FY 2018-19
45.	Polder-35/3	38.560	38.980	0.420	MollikerBer	20-Jul-17	41,290.00	Physical & Price Contingency	FY 2017-18
46.	Polder-32	16.078	16.326	0.248	Jhaliakhali of Kamarkhola	25-Jul-17	1,181,802.00	Physical & Price Contingency	FY 2017-18
47.	Polder-35/3	5.500	5.570	0.070	Basbaria	25-Jul-17	20,270.00	Physical & Price Contingency	FY 2018-19

Bangladesh Water Development Board (BWDB)
Coastal Embankment Improvement Project, Phase-1 (CEIP-1)

SL.No.	Polder No.	Chainage From	Chainage To	Length (Km)	Name of locations	Engineer Approved Date	Estimated Cost in BDT	Head of Expenditure	FY Year
48.	Polder-35/3	10.085	10.120	0.035	Panchamala of Dema	19-Aug-17	39,819.00	Physical & Price Contingency	FY 2018-19
49.	Polder-35/3	10.120	10.160	0.040	Panchamala of Dema	20-Aug-17	45,269.00	Physical & Price Contingency	FY 2018-19
50.	Polder-32	13.604	13.644	0.040	Sutarkhali	21-Aug-17	311,091.06	Physical & Price Contingency	FY 2017-18
51.	Polder-32	19.141	19.277	0.136	Kamarkhola	22-Aug-17	122,307.32	Physical & Price Contingency	FY 2017-18
52.	Polder-35/3	29.600	29.700	0.100	Khagraghat	26-Aug-17	40,395.00	Physical & Price Contingency	FY 2018-19
53.	Polder-35/3	29.800	29.950	0.150	Same as Ch. 29.600 to 29.700	26-Aug-17		Physical & Price Contingency	FY 2018-19
54.	Polder-32	8.586	8.729	0.143	Kamarkhola	27-Aug-17	922,055.59	Physical & Price Contingency	FY 2017-18
55.	Polder-32	3.130	3.180	0.050	Gunari of Sutharkhali	11-Sep-17	317,883.95	Physical & Price Contingency	FY 2017-18
56.	Polder-35/3	13.350	13.387	0.037	Bagerhat	18-Sep-17	268,708.79	Physical & Price Contingency	FY 2017-18
57.	Polder-33	1.086	1.127	0.041	Banishanta	19-Sep-17	432,185.30	Physical & Price Contingency	FY 2017-18
58.	Polder-33	1.155	1.184	0.029	Same as 1.086 to 1.127	19-Sep-17	0.00	Physical & Price Contingency	FY 2017-18
59.	Polder-35/1	24.475	24.537	0.062	Bagi	19-Sep-17	761,484.52	Physical & Price Contingency	FY 2016-17
60.	Polder-33	49.047	49.075	0.028	Banisanta	21-Sep-17	310,880.00	Physical & Price Contingency	FY 2018-19
61.	Polder-32	16.078	16.326	0.248	Jhaliakhali of Kamarkhola	28-Sep-17	1,154,217.71	Physical & Price Contingency	FY 2017-18
62.	Polder-33	49.000	49.045	0.045	Banisanta	10-Oct-17	324,000.00	Physical & Price Contingency	FY 2018-19
63.	Polder-33	49.022	49.099	0.077	Banisanta	11-Oct-17	337,240.00	Physical & Price Contingency	FY 2018-19

Bangladesh Water Development Board (BWDB)
Coastal Embankment Improvement Project, Phase-1 (CEIP-1)

SL.No.	Polder No.	Chainage From	Chainage To	Length (Km)	Name of locations	Engineer Approved Date	Estimated Cost in BDT	Head of Expenditure	FY Year
64.	Polder-35/1	24.366	24.454	0.088	Bagi	30-Oct-17	1,372,087.83	Physical & Price Contingency	FY 2017-18
65.	Polder-35/1	24.594	24.666	0.072	Bagi	30-Oct-17	1,352,571.65	Physical & Price Contingency	FY 2017-18
66.	Polder-32	8.060	8.100	0.040	Kalibari	18-Nov-17	77,000.00	Physical & Price Contingency	FY 2018-19
67.	Polder-35/1	24.273	24.340	0.067	Southkhali	27-Nov-17	1,370,419.82	Physical & Price Contingency	FY 2017-18
68.	Polder-35/1	24.759	24.859	0.100	Southkhali	30-Nov-17	1,801,033.32	Physical & Price Contingency	FY 2017-18
69.	Polder-35/1	24.865	24.955	0.090	Southkhali	3-Dec-17	1,203,275.08	Physical & Price Contingency	FY 2017-18
70.	Polder-35/1	23.788	23.823	0.035	Southkhali	10-Jan-18	290,938.46	Physical & Price Contingency	FY 2018-19
71.	Polder-32	16.030	16.300	0.270	Jhaliakhali of Kamarkhola	25-Mar-18	1,033,085.00	Physical & Price Contingency	FY 2017-18
72.	Polder-35/1	23.812	24.014	0.202	Southkhali	24-Apr-18	394,032.65	Physical & Price Contingency	FY 2017-18
73.	Polder-35/1	24.525	24.605	0.080	Bagi	9-May-18	1,539,821.57	Physical & Price Contingency	FY 2017-18
74.	Polder-33	48.850	49.100	0.250	Banisanta	16-May-18	2,480,308.98	Physical & Price Contingency	FY 2017-18
75.	Polder-35/1	24.164	24.251	0.087	Sarankhola	16-May-18	1,847,015.74	Physical & Price Contingency	FY 2017-18
76.	Polder-32	41.570	41.620	0.050	Sutarkhali	22-May-18	468,884.00	Physical & Price Contingency	FY 2017-18
77.	Polder-35/1	23.988	24.028	0.040	Sarankhola	24-May-18	355,507.00	Physical & Price Contingency	FY 2018-19
78.	Polder-32	16.240	16.300	0.060	Jhaliakhali of Kamarkhola	25-May-18	30,358.00	Physical & Price Contingency	FY 2017-18
79.	Polder-32	16.504	16.592	0.088	Jhaliakhali of Kamarkhola	4-Jun-18	539,967.00	Physical & Price Contingency	FY 2017-18

Bangladesh Water Development Board (BWDB)
Coastal Embankment Improvement Project, Phase-1 (CEIP-1)

SL.No.	Polder No.	Chainage From	Chainage To	Length (Km)	Name of locations	Engineer Approved Date	Estimated Cost in BDT	Head of Expenditure	FY Year
80.	Polder-32	16.135	16.395	0.260	Jhaliakhali of Kamarkhola	5-Jun-18	1,712,969.00	Physical & Price Contingency	FY 2017-18
81.	Polder-32	2.805	2.850	0.045	Gunari of Sutharkhali	7-Jun-18	287,852.00	Physical & Price Contingency	FY 2017-18
82.	Polder-35/3	9.873	10.083	0.210	Panchamala of Dema	23-Jul-18	1,635,916.00	Physical & Price Contingency	FY 2018-19
83.	Polder-35/3	13.055	13.155	0.100	Radhabollov of Karapara	23-Jul-18	1,564,711.00	Physical & Price Contingency	FY 2018-19
84.	Polder-35/3	13.283	13.315	0.032	Same amount of ch. 13.055 to 13.155	23-Jul-18		Physical & Price Contingency	FY 2018-19
85.	Polder-35/3	13.345	13.400	0.055	Same amount of ch. 13.055 to 13.155	23-Jul-18		Physical & Price Contingency	FY 2018-19
86.	Polder-35/1	24.252	24.329	0.077	Southkhali	29-Jul-18	1,961,705.54	Physical & Price Contingency	FY 2018-19
87.	Polder-32	2.765	2.858	0.093	Gunari of Sutharkhali	1-Aug-18	474,946.00	Physical & Price Contingency	FY 2018-19
88.	Polder-32	16.400	16.445	0.045	Jhaliakhali of Kamarkhola	1-Aug-18	258,751.00	Physical & Price Contingency	FY 2018-19
89.	Polder-32	36.317	36.365	0.048	Sutarkhali	1-Aug-18	307,884.00	Physical & Price Contingency	FY 2018-19
90.	Polder-32	43.115	43.155	0.040	Thursday Bazar, Sutarkhali	1-Aug-18	129,624.00	Physical & Price Contingency	FY 2018-19
91.	Polder-33	48.868	49.087	0.219	Banisanta	1-Aug-18	1,097,128.00	Physical & Price Contingency	FY 2018-19
92.	Polder-32	36.225	36.341	0.116	Sutarkhali	11-Aug-18	150,000.00	Physical & Price Contingency	FY 2017-18
93.	Polder-33	21.730	21.800	0.070	Dacope	11-Aug-18	464,469.00	Physical & Price Contingency	FY 2018-19
94.	Polder-33	0.235	0.280	0.045	Baniashanta	13-Aug-18	416,831.00	Physical & Price Contingency	FY 2018-19

Bangladesh Water Development Board (BWDB)
Coastal Embankment Improvement Project, Phase-1 (CEIP-1)

SL.No.	Polder No.	Chainage From	Chainage To	Length (Km)	Name of locations	Engineer Approved Date	Estimated Cost in BDT	Head of Expenditure	FY Year
95.	Polder-33	48.653	48.741	0.088	Banisanta	13-Aug-18	1,672,456.00	Physical & Price Contingency	FY 2018-19
96.	Polder-33	48.767	48.836	0.069	Same amount of Ch. 48.653 to 48.741	13-Aug-18	0.00	Physical & Price Contingency	FY 2018-19
97.	Polder-32	44.900	45.120	0.220	Sutarkhali	20-Aug-18	508,047.00	Physical & Price Contingency	FY 2018-19
98.	Polder-33	1.200	1.242	0.042	Baniashanta	20-Aug-18	294,835.00	Physical & Price Contingency	FY 2018-19
99.	Polder-33	48.892	48.972	0.080	Banisanta	11-Sep-18	497,585.00	Physical & Price Contingency	FY 2018-19
100.	Polder-35/1	24.590	24.765	0.175	Southkhali	12-Sep-18	2,063,945.09	Physical & Price Contingency	FY 2018-19
101.	Polder-32	16.325	16.398	0.073	Jaliakhali	18-Oct-18	706,605.00	Physical & Price Contingency	FY 2018-19
102.	Polder-32	16.514	16.639	0.125	Same amount of Ch. 16.325 to Km 16.398	18-Oct-18	0.00	Physical & Price Contingency	FY 2018-19
103.	Polder-32	30.568	30.618	0.050	Sutarkhali	18-Oct-18	90,967.00	Physical & Price Contingency	FY 2018-19
104.	Polder-35/1	23.988	24.028	0.040	Sarankhola	10-Jan-19	257,635.10	Physical & Price Contingency	FY 2018-19
105.	Polder-35/1	24.094	24.154	0.060	Sarankhola	10-Jan-19	535,364.22	Physical & Price Contingency	FY 2018-19
106.	Polder-35/1	24.815	24.913	0.098	Sarankhola	12-Mar-19	2,355,290.74	Physical & Price Contingency	FY 2018-19
107.	Polder-35/1	24.528	24.598	0.070	Sarankhola	12-Mar-19	445,810.12	Physical & Price Contingency	FY 2018-19
108.	Polder-32	44.575	44.826	0.251	Kalabogi	23-Jun-19	1,663,527.00	Physical & Price Contingency	FY 2018-19
109.	Polder-35/1	23.967	25.190	1.223	Southkhali	11-Jul-19	5,466,200.55	Physical & Price Contingency	FY 2019-20
110.	Polder-33	48.866	49.020	0.154	Banisanta	22-Jul-19	1,456,203.79	Physical & Price Contingency	FY 2019-20

Bangladesh Water Development Board (BWDB)
Coastal Embankment Improvement Project, Phase-1 (CEIP-1)

SL.No.	Polder No.	Chainage From	Chainage To	Length (Km)	Name of locations	Engineer Approved Date	Estimated Cost in BDT	Head of Expenditure	FY Year
111.	Polder-35/1	23.750	23.910	0.160	Bagi	28-Jul-19	3,088,391.80	Physical & Price Contingency	FY 2019-20
112.	Polder-32	30.905	31.070	0.165	Sutarkhali	1-Oct-19	1,153,060.25	Physical & Price Contingency	FY 2019-20
113.	Polder-35/3	33.050	33.090	0.040	Betbunia	17-Dec-19	486,087.03	Physical & Price Contingency	FY 2019-20
114.	Polder-32	18.787	19.117	0.330	Hatkhola	3-May-20	1,928,199.75	Physical & Price Contingency	FY 2019-20
115.	Polder-32	30.890	31.082	0.192	Sutarkhali	7-May-20	1,132,902.26	Physical & Price Contingency	FY 2019-20
116.	Polder-32	45.620	45.860	0.240	Kalabogi	7-May-20	1,863,723.28	Physical & Price Contingency	FY 2019-20
117.	Polder-35/1	23.788	23.833	0.045	Sarankhola		535,205.00	Physical & Price Contingency	FY 2018-19
Total=				13.424			81,834,047.07		

3.5 Task C: Supervise Construction & Administer Contract of Package-2

3.5.1 Introduction

The MPR covers all major site activities executed in each of the six Polders up to 28th February, 2021. The Contract was signed on 8th March 2017 for the execution of Rehabilitation/Reconstruction and upgrading of six (6) Polders in total, namely Polder 39/2C, 40/2, 41/1, 43/2C, 47/2 and Polder 48 under CEIP-1 (Contract No: CEIP-1/W-02).

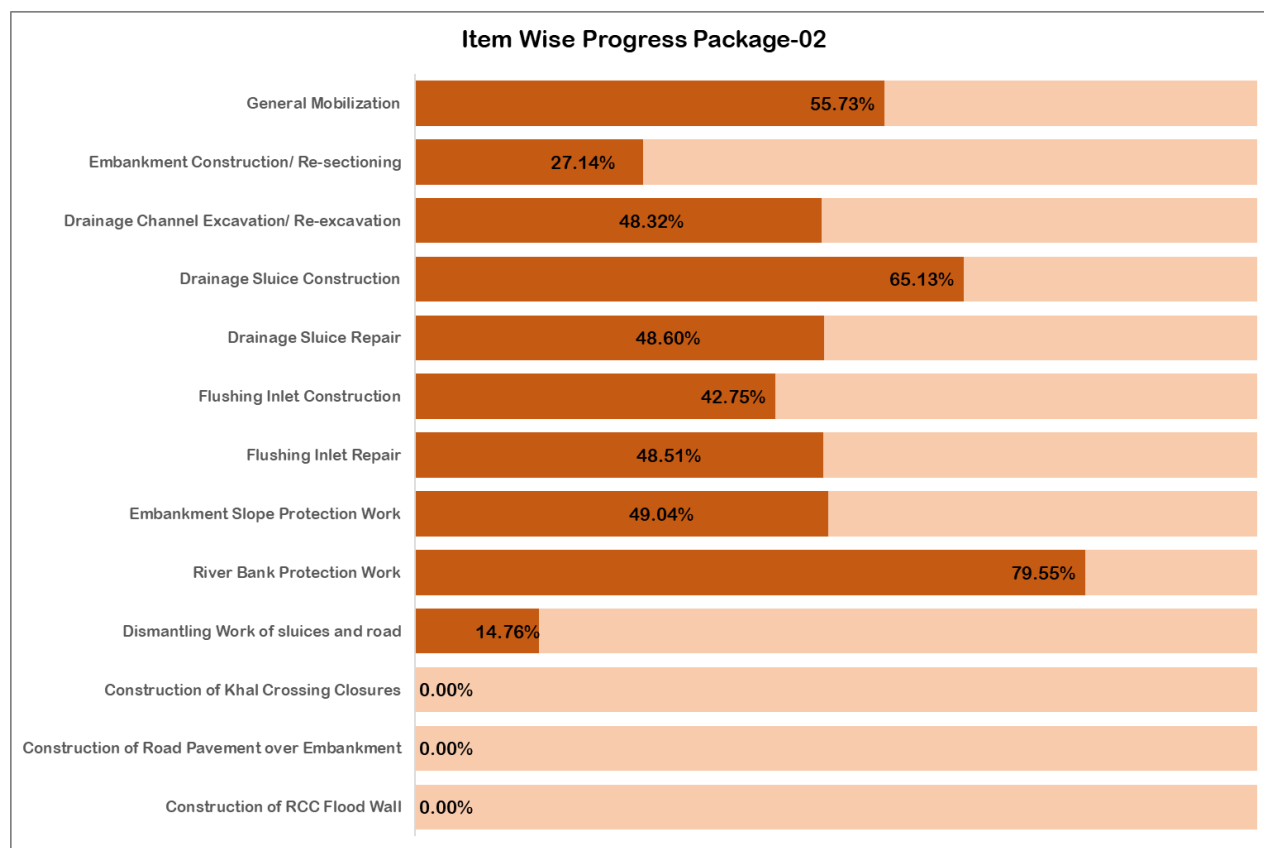


Figure 3-18: Item Wise Progress of Package-2

3.5.2 Physical Progress (Mile Stone Matrix)

Table 3-44: Physical Works Status of Package-02 as on February, 2021

Item	Unit	RF Target	Revised Quantity	Tentative Program FY 2020-2021		Cumulative upto June 2020		Cumulative upto 31 January 2021		Current Month		Cumulative upto 28 February 2021		Cumulative During FY 2020-21	
				Full	Part	Completed	Partially Completed	Completed	Partially Completed	Completed	Partially Completed	Completed	Partially Completed	Completed	Partially Completed
1	2	3	4	5	6	7	8	9	10	11=(13-9)	12	13	14	15=(13-7)	16
General Mobilization	LS	-	-	-	0	55.73%		55.73%		0.00%		55.73%		0.00%	
Embankment Construction/Re-sectioning	Km	208.051	208.101	66.13	0	36.11	21.12	36.506	24.346	2.950	23.796	39.456	23.796	3.35	23.796
						23.16%		24.70%		2.43%		27.14%		3.98%	
Drainage Channel Excavation/Re-excavation	Km	154.630	154.751	74.00	0	25.981	0	31.181	0.000	21.119	0.000	52.300	0	26.32	0.00
						29.25%		35.63%		12.69%		48.32%		19.07%	
Drainage Sluice Construction	No.	50	51	42	0	0	35	0	40	1	40	1	40	1	40
						59.26%		60.78%		4.35%		65.13%		5.86%	
Drainage Sluice Repair	No.	6	6	6	0	0	2	0	2	0	2	0	2	0	2
						33.19%		41.34%		7.26%		48.60%		15.41%	
Flushing Inlet Construction	No.	50	51	39	0	0	21	0	22	0	22	0	22	0	22
						38.09%		40.07%		2.68%		42.75%		4.66%	
Flushing Inlet Repair	No.	30	32	22	0	1	9	1	12	0	15	1	15	0	15
						32.21%		37.64%		10.87%		48.51%		16.29%	
Embankment Slope Protection Work	Km	9.480	9.476	6.397	0	0.75	-	0.870	-	0.000	-	0.870	-	0.120	0.00
						40.57%		45.26%		3.78%		49.04%		8.47%	
River Bank Protection Work	Km	4.920	5.691	1.09	0	4.03	0	4.150	-	0.030	-	4.180	-	0.150	0.00
						72.80%		78.04%		1.51%		79.55%		6.75%	
Construction of Road Pavement	Km		0.00	0	0	-	-	-	-	-	-	-	-		
Construction of RCC Flood Wall	Km		0.00	0	0	-	-	-	-	-	-	-	-		
Closure Dam Construction	No.		8	4	0	-	-	-	-	-	-	-	-		

Table 3-45: Polder wise Physical Works status of Package-2 as on 28th February, 2021

Package No	Polder No	Progress for Construction of Drainage sluices								Progress for Construction of Flushing Sluices							
		Number of DS	Dropped	Revised target of DS	100% Completed	Ongoing	Yet to Start	Overall Progress (%)	Sluice in operation.	Number of FS	Dropped	Revised target of FS	100% Completed	Ongoing	Yet to Start	Overall Progress (%)	Sluice in operation.
2	39/2C	13	0	13	0	8	5	40.53%	0	21	0	21	0	1	20	3.92%	0
	40/2	10	0	10	0	8	2	56.36%	0	13	7	6	0	3	3	47.13%	0
	41/1	10	0	10	0	9	1	83.24%	0	16	5	11	0	8	3	64.55%	0
	43/2C	8	0	8	0	6	2	65.03%	0	15	8	7	0	4	3	50.44%	0
	47/2	4	0	4	0	4	0	99.25%	0	5	2	3	0	3	0	98.75%	0
	48	6	0	6	1	5	0	89.71%	0	3	0	3	0	3	0	90.00%	0
	Total	51	0	51	1	40	10	65.13%	0	73	22	51	0	22	29	42.75%	0

Package No	Polder No	Progress for Repair of Drainage Sluices								Progress for Repair of Flushing Sluices							
		Number of DS	Number Dropped	Revised target of DS Repair	100% Completed	Ongoing	Yet to Start	Overall Progress (%)	Sluice in operation.	Number of FS	Number Dropped	Revised target of FS Repair	100% Completed	Ongoing	Yet to Start	Overall Progress (%)	Sluice in operation.
2	39/2C	0	0	0	0	0	0	NA	0	0	0	0	0	0	0	NA	0
	40/2	3	0	3	0	1	2	29.92%	0	12	1	11	0	3	8	23.61%	0
	41/1	0	0	0	0	0	0	NA	0	13	1	12	1	6	5	42.79%	0
	43/2C	0	0	0	0	0	0	NA	0	7	0	7	0	4	3	48.57%	0
	47/2	0	0	0	0	0	0	NA	0	2	0	2	0	2	0	85.00%	0
	48	3	0	3	0	1	2	25.92%	0	0	0	0	0	0	0	NA	0
	Total	6	0	6	0	2	4	48.60%	0	34	2	32	1	15	16	48.51%	0

Package No	Polder No	Progress for Bank Protection Work			Summary of Slope Protection Work			Progress for Excavation / Re-excavation of Drainage Channel				Summary of CC Block Production Status		
		Target Length (Km)	Completed Length (Km)	% Completed	Target Length (Km)	Completed Length (Km)	% Completed	Number of Canals	RF Target Length (Km)	Completed Length (Km)	% Completed	Target Quantity	Production Quantity	% Completed
Package 2	39/2C	3.787	3.380	89.25%	4.000	0.00	0.00%	11	57.23	11.48	20.06%	5,328,276	4,206,573	78.95%
Package 2	40/2	0.000	0.000	NA	1.137	0.12	10.55%	11	4.23	1.83	43.25%	429,969	227,339	52.87%
Package 2	41/1	0.674	0.330	48.96%	0.000	0.00	NA	8	23.13	4.16	17.99%	590,650	382,639	64.78%
Package 2	43/2C	0.540	0.000	0.00%	0.261	0.00	0.00%	8	28.08	6.54	23.29%	435,342	113,234	26.01%
Package 2	47/2	0.690	0.470	68.12%	0.000	0.00	NA	4	9.17	9.17	100.00%	482,227	434,713	90.15%
Package 2	48	0.000	0.000	NA	4.078	0.75	18.39%	11	32.91	19.12	58.11%	539,493	312,975	58.01%
	Package 2	5.691	4.180	79.55%	9.476	0.870	49.04%	53	154.751	52.300	48.32%	7,805,957	5,677,473	72.73%

Package No	Polder No	Progress of Construction / Re-sectioning of Embankment									Partly Completed					
		Target Length (Km)	Completed Length (Km)	% Completed	New Emb. Length (Km)	Completed New Emb. Length (Km)	% Completed	Resectioning Length (Km)	Completed Resectioning Length (Km)	% Completed	Retd. Emb. Length (Km)	Completed Retd. Emb. Length (Km)	% Completed	New Emb. Length (Km)	Resectioning Length (Km)	Retd. Emb. Length (Km)
Package 2	39/2C	59.250	3.20	5.40%	59.25	3.20	5.40%	0.00	0.00	NA	0.00	0.00	NA	1.250	0.000	0.000
Package 2	40/2	34.200	8.20	23.98%	0.00	0.00	NA	34.20	8.20	23.98%	0.00	0.00	NA	0.000	7.110	0.000
Package 2	41/1	33.571	2.65	7.89%	0.00	0.00	NA	31.32	2.15	6.86%	2.25	0.50	22.22%	0.000	8.450	0.800
Package 2	43/2C	25.513	6.86	26.87%	0.00	0.00	NA	22.21	6.86	30.86%	3.00	0.00	0.00%	0.000	1.050	0.000
Package 2	47/2	17.567	16.20	92.22%	0.00	0.00	NA	16.24	16.20	99.77%	1.33	0.00	0.00%	0.000	0.336	0.150
Package 2	48	38.000	2.35	6.19%	0.00	0.00	NA	38.00	2.35	6.19%	0.00	0.00	NA	0.000	4.650	0.000
	Package 2	208.101	39.456	27.14%	59.250	3.200	5.40%	141.968	35.756	25.19%	6.58	0.50	7.60%	1.250	21.596	0.950

Table 3-46: Chainage wise detailed Information of Construction of Embankment for Package-2

#	Order	Location	Status of Work	Length (Km)	Starting Chainage (Km)	End Chainage (Km)	Type of Work (New/ Retd./ Resectioning)	LA Problem	LA - Current Status	Required Earthwork Quantity (Cum)	Completed Earthwork Quantity (Cum)	Required Dressing & Turtling (Sqm)	Completed Dressing and turtling (Sqm)	Completed Earthwork %	Completed Dressing and turtling %	Progress as of Feb 2021	Completed Length (km)	Partly Completed Length (km)	Remarks
Package 2																			
1	39/2C	Pirojpur	Yet to Start	6.500	0.000	6.500	New	Yes	Possession Received	208,390	-	-	-	0.00%	0.00%	0.00%	0.000	0.000	Possession Received in paper but physically land is not clear for work
2	39/2C	Jalukathi	Yet to Start	6.000	6.500	12.500	New	Yes	Take Deposited to DC	192,360	-	-	-	0.00%	0.00%	0.00%	0.000	0.000	Land problem
3	39/2C	Pirojpur	Yet to Start	24.550	12.500	37.050	New	Yes	Possession Received	787,075	-	-	-	0.00%	0.00%	0.00%	0.000	0.000	Possession Received in paper but physically land is not clear for work
4	39/2C	Junia, Pirojpur	Ongoing	2.000	37.050	39.050	New	No	do	126,000	122,000	55,000	26,500	96.83%	48.18%	92.93%	2.000	0.000	Work in Progress
5	39/2C	Junia, Pirojpur	Yet to Start	5.550	39.050	44.600	New	No	do	86,122	-	-	-	0.00%	0.00%	0.00%	-	-	Possession Received in paper but physically land is not clear for work
6	39/2C	Junia, Pirojpur	Ongoing	3.234	44.600	47.834	New	No	do	190,223	48,000	-	-	25.23%	0.00%	23.21%	0.400	0.550	Work in Progress
7	39/2C	Junia, Pirojpur	Ongoing	2.716	47.834	50.550	New	No	do	165,775	86,000	-	-	51.88%	0.00%	47.73%	0.800	0.700	Work in Progress
8	39/2C	Pirojpur	Yet to Start	8.700	50.550	59.250	New	Yes	do	273,702	-	-	-	0.00%	0.00%	0.00%	0.000	0.000	Possession Received in paper but physically land is not clear for work
9	40/2	Pathargata Mouza	Yet to Start	1.240	0.000	1.240	Resectioning	Yes	NA	-	-	-	-	0.00%	0.00%	0.00%	-	-	Pourashava cc Road. Work is under suspension as per letter no CEIP-1/52/225 Dated 20.02.2019 issued by the Project Director.
10	40/2	Pathargata Mouza	Ongoing	1.760	1.240	3.000	Resectioning	No	Possession Received	120,647	95,000	44,238	1,002	78.74%	2.27%	72.62%	1.000	0.760	Work in Progress
11	40/2	Gohorpur	Yet to Start	1.150	3.000	4.150	Resectioning	No	NA	63,991	-	-	-	0.00%	0.00%	0.00%	-	-	Program for next year.
12	40/2	Gohorpur	Completed	1.700	4.150	5.850	Resectioning	No	NA	19,892	19,892	28,838	28,838	100.00%	100.00%	100.00%	1.700	0.000	Work in Progress
13	40/2	Gohorpur	Ongoing	0.100	5.850	5.950	Resectioning	No	NA	4,622	3,500	1,882	-	75.72%	0.00%	69.67%	0.00	0.100	Work in Progress
14	40/2	Gohorpur	Completed	0.700	5.950	6.650	Resectioning	No	NA	16,002	16,002	13,052	13,052	100.00%	100.00%	100.00%	0.700	0.000	Work in Progress
15	40/2	Nijlathimara	Ongoing	0.850	6.650	7.500	Resectioning	No	NA	18,943	4,100	-	-	21.64%	0.00%	19.91%	0.000	0.850	Work in Progress
16	40/2	Nijlathimara	Yet to Start	1.500	7.500	9.000	Resectioning	No	NA	31,238	-	-	-	0.00%	0.00%	0.00%	-	-	Program for next year
17	40/2	Tangra Mouza	Ongoing	3.000	9.000	12.000	Resectioning	No	NA	129,970	85,000	83,762	14,500	65.40%	17.31%	61.55%	0.800	2.200	Work in Progress
18	40/2	Gaptharia	Ongoing	0.850	12.000	12.850	Resectioning	No	NA	52,726	19,500	35,093	-	36.98%	0.00%	34.02%	0.000	0.850	Work in Progress
19	40/2	Tapalbaria	Ongoing	1.150	12.850	14.000	Resectioning	No	Possession received	109,488	109,000	24,668	15,000	99.55%	60.76%	96.45%	1.150	0.000	Work in Progress
20	40/2	Tapalbaria	Ongoing	1.000	14.000	15.000	Resectioning	Yes	Possession received	84,270	55,000	40,501	-	65.27%	0.00%	60.05%	0.000	1.000	Work in Progress
21	40/2	Tapalbaria	Yet to Start	2.700	15.000	17.700	Resectioning	No	NA	264,202	-	-	-	0.00%	0.00%	0.00%	-	-	Program for next year
22	40/2	Tapalbaria	Yet to Start	0.750	17.700	18.450	Resectioning	No	Possession received	57,630	-	-	-	0.00%	0.00%	0.00%	-	-	Program for next year
23	40/2	Char donai Mouza	Ongoing	1.250	18.450	19.700	Resectioning	No	Possession received	99,752	93,500	36,433	30,500	93.73%	83.72%	92.93%	1.000	0.200	Work in Progress
24	40/2	Char donai Mouza	Ongoing	1.300	19.700	21.000	Resectioning	No	Possession received	111,132	65,000	-	-	58.49%	0.00%	53.81%	0.400	0.600	Work in Progress
25	40/2	Char donai Mouza	Ongoing	0.550	21.000	21.550	Resectioning	No	Possession received	41,131	35,000	22,710	22,710	85.09%	100.00%	86.29%	0.000	0.550	Work in Progress
26	40/2	Char donai Mouza	Ongoing	1.450	21.550	23.000	Resectioning	No	NA	41,856	41,000	31,338	18,000	97.95%	57.44%	94.71%	1.450	0.000	Work in Progress
27	40/2	Char donai Mouza	Yet to Start	4.520	23.000	27.520	Resectioning	LGED Road	NA	-	-	-	-	0.00%	0.00%	0.00%	-	-	LGED Paved Road. Work is under suspension as per letter no CEIP-1/52/225 Dated 20.02.2019 issued by the Project Director.
28	40/2	Hoglapasha	Yet to Start	4.715	27.520	32.235	Resectioning	RHD Road	NA	-	-	-	-	0.00%	0.00%	0.00%	-	-	RHD Paved Road. Work is under suspension as per letter no CEIP-1/52/225 Dated 20.02.2019 issued by the Project Director.
29	40/2	Hatempur & Boraita	Yet to Start	1.515	32.235	33.750	Resectioning	Pourashava Carpeting Road	NA	-	-	-	-	0.00%	0.00%	0.00%	-	-	Pourashava Paved Road. Work is under suspension as per letter no CEIP-1/52/225 Dated 20.02.2019 issued by the Project Director.
30	40/2	Pathargata Mouza	Yet to Start	0.450	33.750	34.200	Resectioning	Pourashava cc Road	NA	-	-	-	-	0.00%	0.00%	0.00%	-	-	Pourashava cc Road. Work is under suspension as per letter no CEIP-1/52/225 Dated 20.02.2019 issued by the Project Director.
31	41/1	Ayia Patakata UP	Ongoing	2.250	0.000	2.250	Resectioning	No	NA	57,203	53,000	85,000	36,644	92.65%	43.11%	88.69%	1.500	0.750	Work in Progress
32	41/1	Burir Char UP	Yet to Start	0.750	2.250	3.000	Resectioning	RHD Road	NA	-	-	-	-	0.00%	0.00%	0.00%	-	-	RHD Carpeting Road. Work is under suspension as per letter no CEIP-1/52/225 Dated 20.02.2019 issued by the Project Director.
33	41/1	Burir Char UP	Ongoing	2.250	3.000	5.250	Retired	No	Possession received	197,000	85,000	-	-	43.15%	0.00%	39.70%	0.500	0.800	Work in Progress
34	41/1	Burir Char UP	Ongoing	7.550	5.250	12.800	Resectioning	No	NA	188,475	135,500	0	0	71.89%	0.00%	66.14%	0.000	7.550	Work in Progress
35	41/1	Burir Char UP	Ongoing	0.950	12.800	13.750	Resectioning	No	NA	51,709	45,000	33,250	21,000	87.03%	63.16%	85.12%	0.650	0.150	Work in Progress
36	41/1	Burir Char UP	Yet to Start	0.250	13.750	14.000	Resectioning	No	NA	13,304	-	-	-	0.00%	0.00%	0.00%	-	-	Program for next year.
37	41/1	Burir Char UP	Yet to Start	4.650	14.000	18.650	Resectioning	LGED Road	NA	-	-	-	-	0.00%	0.00%	0.00%	-	-	LGED Carpeting Road. Work is under suspension as per letter no CEIP-1/52/225 Dated 20.02.2019 issued by the Project Director.
38	41/1	Burir Char UP	Yet to Start	2.050	18.650	20.700	Resectioning	Pourashava Road	NA	-	-	-	-	0.00%	0.00%	0.00%	-	-	Pourashava Carpeting Road. Work is under suspension as per letter no CEIP-1/52/225 Dated 20.02.2019 issued by the Project Director.
39	41/1	Burir Char UP	Yet to Start	6.560	20.700	27.260	Resectioning	RHD Road	NA	-	-	-	-	0.00%	0.00%	0.00%	-	-	RHD Carpeting Road. Work is under suspension as per letter no CEIP-1/52/225 Dated 20.02.2019 issued by the Project Director.
40	41/1	Ayia Patakata UP	Yet to Start	6.000	27.260	33.260	Resectioning	LGED Road	NA	-	-	-	-	0.00%	0.00%	0.00%	-	-	LGED Carpeting Road. Work is under suspension as per letter no CEIP-1/52/225 Dated 20.02.2019 issued by the Project Director.
41	41/1	Ayia Patakata UP	Yet to Start	0.140	33.260	33.400	Resectioning	LGED Road	NA	-	-	-	-	0.00%	0.00%	0.00%	-	-	LGED Carpeting Road. Work is under suspension as per letter no CEIP-1/52/225 Dated 20.02.2019 issued by the Project Director.
42	41/1	Ayia Patakata UP	Yet to Start	0.171	33.400	33.571	Resectioning	No	NA	8,987	-	-	-	0.00%	0.00%	0.00%	-	-	Program for next year

Bangladesh Water Development Board (BWDB)
Coastal Embankment Improvement Project, Phase-1 (CEIP-1)

#	Polder	Location	Status of Work	Length (Km)	Starting Chainage (Km)	End Chainage (Km)	Type of Work (New/ Retd./ Resectioning)	LA Problem	LA - Current Status	Required Earthwork Quantity (Cum)	Completed Earthwork Quantity (Cum)	Required Dressing & Turfing (Sqm)	Completed Dressing and turfing (Sqm)	Completed Earthwork %	Completed Dressing and turfing %	Progress as of Feb 2021	Completed Length (km)	Partly Completed Length (km)	Remarks
42	43/2C	Suhari	Yet to Start	0.074	0.000	0.074	Resectioning	RHD Road	NA					0.00%	0.00%	0.00%			RHD Carpeting Road. Work is under suspension as per letter no CEIP-1/S2/225 Dated 20.02. 2019 issued by the Project Director.
43	43/2C	Bauria	Ongoing	0.851	0.074	0.925	Resectioning	Yes	Revised land plan under preparation	42,009	8,000	21,392		19.04%	0.00%	17.52%	0.250	0.050	Work in Progress
44	43/2C	Bauria	Ongoing	0.400	0.925	1.325	Resectioning	Yes	do	12,341	12,341	8,048	0	100.00%	0.00%	92.00%	0.400	0.000	Work in Progress
45	43/2C	Gabua	Ongoing	2.699	1.325	4.024	Resectioning	Yes	do	74,670	33,500	51,868		44.86%	0.00%	41.27%	0.975	0.350	Work in Progress
46	43/2C	Boro Gabua	Yet to Start	0.876	4.024	4.900	Resectioning	LGED Road	NA					0.00%	0.00%	0.00%			LGED Carpeting Road. Work is under suspension as per letter no CEIP-1/S2/225 Dated 20.02. 2019 issued by the Project Director.
47	43/2C	Boro Gabua	Ongoing	0.950	4.900	5.850	Resectioning	Yes	Revised land plan under	22,817	21,000	18,158		92.04%	0.00%	84.67%	0.950	0.000	Work in Progress
48	43/2C	Boro Gabua	Yet to Start	1.650	5.850	7.500	Resectioning	LGED Road	NA					0.00%	0.00%	0.00%			LGED Carpeting Road. Work is under suspension as per letter no CEIP-1/S2/225 Dated 20.02. 2019 issued by the Project Director.
49	43/2C	Golkhali	Ongoing	5.690	7.500	13.190	Resectioning	Yes	Revised land plan under preparation	124,952	58,750	111,806	21,500	47.02%	19.23%	44.79%	2.900	0.350	Work in Progress
50	43/2C	East Golkhali	Yet to Start	1.810	13.190	15.000	Resectioning	Yes	do					0.00%	0.00%	0.00%			Program for next year
51	43/2C	East Golkhali	Yet to Start	3.000	15.000	18.000	Retired	Yes	do					0.00%	0.00%	0.00%			Program for next year
52	43/2C	East Golkhali & Badar pur	Yet to Start	2.700	18.000	20.700	Resectioning	Yes	do					0.00%	0.00%	0.00%			Program for next year
53	43/2C	Suharinij Char	Ongoing	1.700	20.700	22.400	Resectioning	Yes	do	64,993	51,200	50,628		78.78%	0.00%	72.48%	1.380	0.000	Work in Progress
54	43/2C	Suharinij Char	Ongoing	1.600	22.400	24.000	Resectioning	Yes	do	73,766	2,500			3.39%	0.00%	3.12%	0.00	0.300	Program for next year
55	43/2C	Suhari	Yet to Start	1.210	24.000	25.210	Resectioning	Yes	do					0.00%	0.00%	0.00%			Program for next year
56	43/2C	Suhari	Yet to Start	0.303	25.210	25.513	RHD Road	RHD Road	NA					0.00%	0.00%	0.00%			RHD Carpeting Road. Work is under suspension as per letter no CEIP-1/S2/225 Dated 20.02. 2019 issued by the Project Director.
57	47/2	Piarpur	Ongoing	2.100	0.000	2.100	Resectioning	No	NA	9,178	9,178	26,745	22,463	100.00%	83.99%	98.72%	2.100	0.000	Work completed
58	47/2	Piarpur	Yet to Start	0.650	2.100	2.750	Retired	Yes	Possession Received	34,813	0			0.00%	0.00%	0.00%	0.000	0.000	Program for next Year
59	47/2	Piarpur	Ongoing	3.400	2.750	6.150	Resectioning	No	NA	36,849	36,849	56,220	47,360	100.00%	84.24%	98.74%	3.400	0.000	Work completed
60	47/2	Kichikata	Ongoing	0.680	6.150	6.830	Retired	Yes	Possession Received	31,378	4,150			13.23%	0.00%	12.17%	0.000	0.150	Program for next year
61	47/2	Kichikata	Ongoing	6.220	6.830	13.050	Resectioning	No	NA	52,700	52,387	84,575	78,748	99.41%	93.11%	98.90%	6.183	0.336	Work completed
62	47/2	Thankhola	Ongoing	4.517	13.050	17.567	Resectioning	No	NA	48,526	48,525	60,057	50,765	100.00%	84.53%	98.76%	4.517	0.000	Work completed
63	48	Khajura	Ongoing	0.534	0.000	0.534	Resectioning	No	NA	3,950	2,765			70.00%	0.00%	64.40%	0.00	0.500	Work in Progress
64	48	Tolatoli, Chapali & Char Chapali	Yet to Start	15.600	0.534	16.134	Resectioning	LGED Road	NA					0.00%	0.00%	0.00%		0.000	LGED Carpeting Road. Work is under suspension as per letter no CEIP-1/S2/225 Dated 20.02. 2019 issued by the Project Director.
65	48	Char Chapali	Completed	0.316	16.134	16.450	Resectioning	No	NA	5,513	5,513	5,863	5,863	100.00%	100.00%	100.00%	0.316	0.000	Work completed
66	48	Ashakhali	Ongoing	0.685	16.450	17.135	Resectioning	No	NA	115,564	92,000	40,197	32,158	79.61%	80.00%	79.64%	0.685	0.000	Work in Progress
67	48	Ashakhali	Ongoing	0.865	17.135	18.000	Resectioning	No	NA	120,046	98,437	46,721	29,250	82.00%	62.61%	80.45%	0.000	0.865	Work in Progress
67	48	Ashakhali	Yet to Start	11.455	18.000	29.455	Resectioning	No	NA	1,223,421				0.00%	0.00%	0.00%			Program for next year
68	48	Kuakata Beach	Yet to Start	1.197	29.455	30.652	Resectioning	LGED Road	NA					0.00%	0.00%	0.00%			LGED Carpeting Road. Work is under suspension as per letter no CEIP-1/S2/225 Dated 20.02. 2019 issued by the Project Director.
69	48	Kuakata Beach	Ongoing	0.148	30.652	30.800	Resectioning	No	NA	7,392	5,174			69.99%	0.00%	64.40%	0.00	0.148	Work in Progress
70	48	Kuakata Beach	Ongoing	1.215	30.800	32.015	Resectioning	No	NA	40,658	38,570	10,520	4,100	94.86%	38.97%	90.39%	1.000	0.215	Work in Progress
71	48		Ongoing	2.285	32.015	34.300	Resectioning	No	NA	110,109	55,100			50.04%	0.00%	46.04%	0.00	1.500	Work in Progress
72	48		Completed	0.250	34.300	34.550	Resectioning	No	NA	25,871	25,871	2,820	2,820	100.00%	100.00%	100.00%	0.250	0.000	Work completed
73	48		Ongoing	0.328	34.550	34.878	Resectioning	No	NA	23,428	20,714	3,231	980	88.42%	30.33%	83.77%	0.100	0.050	Work in Progress
74	48		Ongoing	2.122	34.878	37.000	Resectioning	No	NA	222,081	6,138			2.76%	0.00%	2.54%	0.000	0.372	Work in Progress
75	48		Ongoing	1.000	37.000	38.000	Resectioning	No	NA	12,694	2,538			19.99%	0.00%	18.39%	0.00	1.000	Program for next year

Table 3-47: Channel Wise detailed Information for Construction of Drainage Channel for Package-2

#	Polder	Name of Khal	Status of Work	Length (Km)	Completed Length (km)	Required Quantity (Cum)	Achieved Quantity (Cum)	Status as of February 2021	Remarks
Package 2									
1	39/2C	Chokeydev Khal	Yet to Start	5.500	0.000	28,453.29	-	0.00%	Next year Program
2	39/2C	Pona Khal	Yet to Start	20.000	0.000	102,282.25	-	0.00%	Do
3	39/2C	Bakshi Khal Br. 2	Yet to Start	3.000	0.000	15,519.98	-	0.00%	Do
4	39/2C	Dasher Khal	Yet to Start	3.750	0.000	19,399.97	-	0.00%	Do
5	39/2C	Junier Khal	Ongoing	3.000	2.000	2,926.00	1,750.00	66.67%	Work in Progress
6	39/2C	Teli Khali Khal	Yet to Start	4.500	0.000	23,279.97	-	0.00%	
7	39/2C	Chakluia Khal	Yet to Start	5.500	0.000	28,453.29	-	0.00%	
8	39/2C	Hetalia Khal	Ongoing	3.500	3.000	10,256.00	8,000.00	85.71%	Work in Progress
9	39/2C	Nodmollar Khal	Ongoing	4.000	2.000	11,209.00	5,600.00	50.00%	Work in Progress
10	39/2C	Dagrey Khal	Completed	2.000	2.000	27,552.00	27,552.00	100.00%	Completed
11	39/2C	Bauner Khal	Completed	2.480	2.480	-	-	100.00%	No excavated is required as the bottom level is in the design level
12	40/2	Mutainer Khal	Yet to Start	2.400	0.000	42,571.38	-	0.00%	This khal has already been excavated by BWDB (Connected with DS-1)
13	40/2	Adhania Khal	Dropped	0.000	0.000	23,507.00	-	0.00%	Dropped
14	40/2	Nijladiamar Khal	Dropped	0.000	0.000	43,613.08	-	0.00%	Dropped
15	40/2	Ganpara Khal - 1	Dropped	0.000	0.000	-	-	0.00%	Dropped
16	40/2	Keoratala Khal	Completed	1.829	1.829	36,574.00	35,558.00	100.00%	Work completed (Connected with DS-6)
17	40/2	Charduani Khal	Dropped	0.000	0.000	73,031.75	-	0.00%	Dropped
18	40/2	Hoglapasha Khal	Dropped	0.000	0.000	57,367.59	-	0.00%	Dropped
19	40/2	Munshigonj Khal	Dropped	0.000	0.000	1,663.75	-	0.00%	Dropped
20	40/2	Maser Khal	Dropped	0.000	0.000	37,548.50	-	0.00%	Dropped
21	40/2	Kajibari Khal	Dropped	0.000	0.000	38,060.00	-	0.00%	Dropped
22	40/2	Boraitola Khal	Dropped	0.000	0.000	73,238.00	-	0.00%	Dropped
23	41/1	Lobongla Khal	Yet to Start	4.073	0.000	14,393.64	-	0.00%	This khal has already been excavated by BWDB (Connected with DS-1)
24	41/1	Shonakhali Khal	Dropped	0.000	0.000	17,187.50	-	0.00%	Dropped
25	41/1	Charakgasia Khal	Dropped	0.000	0.000	6,789.75	-	0.00%	Dropped
26	41/1	Charnalar Khal	Ongoing	1.260	1.110	18,345.00	16,323.00	88.10%	Work completed (Connected with DS-4)
27	41/1	Burirchar Khal	Yet to Start	6.930	0.000	38,439.50	-	0.00%	(Connected with DS-5)
28	41/1	Lobongla Khal Br. 1	Yet to Start	4.390	0.000	161,561.13	-	0.00%	As per approved shop drawing, the excavation quantity is only 5,301.00 Cum which is negligible in compared to length. So the existing section is enough compared to design section. No need re-excavation (Connected with DS-6).
29	41/1	Napit Khali Khal	Ongoing	1.813	1.713	23,564.00	21,848.00	94.48%	Work completed. (Connected with DS-7)
30	41/1	Choto Lobongla Khal	Ongoing	4.667	1.338	26,171.00	26,171.00	28.67%	Length of Khal is 4.700Km. But from Km 1.338 to Km 4.700 already excavated by BWDB. (Connected with DS-8)
31	43/2C	Chadkokai Khal	Ongoing	2.540	0.800	65,370.00	12,500.00	31.50%	Work in Progress
32	43/2C	Jamaluddin Khal	Yet to Start	3.961	0.000	13,549.81	-	0.00%	Next year Program
33	43/2C	Mushir Khal - 01	Yet to Start	6.793	0.000	29,157.81	-	0.00%	Next year Program
34	43/2C	Mushir Khal	Ongoing	2.448	0.800	32,013.00	13,000.00	32.68%	Work in Progress
35	43/2C	Pollar Khal	Ongoing	2.264	0.500	41,624.00	7,800.00	22.08%	Work in Progress
36	43/2C	Rishir Khal	Yet to Start	1.966	0.000	5,145.50	-	0.00%	Do
37	43/2C	Taitola Khal	Completed	2.440	2.440	35,930.84	35,715.00	100.00%	Completed
38	43/2C	Golkhali Khal	Ongoing	5.669	2.000	59,517.00	35,000.00	35.28%	Work in Progress
39	47/2	Eidkhola Khal	Completed	0.676	0.676	8,019.00	8,019.00	100.00%	Completed
40	47/2	Kichikata Khal	Completed	1.700	1.700	13,607.00	13,607.00	100.00%	Completed
41	47/2	Dhankhola Khal	Completed	4.791	4.791	53,943.00	53,943.00	100.00%	Completed
42	47/2	Piarpur Khal	Completed	2.000	2.000	29,714.00	29,714.00	100.00%	Completed
43	48	Khanjurpara Khal	Ongoing	7.465	6.400	100,302.50	91,603.00	85.73%	Work in Progress
44	48	Matiranga Khal	Completed	1.925	1.925	4,473.90	4,473.90	100.00%	Completed
45	48	Loxir Khal	Yet to Start	7.000	0.000	2,420.00	-	0.00%	Next year Program
46	48	Nayapara Khal - 1	Completed	4.250	4.250	31,796.00	31,796.00	100.00%	Completed
47	48	Tolatali Khal	Yet to Start	5.723	0.000	54,469.25	-	0.00%	Next year Program
48	48	Charchapali Khal	Completed	2.472	2.472	26,483.00	26,483.00	100.00%	Completed
49	48	Kauarchar Khal	Completed	1.000	1.000	7,818.25	7,818.25	100.00%	Completed
50	48	Kalaipara Khal	Completed	0.350	0.350	9,547.58	9,547.58	100.00%	Completed
51	48	Goramkhula Khal	Completed	2.726	2.726	54,163.00	54,163.00	100.00%	Completed
52	48	Khalifar Khal	Dropped	0.000	0.000	6,924.50	-	0.00%	Dropped
53	48	Maither Khal	Dropped	0.000	0.000	4,983.00	-	0.00%	Dropped
Total				154.751	52.300	1,310,015.835	577,984.73		

Table 3-48: Detailed Information of Construction Status of Drainage Sluice for Package-2

#	Type of HS	Polder	Sluice Name	Dropped/ Not Dropped	LA Problem	LA - Current Status	Preparation cofferdam- excavation- dewatering	Foundation sand piling - Sheet Piles	Structure - Concreting Work	Installation CC block placing - Gate	Weighted % progress Feb 2021)	Remarks
Drainage Sluice												
1	DS	39/2C	DS-1	Yet to Start	Y	Possession Received			40%		0.00%	Next year program. Resettlement problem.
2	DS	39/2C	DS-2	Ongoing	Y	Possession Received	100%	100%			52.00%	Program for the year 2020-2021
3	DS	39/2C	DS-3	Yet to Start	Y	Possession Received					0.00%	Program for the year 2020-2021
4	DS	39/2C	DS-4	Ongoing	Y	Possession Received	100%	100%			30.00%	Program for the year 2020-2021
5	DS	39/2C	DS-5	Yet to Start	Y	Possession Received					0.00%	Program for the year 2020-2021
6	DS	39/2C	DS-6	Ongoing	Y	Possession Received	100%				10.00%	Work in progress
7	DS	39/2C	DS-7	Ongoing	N	N/A	100%	100%	100%	90%	98.50%	Work in progress (Gate Installed)
8	DS	39/2C	DS-8	Ongoing	Y	Possession Received	100%	100%	80%		74.00%	Work in progress
9	DS	39/2C	DS-9	Yet to Start	Y	Taka Deposited to DC					0.00%	Land problem issue has not yet been resolved
10	DS	39/2C	DS-10	Ongoing	Y	Possession Received	100%	100%	90%		79.50%	Work in progress
11	DS	39/2C	DS-11	Ongoing	Y	Possession Received	100%	100%	99%		84.45%	Work in progress
12	DS	39/2C	DS-12	Ongoing	N	N/A	100%	100%	100%	90%	98.50%	Work in progress (Gate Installed)
13	DS	39/2C	DS-13	Yet to Start	Y	Possession Received					0.00%	program for the year 2020-2021
14	DS	40/2	DS-1	Ongoing	N	NA	100%	100%	65%		65.75%	Program for the year 2020-2021
15	DS	40/2	DS-2	Ongoing	N	NA	100%	100%	100%	85%	97.75%	Work in progress
16	DS	40/2	DS-3	Ongoing	N	Possession Received	100%	100%	100%	75%	96.25%	Work in progress
17	DS	40/2	DS-5	Ongoing	N	NA	100%	100%	99%		84.45%	Work in progress
18	DS	40/2	DS-7	Yet to Start	Y	Court case					0.00%	Due to court case work not yet started
19	DS	40/2	DS-7A	Ongoing	Y	N/A	100%	100%	98%	40%	89.90%	Work in progress
20	DS	40/2	DS-8	Ongoing	Y	Court case	90%				9.00%	Due to court case work not yet started
21	DS	40/2	DS-9	Ongoing	N	Court case	100%	100%			30.00%	Due to court case work not yet started
22	DS	40/2	DS-10	Ongoing	N	NA	100%	100%	99%	40%	90.45%	Work in progress
23	DS	40/2	DS-10A	Yet to Start	Y	Court case					0.00%	Due to court case work not yet started
23	DS	41/1	DS-1	Ongoing	N	Possession Received	100%	100%	100%	10%	86.50%	Work in progress
24	DS	41/1	DS-2	Yet to Start	N	NA					0.00%	program for the year 2020-2021
25	DS	41/1	DS-3	Ongoing	N	NA	100%	100%	97%	70%	93.85%	Work in progress
26	DS	41/1	DS-4	Ongoing	N	NA	100%	100%	100%		85.00%	Work in progress
27	DS	41/1	DS-5	Ongoing	N	NA	100%	100%	100%	70%	95.50%	Work in progress
28	DS	41/1	DS-6	Ongoing	N	NA	100%	100%	100%	70%	95.50%	Work in progress (Gate Installed)
29	DS	41/1	DS-7	Ongoing	N	NA	100%	100%	100%	70%	95.50%	Work in progress
30	DS	41/1	DS-8	Ongoing	N	NA	100%	100%	100%	70%	95.50%	Work in progress
31	DS	41/1	DS-9	Ongoing	N	NA	100%	100%	100%	50%	92.50%	Work in progress
32	DS	41/1	DS-10	Ongoing	N	NA	100%	100%	100%	50%	92.50%	Work in progress
33	DS	43/2C	DS-1	Ongoing	N	NA	100%	100%	75%		71.25%	Work in progress
34	DS	43/2C	DS-2	Yet to Start	Y	Revised Land Plan under preparation					0.00%	Land problem issue has not yet been resolved
35	DS	43/2C	DS-3	Ongoing	N	NA	100%	100%	99%	75%	95.70%	Work in progress
36	DS	43/2C	DS-4	Ongoing	N	NA	100%	100%	72%		69.60%	Work in progress
37	DS	43/2C	DS-5	Ongoing	N	NA	100%	100%	99%	45%	91.20%	Work in progress
38	DS	43/2C	DS-6	Yet to Start	Y	Revised Land Plan under preparation					0.00%	Land & Resettlement issue has not yet been resolved
39	DS	43/2C	DS-7	Ongoing	N	NA	100%	100%	100%	75%	96.25%	Work in progress
40	DS	43/2C	DS-8	Ongoing	N	NA	100%	100%	100%	75%	96.25%	Program for next
41	DS	47/2	DS-1	Ongoing	N	NA	100%	100%	100%	95%	99.25%	Work in progress
42	DS	47/2	DS-2	Ongoing	N	NA	100%	100%	100%	95%	99.25%	Work in progress
43	DS	47/2	DS-3	Ongoing	N	NA	100%	100%	100%	95%	99.25%	Work in progress
44	DS	47/2	DS-4	Ongoing	N	NA	100%	100%	100%	95%	99.25%	Work in progress
45	DS	48	DS-1	Completed	N	NA	100%	100%	100%	100%	100.00%	Work Completed
46	DS	48	DS-2/A	Ongoing	N	NA	100%	100%	95%	50%	89.75%	Work in progress
47	DS	48	DS-3/2	Ongoing	N	NA	100%	100%	100%	50%	92.50%	Work in progress
48	DS	48	DS-3/3	Ongoing	N	NA	100%	100%	95%	25%	86.00%	Work in progress
49	DS	48	DS-3/4	Ongoing	N	NA	100%	100%	100%		85.00%	Work in progress
50	DS	48	DS-6	Ongoing	Y	Taka Deposited to DC	100%	100%	100%		85.00%	Work in progress

Table 3-49: Detailed Information of Construction Status of Flushing Sluice for Package-2

#	Type of HS	Polder	Sluice Name	Dropped/ Not Dropped	LA Problem	LA - Current Status	Preparation cofferdam- excavation- dewatering	Foundation sand piling - Sheet Piles	Structure - Concreting Work	Installation CC block placing - Gate	Weighted % progress Feb 2021)	Remarks
Flushing Sluice												
1	FS	39/2C	FS-1	Yet to Start	Y	Taka Deposited to DC					0%	Land problem issue has not yet been resolved
2	FS	39/2C	FS-2	Yet to Start	Y	do					0%	Land problem issue has not yet been resolved
3	FS	39/2C	FS-2/1	Yet to Start	Y	do					0%	Land problem issue has not yet been resolved
4	FS	39/2C	FS-3	Yet to Start	Y	do					0%	Land problem issue has not yet been resolved
5	FS	39/2C	FS-5	Yet to Start	Y	do					0%	Land problem issue has not yet been resolved
6	FS	39/2C	FS-6	Yet to Start	Y	do					0%	Land problem issue has not yet been resolved
7	FS	39/2C	FS-6/1	Yet to Start	Y	do					0%	Land problem issue has not yet been resolved
8	FS	39/2C	FS-6/2	Yet to Start	Y	do					0%	Land problem issue has not yet been resolved
9	FS	39/2C	FS-7	Yet to Start	Y	do					0%	Land problem issue has not yet been resolved
10	FS	39/2C	FS-8	Yet to Start	Y	do					0%	Land problem issue has not yet been resolved
11	FS	39/2C	FS-9	Yet to Start	Y	do					0%	Land problem issue has not yet been resolved
12	FS	39/2C	FS-10	Yet to Start	Y	do					0%	Land problem issue has not yet been resolved
13	FS	39/2C	FS-11	Ongoing	Y	do	100%	100%	95%		82%	Land problem issue has not yet been resolved
14	FS	39/2C	FS-12	Yet to Start	Y	do					0%	Land problem issue has not yet been resolved
15	FS	39/2C	FS-13	Yet to Start	Y	do					0%	Land problem issue has not yet been resolved
16	FS	39/2C	FS-14	Yet to Start	Y	do					0%	Land problem issue has not yet been resolved
17	FS	39/2C	FS-14/1	Yet to Start	Y	do					0%	Land problem issue has not yet been resolved
18	FS	39/2C	FS-15	Yet to Start	Y	do					0%	Land problem issue has not yet been resolved
19	FS	39/2C	FS-16	Yet to Start	Y	do					0%	Land problem issue has not yet been resolved
20	FS	39/2C	FS-17	Yet to Start	Y	do					0%	Land problem issue has not yet been resolved
21	FS	39/2C	FS-17/1	Yet to Start	Y	do					0%	Land problem issue has not yet been resolved
22	FS	40/2	FS-1	Dropped							0.00%	Recommended for repair instead of replacement.
23	FS	40/2	FS-3	Dropped							0.00%	Recommended for demolished
24	FS	40/2	FS-4	Dropped							0.00%	Recommended for repair instead of replacement.
25	FS	40/2	FS-4/1	Ongoing	N	NA	100%	100%	100%	85%	97.75%	Work in progress
26	FS	40/2	FS-8	Yet to Start	N	NA					0.00%	Next year Program
26	FS	40/2	FS-9	Ongoing	N	NA	100%	100%	100%	50%	92.50%	Work in progress
27	FS	40/2	FS-10	Ongoing	N	NA	100%	100%	100%	50%	92.50%	Work in progress
26	FS	40/2	FS-11	Yet to Start	N	NA					0.00%	Next year Program
28	FS	40/2	FS-13	Dropped							0.00%	Recommended for demolished
29	FS	40/2	FS-14	Dropped							0.00%	Recommended for repair instead of replacement.
30	FS	40/2	FS-16	Yet to Start							0.00%	Next year Program
31	FS	40/2	FS-17	Dropped							0.00%	Recommended for dropped from program instead of replacement due to land problem.
32	FS	40/2	FS-20	Dropped							0.00%	Recommended for repair instead of replacement.
33	FS	41/1	FS-1	Ongoing	N	NA	100%	100%	100%		85.00%	Work in progress
34	FS	41/1	FS-3	Ongoing	N	NA	100%	100%	100%		85.00%	Work in progress
35	FS	41/1	FS-5	Ongoing	N	NA	100%	100%	100%	25%	88.75%	Work in progress
36	FS	41/1	FS-6	Ongoing	Y		100%	100%	100%	25%	88.75%	Work in progress
37	FS	41/1	FS-7	Yet to Start	Y	Possession Received					0.00%	Land problem issue has not yet been resolved
38	FS	41/1	FS-8	Ongoing			100%	100%	100%	50%	92.50%	Work in progress
39	FS	41/1	FS-9	Ongoing			100%	100%	100%	50%	92.50%	Work in progress
40	FS	41/1	FS-12	Dropped							0.00%	DS-8 is to be construction instead of FS-12.
41	FS	41/1	FS-15	Ongoing			100%	100%	100%	50%	92.50%	Work in progress
42	FS	41/1	FS-16	Dropped							0.00%	Recommended for repair instead of replacement.
43	FS	41/1	FS-21	Dropped	Y						0%	Shifting to repair of Flushing Sluice
44	FS	41/1	FS-22	Dropped	Y						0%	Shifting to repair of Flushing Sluice
45	FS	41/1	FS-23	Dropped	Y						0%	Shifting to repair of Flushing Sluice
46	FS	41/1	FS-24	Yet to Start	Y						0.00%	Re-Settlement problem
47	FS	41/1	FS-25	Yet to Start	Y						0.00%	Re-Settlement problem
48	FS	41/1	FS-28	Ongoing	Y		100%	100%	100%		85.00%	Work in progress
49	FS	43/2C	FS-1	Yet to Start							0.00%	Program for next dry season
50	FS	43/2C	FS-1A	Ongoing	Y		100%	100%	72%		69.60%	Work started but stopped due to land problem
51	FS	43/2C	FS-2	Dropped							0.00%	Recommended for repair instead of replacement.
52	FS	43/2C	FS-3	Dropped							0.00%	Recommended for demolish instead of replacement as per local resident.
53	FS	43/2C	FS-7	Dropped							0.00%	Recommended for repair instead of replacement.
54	FS	43/2C	FS-8	Ongoing	Y	NA	100%	100%	100%	45%	91.75%	Land problem issue has not yet been resolved
55	FS	43/2C	FS-9	Dropped							0.00%	Recommended for repair instead of replacement.
56	FS	43/2C	FS-10	Ongoing	Y	N/A	100%	100%	100%	70%	95.50%	Work in progress
57	FS	43/2C	FS-12	Yet to Start	Y	Revised Land Plan under preparation					0.00%	Program for next year
58	FS	43/2C	FS-13	Yet to Start	N	NA					0.00%	Program for next year
59	FS	43/2C	FS-14	Dropped							0.00%	Recommended for repair instead of replacement.
60	FS	43/2C	FS-15	Dropped							0.00%	Recommended for repair instead of replacement.
61	FS	43/2C	FS-16	Dropped							0.00%	Recommended for repair instead of replacement.
62	FS	43/2C	FS-17	Dropped							0.00%	DS-7 is to be construction instead of FS-17
63	FS	43/2C	FS-18	Ongoing	N	NA	100%	100%	100%	75%	96.25%	Work in progress
64	FS	47/2	FS-1	Ongoing	N	NA	100%	100%	100%	90%	98.50%	Work in progress
65	FS	47/2	FS-2	Dropped							0.00%	Recommended for repair instead of replacement.
66	FS	47/2	FS-3	Dropped							0.00%	Recommended for demolish.
67	FS	47/2	FS-6	Ongoing	N	NA	100%	100%	100%	90%	98.50%	Work in progress
68	FS	47/2	FS-7	Ongoing	N	NA	100%	100%	100%	95%	99.25%	Work in progress
69	FS	48	FS-1	Ongoing	N	NA	100%	100%	100%	50%	92.50%	Work in progress
70	FS	48	FS-3	Ongoing	N	NA	100%	100%	100%	50%	92.50%	Work in progress
71	FS	48	FS-4	Ongoing	N	NA	100%	100%	100%		85.00%	Work in progress

Table 3-50: Detailed Information of Repair of Drainage & Flushing Sluice for Package-2

#	Type of HS	Package	Polder	Sluice Name	Status (Dropped/Not Dropped)	LA Problem	LA - Current Status	Preparation cofferdam - excavation - dewatering	Foundation sand piling - Sheet Piles	Structure - Concreting Work	Installation CC block placing - Gate	Weighted % progress Feb 2021	Remarks
Drainage Sluice													
3	DS	2	40/2	DS-1	Yet to Start	N	NA					0.00%	Dropped -DS-1
4	DS	2	40/2	DS-4	Yet to Start	N	NA					0.00%	Program for current year
5	DS	2	40/2	DS-6	Ongoing	N	NA	100%	100%	95%	50%	89.75%	Work in progress
6	DS	2	48	DS-3/1	Yet to Start	N	NA					0.00%	Program for current year
7	DS	2	48	DS-4	Yet to Start	Y						0.00%	Resettlement issue has not yet been resolved
8	DS	2	48	DS-5	Ongoing	N	NA	100%	100%	80%	25%	77.75%	Work in progress
Flushing Sluice													
31	FS	2	40/2	FS-1	Yet to Start							0.00%	Next year Program
32	FS	2	40/2	FS-2	Ongoing	N	NA	100%	100%	95%		82.25%	Work in progress
33	FS	2	40/2	FS-4	Yet to Start							0.00%	Next year Program
34	FS	2	40/2	FS-6	Ongoing	N	NA	100%	100%	100%		85.00%	Work in progress
35	FS	2	40/2	FS-6/1	Yet to Start							0.00%	Next year Program
35	FS	2	40/2	FS-12	Yet to Start							0.00%	Next year Program
36	FS	2	40/2	FS-14	Yet to Start	N	NA					0.00%	Shop drawing is under process of approval
37	FS	2	40/2	FS-16	Dropped							0.00%	Dropped FS-16
38	FS	2	40/2	FS-18	Yet to Start	N	NA					0.00%	Shop drawing is under process of approval
39	FS	2	40/2	FS-19	Ongoing	N	NA	100%	100%	100%	50%	92.50%	Work in progress
40	FS	2	40/2	FS-20	Yet to Start							0.00%	Next year Program
41	FS	2	40/2	FS-22	Yet to Start							0.00%	Next year Program
42	FS	2	41/1	FS-2	Completed	N	NA	100%	100%	100%	100%	100.00%	Work completed
43	FS	2	41/1	FS-4	Ongoing			100%	100%			30.00%	Next year Program
44	FS	2	41/1	FS-5	Dropped							0.00%	Dropped FS-5
45	FS	2	41/1	FS-11	Yet to Start							0.00%	Next year Program
46	FS	2	41/1	FS-13	Yet to Start							0.00%	Next year Program
47	FS	2	41/1	FS-16	Ongoing			100%	100%			30.00%	Work in progress
48	FS	2	41/1	FS-18	Ongoing	N	NA	100%	100%	100%		85.00%	Work in progress
49	FS	2	41/1	FS-19	Yet to Start	N	NA					0.00%	Shop drawing is under process of approval
50	FS	2	41/1	FS-21	Ongoing			100%	100%	100%		85.00%	Re-Settlement problem
51	FS	2	41/1	FS-22	Ongoing			100%	100%	100%	40%	91.00%	Work in progress
52	FS	2	41/1	FS-23	Ongoing	N	NA	100%	100%	100%	50%	92.50%	Re-Settlement problem
53	FS	2	41/1	FS-30	Yet to Start	N	NA					0.00%	Next year Program
54	FS	2	41/1	FS-29	Yet to Start							0.00%	Next year Program
55	FS	2	43/2C	FS-2	Yet to Start							0.00%	Next year Program
56	FS	2	43/2C	FS-6	Ongoing			100%	100%	100%		85.00%	Next year Program
57	FS	2	43/2C	FS-7	Ongoing			100%	100%	100%		85.00%	Next year Program
58	FS	2	43/2C	FS-9	Yet to Start							0.00%	Next year Program
59	FS	2	43/2C	FS-14	Ongoing			100%	100%	100%		85.00%	Next year Program
60	FS	2	43/2C	FS-15	Ongoing			100%	100%	100%		85.00%	Next year Program
61	FS	2	43/2C	FS-16	Yet to Start							0.00%	Next year Program
62	FS	2	47/2	FS-2	Ongoing			100%	100%	100%		85.00%	Work in progress
63	FS	2	47/2	FS-4	Ongoing			100%	100%	100%		85.00%	Work in progress

Table 3-51: Detailed Information for Slope Protection Work for Package-2

#	Polder #	Length (Km)	LA Problem	LA - Current Status	Status of Work	Starting Chainage (Km)	End Chainage (Km)	Mobilization	Production of CC Blocks	Placing of CC block	Other related work	Completed Length (km)	Status as of February 2021	Remarks		
Package 2																
								3%	77%	9%	11%					
1	39/2C	4.000	N	Possession received	Yet to Started	24.000	51.000					0.000	0.00%	Embankment Construction not done		
2	40/2	0.400	N	Possession received	Ongoing	1.240	1.640	100%	90%	50%	90%	0.120	86.70%	Work in Progress (Partly work done for a length of 200meter)		
3	40/2	0.129	N	Possession received	Yet to Started	12.871	13.000					0.000	0.00%	Embankment Construction is in progress		
4	40/2	0.393	N	Possession received	Ongoing	13.184	13.577	100%	40%	15%	20%	0.000	37.35%	Partially done 150m & Work in progress		
5	40/2	0.215	N	Possession received	Ongoing	13.745	13.960	90%	70%	50%	50%	0.000	66.60%	Partially done 215 meter & work in Progress		
6	43/2C	0.078	Y	Proposal under Preparation	Yet to Started	19.885	19.963					0.000	0.00%	Embankment Construction not done		
7	43/2C	0.090	Y	Proposal under Preparation	Yet to Started	19.680	19.770					0.000	0.00%	Embankment Construction not done		
8	43/2C	0.093	Y	Proposal under Preparation	Yet to Started	19.460	19.553					0.000	0.00%	Embankment Construction not done		
9	48	1.215	N	NA	Ongoing	30.800	32.015	100%	60%	35%	80%	0.400	61.15%	Work in progress. Partial work done for length of 500metre.		
12	48	2.285	N	NA	Yet to Started	32.015	34.300					0.000	0.00%	Earth work in embk. is in progress		
13	48	0.578	N	NA	Ongoing	34.300	34.878	100%	100%	100%	80%	0.350	97.80%	Work in progress. Partial work done for length of 150 metre.		
Total												9.476		0.870		

Table 3-52: Detailed Information Bank Protection Work for Package-2

#	Polder	Length (Km)	Status of Work	Starting Chainage (Km)	End Chainage (Km)	Mobilization	Production of CC Blocks	Placing of CC block	Other related work	Completed Length (km)	Status as of February 2021	Remarks
Package 2						3%	85%	9%	3%			
1	39/2C	1.000	Ongoing	42.600	43.600	100%	100%	100%	50%	1.000	98.50%	Work in progress. 850 meter pitching completed
2	39/2C	2.500	Ongoing	51.500	54.000	100%	100%	75%	50%	2.380	96.25%	Work in progress. 1700 meter pitching completed
3	39/2C	0.287	Yet to Start	54.000	54.287					0.000	0.00%	
4	41/1	0.215	Yet to Start	5.030	5.245					0.000	0.00%	
5	41/1	0.459	Ongoing	13.230	13.689	100%	85%	40%	70%	0.330	80.95%	Work in progress & 190 meter pitching completed
6	43/2C	0.540	Yet to Start	13.400	13.940					0.000	0.00%	Next year program
7	47/2	0.045	Yet to Start	6.105	6.150					0.000	0.00%	
8	47/2	0.560	Ongoing	6.150	6.710	100%	83%	15%	30%	0.470	75.80%	Work in progress
9	47/2	0.085	Yet to Start	6.710	6.795					0.000	0.00%	
Total		5.691								4.180		

Table 3-53: Detailed Information Construction of Closure Dam for Package-2

#	Sluice Closure	Polder	Foundation Construction of the Closure	Closing of the Closure	Final protection of the Closure	Weighted % progress, 28 February 2021	LA Problem	LA - Current Status	Remarks
Closure Dam Construction									
1	Pona upper kha	39/2C				0%	N	NA	Next year Program after completion of adjacent sluice
2	Pona lower kha	39/2C				0%	N	NA	Next year Program after completion of adjacent sluice
3	Junia khal	39/2C				0%	N	NA	Next year Program after completion of adjacent sluice
4	Telikhali Khal	39/2C				0%	N	NA	Next year Program after completion of adjacent sluice
5	Bamuner Khal	39/2C				0%	N	NA	Next year Program after completion of adjacent sluice
6	Darulhuda Khal	39/2C				0%	N	NA	Next year Program after completion of adjacent sluice
7	Hetalia Khal	39/2C				0%	N	NA	Next year Program after completion of adjacent sluice
8	Nadmula Khal	39/2C				0%	N	NA	Next year Program after completion of adjacent sluice

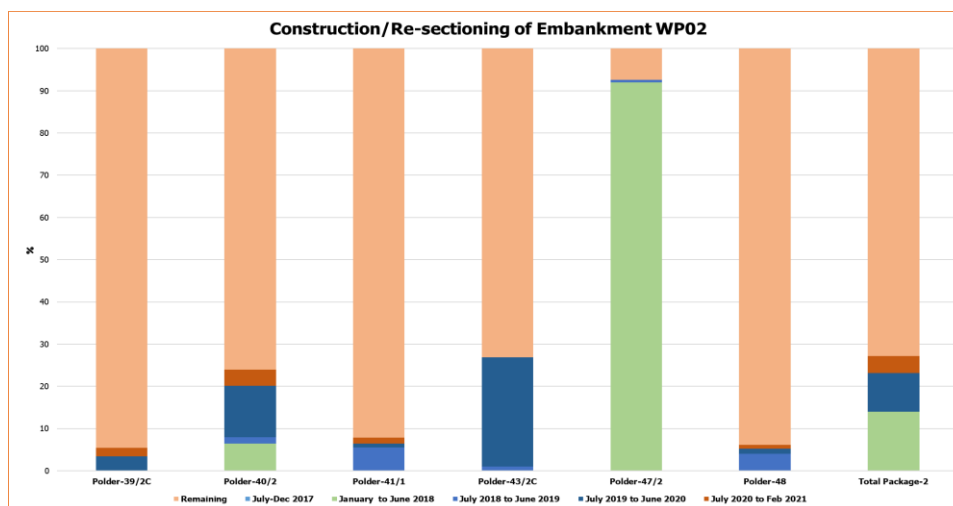


Figure 3-19: Construction/Re-sectioning of Embankment of Package-2

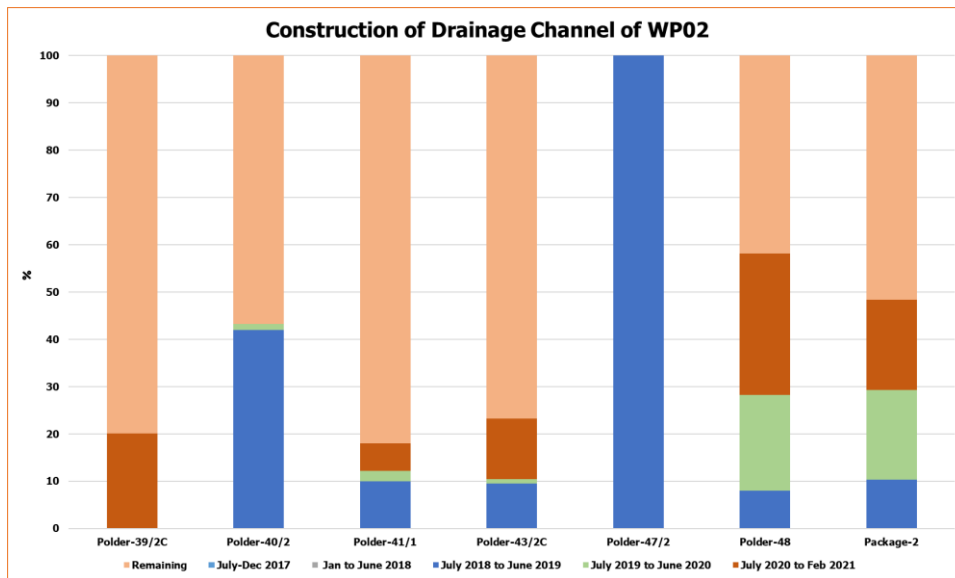


Figure 3-20: Construction of Drainage Channel of Package-2

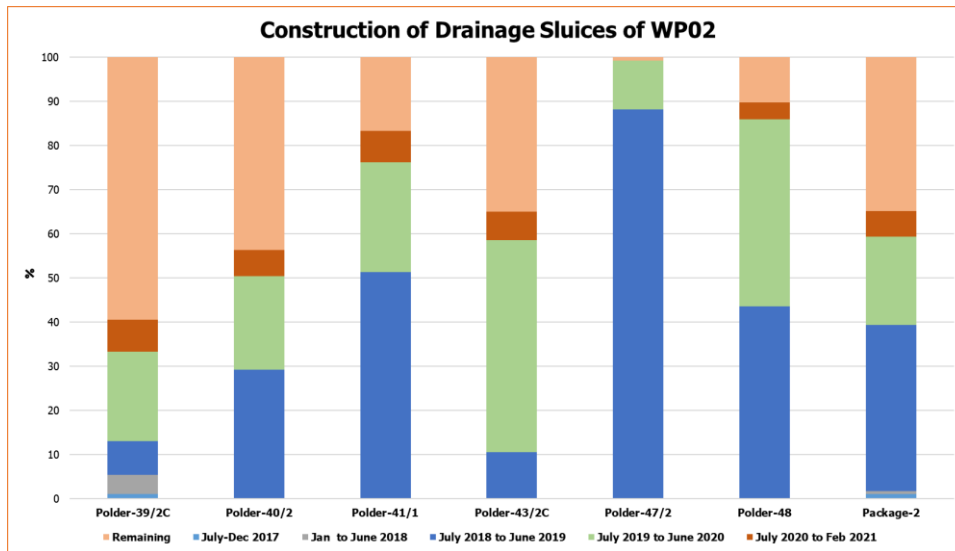


Figure 3-21: Construction of Drainage Sluice of Package-2

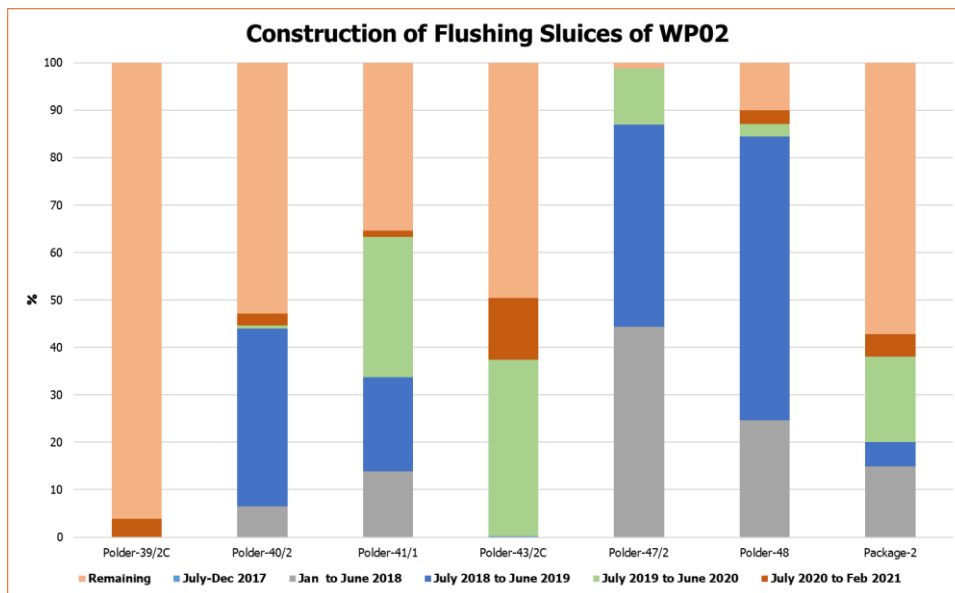


Figure 3-22: Construction of Flushing Sluice of Package-2

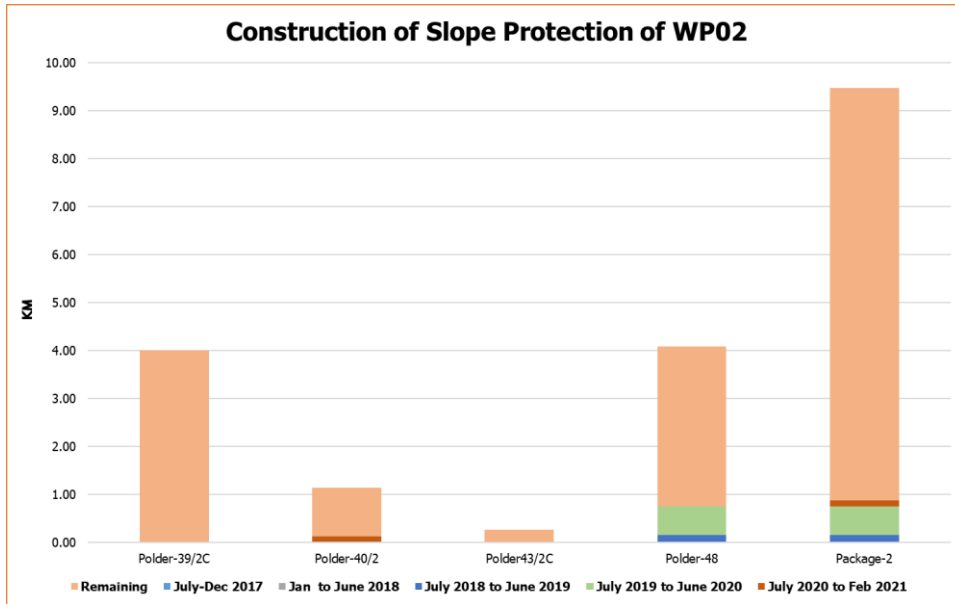


Figure 3-23: Construction of Slope Protection of Package-2

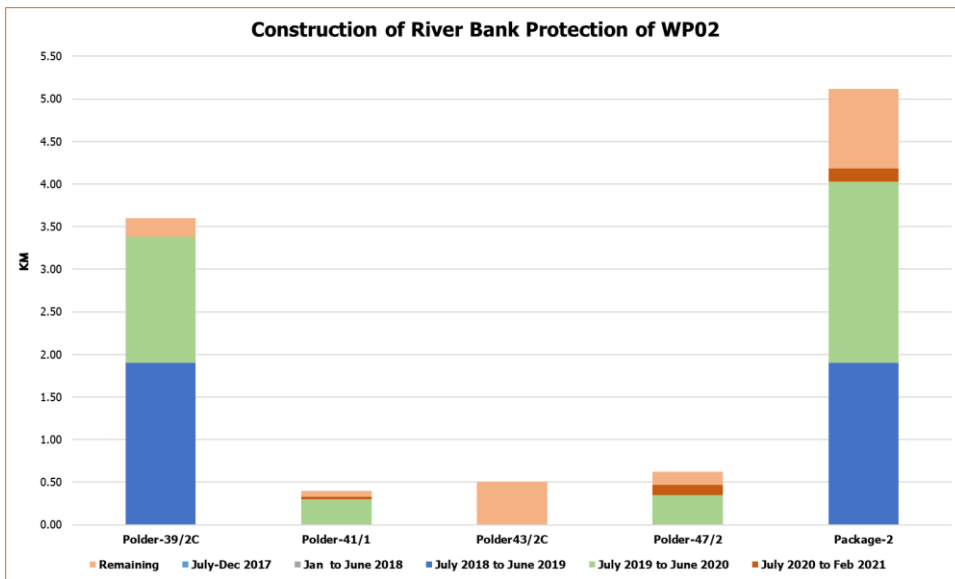


Figure 3-24: Construction of River Bank Protection of Package-2

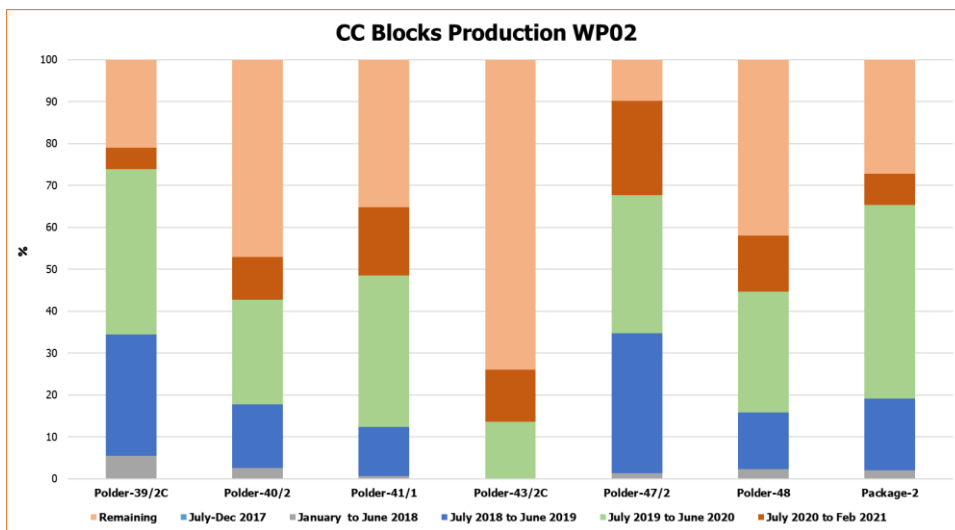


Figure 3-25: CC Blocks Production of Package-2

Table 3-54: CC Blocks Production as on February, 2021

S.N.	Polder Number	Quantity as per Zero Cost Variation (Upto VO No. 01)	Cumulative Total as of 31 January, 2021	Production during February 2021							Cumulative Total as of 28 Feb, 2021
				40x40x40 (No)	40x40x20 (No)	30x30x30 (No)	40x40x30 (No)	60x60x40 (No)	60x60x60 (No)	Total (No)	
1	39/2C	5,328,276	4,206,573	0	0	0	0	0	0	0	4,206,573
2	40/2	429,969	201,555	4,301	158	3,037	18288	0	0	25,784	227,339
3	41/1	590,650	342,027	24,114	3,304	9,366	3,828	0	0	40,612	382,639
4	43/2C	435,342	81,759	31,324	151	0	0	0	0	31,475	113,234
5	47/2	482,227	385,296	41,169	1,024	0	7,224	0	0	49,417	434,713
6	48	539,493	279,426	0	832	1,707	21955	9055	0	33,549	312,975
Total =		7,805,957	5,496,636	100,908	5,469	14,110	51,295	9,055	0	180,837	5,677,473

3.5.3 Deployment List of Contractor Personnel

The Contractor has established their site offices at Bhandaria, Kalapara, Barguna, Patharghata and their field head quarter at Patuakhali. The deployment list of Contractor staff is appended below in Table 3-55.

Table 3-55: Contractor Staffs available in Package-2

Sl. No.	Description	Total Nos.	Dhaka	Patuakhali	39/2C	40/2	41/1	43/2C	47/2	48
1	Management	14	2	0	4	2	1	2	1	2
2	Technical Staff	62	0	0	2	30	3	18	8	1
3	Admin/Support	14	0	0	5	3	2	2	1	1
4	Operator/Driver	108	2	2	15	25	18	10	16	20
5	Skilled Labor	287	3	3	28	60	71	42	20	60
6	Unskilled Labor	506	2	1	55	95	135	81	27	110
Total=		991	9	6	109	215	230	155	73	194

3.5.4 Equipment mobilization

The site works of Package-2 are going on with sufficient machineries and equipment. Mobilisation List of Equipment for Package-2 are reflected in Table 3-56 below.

Table 3-56: Mobilisation List of Equipment for Package-2

Sl. No.	Description	Polder 39/2C	Polder 40/2	Polder 41/1	Polder 43/2C	Polder 47/2	Polder 48	Total
1	Excavator	24	22	10	20	3	18	97
2	Bull Dozer	2	3	1	1		4	11
3	Dump Truck	8	24	13	13	2	32	92
4	Tractor		41	9	4			45
5	Pay Loader	5	2	3	4	1	4	19
6	Vibratory Roller	3	1	1			1	6
7	Generator	8	5	7	8	2	8	38
8	Vibro Hammer for Sheet Piling	1	1	2	1		1	6
9	Concrete Batching Plant	4	1				3	8
10	Concrete Transit Mixer	1	5	4	7	9	8	34
11	Concrete Pump and CC block making machine	5	1	1			1	8

Sl. No.	Description	Polder 39/2C	Polder 40/2	Polder 41/1	Polder 43/2C	Polder 47/2	Polder 48	Total
12	Flat top barge / pontoon for dumping Hard Rock /C.C.Block	2		1		1		4
13	positioning system for monitoring placing of hard materials and equipment for placing of blocks	3		3				6
14	Tug boat	3		1		1		5
15	Long boom Crane	1					1	2
16	Double drum power driven mooring winches	1						1
17	Roller	1						1
18	Hand operated soil compactor		5	3	1		2	11
19	Concrete mixer machine with appropriate size of hopper	5	12	12	14	9	7	59
20	Concrete vibrator machine			12	12	9	16	49
21	Generator for site electrification	1	6	1	1	1	3	13
22	Power pump	4	13	10	4		64	95
23	Water pump	54	22	43	27	9	10	165
24	Sand Piling Equipment	2		4	4			10
25	Water Sprinkler	1	1	1	1		1	5
26	DGPS						1	1
27	Total Station	1						1
28	RTK-GPS Base,Rover and Data logger(TCU/TSC-3)with software	2	2	1	2	2	1	10
Sub-Total		142	167	134	124	49	186	802



Figure 3-26: Bank Protection with Pitching Works (Polder 39/2C)



Figure 3-27: Ongoing Slope Protection Works (Polder 40/2), Barguna



Figure 3-28: Ongoing DS-3 In Polder-43/2C



Figure 3-29: Embankment work for K1+750-2+230 in Polder-41/1



Figure 3-30: Dumping the cc block work at km 53+390-53+418 in Polder 39/2C



Figure 3-31: Dumping the cc block work at km6+150-6+710 in Polder-47/2

3.5.5 Plans for execution of works please replace the above figure by a new good one either by D/S or F/S

Program for Month of March, 2021

Polder 39/2C:

CC Block Manufacturing Yard1: (A) Nadmulla

- No program

CC Block Manufacturing Yard2: (A2) Charkhali

- To manufacture monthly scheduled of 20,000 Nos. blocks (40x40x30 cm)

CC block manufacturing yard 3: (B) Telikhali

- To manufactured monthly schedule of 20,000 nos. (40x40x40)

Other Construction Activities

- Construction of approach dyke of DS-7&12 ;
- Continue construction works for DS-8, DS-10, & DS-11;
- Start the construction work of FS-13, 15 & DS-13;
- Start of dumping work & end termination work at Telekhali & Charkhali;
- To Progress the construction of embankment work;
- Re-started the manufacture of CC blocks.
- To Progress the work of DS-2, 4 & FS-11.

Polder 40/2:

- Construction of approach dyke of FS-4/1, FS-9, FS-10, DS-2, DS-3, DS-4/5, DS-7A, DS-10
- Installation of gate in FS-9, FS-10, DS-3, DS-4/5, DS-10 & DS-7A.
- To continue the manufacture CC Blocks
- To progress the re-sectioning work of embankment.
- To progress the slope protection work from Km 13.7450 to Km 13.960 & other location:

- To progress the construction work of DS-1, 8 & 9;
- To start the construction work of DS-10A;

Polder-41/1:

- To continue manufacturing of CC Blocks at Gulbunia & other sluices locations;
- Construction of approach dyke & installation of gates in DS-1, DS-5, DS-7, DS-8, DS-9, FS-1, FS-3 & FS-8.
- Construction of approach dyke & opening of diversion channel of DS-6, FS-9 & FS-15;
- To progress with the works of DS-3, DS-4, DS-10, FS-6, FS-5 & FS-28
- To progress the construction/re-sectioning work of embankment.

Polder 43/2C

- To engaged more equipment & manpower for the re-sectioning work of embankment;
- Make progress with the construction work of FS-1 (A), DS-1, DS-4;
- Install gates & construction of approach dyke in DS-3, DS-5, DS-7, DS-8, FS-8, FS-10 & FS-18.
- To progress the manufacturing of CC blocks for river bank protection work;
- To start the repair work of flushing sluices.

Polder-47/2

- Bring the gates in operation in DS-1, DS-2, DS-3, DS-4, FS-1, FS-6 & FS-7 with opening of diversion channel.
- To progress the construction work of retire embankment
- To complete the repair work of FS-2 & 4.

Polder-48:

- To increase the production rate of manufacturing CC Blocks:
- Make substantial progress with the slope protection work of sea dyke at Kuakata Beach
- Install gates in DS-3/2, DS-3/4, FS-1, FS-3 & FS-4 & placing of CC blocks in apron with other works;
- Make progress with the work of DS-2A, DS-3/3 & DS-6 to complete in all respect;
- Complete the repair work of Drainage Sluice DS-5.

Other structures and embankment works are planned to be started very soon. Site activities on all structures will go through first, second and third dry season. The majority of the sites works are scheduled during these three main dry seasons.

3.5.6 Construction of Regional Office Building at Patuakhali, Kalapara and Pathorghata,

Regional Office Building at Patuakhali: Contractor prepared a detailed design of the Regional Office Building at Patuakhali which was submitted to Project Director, CEIP-1, PMU, and was approved. Approved detailed design was sent to the contractor to start the building at Patuakhali. The contractor started the work on 17th April, 2019 and building work is in progress. The overall progress is about 90%.

Vertical Extension of BWDB's Existing Office Building at Kalapara, Patuakhali: The Building has been completed and handed over to the competent authority.

Rest house Re-construction at Pathorghata, Barguna: Re-construction work of Rest House at Pathorghata has been dropped as per decision of the employer and the saved money will be used to construct the Office Building cum Rest House at Bhandaria, Pirojpur District. The variation

order for the construction of the Office Building cum Rest House at Bhandaria has been submitted to PMU vide Engineer's ref. RDCOR_BC5883-100_L002586_JHL_MAR dated; 28th May, 2020.

Boundary Wall at Pathorghata BWDB Colony: The boundary wall has been completed.

Laboratory Building at Patuakhali: The building has been completed and handed over.

3.5.7 Emergency works in different Polders

The Summary as well as the Details of the emergency works in different Polders are reflected in the following tables as below.

Table 3-57: Summary of Emergency works under the head of "Environmental Mitigation Works"

Sl. No.	Name of Polder	Total Length	Total Cost Estimate (BDT)
01	Polder-39/2C	0.177	1,666,992.00
02	Polder-40/2	0.35	2,795,174.46
03	Polder-41/1	0.0509	560,125.89
04	Polder-43/2C	0	0.00
05	Polder-47/2	0.848	6,872,990.26
06	Polder-48	0	0.00
Total =		1.426	11,895,283

Total available budget as per Contract is BDT: 12,000,000.00

Table 3-58: Summary of Emergency works under the head of "Physical & Price Contingency"

Sl. No.	Name of Polder	Total Length	Total Cost Estimate (BDT)
01	Polder-39/2C	0.379	3,489,400
02	Polder-40/2	0	0
03	Polder-41/1	0	0
04	Polder-43/2C	0.185	2,190,292
05	Polder-47/2	0.708	3,228,320
06	Polder-48	0.508	12,359,617
Total =		1.780	21,267,629.59

Total budget available for Physical & Price Contingency as per Contract is 500,000,000.00

Table 3-59: Detailed of Emergency Works under the head of "Provisional Sum"

Sl. No.	Polder No.	Chainage From	Chainage To	Length (Km)	Name of location	Engineer Approved Date	Estimated Cost in BDT	Remarks	Year
1.	Polder-41/1	5.139	5.190	0.051	Burir Char Barguna	22-Aug-17	560,125.89	Environmental Mitigation Work (Specified Provisional Sum)	FY 2017-18
2.	Polder-47/2	6.168	6.618	0.450	Kalapara	2-Oct-17	1,454,046.70	Environmental Mitigation Work (Specified Provisional Sum)	FY 2017-18
3.	Polder-47/2	6.635	6.660	0.025	Kalapara	2-Oct-17	154,515.16	Environmental Mitigation Work (Specified Provisional Sum)	FY 2017-18
4.	Polder-40/2	12.920	12.989	0.069	Tafalbaria Pathorghata	14-Nov-17	2,795,174.46	Environmental Mitigation Work (Specified Provisional Sum)	FY 2017-18
5.	Polder-40/2	13.215	13.411	0.196	Amount 27,95,174.46	14-Nov-17		Environmental Mitigation Work (Specified Provisional Sum)	FY 2017-18
6.	Polder-40/2	13.992	14.077	0.085	Amount 27,95,174.46	14-Nov-17		Environmental Mitigation Work (Specified Provisional Sum)	FY 2017-18
7.	Polder-39/2C	54.195	54.372	0.177	Nadmulla	16-May-18	1,666,992.00	Environmental Mitigation Work (Specified Provisional Sum)	FY 2017-18
8.	Polder-47/2	6.453	6.478	0.025	Kalapara	15-Jul-18	168,575.92	Environmental Mitigation Work (Specified Provisional Sum)	FY 2017-18
9.	Polder-47/2	31.28	31.408	0.128	Kalapara	15-Jul-18	1,418,282.41	Environmental Mitigation Work (Specified Provisional Sum)	FY 2017-18
10.	Polder-47/2	34.305	34.525	0.220	Kalapara	15-Jul-18	3,677,570.07	Environmental Mitigation Work (Specified Provisional Sum)	FY 2017-18
Total				1.426			11,895,282.61		

Table 3-60: Detailed of Emergency Works under the head of "Physical & Price Contingency"

Sl. No.	Polder No.	Chainage From	Chainage To	Length (Km)	Name of location	Engineer Approved Date	Estimated Cost in BDT	Remarks	Year
1	Polder-39/2C	0.275	0.440	0.165	Bhandaria, Bamuner Khal	24-Mar-18	1,677,973.00	Physical and Price Contingency	FY 2017-18
3	Polder-39/2C	54.512	54.600	0.088	Nadmulla	9-Sep-19	775,917.00	Physical and Price Contingency	FY 2019-20
4	Polder-39/2C	54.608	54.678	0.070	Nadmulla	9-Sep-19	616,858.00	Physical and Price Contingency	FY 2019-20
5	Polder-39/2C	54.010	54.066	0.056	Nadmulla	29-11-20	418,652.35	Physical and Price Contingency	FY 2019-20
1	Polder-43/2C	19.449	19.509	0.060	Kalapara	09-May-20	2,190,291.84	Physical and Price Contingency	FY 2019-20
2	Polder-43/2C	19.646	19.771	0.125	Kalapara	10-May-20		Physical and Price Contingency	FY 2019-20
2	Polder-47/2	6.300	6.375	0.075	Kalapara	01-Aug-18	555,379.53	Physical and Price Contingency	FY 2017-18
3	Polder-47/2	6.550	6.592	0.042	Kalapara	01-Aug-18	290,209.45	Physical and Price Contingency	FY 2017-18
4	Polder-47/2	6.670	6.692	0.022	Kalapara	01-Aug-18	109,704.67	Physical and Price Contingency	FY 2017-18
5	Polder-47/2	6.710	6.727	0.017	Kalapara	01-Aug-18	103,196.95	Physical and Price Contingency	FY 2017-18
6	Polder-47/2	6.265	6.745	0.480	Kalapara	09-May-20	1,870,572.37	Physical and Price Contingency	FY 2019-20
7	Polder-47/2	2.545	2.617	0.072	Pairpur	10-May-20	299,257.47	Physical and Price Contingency	FY 2020-21
6	Polder-48	31.060	31.220	0.160	Kuakata	08-Apr-19	2,414,561.67	Physical and Price Contingency	FY 2017-18
7	Polder-48	31.280	31.408	0.128	Kuakata	29-Jul-18	1,840,849.69	Physical and Price Contingency	FY 2018-19
8	Polder-48	34.305	34.525	0.220	Kuakata	08-Jun-18	8,104,205.60	Physical and Price Contingency	FY 2018-19
Total				1.780			21,267,629.59		

3.5.8 Finance (Invoices) Contractor Package-2

IPC-01 of Contractor Package-2 concerned the first instalment of the 5% Advanced payment and was paid on 28 June 2017;

IPC-02 concerned the second instalment of the 5% Advanced payment which was recommended by the Engineer and was paid by the Employer on June 2018;

IPC-3 was recommended by the Engineer and paid by the Employer on 20 June 2018;

IPC-4 was submitted to the Employer on 29th October 2018 by the Engineer with recommendation for payment and paid by the Employer on 19 December 2018;

IPC-5 was submitted to the Engineer on 27 December 2019 and it was sent by the Engineer to the Employer on 10 January 2019 with recommendation for payment and paid by the Employer on 30 January 2019;

IPC-6 was submitted to the Engineer on 28 February 2019 and the IPC was sent by the Engineer to the Employer on 14 March 2019 with recommendation for payment and paid by the Employer on 28 March 2019;

IPC-7 has been submitted to the Engineer on 28 April 2019 and the IPC was sent by the Engineer to the Employer on 05 May 2019 with recommendation for payment and paid by the Employer on 22 May 2019;

IPC-8 has been submitted to the Engineer on 25 June 2019 and the IPC was sent by the Engineer to the Employer on 27 June 2019 with recommendation for payment and paid by the Employer on 27 June 2019;

IPC-9 has been submitted to the Engineer on 29 June 2019 and the IPC was sent by the Engineer to the Employer on 30 June 2019 with recommendation for payment and paid by the Employer on 30 June 2019;

IPC-10 has been submitted to the Engineer on 22 October 2019 and the IPC was sent by the Engineer to the Employer on 05 November 2019 with recommendation for payment and paid by the Employer on 22 December 2019;

IPC-11 has been submitted to the Engineer on 04 February 2020 and the IPC was sent by the Engineer to the Employer on 06 February 2020 with recommendation for payment and paid by the Employer on 19 February 2020;

IPC-12 has been submitted to the Engineer on 04 March 2020 and the IPC was sent by the Engineer to the Employer on 07 March 2020 with recommendation for payment and paid by the Employer on 24 March 2020;

IPC-13 has been submitted to the Engineer on 25 April 2020 and the IPC was sent by the Engineer to the Employer on 18 May 2020 with recommendation for payment;

IPC-14 has been submitted to the Engineer on 28 June 2020 and the IPC was sent by the Engineer to the Employer on 30 June, 2020 with recommendation for payment and paid by the Employer on 30 June, 2020.

3.5.9 Contract Modifications

The variation order for the construction of the Office Building cum Rest House at Bhandaria has been prepared following the instructions of the Project Director and submitted to PMU vide Engineer's Ref. No. RDCOR_BC5883-100_L002586_JHL_MAR dated; 28th May, 2020. The Engineer has not yet received any instruction in this respect from the Project Director, CEIP-1.

The Contractor was requested to submit an Updated Revised Work Program considering the Completion date of the Contract is 30th June, 2022 receiving a verbal consent from the Competent Authority. Accordingly, the Contractor submitted an Updated Revised Work Program and that was reviewed by the Engineer and finalized after repeated corrections and the Revised Updated Work Program has been submitted to the PMU vide Consultant's letter No. RDCOR_BC5883-100_L002900_JHL_MAR dated: 20th January, 2021. The Contractor was requested to submit the S-curve based on the Revised Updated Work Program and accordingly, they have submitted the S-Curve and that has been reviewed by the Consultants and incorporated in the Monthly Progress Report of February, 2021.

The Contractor submitted a Claim for Extension of Time and the Claim has been evaluated by the Engineer and the Claim evaluation report has been submitted to PMU vide Engineer's Ref. No. RDCOR_BC5883-100_L002759_JHL_MAR dated; 25th October, 2020. The submitted evaluation report was reviewed by the PMU and provided some observations on the report. Accordingly, the report has been corrected and submitted to the PMU vide Engineer's letter no. RDCOR_BC5883-100_L002844_JHL_MAR dated: 27th December, 2020;

3.5.10 Tentative Forecast of Payment of Package-W-2:

Table 3-61: Tentative forecast of Payment for FY 2020-21 of Package-2

IPC No.	Month of Submission	Forecast Value of IPC	Remark
IPC No.15	February, 2021	750,500,000.00	IPC is not submitted by the Contractor.
IPC No.16	April, 2021	1,106,000,000.00	
IPC No.17	June, 2021	908,500,000.00	
Total=		2,765,000,000	

3.6 Task D: Project Management Support Services

3.6.1 Financial Projection

Disbursements of funds for IPCs are well-known and the planned future disbursements depend on the work plan works scheduling. IPC is submitted when the monetary value of the works done over a new period reaches a threshold value (percentage of the contract value). In general, during a good construction season, each IPC amount of every month to be minimum US\$ 4.37 Million and US\$ 5.09 Million for Package-1 & Package-2 respectively considering the completion date up to June, 2021 for Package-1 and June, 2022 for Package-2. The Contractor of Package-1 has submitted IPC No.24 which is under review by the Consultants and the Contractor of Package-2 has not submitted any IPC during the month of February,2021. The next IPCs are, however, expected by March, 2021 for both the Packages.

3.6.2 Modification of Consultancy Contract

The Modified Contract No.03 of DDCCS & PMS Consultants has been signed by the Project Director and the Consultants on 15th December, 2019. Addendum No. 1 of DDCCS & PMS Consultancy Services has been submitted to PMU vide Engineer's Ref. No. RDCOR_BC5883-100_L002743_JHL_AAM dated; 12th October, 2020. The approval of the Addendum No. 1 is in process. However, the Employer has approved the Extension of Time (EOT) for the Consultancy Services for "Detail Design, Construction Supervision and Project Management Support" Contract No. CEIP-1/B2, B3 & C1/S-2 up to June 30, 2022 with the condition that no claim will be acceptable due to this Extension of Time which is communicated to the Team Leader of the Consultants by the Project Director vide Memo No. CEIP-1/S-21/130 dated: 28th January, 2021.

3.7 Consultant Inputs

3.7.1 Staffing and staff changes approved or in process during the month

Table 3-62: Overview of Staffing (including Proposed Replacements)

Description of Staffs	Position	Original Staff	Current Staff	Remarks
A. International Key Staff	Team Leader	Jean Henry Laboyrie	Jean Henry Laboyrie	
	Design Engineer	Alec Sleight	Arend jan van de kerk	
	River Training Engineer	Bert te Slaa	Bert te Slaa	
	Sociologist/Resettlement Specialist	Dr. Salim Zaman	Dr. Salim Zaman	
	Quantity Surveyor - 1	Barbara Hellet	Mr. Rainier Manansala Dela Cruz	
	Construction Resident Engineer - 1	Trevor Morish Hale	Trevor Morish Hale	
	Construction Resident Engineer - 2	Gerard Pichel	GM Akram Hossain	
	Contract Management Specialist	Rob Brouwer	Rob Brouwer	
	Procurement Specialist	Barbara Hellet	Barbara Hellet	

Bangladesh Water Development Board (BWDB)
Coastal Embankment Improvement Project, Phase-1 (CEIP-1)

Description of Staffs	Position	Original Staff	Current Staff	Remarks
	Environmental Specialist	Henk Blok	Henk Blok	
	Morphological Modeler	Henrik Rene Jensen	Henrik Rene Jensen	
	Environmental Specialist	Anders Malgrem Hansen	Anders Malgrem Hansen	
	Quantity Surveyor - 2	Andrew Cook	Andrew Cook	
B. International Non-Key Staff	Sociologist/Resettlement Specialist	Roy Timmer	Dr. Salim Zaman	
	Geo-Technical Engineer	Joost van der Schrier	Joost van der Schrier	
	Estuary and River Morphology Modeler	Bo Brahtz Christensen	Bo Brahtz Christensen	
	River and Coastal Expert	Ranjit Galappatti	Ranjit Galappatti	
A. National Key Staff	Deputy Team Leader	Md. Habibur Rahman	Md. Habibur Rahman	
	Deputy Resident Engineer - 1	Mazibur Rahman Khan	Mr. A.K.M. Sayeed Uddin	
	Deputy Resident Engineer - 2	Md. Gulzer Hossain	Mr. Mohammad Ali	
	Re-settlement Specialist/Sociologist	Kh. Khairul Matin	Md. Zainal Abedin	
A. National Non-Key Staff	Design Engineer	Md. Anwar Hossain Bhuiyan	Md. Anwar Hossain Bhuiyan	
	Geo-Technical Engineer	Md. Nurul Islam	Md. Nurul Islam	
	Design Engineer	Mr. Mahbubur Rahman	Mr. Mahbubur Rahman	
	Environmentalist	Sheikh Muhammad Abdur Rashid	Sheikh Muhammad Abdur Rashid	
	Sociologist/Resettlement Specialist	Md. Ferdous Rahman	Md. Ferdous Rahman	
	Geographical Information System Expert	Md. Monirul Haque	Md. Monirul Haque	
	Procurement Specialist	Md. Humayun Kabir	Md. Humayun Kabir	
	Senior Estimator - 1	Md. Ansar Ali Mia	Md. Ansar Ali Mia	
	Senior Estimator - 2	Md. Nazrul Islam	Md. Nazrul Islam	
	Survey Engineer - 1	Pankaj Kumar Moitra	Pankaj Kumar Moitra	
	Survey Engineer - 2	Md. Amirul Islam	Md. Amirul Islam	
	Survey Engineer - 3	ABM Anwar Haidar	Abu Taiub Mia	
	Junior Design Engineer - 1	Ms. Selina Akhter	Ms. Selina Akhter	
	Junior Design Engineer - 2	Ms. Shaikh Naureen Laila	Ms. Selina Akhter	N/A
	Auto CAD Specialist - 1	Ms. Marjan Mallik	Md. Asadujjaman	
	Auto CAD Specialist - 2	Biprojit Paul	Ms. Nahid Farjana	
	River and Coastal Expert	Md.Zahirul Haque Khan	Md.Zahirul Haque Khan	
	Construction Supervision Engineer - 1	Md. Mukhlesur Rahman	S.M. Saiful Islam	
	Construction Supervision Engineer - 2	Shyamal Kumar Dutta	Shyamal Kumar Dutta	
	Construction Supervision Engineer - 3	SK Golam Quader	Md. Mainul Islam	N/A
	Construction Supervision Engineer - 4	Abdul Jalil	AKM Mazibur Rahman	
	Quality Control Specialist - 1	Md. Abdur Razzaque Khan	Md. Delowar Hossain	
	Quality Control Specialist - 2	Md. Sekendar Ali	Md. Rafiqul Alam	
	Procurement / Contract Management Specialist	Md. Tafazzal Ali	Md. Aminur Rahman	
	Environmental Specialist	Dr. Quazi Alamgir Kabir	Abu Bakr Siddique	
	Resettlement Specialist/Sociologist	Md. Mustafizur Rahman	Md. Mustafizur Rahman	N/A
	Land Acquisition Officer	Benu Gopal Dey	Kh. Mahabub Alam	
	Geo-Technical and Foundation Specialist	Mizanur Rahman	Ashraf Ul Abedin	N/A
	Mechanical Engineer - 1	Monojit Kumar Bagchi	Monojit Kumar Bagchi	N/A
	Mechanical Engineer - 2	Md. Rashidul Islam	Md. Rashidul Islam	
	Agronomist	Dr. Santosh Kumer Sarker	Dr. Santosh Kumer Sarker	N/A
	Fisheries Expert	Md. Mokammel Hossain	Md. Mokammel Hossain	N/A
Senior Estimator - 2	Md. Nazrul Islam	Md. Nazrul Islam	N/A	
Economist	Md. Aminul Islam	Md. Aminul Islam		
Construction Supervision Engineer - 5	Md. Sadiquul Islam	Md. Sadiquul Islam		
Construction Supervision Engineer - 6	Md. Ghiasuddin Ahmad	Md. Ghiasuddin Ahmad		
Quality Control Specialist - 3	Md. Ali Jinnah	Md. Ali Jinnah		
Quality Control Specialist - 4	Md. Harun Ur Rashid	Md. Harun Ur Rashid		
A. Others Staffs	Office Manager	Md. Shahadat Hossain	Md. Shahadat Hossain	
	Office Manager (Khulna)	Jakir Hossen	Md. Mizanur Rahman	
	Office Manager (Patuakhali)	Mehede Hasan	Mehede Hasan	
	Accounts Officer	Md. Fazlul Karim Khan	Md. Fazlul Karim Khan	
	Accounts Officer	Md. Badarudduza	Md. Badarudduza	
	Office Secretary	Mahmuda Islam	Mahmuda Islam	

Bangladesh Water Development Board (BWDB)
Coastal Embankment Improvement Project, Phase-1 (CEIP-1)

Description of Staffs	Position	Original Staff	Current Staff	Remarks
	Computer Operator	Md. Abdulla Al Mamun	Md. Abdulla Al Mamun	
	Computer Operator	Md. Delowar Hossain	Md. Delowar Hossain	
	Field Engineer	Md. Hasibur Rahman	Md. Hasibur Rahman	
	Field Engineer	Md. Lakidul Islam	Md. Lakidul Islam	
	Field Engineer	Md. Samsul Alam -1	Md. Samsul Alam	
	Field Engineer	Md. Jamal Uddin	Md. Jamal Uddin	
	Field Engineer	Khandaker Shamim Ahmed	Khandaker Shamim Ahmed	
	Field Engineer	Md. Monirul Islam	Md. Monirul Islam	
	Field Engineer	Md. Shohel Rana	Md. Shohel Rana	
	Field Engineer	Md. Abdulla Al Mamun	Md. Abdulla Al Mamun	
	Field Engineer	Md. Mizanur Rahman	Md. Mizanur Rahman	
	Field Engineer	Md. Rakibul Islam Nahid	Md. Rakibul Islam Nahid	
	Field Engineer	Md. Lutfor Rahman	Md. Lutfor Rahman	
	Field Engineer	Sufia Parvin	Sufia Parvin	
	Field Engineer	Kamrul Hasan	Kamrul Hasan	
	Field Engineer	Mst. Mousumi Khatun	Mst. Mousumi Khatun	
	Field Engineer	Noor A Alam	Noor A Alam	
	Field Engineer	Pritom Mondal	Pritom Mondal	
	Field Engineer	S.M. Shamim Hasan	S.M. Shamim Hasan	
	Field Engineer	Shakil Ahmed	Shakil Ahmed	
	Lab Technician	Md. Aminur Rahman	Md. Aminur Rahman	
	Lab Technician	Md. Rubayat Hossain	Md. Rubayat Hossain	
	Lab Technician	Swapan Kumar Sarker	Swapan Kumar Sarker	
	Computer Operator (Khulna)	Hosnewara Khatun	Hosnewara Khatun	
	Computer Operator	Md. Bellal Hossain	Md. Bellal Hossain	
	Computer Operator	Md. Kazi Rezaul Hoque	Md. Kazi Rezaul Hoque	
	Computer Operator	Md. Jakaria Islam	Md. Jakaria Islam	
	Office Peon	Md. Jahangir Alam	Md. Jahangir Alam	
	Office Peon	Md. Gaffar Sarker	Md. Gaffar Sarker	
	Office Peon (Khulna)	Md. Sojib Hossen	Md. Sojib Hossen	
	Office Peon (Patuakhali)	Md. Rownaqul Islam	Md. Rownaqul Islam	
	Office Peon (Patuakhali)	Md. Babul Akhther	Md. Babul Akhther	
	Messenger	Sheikh Rabiul Islam	Sheikh Rabiul Islam	
	Cleaner/ Chowkidar	Md. Shohidul Islam	Md. Shohidul Islam	
	Cleaner/ Chowkidar	Nargis Begum	Nargis Begum	
	Chowkidar (Khulna)	Ariful Islam	Ariful Islam	

3.7.2 Monthly Tentative Forecast of Payment for DDCS & PMS Consultants:

Table 3-63: Tentative forecast of payment for DDCS & PMS Consultants for FY 2020-2021

Invoice No.	Invoice Month	Submission Month	Projected Value of Invoice (BDT)/(EURO)	Actual Value of Invoice (BDT)/(EURO)	Remarks
Local Currency					
LC-34	July-August, 20	October, 20	21,739,234.78		
LC-35	September-October,20	December, 20	14,799,787.28		
LC-36	Nov-Dec, 20	January, 21	27,210,977.94		
LC-37	January - February 21	March, 21	25,000,000.00		
LC-38	March-April 21	May, 21	25,000,000.00		
LC-39	May-June 21	June, 21	25,000,000.00		
Total			138,750,000.00		
Foreign Currency					
LC-34	July-August, 20	October, 20	62,739.09	62,739.09 (Euro)	

Invoice No.	Invoice Month	Submission Month	Projected Value of Invoice (BDT)/(EURO)	Actual Value of Invoice (BDT)/(EURO)	Remarks
LC-35	September-October,20	December, 20	94,637.90		
LC-36	Nov-Dec, 20	January, 21	96,034.51		
LC-37	January - February 21	March, 21	111,023.00		
LC-38	March-April 21	May, 21	111,547.69		
LC-39	May-June 21	June, 21	120,116.81		
Total			596,100.00		

3.7.3 Finance (Invoices) RHDHV/DDCS & PMS Consultants

Table 3-64: Overview of Consultants Invoices since Project Inception

SI No. of Invoices	Payment in EURO			Payment in BDT		
	Amount invoiced	Date submitted	Date paid	Amount invoiced	Date submitted	Date paid
Advance Payment	481,134.90	30-Dec-14	1-Apr-15	59,249,809.60	30-Dec-14	1-Apr-15
Invoice No 1	50,908.14	25-May-15	11-Jun-15	1,119,426.94	15-June-15	16-Jun-15
Invoice No 2	129,241.61	25-May-15	11-Jun-15	5,952,195.13	17-June-15	16-Jun-15
Invoice No 3 (Part)	60,000.00	21-June-15	22-Jun-15	7,967,524.20	30-Jun-15	30-Jun-15
Invoice No 3 (Part)	70,282.49	21-June-15	06-Oct-15	33,150,070.88	30-Jun-15	27-Sep-15
Invoice No 4	206,972.03	27-Sep-15	02-Dec-15	14,332,732.78	27-Sep-15	29-Nov-15
Invoice No 5	169,555.53	15-Nov-15	10-Dec-15	25,991,948.77	30-Nov-15	10-Jan-16
Invoice No 6	74,062.24	17-Jan-16	04-Feb-16	14,590,698.64	03-Jan-16	27-Jun-16
Invoice No 7	201,749.51	01-June-16	30-Jun-16	15,016,503.44	19-June-16	30-Jun-16
Invoice No 8	140,967.65	01-June-16	30-Jun-16	692,718.66	19-June-16	30-Jun-16
	0.00			36,351,389.86	19-June-16	10-Nov-16 (Partly Paid)
Invoice No 9	153,881.30	30-June-16	30-Jun-16	19,138,626.07	27-Nov-16	02-Mar-17
Invoice No 10	243,824.28	23-Oct-16	09-Nov-16	15,095,311.81	27-Nov-16	02-Mar-17
Invoice No 11	224,255.11	06-Nov-16	1-Jun-17	15,623,144.38	07-Dec-16	18-May-17
Invoice No 12	211,748.62	15-Jan-17	1-Jun-17	51,335,041.98	15-Jan-17	18-May-17
Invoice No 13	149,954.66	10-Apr-17	1-Jun-17	25,796,446.77	16-Mar-17	18-May-17
Invoice No 14	51,073.50	3-May-17	18-Jun-17	9,847,754.23	1 Jun-17	29-Jun-17
Invoice No 15	359,744.20	16-Oct-17	10-Dec-17	18,863,496.23	29-Jun-17	29-Jun-17 (Partly Payment)
	0.00	16-Oct-17	10-Dec-17	3,123,876.54	10-Dec-17	10-Dec-17 (Partly Payment)
Invoice No. 16	82,732.65	26-Oct-17	10-Dec-17	28,318,643.89	10-Dec-17	29-Jan-18
Invoice No. 17	129,562.33	22-Nov-17	03-Dec-17	1,597,5427.00	10-Dec-17	29-Jan-18
Invoice No. 18	216,541.94	25-Feb-18	30-Apr-18	18284749.64	19-Apr-18	30-Apr-18
Invoice No. 19	126,541.94	15-Apr-18	30-Apr-18	25067376.46	19-Apr-18	30-Apr-18
Invoice No. 20	90,204.56	4-Jun-18	9-Jun-18	36,031,005.53	27-May-18	9-Jun-18
Invoice No. 21	85,705.24	21-June-18	30-Jun-18	18,677,806.77	30-June-18	30-June-18
Invoice No. 22	135,163.94	10-Sep-18	23-Dec-18	20,437,707.45	10-Oct-18	09-Dec-18
Invoice No. 23	122,330.66	01-Jan-19	30-Mar-19	127,219,58.17	20-Dec-18	20-Feb-19
Invoice No. 24	94,865.43	01-Jan-19	25-Mar-19	12,123,246.79	11-Feb-19	25-Mar-19
Invoice No. 25	101,908.93	14-Mar-19	25-Mar-19	28,104,552.17	21-May-19	30-May-19
Invoice No. 26	102,016.32	26-Jun-19	27-Jun-19	14,008,004.31	27-Jun-19	27-Jun-19
Invoice No. 27	88,698.49	30-Jun-19	30-Jun-19	14,240,648.43	30-Jun-19	30-Jun-19

Bangladesh Water Development Board (BWDB)
Coastal Embankment Improvement Project, Phase-1 (CEIP-1)

SI No. of Invoices	Payment in EURO			Payment in BDT		
	Amount invoiced	Date submitted	Date paid	Amount invoiced	Date submitted	Date paid
Invoice No. 28	24,002.59	19-Dec-19	20-Jan-20	37,413,649.93	19-Dec-19	20-Jan-20
Invoice No. 29	60,375.90	19-Dec-19	20-Jan-20	21,506,237.37	19-Dec-19	20-Jan-20
Invoice No. 30	199,141.45	24-Feb-20	25-Feb-20	19,736,470.06	27-Feb-20	25-Feb-20
Invoice No. 31	97400.49	18 Mar-20	30-Jun-20	28,623,021.06	08-May-20	17-May-20
Invoice No. 32	82,884.43	8-May-20	30-Jun-20	18,373,088.31	08-May-20	17-May-20
Invoice No. 33	67,391.39	30-Jun-20	30-Jun-20	18,132,800.03	30-Jun-20	30-Jun-20
Invoice No. 34	62,739.09	14-Oct-20	12-Jan-21	14,624,097.66	14-Oct-20	12-Jan-21
Invoice No. 35	94,637.90	13-Dec-20	12-Jan-21	10,962,805.39	03-Dec-20	12-Jan-21
Total Amount Invoiced =	5,044,201.44			774,007,332.33		

Annex 1: Updated Physical Site Works: Package-1& 2

Package-1 (weightage basis)

BoQ Item	Activity Name	Unit	Weightage	Weight (Partial)	Name of Work	Quantity as per VO No. 4	Actual Quantity	Percentage Completed	Weighted Percentage	Achieved Weightage	Status as of February 2021	Contract Value as per Variation No. 4 (BDT)	Cumulative Value of Work Executed (BDT)	Cumulative Expenditure (BDT)	Projection (BDT) during FY 2020-21
Item No. 1	General Mobilisation		7.52%					90.00%	6.772%	6.7723%	90.00%	496,465,529.00	446,818,976.10	460,322,085	36,143,444
Item No. 2	Embankment Construction/ Re-sectioning	Cum	21.96%			5,877,718	5,784,815	98.42%	21.612%	21.6124%	98.42%	1,448,823,605.00	1,425,923,442.64	1,290,473,034	217,738,554
Item No. 3	Drainage Channel Excavation/ Re-excavation	Cum	2.18%			1,517,116.65	1,311,588.15	86.45%	1.888%	1.8876%	86.45%	144,057,665.00	124,541,726.13	135,278,828	28,380,876
Item No. 4	Drainage Sluice Construction	No	9.89%							9.7847%	98.91%	668,068,356.80	660,978,655.98	695,748,862.99	77,171,378
				0.47%	Casting Block size 40cm x 40cm x 20cm.	106,373	99,268	93.32%	0.434%			30,694,992.88	28,644,798.13		
				0.34%	Casting Block size 30cm x 30cm x 30cm.	90,898	70,210	77.24%	0.259%			22,142,752.80	17,103,246.73		
				9.09%	Other Drainage Sluices Construction Works	615,230,611.12	615,230,611	100.00%	9.091%			615,230,611.12	615,230,611.12		
Item No. 5	Drainage Sluice Repair	No	0.13%							0.1221%	95.90%	8,401,731.00	8,057,240.44	7,287,711.03	2,589,063
				0.02%	Casting Block size 40cm x 40cm x 20cm.	3,747	3,497	93.32%	0.015%			1,081,234.32	1,009,016.00		
				0.02%	Casting Block size 30cm x 30cm x 30cm.	4,911	3,793	77.24%	0.014%			1,196,319.00	924,046.76		
				0.09%	Other Drainage Sluices Repair Works	6,124,178	6,124,178	100.00%	0.093%			6,124,177.68	6,124,177.68		
Item No. 6	Flushing Inlet Construction	No	5.70%							5.6163%	98.59%	378,908,707.59	373,608,564.08	308,535,583.78	31,563,300
				0.25%	Casting Block size 40cm x 40cm x 20cm.	56,323	52,561	93.32%	0.230%			16,252,564.00	15,167,014.92		
				0.28%	Casting Block size 30cm x 30cm x 30cm.	76,019	58,718	77.24%	0.217%			18,518,228.00	14,303,633.58		
				5.17%	Other Flushing Inlets Construction Works	344,137,916	344,137,916	100.00%	5.170%			344,137,915.59	344,137,915.59		
Item No. 7	Flushing Inlet Repair	No	1.25%							1.2147%	97.31%	82,361,662.08	80,142,698.83	24,398,080.38	32,915,000
				0.08%	Casting Block size 40cm x 40cm x 20cm.	17,425	16,261	93.32%	0.071%			5,028,158.00	4,692,314.85		
				0.13%	Casting Block size 30cm x 30cm x 30cm.	33,966	26,236	77.24%	0.097%			8,274,117.00	6,390,996.90		
				1.05%	Other Flushing Inlets Repair Works	69,059,387	69,059,387	100.00%	1.047%			69,059,387.08	69,059,387.08		
Item No. 8	Embankment Slope Protection Work	Km	21.68%							17.8922%	82.52%	1,430,472,110.00	1,180,475,713.75	1,332,743,539.47	386,431,539
				6.08%	Casting Block size 40cm x 40cm x 40cm.	729,950	615,248	84.29%	5.121%			400,844,743.00	337,857,527.01		
				9.61%	Casting Block size 40cm x 40cm x 20cm.	2,310,203	1,751,597	75.82%	7.289%			634,312,437.71	480,935,959.13		
				1.52%	Casting Block size 40cm x 40cm x 30cm.	222,844	160,947	72.22%	1.101%			100,560,583.44	72,629,051.35		
				4.47%	Other Embankment Slope Works	294,754,345.85	289,053,176.26	98.07%	4.381%			294,754,345.85	289,053,176.26		
Item No. 9	River Bank Protection Work	Km	22.72%							20.4649%	90.08%	1,498,882,474.37	1,350,213,115.75	1,408,814,494.91	181,592,001
				11.12%	Casting Block size 40cm x 40cm x 40cm.	1,335,844	1,125,935	84.29%	9.371%			733,565,236.88	618,295,589.90		
				1.17%	Casting Block size 40cm x 40cm x 20cm.	282,163	213,936	75.82%	0.890%			77,473,494.91	58,740,436.68		
				8.27%	Casting Block size 30cm x 30cm x 30cm.	2,110,963	2,110,807	99.99%	8.266%			545,430,610.37	545,390,303.09		
				0.03%	Casting Block size 40cm x 40cm x 30cm.	4,800	3,467	72.22%	0.024%			2,166,048.00	1,564,410.29		
				2.13%	Other Bank Protection Works	140,247,084.22	126,222,375.79	90.00%	1.913%			140,247,084.22	126,222,375.79		
Item No. 10	Dismantling Work	Km	2.03%			133,991,406	76,375,101.42	57.00%	1.158%	1.1576%	57.00%	133,991,406.00	76,375,101.42	21,629,597.30	24,375,000
Item No. 11	Closure Dam Construction	Km	2.77%							2.7726%	100.00%	182,925,081.00	182,925,081.00	66,543,311.66	116,381,769
				0.69%	Foundation Construction of the Closure	45,731,270	45,731,270.00	100.00%	0.693%			45,731,270.00	45,731,270.00		
				0.55%	Closing of the closure	36,585,016	36,585,016.00	100.00%	0.555%			36,585,016.00	36,585,016.00		
				1.52%	Final Protection Work of the Closure	100,608,795	100,608,795.00	100.00%	1.525%			100,608,795.00	100,608,795.00		
	Schedule of Day work		0.36%			23,712,392	18,993,034	80.10%	0.288%	0.2879%	80.10%	23,712,392.00	18,993,033.50	3,231,892	20,480,500
	Environmental Mitigation Works		0.91%			60,200,000	56,491,360	93.84%	0.856%	0.8562%	93.84%	60,200,000.00	56,491,359.67	55,791,359.67	4,408,640
	Emergency Works		0.89%			58,913,141	58,913,141	100.00%	0.893%	0.8929%	100.00%	58,913,141	58,913,141.00	51,931,697.94	
	Physical and Price Contingencies		0.00%			241,086,859	304,075,783	126.13%	0.000%			241,086,859	304,075,783.40	21,800,153.14	95,990,510
	Temporary Savings		0.00%			111,842,485	-	0.00%	0.000%			111,842,485	0.00		
	Estimated Adjustment in VAT (BDT)											85,164,872			
	Estimated Adjustment in IT (BDT)											189,384,811			
			100.00%							91.33%	91.33%	7,243,662,887.41	6,348,533,633.71	5,884,530,230.36	1,256,161,575

Bangladesh Water Development Board (BWDB)
Coastal Embankment Improvement Project, Phase-1 (CEIP-1)

Package-2

BoQ Item	Activity Name	Unit	Weightage	Weight (Partial)	Name of Work	Quantity as per VO No. 01	Actual Quantity of work executed	Percentage Completed	Weighted Percentage	Achieved Weightage	Status on Feb 2021	Value (BDT) as per VO No. 01	Cumulative Value of Work Executed (BDT)	Cumulative Expenditure (BDT)	Projection (BDT) during FY 2020-21
Item No. 1	General Mobilization		1.17%					55.73%	0.65%	0.651%	55.73%	114,147,100.00	63,611,301.59	61,447,088.05	15,000,000.00
Item No. 2	Embankment Construction/ Re-sectioning	Cum	17.98%			7,028,144	1,907,194	27.14%	4.88%	4.878%	27.14%	1,757,533,176.00	476,933,416.29	299,947,547.02	548,869,671.77
Item No. 3	Drainage Channel Excavation/ Re-excavation	Cum	1.96%			1,196,248.73	577,984.73	48.32%	0.95%	0.949%	48.32%	191,966,386.45	92,751,313.10	36,046,602.59	47,929,846.32
Item No. 4	Drainage Sluice Construction	No	16.00%							10.420%	65.13%	1,564,264,329.54	1,018,767,819.56	942,623,176.79	505,830,933.27
				0.93%	Casting Block size 40cm x 40cm x 40cm.	90,872	48,872	53.78%	0.50%			90,450,353.92	48,645,361.72		
				0.44%	Casting Block size 30cm x 30cm x 30cm.	177,079	88,184	49.80%	0.22%			43,030,197.00	21,428,648.86		
				14.63%	Other Drainage Sluices Construction Works	1,430,783,778	948,693,809	66.31%	9.70%			1,430,783,778.62	948,693,808.98		
Item No. 5	Drainage Sluice Repair	No	0.19%							0.091%	48.60%	18,234,536.00	8,861,846.80	607,065.34	7,628,722.55
				0.03%	Casting Block size 40cm x 40cm x 20cm.	12,365	11,433	92.46%	0.03%			3,326,185.00	3,075,413.17		
				0.05%	Casting Block size 30cm x 30cm x 30cm.	20,000	9,960	49.80%	0.02%			4,860,000.00	2,420,236.04		
				0.10%	Other Drainage Sluices Repair Works	10,048,351	3,366,198	33.50%	0.03%			10,048,351.00	3,366,197.59		
Item No. 6	Flushing Inlet Construction	No	8.97%							3.835%	42.75%	877,089,164.92	374,981,541.44	231,158,149.63	213,143,463.72
				0.68%	Casting Block size 40cm x 40cm x 40cm.	67,196	36,139	53.78%	0.37%			66,884,210.56	35,971,187.24		
				0.29%	Casting Block size 30cm x 30cm x 30cm.	118,648	59,086	49.80%	0.15%			28,831,464.00	14,357,808.27		
				7.99%	Other Flushing Inlets Construction Works	781,373,490	324,652,546	41.55%	3.32%			781,373,490.36	324,652,545.94		
Item No. 7	Flushing Inlet Repair	No	0.17%							0.082%	48.51%	16,495,126.00	8,001,361.50	3,765,458.55	48,323,905.91
				0.02%	Casting Block size 40cm x 40cm x 20cm.	6,390	5,908	92.46%	0.02%			1,718,910.00	1,589,315.83		
				0.05%	Casting Block size 30cm x 30cm x 30cm.	21,000	10,458	49.80%	0.03%			5,103,000.00	2,541,247.84		
				0.10%	Other Flushing Inlets Repair Works	9,673,216	3,870,798	40.02%	0.04%			9,673,216.00	3,870,797.84		
Item No. 8	Embankment Slope Protection Work	Km	13.49%							6.616%	49.04%	1,318,889,277.05	646,812,773.79	446,909,489.83	731,727,253.94
				3.67%	i) CC Block: 40cm x 40cm x 30cm.	862,037	350,274	40.63%	1.49%			358,607,392.00	145,713,791.88		
				1.83%	ii) CC Block: 40cm x 40cm x 40cm.	321,340	258,059	80.31%	1.47%			178,665,040.00	143,481,007.71		
				1.75%	iv) CC Block: 60cm x 60cm x 40cm.	85,910	58,947	68.61%	1.20%			171,283,062.50	117,525,581.25		
				3.16%	v) CC Block: 60cm x 60cm x 60cm.	101,059	47,191	46.70%	1.48%			309,207,190.53	144,388,886.97		
				3.08%	Other Embankment Slope Works	301,126,592.02	95,703,505.97	31.78%	0.98%			301,126,592.02	95,703,505.97		
Item No. 9	River Bank Protection Work	Km	37.18%							29.575%	79.55%	4,050,125,322.64	3,221,789,695.05	2,993,804,320.55	479,294,923.59
				32.78%	Casting Block size 40cm x 40cm x 40cm.	5,763,564	4,628,561	80.31%	26.32%			3,560,345,080.96	2,859,215,770.63		
				0.67%	Casting Block size 40cm x 40cm x 30cm.	158,497	64,402	40.63%	0.27%			73,242,624.00	29,760,849.07		
				3.73%	Other Bank Protection Works	364,564,708.15	291,286,780.68	79.90%	2.98%			416,537,617.67	332,813,075.35		
Item No. 10	Dismantling Work of sluices and road	Km	0.59%							0.087%	14.76%	57,489,951.02	8,487,726.05	9,660,706.33	1,920,000.00
				0.385%	Dismantling Works of existing roads	37,628,302	4,515,396	12.00%	0.05%			37,628,301.90	4,515,396.23		
				0.203%	Dismantling Works of existing Sluices	19,861,649	3,972,330	20.00%	0.04063%			19,861,649.12	3,972,329.82		
Item No. 11	Construction of Khal Crossing Closures	Km	1.03%			8	-	0.00%	0.00%	0.000%	0.00%	101,123,200.00	0.00		63,202,000.00
Item No. 12	Construction of Road Pavement over Embankment	Km	0.00%			-	-	0.00%	0.00%	0.000%	0	0.00	0.00		0.00
Item No. 13	Construction of RCC Flood Wall	Km	0.00%			-	-	0.00%	0.00%	0.000%		0.00	0.00		0.00
	Schedule of Day work		0.52%			51,240,887	-	0.00%	0.00%	0.000%	0.00%	51,240,887.20	0.00		4,050,000.00
	Environmental Mitigation Works		0.66%			64,354,491	14,651,755	22.77%	0.15%	0.150%	22.77%	64,364,491.00	14,654,031.73	2,219,773.03	1,500,000.00
	Emergency Works (Charge to Physical Contingencies)		0.09%			9,212,768	9,212,768	100.00%	0.09%	0.094%	100.00%	9,212,767.58	9,212,767.58	24,535,573.39	
	Physical and Price Contingencies					490,787,232	-	0.00%	0.00%	0.000%		490,787,232.42	0.00	0.00	5,000,000.00
	Temporary Savings											216,601,686.83			
	Estimated Adjustment in VAT (BDT)											243,531,659.13			
	Estimated Adjustment in IT (BDT)											344,772,983.21			
Total			100.00%							57.43%	57.43%	11,487,869,276.99	5,944,865,594.47	5,052,724,951.10	2,673,420,721.06

Annex 3: Labour Influx Report

Initial information on labour influx risks, requirements and implication for work package W-01 under CEIP-1

1. PROJECT DATA		
1.1	Name of Project	Coastal Embankment Improvement Project - Phase I (P128276)
1.2	Contract Package	Package-1
1.3	Date of Commencement	January 2016
1.4	Date of Completion	June 2021
1.5	Location	Polder-32 and Polder-33 under Khulna district; & Polder-35/1; Polder-35/3 under Bagerhat District
1.6	Name and Contact Information (email/phone) of Contractor	CHWE, mainland China
1.7	Name and Contact Information (email/phone) of all sub-Contractors	Project Manager Mr. Sun Huaxin; No sub-contractors; about 56 Chinese and skilled workers influx; 01 Indian worker; local labour and foremen about 610 persons;
1.8	Type of Works (single site, linear, clustered and construction duration)	Civil engineering/hydraulic works: earthen embankment; water control sluices; river bank protection works; embankment slope protection works; closure dam; offices and site buildings; excavation of sediment internal channels (khals); social re-afforestation; single and localized sites, stand-alone site for construction of one structure or one stretch of embankment etc; These are the standard engineering interventions in a typical coastal polder in Bangladesh, since 'time immemorial'; no rocket science; a lot of manual labour work activities, for men and women both;
2. INITIAL SCREENING LABOR INFLUX REQUIREMENTS AND IMPLICATIONS		
2.1	Will the project potentially involve an influx of migrant workers? If yes, are there also foreign labourers mobilized on site?	Yes, there are Migrant workers' influx at Project area, relatively small numbers and scattered all over the many construction sites; foreign labourers yes, Chinese & Indian, around 56 persons including middle technicians and Master of Science level engineers; The mobilization of foreign worker started in November 2015 and on ward.
2.2	Is the influx of non-local workforce significant for the local community?	Not significant because there are many stand-alone construction sites and the number of Chinese/foreign workers per stand-alone site is about 3 to 5 Chinese men; this is not disruptive for the social cohesion of the local site; local stand-alone construction sites are mostly far away from community centres (rural setting, remote sites; sluices are not located inside a community); In the camp site, there have a separate place for their living, dining. Also police from local Thana/authority provide the security for the safety of Chinese workers. There have two or three local translator; if any problem arises they will arrange communication with local people. Even now there is no complain from local people, mentioned that in camp site also have a register to note down to take proper action within appropriate time.

2. INITIAL SCREENING LABOR INFLUX REQUIREMENTS AND IMPLICATIONS		
		At least certain percentage of local people would have been mobilized in civil work that would be beneficial for the local people.
2.3	What are the opportunities for local laborers?	Of course there were opportunities for local worker in civil work. Local residents are poor people with virtually no mobility or transport facilities and are employed in agriculture, aquaculture and civil construction works such as road, buildings etc. in 'urban' areas, mostly intermittent job contracts. There is some small business such as small shops, chicken and duck breeding/farm, aquaculture, and motorbike repair workshops etc which do not employ many people; e.g. Polder-35/1 is located 100 km away from the city of Khulna, hence not much influx from Khulna to Polder-35/1; due to few numbers of small rudimentary road tracks, there is hardly any economic traffic to the 4 Polders; one needs to cross many rivers with (small) ferries; labour market is non-existent for local laborers; Recently for polder-32, 206 local workers engaged for construction workers; P-33, 80 local workers; P-35/1, 207 local workers; P-35/3, 70 local workers. There are no women because, for heavy civil work women are not suitable. By negotiating we fixed the salary, so there is no unsatisfactory and no complain.
2.4	Frequency of outsider's visit	Chinese labourers are generally permanently stationed and working; they live together inside a fenced compound, with professional security guards; Non-local labours are regular, but they have the seasonal vacation during rainy season.
2.5	Environmental sensitivity of the project site	Refer to the four approved EIA Reports of the 4 Polders; in general, the close location of the border lines of the Sundarbans mangrove forest prompt the Chinese Contractor to take care/be alerted of the possible negative impacts on the water, noise, environment, biodiversity of the Sundarbans;
2.6	Community experience with similar projects?	Much community experience yes as all 139 coastal polders were built back in the 1970s and 1980s and had undergone many subsequent small and big interventions, emergency works, repair and recovery after huge flood disaster events etc.; local labourers are fully familiar with similar types of civil engineering works; And also familiar with the similar movement of non-local labour because in coast region in different time different improvement work have done throughout the specific period.

3. SOCIO-ECONOMIC CONSIDERATIONS		
3.1	How similar are local and migrant labour backgrounds? (cultural, religious and demographic considerations)	The background particularly cultural, religious and demographic point of view is dissimilar in many ways and similar in some ways. They have different language, ethnicity, belief system even political system but it does not create any problem to perform the job or pose any risk for the project. The migrant is few in number that does not make any imbalance in local social coherence. The main similarities imply that both groups come from same profession; There is no issue at all, because the non-local workers are busy in day time for work. Also the work site is located in different place from their residence. No negative impact on job market because this project makes the more opportunity of job for local people.

		Group means not like two separate parts. Both local and non-local workers are working as a part of the project as like a team work.
3.2	Are there increased competitions for resources (e.g. accommodation, water, food, fuel) with the local community?	Absolutely not;
3.3	Given local community characteristics any specific adverse impacts anticipated?	No adverse impact is anticipated at the moment;

4. LOCAL COMMUNITY (Please provide Polder wise description of Facilities)			
4.1	Size of Local Population	Bangladesh is highly densely populated country but the project area has lesser density. It is found from the RAP document that inside the Polder-32, 33, 35/1 and 35/3 the total population amounts to 38397, 62305, 99182 and 33075 respectively.	
4.2	Working age population and capacity (education, skills, experience)	The labour force (age between 15 and 59 year), the actual number of people available for work is 61%. The labour force includes both the employed and the unemployed. According to BBS, 30% of the people fall in the age group 1-15 year. The literacy rate in the project area roams around 58% whereas the national figure is 51.8%. The livelihood of 66.1% of people depends on agriculture activities;	
4.3	Working age population capacity	<i>Education</i>	<i>Skill</i>
		No information is available	No information
4.4	Local capacity for infrastructure, services, utilities, health (please provide a short brief)	Inside the 4 Polders, both earthen and pucca roads are available and there are waterways also. There are academic institution, market, religious institution, local government offices, providing necessary public services to the local people. Motor bikes play important role to communicate in project areas. Auto rickshaw is main transportation vehicle;	
		No there is no impact of these facility due to the inflow of chines people.	
4.5	Availability of accommodation, food, water (please provide a short brief)	Contractor provides adequate accommodation, water and food, protective sheds etc to their workers; Yes these facilities are easily available for rent and consumption	
4.6	Are there any security considerations?	Not from the local governments; Contractor is now paying for the security force mainly in work site cum residential sites.	
4.7	Are there any marginalized, vulnerable, ethnic, indigenous- communities?	Some marginalized and vulnerable people are in the project side like other places of the country but there are no ethnic and indigenous groups.	

5. MAINTENANCE OF OTHER LABOR RECORDS		
5.1	Is a copy of photo ID of each labourer kept with the Contractor/ Sub-contractor?	Yes. NID for local workers and visa copy for chinese workers; no sub-contractors;
5.2	Is contact information of labour's next-of-kin kept for each labourer?	Yes. Family members are mostly close-by. Chinese contractor recruits mainly from the locality;

6. LABOR PROFILE (Please provide Polder wise information)						
<i>This data is to be collected for each Polder where civil works has commenced, and cover the regular labour, temporary labour, labour hired through sub-contractors or labour contractors / groups.</i>						
6.1	Number of laborers by sex	Male		Female	Total	
		507		2	509	
6.2	Number of laborers by skill	Skilled	Semi-skilled	Unskilled	Total	
		412	88	9	509	
6.3	Number of laborers by origin	Local (same or adjoining district)	Other districts	Other Country	Total	
		463	20	26	509	
6.4	Number of laborers by age	18-25		25-50	Above 50	Total
		251		185	73	509
6.5	Source of labour	Contractor	Subcontractor	Independent	Other	Total
		509	0	0	0	509

7. FACILITIES (Please provide Polder wise description of Facilities)					
7.1	Details of labour camps	Number	Permanent/Temp.	Location	Distance from nearest village/habitation
		2	Permanent	Every CC blocks yard and every work site	Almost within 100m
		4	Temporary		
7.2	Type of housing in labour camp on leased land (temporary shelters / kuchha / pukka)	Work site have temporary shelter but cc block yard has pukka house			
7.3	Is there any housing on public land like roadsides, open fields and other spaces?	No. Only housing exist inside the constructional premises.			
7.4	Is there any housing in rented accommodation in residential areas? If so, who is it rented by?	Yes, for the Chinese and Bangladeshi senior staff. Contractor rents the buildings themselves			
7.5	How many laborers have families on/near worksite?	The migrant workers do not live with their family. Sometime their family member visit here for very short time. The local worker mostly live with their family			
7.6	Likelihood of family members accompanying (visiting)	They hardly visit the project side. Labourers have family homes close by; daily transport is done by motorbikes or by vehicles of Contractor			
7.7	Is drinking water available on site and at the campsite?	Yes			
7.8	Are latrines and urinals provided on site and at the campsite?	Yes			
7.9	Are First Aid facilities provided on site?	Yes			
7.10	Does a doctor visit the worksite / campsite	Yes			

	regularly?	
7.11	Is there a tie-up with a hospital or dispensary near the worksite / campsite	Yes
7.12	Is there a facility for cooking / canteen facility for all labour?	Yes
7.13	Are leisure activities / facilities available for all labour	Yes
7.14	Is transport to and from the worksite provided to labour?	Yes, for migrant labourer but no provision for unskilled local labourer.

8. SUPERVISION BY LABOR OFFICIALS		
8.1	Has the worksite / campsite been inspected by a labour official?	In 20-22 November, 2017 and 04-06 February, 2018 WB team visited the work area of CEIP-1,
8.2	How many times has the worksite / campsite been inspected by a labour official since commencement of work?	Six times since commencement from WB. From the part of PMU and BEDB, visited the worksite frequently, as per the need basis.
8.3	What documents were inspected by labour officials?	Accident /injury register, salary sheet/record
8.4	What documents were maintained and which ones were not?	Safety training record, accident register, safety guideline document, compliance register, GRM system notice. Nothing missing, if anything required please give us the valuable suggestion. We will ensure it in work site.
8.5	What directions were given by labour officials?	About personal health and safety
8.6	What is the mode of compliance with such directions?	Action taken in field level as soon as possible
8.7	Are you facing any legal proceedings on labour issues in Labour Court/ Other?	None;

9. ACCIDENTS, EMERGENCIES AND INCIDENTS (Please provide Polder wise description of Facilities)		
9.1	What is the nature of accidents / emergencies usually occurring at a worksite like yours?	No accident so far has been taken place
9.2	Is a functioning First Aid available at the campsite / worksite?	Yes
9.3	Is functioning fire-fighting equipment available at the campsite / worksite?	Yes
9.4	Which is the nearest doctor / clinic / dispensary?	Within some kilometres, alert by mobile phone of which the number is known to all Chinese people (Chinese medical doctor available); doctor covers the four Polders
9.5	Which is the nearest hospital?	The nearest hospital is situated at Upazila head quarter. But there some clinic or satellite clinic

9. ACCIDENTS, EMERGENCIES AND INCIDENTS (Please provide Polder wise description of Facilities)		
		inside the polder. If any worker required critical services then he/she refer to Khulna or Dhaka. The contractor have own car for every camp site and CC block manufacturing site to transport he/she to Khulna or Dhaka.
9.6	Which is the nearest Police Station?	In any Polder, there is Police office close-by, within 10 km range. On the other hand, a team of 2-3 nos. police available in work camp site and cc block manufacturing site cum residential site. If required they will help us. But even no situations arise to do this.
9.7	Are details of nearest doctor / clinic / dispensary / hospital / Police station available and prominently displayed at worksite / campsite?	Yes
9.8	What is the system of informing next of kin?	For the migrant worker, there is focal person to deal with the issue. The contact numbers of all workers are well documented. For the local worker, the system is same. Bengali senior staff employed by the Chinese contractor.
9.9	What is your familiarity with accident reporting procedures?	Chinese Contractor holds regular drills on procedures and protocols to enact in case of accidents
9.10	What is your familiarity with police reporting procedures?	We are well familiar to local police reporting system and we have their contact number and relation. So far, no such incident whereby Police is to be called upon. It is worthy to mention that Contractor site camps are secured by police protection permanently.
9.11	Is there any mechanism to address the work place Sexual Harassment of Women at the project sites?	Yes (sanctions are known to Chinese workers and their bosses). Mechanism is there. We have gender policy. There is complaint system to mitigate sexual harassment. Finally, legal step can be applied where necessary;

Initial information on labour influx risks, requirements and implication for work package W-02 under CEIP-1

10. PROJECT DATA		
1.1	Name of Project	Coastal Embankment Improvement Project - Phase I (CEIP-1)
1.2	Contract Package	Package-2
1.3	Date of Commencement	12 th July, 2017
1.4	Date of Completion	30 th June, 2022
1.5	Location	Polder-39/2C, Polder-40/2, Polder-41/1, Polder-43/2C, Polder-47/2 & Polder-48
1.6	Name and Contact Information (email/phone) of Contractor	Chongqing International Construction Corporation cicobangladesh@gmail.com/+8801917264485
1.7	Name and Contact Information (email/phone) of all sub-Contractors	None
1.8	Type of Works (single site, linear, clustered and construction duration)	<ol style="list-style-type: none"> 1. Upgrading via new construction and re-sectioning of embankments with a length of about 209km; 2. Excavation and re-excavation of drainage channels in the Polders with a total length of about 188km; 3. Construction of 50 drainage sluices; 4. Repairing of 6 drainage sluices; 5. Construction of 73 flushing sluices; 6. Repairing of 8 flushing sluices; 7. Construction of embankment slope protection works with a total length of some 9.5km; 8. Construction of river bank protection works with a total length of 5.40 km; 9. Construction of 8 Khal Closing Closures with varying widths between 35m to 60m; 10. Dismantling of 36 drainage sluices, 70 flushing sluices and road pavement for about 50 km; 11. Construction of RCC Flood wall with a length of about 17km; 12. Construction of Road Pavement with a length of about 51km. <p>Construction duration: 42 months</p>

11. INITIAL SCREENING LABOR INFLUX REQUIREMENTS AND IMPLICATIONS		
2.1	Will the project potentially involves an influx of migrant workers? If yes, are there also foreign laborers mobilized on site?	Yes, scattering all over the construction sites. There are no foreign labours mobilized onsite.
2.2	Is the influx of non-local workforce significant for the local community?	Yes, these benefits are typically related to economic opportunities through employment and/or training by the project, or through selling goods and services. Other benefits include the provision of local infrastructure (e.g., access roads, power or water connection) which is developed for the project and which serves the community beyond the project duration.
2.3	What are the opportunities for local laborers?	It will bring more employment opportunities to the local labours. It will improve the education status because of workers' training.
2.4	Frequency of outsider's visit	Normal
2.5	Environmental sensitivity of the project site	Fuel supply for cooking and heating, fuel storage area, by-pass road construction, sanitation, water supply and construction work.

2.6	Community experience with similar projects?	Embankment construction, Bridge construction and road pavement construction
-----	---	---

12. SOCIO-ECONOMIC CONSIDERATIONS

3.1	How similar are local and migrant labour backgrounds? (cultural, religious and demographic considerations)	The labour no matter where they from are Bangladesh citizen. They almost have the same cultural and religious background. The demographics are shifted just from one region to another and there is no change on total demographics of Bangladesh.
3.2	Are there increased competitions for resources (e.g. accommodation, water, food, fuel) with the local community?	More water, electricity, medical services, transport, education and social services will be required with the execution of works.
3.3	Given local community characteristics any specific adverse impacts anticipated?	It will bring more influx of additional population and Increased pressure on accommodations and rents, Increase in traffic and related accidents

13. LOCAL COMMUNITY (Please provide Polder wise description of Facilities)

4.1	Size of Local Population	Polder-39/2C: 84853, Polder-40/2: 41317, Polder 41/1: 41051, Polder-43/2C: 14851, Polder-47/2: 5411, Polder-48: 26260		
4.2	Working age population and capacity (education, skills, experience)	No information		
4.3	Working age population capacity	<i>Education</i>	<i>Skill</i>	<i>Experience</i>
		No information	No information	No information
4.4	Local capacity for infrastructure, services, utilities, health (please provide a short brief)	The health centre and hospital are available in local place.		
4.5	Availability of accommodation, food, water (please provide a short brief)	Accommodation, water and food is available to the local community.		
4.6	Are there any security considerations?	Yes		
4.7	Are there any marginalized, vulnerable, ethnic, indigenous- communities?	No		

14. MAINTENANCE OF OTHER LABOR RECORDS

5.1	Is a copy of photo ID of each labourer kept with the Contractor/ Sub-contractor?	Yes
5.2	Is contact information of labour's next-of-kin kept for each labourer?	No

15. LABOR PROFILE (Please provide Polder wise information)

This data is to be collected for each Polder where civil works has commenced, and cover the regular labour, temporary labour, labour hired through sub-contractors or labour contractors / groups.

6.1	Number of laborers by sex	<i>Male</i>		<i>Female</i>		<i>Total</i>
		985		6		991
6.2	Number of laborers by skill	<i>Skilled</i>	<i>Semi-skilled</i>	<i>Unskilled</i>		<i>Total</i>
		461	200	330		991
6.3	Number of laborers by origin	<i>Local (same or adjoining)</i>	<i>Other districts</i>	<i>Other Country</i>	<i>Total</i>	

		<i>district)</i>				
		845		144		0
6.4	Number of laborers by age	18-25		25-50	Above 50	Total
		449		530	12	991
6.5	Source of labour	Contractor	Subcontractor	Independent	Other	Total
		991			0	991

16. FACILITIES (Please provide Polder wise description of Facilities)					
7.1	Details of labour camps	Number	Permanent/Temp.	Location	Distance from nearest village/habitation
		6	Temporary	Near the project site	Within 1 km
7.2	Type of housing in labour camp on leased land (temporary shelters / kuchha / pukka)	Temporary shelter			
7.3	Is there any housing on public land like roadsides, open fields and other spaces?	Yes, there are housings on open field.			
7.4	Is there any housing in rented accommodation in residential areas? If so, who is it rented by?	Yes, it is rented by the Chinese Contractor as temporary shelter.			
7.5	How many laborers have families on/near worksite?	No information			
7.6	Likelihood of family members accompanying (visiting)	Not allowed			
7.7	Is drinking water available on site and at the campsite?	Yes			
7.8	Are latrines and urinals provided on site and at the campsite?	Yes			
7.9	Are First Aid facilities provided on site?	Yes			
7.10	Does a doctor visit the worksite / campsite regularly?	No, sometimes.			
7.11	Is there a tie-up with a hospital or dispensary near the worksite / campsite	Yes			
7.12	Is there a facility for cooking / canteen facility for all labour?	No			
7.13	Are leisure activities / facilities available for all labour	Yes			
7.14	Is transport to and from the worksite provided to labour?	Yes			

17. SUPERVISION BY LABOR OFFICIALS		
8.1	Has the worksite / campsite been inspected by a labour official?	No
8.2	How many times has the worksite / campsite been inspected by a labour official since commencement of work?	None
8.3	What documents were inspected by labour officials?	None
8.4	What documents were maintained and which ones were not?	None

8.5	What directions were given by labour officials?	None
8.6	What is the mode of compliance with such directions?	None
8.7	Are you facing any legal proceedings on labour issues in Labour Court/ Other?	No
18. ACCIDENTS, EMERGENCIES AND INCIDENTS (Please provide Polder wise description of Facilities)		
9.1	What is the nature of accidents / emergencies usually occurring at a worksite like yours?	Drowning, Injury from machine
9.2	Is a functioning First Aid available at the campsite / worksite?	Yes
9.3	Is functioning fire-fighting equipment available at the campsite / worksite?	Yes
9.4	Which is the nearest doctor / clinic / dispensary?	Polder-39/2C: Digital X-ray Clinic, 5 minutes by car away from the campsite, 01717-997-914, Kamrunnasar Polder-41/1: DR.Abudus salam M.B.B.S Ex-medical officer of Barguna general hospital, clinic-sharif x-ray clinic, Dispensary mouir medical hall. Polder-47/2: 1 km from our working site to the nearest dispensary Polder-48: 100 m from our temporary camps to the nearest dispensary but the doctor and clinic are 1 km away.
9.5	Which is the nearest hospital?	Polder-39/2C: Upazila Health Complex, 5 minutes by car away from the campsite, 01735-950-462, Fakrel Islam. Polder-41/1: Barguna sader hospital Polder-47/2: 10 km from our working site to the nearest hospital. Polder-48: the nearest hospital is 3 km towards the seaside.
9.6	Which is the nearest Police Station?	Polder-39/2C: Bandarie Police station, 5 minutes by car away from the campsite, 01713-374-337, Kamruzzaman. Polder-41/1: Barguna sader police station. Polder-47/2: 8 km from our working site to the nearest police station. Polder-48: the nearest police station is 3 km approximately around the third bridge.
9.7	Are details of nearest doctor / clinic / dispensary / hospital / Police station available and prominently displayed at worksite / campsite?	Polder-39/2C: Yes, such information shall be printed on paper and displayed at the site office. Polder-41/1: DR.Abudus salam M.B.B.S Ex-medical officer of Barguna general hospital, clinic-sharif x-ray clinic, Dispensary mouir medical hall, Barguna sader hospital, Barguna sader police station, above mentioned details information is true and they are able to respond within short period and mentioned location is very nearest to our worksite. Polder-47/2: Yes. Such, information shall be printed on paper and displayed at the site office. Polder-48: Yes, such information shall be printed on paper and displayed at the site office.
9.8	What is the system of informing next of kin?	A phone number chat including all the Chinese people has been distributed to all working site/ campsite, anything happening at site will be reported immediately to the person who is in charge of corresponding issue.
9.9	What is your familiarity with accident reporting procedures?	For any accident happened at site, the foreman shall report to the site office and site manager immediately, and site office shall write on the accident log book for records. Then site office shall report to the corresponded local government office.
9.10	What is your familiarity with police reporting procedures?	So far, no such incident whereby Police is to be called upon. The Contractor camps are secured by police.
9.11	Is there any mechanism to address the work place Sexual Harassment of Women at the project sites?	No, because all male workers at the project working at sites and the working place for female staff are limited in the camp and office.

Annex 3: Key Performance Indicators and Targets per PAD/DPP

Results Framework and Monitoring

Project Development Objectives															
Indicator Name	Core	Unit of Measure	Base line	Cumulative Target Values								Data Source/		Responsible for	Remarks
				YR1 14/15	YR2 15/16	YR3 16/17	YR4 17/18	YR5 18/19	YR6 19/20	YR7 20/21	End Target	Frequency	Meth.		
Gross area protected		1000 x ha	-	-	-	-	36.5	67.7	77.9	100.8	100.8	Annual	BWDB	M&E	
<i>Achievement</i>				-	-	-									
Direct project beneficiaries from increased resilience to climate change (number) of which female (percentage) %	X	1000 person x	0	0	0	0	230	480	530	760	760 (50%)	Annual	BWDB	M&E	
<i>Achievement</i>				0	0	0									
Increase cropping intensity		(%)	140	-	-	-	155	167	171	180	180	Annual	BWDB	M&E	
<i>Achievement</i>				-	-	-									
Contingent Emergency Appropriation		Triggered, if requested [Y/N]	NA	NA	NA	NA	NA	NA	NA	NA	NA	NA	BWDB	NA	
<i>Achievement</i>				NA	NA	NA									

Intermediate Results Indicators															
Indicator Name	Core	Unit of Measure	Base line	Cumulative Target Values								Frequency	Data Source / Meth.	Responsible for Data Collection	Remarks
				YR1 14/15	YR2 15/16	YR3 16/17	YR4 17/18	YR5 18/19	YR6 19/20	YR7 20/21	End Target				
Length of upgraded embankment		km	0	-	20	121	309	452	551	623	623	Annual	BWDB	M&E	
<i>Achievement</i>				-	0.8	27.9	63.55	164.98	197.114	218.835					25.008 km are in progress
Drainage structures replaced and upgraded		No.	-	-	3	23	59	89	113	129	129	Annual	BWDB	M&E	
<i>Achievement</i>				-	0		20	34	38	39					40 nos. are in progress
Regulators upgraded		No.	-	-	4	28	73	106	123	134	134	Annual	BWDB	M&E	
<i>Achievement</i>				-	0	0									
Flushing inlets upgraded		No.	0	-	9	52	127	178	214	244	244	Annual	BWDB	M&E	
<i>Achievement</i>				-	0		15	23	29	29					22 nos. are in progress.
Length of Drainage Channels upgraded		Km	0	-	27	157	381	540	681	794	794	Annual	BWDB	M&E	
<i>Achievement</i>				-	0	11	28.80	134.84	157.80	189.10					
Area restored re/afforested	X	ha	-	-	-	-	-	100	200	300	300	Annual	BWDB	M&E	
<i>Achievement</i>				-	-	-				340.60					Seedlings as of 28 th February, 2021 is 331,500 nos.

Bangladesh Water Development Board (BWDB)
Coastal Embankment Improvement Project, Phase-1 (CEIP-1)

Indicator Name	Core	Unit of Measure	Base line	Cumulative Target Values								Frequency	Data Source/ Meth.	Responsible for Data Collection	Remarks
				YR1 14/15	YR2 15/16	YR3 16/17	YR4 17/18	YR5 18/19	YR6 19/20	YR7 20/21	End Target				
Water Management Organization (WMO)		No.	0	-	-	-	1	2	3	4	4	Annual	BWDB	M&E/NGO	
<i>Achievement</i>				-	-	-									
Improved coastal monitoring		Studies	Limited data					1			2	Annual	BWDB	M&E	
<i>Achievement</i>		-	-												
BWDB days of training provided	X	No.	0	20	40	60	80	100	120	140	160	Annual	BWDB		Project total needs to be 140 (or PY7 should be 160).
<i>Achievement</i>				33 (341)	33 (341)	33 (341)									Reported duration in days (plus per-day)
Client days of training provided - Female	X	No.	0								60	Annual	BWDB		
<i>Achievement</i>				33 (66)	33 (66)	33 (66)									Reported duration in days (plus per-day)
Grievance Redress Committee (GRC)		No.	0		4		10 (36)	13	17			Annual	BWDB	M&E/NGO	GRC have been formed in all 10 Polders under Package 1& 2
<i>Achievement</i>					4 (15 GRC)	4 (15 GRC)	10 (36 GRC)	10 (36 GRC)	10 (36 GRC)		10(36 GRC)				GRC formation undertaken for all polders of Package 01. Total 177 complaints / grievances have received by GRC up to February, 2021. Out of 177 complaints /grievances 42 complaints have been resolved at the entry level 134 cases have resolved through investigations and formal hearing by GRC and 1 case has been under investigations of the GRC. A total number of 51 complaints/grievances have been received at package-2 up to February, 2021 by GRC. 43 cases of them have been resolved at the entry level by the field investigation and 8 cases are under process for investigation and formal hearing by GRC.